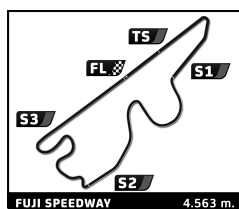


# FIA WEC 6 Hours of Fuji Free Practice 3

## Sector Analysis

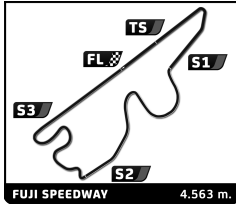
Lap under Red Flag											Invalidated Lap	Personal Best	Session Best	B Crossing the pit lane	
Lap	D	Time	Sector 1	Sector 2	Sector 3	T. Spd	Elapsed	Lap	D	Time	Sector 1	Sector 2	Sector 3	T. Spd	Elapsed
<b>2</b>		<b>Cadillac Racing</b>					Cadillac V-Series.R HYPERCAR H								
		1.Earl BAMBER			3.Richard WESTBROOK										
		2.Alex LYNN													
1	1	2:42.839	1:26.422	33.034	43.383	149.0	2:42.839	18	2	2:59.518	1:36.751	38.692	44.075	107.7	36:48.934
2	1	1:39.223	24.389	31.404	43.430	274.1	4:22.062	19	2	1:38.102	24.155	30.687	43.260	250.6	38:27.036
3	1	1:40.461	24.964	31.182	44.315	264.7	6:02.523	20	2	1:35.349	23.805	29.796	41.748	264.7	40:02.385
4	1	1:38.945	24.271	31.292	43.382	270.7	7:41.468	21	2	<del>1:32.869</del>	22.695	29.442	<del>40.732</del>	305.1	41:35.254
5	1	1:41.270	25.606	31.852	43.812	300.0	9:22.738	22	2	<b>1:32.740</b>	<b>22.515</b>	29.348	<b>40.877</b>	306.8	43:07.994
6	1	1:38.959	24.193	31.429	43.337	285.0	11:01.697	23	2	1:34.720	22.592	<b>28.664</b>	43.464	306.8	44:42.714
7	1	1:38.726	24.223	30.973	43.530	276.2	12:40.423	24	2	1:44.939 <b>B</b>	22.667	33.835	48.437	308.6	46:27.653
8	1	1:38.930	24.090	31.230	43.610	290.3	14:19.353	25	1	3:32.512	2:19.004	31.119	42.389	144.8	50:00.165
9	1	1:38.304	24.037	31.111	43.156	278.4	15:57.657	26	1	1:35.507	23.120	30.015	42.372	295.1	51:35.672
10	1	1:38.620	24.055	31.118	43.447	291.9	17:36.277	27	1	1:34.383	23.042	29.493	41.848	300.8	53:10.055
11	1	1:46.249 <b>B</b>	23.665	34.214	48.370	298.3	19:22.526	28	1	1:33.823	23.055	29.449	41.319	288.0	54:43.878
12	2	3:19.301	1:52.010	39.544	47.747	95.9	22:41.827	29	1	1:33.788	22.857	29.480	41.451	303.4	56:17.666
13	2	1:39.107	24.352	33.487	41.268	258.4	24:20.934	30	1	1:35.411	22.871	30.721	41.819	300.8	57:53.077
14	2	<del>1:33.106</del>	23.837	29.278	<del>39.991</del>	246.0	25:54.040	31	1	1:48.057 <b>B</b>	23.113	32.640	52.304	293.5	59:41.134
15	2	1:34.235	22.900	30.238	41.097	290.3	27:28.275								
16	2	1:31.786	22.686	29.250	39.850	303.4	29:00.061								
17	2	1:30.915	22.293	28.922	<b>39.700</b>	309.5	30:30.976								
18	2	1:31.176	22.340	<b>28.444</b>	40.392	303.4	32:02.152								
19	2	1:31.466	22.970	28.628	39.868	273.4	33:33.618								
20	2	<b>1:30.914</b>	22.508	28.471	39.935	308.6	35:04.532								
21	2	1:41.590 <b>B</b>	23.389	31.373	46.828	258.4	36:46.122								
22	3	6:51.224	5:39.983	30.393	40.848	148.4	43:37.346								
23	3	1:33.081	22.756	29.459	40.866	285.7	45:10.427								
24	3	1:32.579	22.633	29.394	40.552	296.7	46:43.006								
25	3	1:31.865	22.592	28.968	40.305	297.5	48:14.871								
26	3	1:49.478 <b>B</b>	22.692	31.134	55.652	291.9	50:04.349								
27	1	5:22.307	4:11.345	30.019	40.943	155.2	55:26.656								
28	1	1:32.521	22.856	29.179	40.486	294.3	56:59.177								
29	1	<del>1:31.980</del>	22.307	29.053	<del>40.620</del>	305.1	58:31.157								
30	1	1:43.674 <b>B</b>	<b>22.261</b>	30.877	50.536	305.9	1:00:14.831								
<b>4</b>		<b>Floyd Vanwall Racing Team</b>					Vanwall Vandervell 680								
		1.Esteban GUERRIERI			3.Joao Paulo DE OLIVEIRA			HYPERCAR							
		2.Tristan VAUTIER													
1	3	3:23.585	2:05.260	32.799	45.526	127.7	3:23.585								
2	3	1:44.113	25.610	33.288	45.215	235.3	5:07.698								
3	3	1:42.898	25.168	32.375	45.355	263.4	6:50.596								
4	3	1:46.610	26.372	34.780	45.458	224.5	8:37.206								
5	3	1:44.433	25.516	33.195	45.722	240.0	10:21.639								
6	3	1:50.758 <b>B</b>	25.284	32.378	53.096	269.3	12:12.397								
7	1	3:38.722	2:03.669	43.605	51.448	104.0	15:51.119								
8	1	1:48.760	26.745	37.126	44.889	220.9	17:39.879								
9	1	1:40.553	24.956	32.862	42.735	249.4	19:20.432								
10	1	1:37.061	24.015	31.214	41.832	272.0	20:57.493								
11	1	1:36.615	23.777	30.847	41.991	280.5	22:34.108								
12	1	1:43.636 <b>B</b>	24.202	31.089	48.345	252.9	24:17.744								
13	2	3:05.233	1:50.279	32.247	42.707	136.4	27:22.977								
14	2	<del>1:35.461</del>	23.491	30.352	<del>41.618</del>	288.8	28:58.438								
15	2	1:35.170	23.392	30.248	41.530	295.9	30:33.608								
16	2	1:34.355	23.168	29.467	41.720	297.5	32:07.963								
17	2	1:41.453 <b>B</b>	22.953	29.749	48.751	288.8	33:49.416								
<b>5</b>		<b>Porsche Penske Motorsport</b>					Porsche 963 HYPERCAR H								
		1.Dane CAMERON			3.Frédéric MAKOWIECKI										
		2.Michael CHRISTENSEN													
1	3	6:43.929	5:26.505	32.499	44.925	133.8	6:43.929								
2	3	1:38.434	24.304	31.347	42.783	266.0	8:22.363								
3	3	1:38.234	24.183	30.815	43.236	275.5	10:00.597								
4	3	1:42.009	24.009	32.605	45.395	275.5	11:42.606								
5	3	1:46.743 <b>B</b>	24.121	31.457	51.165	271.4	13:29.349								
6	3	2:44.003	1:23.597	36.113	44.293	110.9	16:13.352								
7	3	1:38.628	25.227	31.828	41.573	209.7	17:51.980								
8	3	1:34.756	23.681	29.927	41.148	257.8	19:26.736								
9	3	1:33.577	23.580	29.589	40.408	270.0	21:00.313								
10	3	1:32.943	22.936	29.273	40.734	285.0	22:33.256								
11	3	1:39.025 <b>B</b>	23.435	28.926	46.664	253.5	24:12.281								
12	1	3:31.327	2:16.310	33.816	41.201	136.5	27:43.608								
13	1	1:32.246	23.003	29.089	40.154	260.9	29:15.854								
14	1	1:32.918	22.816	29.731	40.371	262.1	30:48.772								
15	1	1:33.486	23.153	29.997	40.336	264.1	32:22.258								
16	1	<b>1:31.453</b>	22.701	28.661	<b>40.091</b>	269.3	33:53.711								
17	1	1:32.752	22.897	29.129	40.726	284.2	35:26.463								
18	1	1:31.711	22.439	28.968	40.304	294.3	36:58.174								
19	1	1:34.410	22.818	29.948	41.644	244.9	38:32.584								
20	1	1:34.462	22.412	30.152	41.898	297.5	40:07.046								
21	1	<del>1:31.795</del>	22.860	28.689	<del>40.246</del>	307.7	41:38.841								
22	1	1:31.546	22.350	28.617	40.579	305.9	43:10.387								
23	1	1:37.442 <b>B</b>	<b>22.272</b>	<b>28.329</b>	46.841	304.2	44:47.829								
24	1	16:04.211	...	34.802	48.269	145.2	1:00:52.040								
<b>6</b>		<b>Porsche Penske Motorsport</b>					Porsche 963 HYPERCAR H								
		1.Kévin ESTRE			3.Laurens VANTHOOR										
		2.André LOTTERER													
1	3	1:49.804	32.166	33.808	43.830	124.9	1:49.804								
2	3	1:39.890	24.905	31.465	43.520	259.6	3:29.694								
3	3	1:39.796	24.511	31.505	43.780	262.1	5:09.490								
4	3	1:41.074	25.008	31.628	44.438	242.2	6:50.564								
5	3	1:47.249 <b>B</b>	24.340	31.387	51.522	259.6	8:37.813								
6	3	2:45.549	1:23.481	36.847	45.221	102.5	11:23.362								
7	3	1:39.426	25.323	32.103	42.000	229.3	13:02.788								
8	3	1:39.000	24.620	31.224	43.156	242.7	14:41.788								
9	3	1:36.119	24.305	30.069	41.745	242.7	16:17.907								



# FIA WEC 6 Hours of Fuji Free Practice 3

## Sector Analysis

Lap under Red Flag											Invalidated Lap	Personal Best	Session Best	B Crossing the pit lane	
Lap	D	Time	Sector 1	Sector 2	Sector 3	T. Spd	Elapsed	Lap	D	Time	Sector 1	Sector 2	Sector 3	T. Spd	Elapsed
10	3	1:34.594	23.775	29.801	41.018	251.2	17:52.501	30	3	4:43.884	3:26.221	32.990	44.673	127.2	57:25.550
11	3	1:36.236	26.395	29.194	40.647	243.8	19:28.737	31	3	1:37.608	23.504	31.527	42.577	270.0	59:03.158
12	3	1:33.953	23.304	29.983	40.666	268.0	21:02.690	32	3	1:47.047 <b>B</b>	23.935	31.681	51.431	257.8	1:00:50.205
13	3	1:32.919	23.099	29.056	40.764	279.1	22:35.609	<b>8 Toyota Gazoo Racing</b> Toyota GR010 HYBRID							
14	3	1:39.927 <b>B</b>	23.135	30.240	46.552	265.4	24:15.536	1.Sébastien BUEMI 3.Ryo HIRAKAWA							
15	2	2:55.199	1:43.241	31.248	40.710	139.5	27:10.735	2.Brendon HARTLEY HYPERCAR H							
16	2	1:32.673	22.856	29.429	40.388	288.0	28:43.408	1	1	3:12.232	1:53.335	33.736	45.161	146.9	3:12.232
17	2	1:32.275	22.904	29.129	<b>40.242</b>	284.2	30:15.683	2	1	1:39.301	23.957	31.768	43.576	279.8	4:51.533
18	2	1:33.072	23.326	29.426	40.320	248.8	31:48.755	3	1	1:56.838	24.406	39.407	53.025	265.4	6:48.371
19	2	1:31.891	22.542	28.806	40.543	298.3	33:20.646	4	1	1:39.527	24.153	31.562	43.812	259.6	8:27.898
20	2	1:41.352 <b>B</b>	22.576	30.672	48.104	300.0	35:01.998	5	1	1:39.765	24.246	31.440	44.079	266.7	10:07.663
21	2	1:12.565	...	31.160	42.385	148.4	46:24.563	6	1	1:39.730	24.140	31.807	43.783	267.3	11:47.393
22	2	1:32.905	22.675	29.036	41.194	304.2	47:57.468	7	1	1:40.658	24.438	32.082	44.138	274.1	13:28.051
23	2	<b>1:31.501</b>	22.423	28.763	40.315	307.7	49:28.969	8	1	1:39.812	24.263	31.729	43.820	274.1	15:07.863
24	2	1:32.974	22.630	28.942	41.402	304.2	51:01.943	9	1	1:45.975 <b>B</b>	24.285	31.505	50.185	274.8	16:53.838
25	2	1:32.151	22.477	28.929	40.745	305.9	52:34.094	10	2	3:01.486	1:38.398	37.215	45.873	107.5	19:55.324
26	2	1:31.908	22.395	<b>28.759</b>	40.754	310.3	54:06.002	11	2	1:38.939	24.203	31.205	43.531	248.8	21:34.263
27	2	<del>1:31.753</del>	<b>22.364</b>	<del>28.970</del>	40.419	309.5	55:37.755	12	2	1:35.753	23.335	30.167	42.251	279.8	23:10.016
28	2	1:32.658	22.625	29.524	40.509	306.8	57:10.413	13	2	1:31.937	22.956	29.165	39.816	279.1	24:41.953
29	2	1:34.125	22.838	29.840	41.447	293.5	58:44.538	14	2	1:31.335	22.369	29.383	39.583	290.3	26:13.288
30	2	1:35.585	22.847	29.944	42.794	283.5	1:00:20.123	15	2	1:44.226	32.893	30.387	40.946	308.6	27:57.514
<b>7 Toyota Gazoo Racing</b> Toyota GR010 HYBRID															
1.Mike CONWAY 3.Jose Maria LOPEZ HYPERCAR H															
2.Kamui KOBAYASHI															
1	1	2:06.371	49.027	33.665	43.679	140.4	2:06.371	16	2	1:32.067	22.359	29.619	40.089	305.9	29:29.581
2	1	1:39.909	24.931	31.596	43.382	247.7	3:46.280	17	2	1:37.258 <b>B</b>	22.317	29.415	45.526	286.5	31:06.839
3	1	1:41.054	24.981	32.227	43.846	238.9	5:27.334	18	2	3:08.033	1:47.880	35.937	44.216	108.0	34:14.872
4	1	1:39.573	24.367	31.325	43.881	275.5	7:06.907	19	2	1:35.625	24.790	29.952	40.883	282.0	35:50.497
5	1	1:39.703	24.110	31.685	43.908	282.0	8:46.610	20	2	1:30.857	22.481	28.861	<b>39.515</b>	303.4	37:21.354
6	1	1:40.061	24.192	31.764	44.105	264.1	10:26.671	21	2	1:35.850	22.296	29.902	43.652	311.2	38:57.204
7	1	1:46.298 <b>B</b>	24.042	31.694	50.562	276.9	12:12.969	22	2	1:31.514	22.222	<b>28.295</b>	40.997	309.5	40:28.718
8	1	3:27.051	2:03.562	38.635	44.854	105.5	15:40.020	23	2	1:36.720 <b>B</b>	<b>22.010</b>	29.294	45.416	309.5	42:05.438
9	1	1:38.312	25.178	31.497	41.637	222.7	17:18.332	24	3	2:47.483	1:35.742	31.099	40.642	143.0	44:52.921
10	1	1:35.784	23.996	30.525	41.263	248.8	18:54.116	25	3	1:37.262	22.388	33.573	41.301	303.4	46:30.183
11	1	1:33.532	23.093	30.079	40.360	282.7	20:27.648	26	3	1:32.032	22.384	29.036	40.612	305.9	48:02.215
12	1	1:32.920	22.925	29.339	40.656	276.2	22:00.568	27	3	1:31.745	22.730	28.994	40.021	282.0	49:33.960
13	1	1:32.962	22.807	29.391	40.764	292.7	23:33.530	28	3	<b>1:30.826</b>	22.379	28.447	40.000	289.5	51:04.786
14	1	1:39.465 <b>B</b>	22.801	29.600	47.064	260.2	25:12.995	29	3	1:31.046	22.317	28.548	40.181	288.0	52:35.832
15	3	3:22.987	2:11.069	30.780	41.138	131.5	28:35.982	30	3	1:35.920 <b>B</b>	22.324	28.606	44.990	288.8	54:11.752
16	3	1:33.338	22.690	29.780	40.868	296.7	30:09.320	31	1	2:40.728	1:30.858	29.437	40.433	156.5	56:52.480
17	3	1:33.881	22.713	29.833	41.335	286.5	31:43.201	32	1	1:35.470	22.573	29.825	43.072	261.5	58:27.950
18	3	1:32.456	22.368	28.653	41.435	303.4	33:15.657	33	1	1:34.945	22.737	30.635	41.573	279.1	1:00:02.895
19	3	1:39.133 <b>B</b>	22.785	29.736	46.612	282.0	34:54.790	<b>9 Prema Racing</b> Oreca 07 - Gibson							
20	2	3:22.019	1:58.538	36.269	47.212	115.8	38:16.809	1.Filip UGRAN 3.Juan Manuel CORREA							
21	2	1:37.800	24.339	31.462	41.999	241.6	39:54.609	2.Bent VISCAAL LMP2							
22	2	1:36.634	23.018	29.495	44.121	283.5	41:31.243	1	3	2:16.998	48.689	40.557	47.752	121.5	2:16.998
23	2	1:35.780	22.393	31.734	41.653	306.8	43:07.023	2	3	1:48.211	26.755	34.859	46.597	230.8	4:05.209
24	2	1:33.563	22.236	29.195	42.132	305.9	44:40.586	3	3	1:47.050	26.437	34.397	46.216	247.1	5:52.259
25	2	1:31.240	22.243	28.588	40.409	309.5	46:11.826	4	3	1:46.402	25.999	33.745	46.658	280.5	7:38.661
26	2	1:39.260	22.617	30.837	45.806	312.1	47:51.086	5	3	1:49.445	25.920	33.931	49.594	262.8	9:28.106
27	2	1:31.431	22.341	28.591	40.499	307.7	49:22.517	6	3	1:45.927	25.868	33.756	46.303	259.6	11:14.033
28	2	<b>1:30.068</b>	<b>22.070</b>	<b>28.376</b>	<b>39.622</b>	314.0	50:52.585	7	3	1:46.080	25.744	33.966	46.370	266.0	13:00.113
29	2	1:49.081 <b>B</b>	23.086	30.805	55.190	293.5	52:41.666	8	3	1:53.244 <b>B</b>	25.596	34.056	53.592	264.1	14:53.357
								9	3	3:31.343	2:10.914	34.308	46.121	144.0	18:24.700
								10	3	1:44.847	25.455	33.677	45.715	252.9	20:09.547
								11	3	1:44.357	25.372	33.155	45.830	250.0	21:53.904



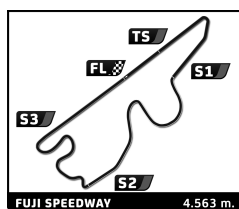
# FIA WEC 6 Hours of Fuji Free Practice 3 Sector Analysis

FUJI SPEEDWAY 4.563 m.

Lap under Red Flag   Invalidated Lap   Personal Best   Session Best   Crossing the pit lane

Lap	D	Time	Sector 1	Sector 2	Sector 3	T. Spd	Elapsed	Lap	D	Time	Sector 1	Sector 2	Sector 3	T. Spd	Elapsed
12	3	1:51.425 <b>B</b>	25.448	33.733	52.244	249.4	23:45.329	30	3	<del>1:36.646</del>	25.506	29.667	41.473	290.3	55:49.160
13	1	3:03.367	1:42.834	36.384	44.149	118.4	26:48.696	31	3	<del>1:34.910</del>	<del>23.373</del>	<b>29.651</b>	41.886	289.5	57:24.070
14	1	1:39.594	25.496	31.292	42.806	224.1	28:28.290	32	3	1:35.189	<b>23.326</b>	30.133	41.730	289.5	58:59.259
15	1	<del>1:37.530</del>	24.258	30.748	<del>42.524</del>	278.4	30:05.820	33	3	1:39.175	23.728	31.658	43.789	279.8	1:00:38.434
16	1	1:38.189	24.394	30.963	42.832	234.3	31:44.009	<b>21</b> <b>AF Corse</b> <span style="float:right">Ferrari 488 GTE Evo</span>							
17	1	1:36.960	24.054	30.341	42.565	274.1	33:20.969	1.Hiroshi KOIZUMI <span style="float:right">LMGTE Am</span>							
18	1	1:38.665	24.148	30.393	44.124	274.1	34:59.634	2.Simon MANN							
19	1	1:45.129	24.373	34.114	46.642	264.1	36:44.763	1	2	4:22.887 <b>B</b>	2:50.834	36.757	55.296	129.2	4:22.887
20	1	<del>1:35.720</del>	23.749	30.333	<del>41.638</del>	279.1	38:20.483	2	2	3:18.860	1:40.867	44.169	53.824	99.2	7:41.747
21	1	1:35.688	23.636	29.913	42.139	282.0	39:56.171	3	2	1:53.952	28.851	37.706	47.395	208.9	9:35.699
22	1	1:34.988	23.530	29.600	41.858	281.2	41:31.159	4	2	1:53.130	30.050	35.951	47.129	240.0	11:28.829
23	1	1:43.364 <b>B</b>	23.946	30.825	48.593	275.5	43:14.523	5	2	1:46.388	27.005	34.496	44.887	221.8	13:15.217
24	2	5:08.798	3:43.859	38.418	46.521	124.7	48:23.321	6	2	1:45.002	26.861	33.394	44.747	249.4	15:00.219
25	2	1:43.338	26.108	33.600	43.630	236.8	50:06.659	7	2	1:44.773	26.086	32.881	45.806	240.5	16:44.992
26	2	1:36.269	24.319	29.932	42.018	260.9	51:42.928	8	2	1:43.045	26.162	32.813	44.070	245.5	18:28.037
27	2	1:36.169	23.777	29.504	42.888	284.2	53:19.097	9	2	1:43.222	26.101	32.829	44.292	255.3	20:11.259
28	2	<b>1:34.777</b>	23.539	<b>29.473</b>	<b>41.765</b>	288.0	54:53.874	10	2	1:43.338	25.793	32.511	45.034	252.3	21:54.597
29	2	1:37.855	24.581	30.842	42.432	270.7	56:31.729	11	2	1:45.501	25.447	33.499	46.555	254.1	23:40.098
30	2	1:35.374	<b>23.457</b>	29.858	42.059	288.0	58:07.103	12	2	<del>1:41.780</del>	25.542	<del>32.339</del>	43.899	247.7	25:21.878
31	2	1:41.394	23.576	33.466	44.352	287.2	59:48.497	13	2	1:41.682	25.354	32.270	44.058	251.7	27:03.560
32	2	1:55.158 <b>B</b>	25.363	33.740	56.055	225.9	1:01:43.655	14	2	<b>1:40.762</b>	25.126	32.160	<b>43.476</b>	261.5	28:44.322
<b>10</b> <b>Vector Sport</b> <span style="float:right">Oreca 07 - Gibson</span>								<b>22</b> <b>United Autosports</b> <span style="float:right">Oreca 07 - Gibson</span>							
1.Ryan CULLEN <span style="float:right">3.Gabriel AUBRY</span>								1.Frederick LUBIN <span style="float:right">3.Filipe ALBUQUERQUE</span>							
2.Matthias KAISER <span style="float:right">LMP2</span>								2.Philip HANSON							
1	3	2:00.456	39.714	35.209	45.533	131.7	2:00.456	1	3	2:14.758	47.467	36.625	50.666	136.9	2:14.758
2	3	1:44.444	26.389	32.782	45.273	236.3	3:44.900	2	3	1:47.582	26.436	34.430	46.716	240.5	4:02.340
3	3	1:44.210	25.892	33.068	45.250	258.4	5:29.110	3	3	1:47.057	26.225	33.430	47.402	234.3	5:49.397
4	3	1:51.242 <b>B</b>	26.151	32.693	52.398	236.8	7:20.352	4	3	1:46.964	26.350	33.945	46.669	240.0	7:36.361
5	2	3:28.868	2:06.741	34.523	47.604	142.9	10:49.220	5	3	1:44.246	25.719	33.166	45.361	247.7	9:20.607
6	2	1:47.667	26.200	35.104	46.363	232.3	12:36.887	6	3	1:45.168	25.734	33.154	46.280	251.7	11:05.775
7	2	1:45.529	25.774	34.145	45.610	244.3	14:22.416	7	3	1:51.810 <b>B</b>	25.632	33.240	52.938	252.3	12:57.585
8	2	1:53.106 <b>B</b>	25.771	33.766	53.569	228.8	16:15.522	8	2	9:19.635	7:59.115	35.929	44.591	116.9	22:17.220
9	2	2:35.452	1:16.379	35.393	43.680	121.6	18:50.974	9	2	<del>1:39.407</del>	25.665	31.443	<del>42.299</del>	244.3	23:56.627
10	2	1:39.472	25.244	31.963	42.265	231.3	20:30.446	10	2	<del>1:37.309</del>	24.290	30.958	<del>42.061</del>	276.2	25:33.936
11	2	1:37.823	24.734	30.954	42.135	253.5	22:08.269	11	2	1:42.094	25.206	31.344	45.544	287.2	27:16.030
12	2	1:38.362	24.265	30.673	43.424	270.7	23:46.631	12	2	1:35.676	23.743	30.274	41.659	288.8	28:51.706
13	2	1:37.980	24.488	31.180	42.312	247.1	25:24.611	13	2	1:35.474	23.792	29.960	41.722	290.3	30:27.180
14	2	1:37.060	24.126	30.339	42.595	273.4	27:01.671	14	2	1:35.148	23.642	29.967	41.539	287.2	32:02.328
15	2	1:42.760 <b>B</b>	24.120	30.685	47.955	279.1	28:44.431	15	2	1:42.596 <b>B</b>	24.237	30.059	48.300	267.3	33:44.924
16	1	2:58.504	1:43.786	32.271	42.447	131.5	31:42.935	16	1	3:26.731	2:14.354	30.738	41.639	133.5	37:11.655
17	1	1:37.529	24.060	30.843	42.626	264.7	33:20.464								
18	1	1:38.854	23.929	30.678	44.247	281.2	34:59.318								
19	1	1:36.824	24.357	30.244	42.223	277.6	36:36.142								
20	1	1:36.973	23.892	30.336	42.745	282.0	38:13.115								
21	1	1:35.814	23.787	30.188	41.839	284.2	39:48.929								
22	1	<del>1:35.674</del>	23.637	30.207	<del>41.830</del>	285.7	41:24.603								
23	1	1:35.765	23.700	29.979	42.086	286.5	43:00.368								
24	1	1:35.407	23.742	29.800	41.865	281.2	44:35.775								
25	1	1:44.290 <b>B</b>	24.200	30.643	49.447	282.0	46:20.065								
26	3	3:04.656	1:46.676	33.853	44.127	134.7	49:24.721								
27	3	1:37.555	24.315	30.930	42.310	265.4	51:02.276								
28	3	1:35.519	23.673	30.409	41.437	290.3	52:37.795								
29	3	<b>1:34.719</b>	23.625	29.810	<b>41.284</b>	290.3	54:12.514								



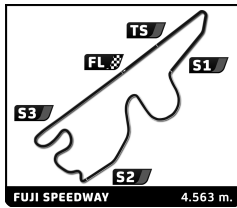


# FIA WEC 6 Hours of Fuji Free Practice 3

## Sector Analysis

Lap under Red Flag													Invalidated Lap		Personal Best		Session Best		B Crossing the pit lane	
Lap	D	Time	Sector 1	Sector 2	Sector 3	T. Spd	Elapsed	Lap	D	Time	Sector 1	Sector 2	Sector 3	T. Spd	Elapsed					
17	1	1:36.318	24.081	30.590	41.647	270.0	38:47.973	4	3	1:50.140	29.080	35.963	45.097	197.1	12:48.923					
18	1	1:36.093	23.926	30.495	41.672	270.7	40:24.066	5	3	1:46.546	28.039	34.197	44.310	198.9	14:35.469					
19	1	1:35.944	23.776	30.282	41.886	287.2	42:00.010	6	3	1:44.491	26.833	33.070	44.588	213.0	16:19.960					
20	1	1:42.000	23.605	29.879	48.516	288.0	43:42.010	7	3	1:44.530	26.136	33.054	45.340	226.9	18:04.490					
21	2	2:52.645	1:30.741	37.054	44.850	127.4	46:34.655	8	3	1:49.030	25.849	32.836	50.345	240.0	19:53.520					
22	2	1:39.532	25.302	31.971	42.259	241.1	48:14.187	9	2	3:00.948	1:42.525	33.749	44.674	132.7	22:54.468					
23	2	1:55.057	24.528	37.505	53.024	280.5	50:09.244	10	2	1:42.899	25.550	32.958	44.391	263.4	24:37.367					
24	2	<del>1:39.342</del>	23.605	<del>30.329</del>	45.417	288.0	51:48.586	11	2	<del>1:42.273</del>	25.416	32.980	<del>43.877</del>	263.4	26:19.640					
25	2	1:35.097	23.707	29.911	<b>41.479</b>	288.0	53:23.683	12	2	1:42.022	25.321	32.411	44.290	264.7	28:01.662					
26	2	1:44.529	23.460	<b>29.289</b>	51.780	289.5	55:08.212	13	2	<del>1:41.540</del>	25.066	<del>32.273</del>	44.201	266.0	29:43.202					
27	2	<b>1:34.608</b>	23.672	29.301	41.635	290.3	56:42.820	14	2	1:41.403	25.207	32.318	43.878	260.9	31:24.605					
28	2	1:35.644	<b>23.396</b>	30.183	42.065	291.1	58:18.464	15	2	1:45.542	26.309	33.075	46.158	216.0	33:10.147					
29	2	1:49.772	23.409	29.925	56.438	290.3	1:00:08.236	16	2	<del>1:48.646</del>	25.235	33.521	<del>49.890</del>	266.0	34:58.793					
<b>23</b> United Autosports 1. Joshua PIERSON 2. Ben HANLEY								Oreca 07 - Gibson LMP2 3. Oliver JARVIS												
1	3	1:58.077	33.377	36.984	47.716	122.2	1:58.077	17	1	3:54.321	2:34.347	35.096	44.878	125.9	38:53.114					
2	3	1:47.409	26.614	33.670	47.125	230.8	3:45.486	18	1	1:47.190	25.683	32.559	48.948	232.8	40:40.304					
3	3	1:47.029	26.586	33.974	46.469	246.0	5:32.515	19	1	1:41.485	25.330	32.259	43.896	262.8	42:21.789					
4	3	1:46.437	26.208	33.654	46.575	254.7	7:18.952	20	1	1:42.521	24.971	32.316	45.234	263.4	44:04.310					
5	3	1:57.685	25.918	34.197	57.570	250.6	9:16.637	21	1	1:41.131	25.007	32.200	43.924	264.7	45:45.441					
6	3	3:16.780	1:53.314	37.259	46.207	110.1	12:33.417	22	1	1:43.978	25.217	32.226	46.535	262.8	47:29.419					
7	3	1:43.197	26.760	32.881	43.556	207.7	14:16.614	23	1	1:43.422	25.251	32.881	45.290	264.7	49:12.841					
8	3	1:39.477	25.492	31.351	42.634	241.1	15:56.091	24	1	1:47.930	24.975	31.769	51.186	268.0	51:00.771					
9	3	1:41.289	25.019	32.207	44.063	268.0	17:37.380	25	3	3:27.584	2:11.729	32.116	<b>43.739</b>	134.7	54:28.355					
10	3	1:37.395	24.547	30.715	42.133	276.9	19:14.775	26	3	<b>1:40.453</b>	24.942	<b>31.745</b>	43.766	260.2	56:08.808					
11	3	1:36.147	24.292	30.167	41.688	279.8	20:50.922	27	3	1:40.690	<b>24.778</b>	31.988	43.924	265.4	57:49.498					
12	3	1:45.020	24.385	31.022	49.613	285.0	22:35.942	28	3	1:49.860	24.998	32.799	52.063	265.4	59:39.358					
13	1	4:23.352	3:07.010	32.503	43.839	139.5	26:59.294	<b>28</b> JOTA 1. David HEINEMEIER-HANS 2. Pietro FITTIPALDI												
14	1	1:39.065	25.150	31.423	42.492	261.5	28:38.359	1	3	1:55.652	33.823	35.041	46.788	141.5	1:55.652					
15	1	1:36.601	24.207	30.286	42.108	270.7	30:14.960	2	3	1:46.070	26.030	33.974	46.066	259.6	3:41.722					
16	1	1:37.815	24.328	30.641	42.846	266.0	31:52.775	3	3	1:45.347	25.813	33.357	46.177	261.5	5:27.069					
17	1	1:36.331	23.944	29.983	42.404	277.6	33:29.106	4	3	1:48.056	25.779	33.299	48.978	259.6	7:15.125					
18	1	1:35.821	23.836	30.056	41.929	284.2	35:04.927	5	3	1:52.443	25.735	33.453	53.255	259.6	9:07.568					
19	1	1:40.148	24.746	32.076	43.326	272.7	36:45.075	6	3	2:44.804	1:23.161	36.861	44.782	121.2	11:52.372					
20	1	1:38.512	23.983	31.110	43.419	267.3	38:23.587	7	3	1:41.478	25.856	32.546	43.076	243.8	13:33.850					
21	1	1:42.827	23.894	30.272	48.661	279.8	40:06.414	8	3	1:39.480	24.957	31.102	43.421	265.4	15:13.330					
22	3	5:03.470	3:44.510	34.993	43.967	118.2	45:09.884	9	3	1:38.024	24.710	30.994	42.320	271.4	16:51.354					
23	3	1:38.459	25.006	30.681	42.772	240.5	46:48.343	10	3	1:39.537	25.715	31.476	42.346	279.1	18:30.891					
24	3	1:38.775	25.849	30.392	42.534	257.8	48:27.118	11	3	1:38.523	24.687	30.843	42.993	255.9	20:09.414					
25	3	1:35.376	23.749	29.561	42.066	283.5	50:02.494	12	3	1:36.314	24.005	30.216	42.093	286.5	21:45.728					
26	3	<b>1:34.258</b>	23.600	<b>29.293</b>	<b>41.365</b>	288.8	51:36.752	13	3	<del>1:35.948</del>	24.000	30.023	<del>41.925</del>	283.5	23:21.676					
27	3	1:39.835	23.690	31.067	45.078	290.3	53:16.587	14	3	1:44.420	23.966	30.478	49.976	284.2	25:06.096					
28	3	<del>1:36.186</del>	23.499	<del>29.826</del>	42.851	290.3	54:52.773	15	1	3:11.883	1:57.052	32.368	42.463	143.6	28:17.979					
29	3	1:34.448	23.499	29.293	41.656	288.8	56:27.221	16	1	1:39.438	24.738	31.493	43.207	259.0	29:57.417					
30	3	1:43.779	<b>23.419</b>	30.951	49.409	290.3	58:11.000	17	1	1:37.119	24.240	30.877	42.002	263.4	31:34.536					
31	3	1:52.150	23.615	33.135	55.400	288.8	1:00:03.150	18	1	1:36.927	24.097	30.205	42.625	280.5	33:11.463					
<b>25</b> ORT by TF 1. Ahmad AL HARTHY 2. Michael DINAN								Aston Martin Vantage AMR LMGTE Am 3. Charlie EASTWOOD												
1	3	2:27.138	1:03.309	35.753	48.076	118.3	2:27.138	19	1	1:38.108	24.195	31.718	42.195	268.0	34:49.571					
2	3	1:57.279	27.418	35.023	54.838	218.6	4:24.417	20	1	1:36.176	23.925	30.088	42.163	284.2	36:25.747					
3	3	6:34.366	5:05.079	41.694	47.593	99.0	10:58.783	21	1	1:36.587	23.997	30.560	42.030	287.2	38:02.334					
22	1	1:43.770	24.009	30.990	48.771	283.5	39:46.104	23	2	7:15.098	5:59.936	33.513	<b>41.649</b>	145.4	47:01.202					
24	2	1:36.817	24.306	30.656	41.855	279.1	48:38.019	24	2	1:36.817	24.306	30.656	41.855	279.1	48:38.019					
25	2	1:35.895	23.795	30.188	41.912	282.7	50:13.914													

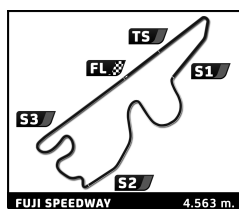




# FIA WEC 6 Hours of Fuji Free Practice 3 Sector Analysis

Lap under Red Flag											Invalidated Lap	Personal Best	Session Best	B Crossing the pit lane	
Lap	D	Time	Sector 1	Sector 2	Sector 3	T. Spd	Elapsed	Lap	D	Time	Sector 1	Sector 2	Sector 3	T. Spd	Elapsed
26	2	1:42.787 B	23.900	30.435	48.452	288.0	51:56.701	13	3	1:40.918	25.092	32.340	43.486	263.4	27:32.281
27	2	2:38.578	1:23.159	32.677	42.742	137.6	54:35.279	14	3	1:40.712	25.009	31.943	43.760	265.4	29:12.993
28	2	1:35.955	24.028	29.910	42.017	281.2	56:11.234	15	3	<del>1:40.511</del>	24.811	31.939	<del>43.761</del>	262.1	30:53.504
29	2	<b>1:35.819</b>	23.600	30.019	42.200	288.8	57:47.053	16	3	1:41.700	25.125	32.812	43.763	260.9	32:35.204
30	2	1:59.840 B	<b>23.316</b>	<b>29.857</b>	1:06.667	290.3	59:46.893	17	3	<del>1:41.624</del>	25.092	<del>32.005</del>	44.527	266.7	34:16.828
<b>31</b> Team WRT 1. Sean GELAEEL 2. Ferdinand HABSBURG 3. Robin FRIJNS Oreca 07 - Gibson LMP2															
1	1	5:30.927	4:08.442	34.962	47.523	134.8	5:30.927	18	3	1:40.419	24.925	<b>31.737</b>	43.757	266.7	35:57.247
2	1	1:44.957	26.460	33.292	45.205	232.8	7:15.884	19	3	<b>1:39.690</b>	24.654	31.797	<b>43.239</b>	268.0	37:36.937
3	1	1:44.623	25.856	33.036	45.731	254.1	9:00.507	20	3	1:47.550 B	24.635	33.409	49.506	266.0	39:24.487
4	1	1:48.274	26.035	36.211	46.028	262.8	10:48.781	21	1	3:57.061	2:25.237	41.788	50.036	103.5	43:21.548
5	1	1:46.800	25.995	34.169	46.636	259.6	12:35.581	22	1	1:45.432	26.390	34.094	44.948	228.8	45:06.980
6	1	1:46.313	25.746	33.885	46.682	254.1	14:21.894	23	1	1:43.335	25.675	33.035	44.625	239.5	46:50.315
7	1	1:52.685 B	25.705	33.697	53.283	264.7	16:14.579	24	1	1:42.728	25.440	33.301	43.987	266.0	48:33.043
8	3	4:33.741 B	3:06.723	33.898	53.120	142.1	20:48.320	25	1	1:41.557	25.034	32.311	44.212	267.3	50:14.600
9	3	2:28.535	1:12.761	33.089	42.685	121.8	23:16.855	26	1	<del>1:40.926</del>	25.029	32.124	<del>43.773</del>	268.7	51:55.526
10	3	1:36.847	24.345	30.755	41.747	273.4	24:53.702	27	1	1:46.125	28.768	32.226	45.131	268.0	53:41.651
11	3	1:35.797	23.836	30.231	41.730	285.0	26:29.499	28	1	1:43.763	24.861	32.809	46.093	270.7	55:25.414
12	3	<del>1:35.612</del>	23.642	30.130	<del>41.840</del>	285.0	28:05.111	29	1	<del>1:41.557</del>	25.089	32.258	<del>44.210</del>	268.7	57:06.971
13	3	1:35.656	23.642	29.676	42.338	287.2	29:40.767	30	1	<del>1:45.562</del>	<b>24.630</b>	<del>34.813</del>	46.119	269.3	58:52.533
14	3	1:43.862 B	24.064	30.517	49.281	272.7	31:24.629	31	1	1:54.043 B	25.151	33.958	54.934	267.3	1:00:46.576
15	1	3:00.052	1:45.496	31.868	42.688	131.5	34:24.681	<b>34</b> Inter Europol Competition 1. Jakub SMIECHOWSKI 2. Fabio SCHERER 3. Albert COSTA Oreca 07 - Gibson LMP2							
16	1	1:37.380	24.549	30.460	42.371	246.6	36:02.061	1	2	3:22.801	2:01.817	35.164	45.820	127.4	3:22.801
17	1	1:36.512	24.453	30.197	41.862	263.4	37:38.573	2	2	1:46.141	26.250	33.824	46.067	243.2	5:08.942
18	1	1:36.815	24.130	30.839	41.846	262.8	39:15.388	3	2	1:45.101	26.321	32.772	46.008	267.3	6:54.043
19	1	1:43.430 B	24.019	30.663	48.748	273.4	40:58.818	4	2	1:44.473	25.770	33.272	45.431	247.1	8:38.516
20	2	3:04.043	1:51.003	30.635	42.405	143.0	44:02.861	5	2	1:49.315	25.778	33.975	49.562	247.7	10:27.831
21	2	1:35.312	23.731	29.886	41.695	282.7	45:38.173	6	2	1:46.896	25.872	34.187	46.837	251.7	12:14.727
22	2	1:35.444	23.704	29.615	42.125	285.7	47:13.617	7	2	1:45.470	25.767	33.370	46.333	249.4	14:00.197
23	2	<del>1:34.741</del>	23.680	<del>29.579</del>	<b>41.482</b>	285.0	48:48.358	8	2	1:56.148 B	25.834	34.444	55.870	254.1	15:56.345
24	2	1:40.337 B	23.475	<b>29.360</b>	47.502	286.5	50:28.695	9	2	5:12.027	3:53.213	35.062	43.752	123.7	21:08.372
25	2	2:56.774	1:36.084	34.799	45.891	125.6	53:25.469	10	2	1:59.270 B	30.337	35.818	53.115	266.7	23:07.642
26	2	1:38.475	24.877	31.333	42.265	268.7	55:03.944	11	3	13:46.588	...	36.493	46.335	102.6	36:54.230
27	2	<b>1:35.193</b>	23.840	29.779	41.574	286.5	56:39.137	12	3	1:42.129	27.670	32.290	42.169	203.4	38:36.359
28	2	1:36.018	<b>23.432</b>	30.152	42.434	288.0	58:15.155	13	3	1:35.991	23.825	30.196	41.970	276.2	40:12.350
29	2	<del>1:39.576</del>	23.597	<del>31.481</del>	44.498	288.8	59:54.731	14	3	1:41.978 B	23.954	30.710	47.314	281.2	41:54.328
30	2	1:57.714 B	24.951	35.736	57.027	242.7	1:01:52.445	15	1	2:46.238	1:31.660	31.506	43.072	121.9	44:40.566
<b>33</b> Corvette Racing 1. Ben KEATING 2. Nicolas VARRONE 3. Nicky CATSBURG Chevrolet Corvette C8.R LMGTE Am															
1	2	3:01.187	1:36.819	35.316	49.052	136.5	3:01.187	16	1	1:46.996	23.947	40.744	42.305	273.4	46:27.562
2	2	1:49.347	27.098	34.936	47.313	241.1	4:50.534	17	1	1:35.461	23.654	30.045	41.762	285.7	48:03.023
3	2	1:49.276	27.000	34.960	47.316	225.0	6:39.810	18	1	1:44.307 B	23.983	31.223	49.101	288.8	49:47.330
4	2	1:49.431	26.739	35.386	47.306	240.0	8:29.241	19	3	3:20.365	2:01.991	33.921	44.453	132.7	53:07.695
5	2	1:48.803	26.606	35.146	47.051	250.0	10:18.044	20	3	1:40.270	26.158	30.647	43.465	241.1	54:47.965
6	2	1:49.649	26.637	34.875	48.137	237.4	12:07.693	21	3	<b>1:34.795</b>	23.747	<b>29.483</b>	<b>41.565</b>	284.2	56:22.760
7	2	1:48.039	26.511	34.695	46.833	249.4	13:55.732	22	3	1:36.180	<b>23.284</b>	29.877	43.019	284.2	57:58.940
8	2	1:53.945 B	26.808	34.805	52.332	249.4	15:49.677	23	3	1:49.253 B	23.894	31.219	54.140	281.2	59:48.193
9	3	3:23.100 B	1:53.297	35.589	54.214	134.5	19:12.777	<b>35</b> Alpine Elf Team 1. André NEGRÃO 2. Memo ROJAS 3. Olli CALDWELL Oreca 07 - Gibson LMP2							
10	3	3:11.154	1:44.630	39.595	46.929	97.2	22:23.931	1	1	5:17.243	3:52.089	37.013	48.141	128.4	5:17.243
11	3	1:44.886	26.873	33.621	44.392	198.5	24:08.817	2	1	1:45.876	26.574	33.626	45.676	231.8	7:03.119
12	3	1:42.546	25.651	33.154	43.741	236.8	25:51.363	3	1	1:46.165	26.102	33.479	46.584	253.5	8:49.284
								4	1	1:53.085	26.142	37.916	49.027	266.0	10:42.369
								5	1	1:44.910	25.877	33.381	45.652	266.0	12:27.279

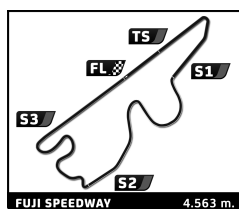




# FIA WEC 6 Hours of Fuji Free Practice 3

## Sector Analysis

Lap under Red Flag												Invalidated Lap												Personal Best												Session Best												B Crossing the pit lane																																																																																																																																																																																																																												
Lap	D	Time	Sector 1	Sector 2	Sector 3	T. Spd	Elapsed	Lap	D	Time	Sector 1	Sector 2	Sector 3	T. Spd	Elapsed	Lap	D	Time	Sector 1	Sector 2	Sector 3	T. Spd	Elapsed	Lap	D	Time	Sector 1	Sector 2	Sector 3	T. Spd	Elapsed	Lap	D	Time	Sector 1	Sector 2	Sector 3	T. Spd	Elapsed																																																																																																																																																																																																																																					
6	1	1:51.979	B	25.751	33.419	52.809	272.7	14:19.258	25	1	1:34.595	23.462	29.410	41.723	288.8	49:26.369	26	1	1:34.373	23.374	29.476	41.523	289.5	51:00.742	27	1	1:41.823	B	23.285	29.693	48.845	287.2	52:42.565	28	2	3:22.785	2:07.949	31.199	43.637	138.8	56:05.350	29	2	1:37.597	24.065	30.618	42.914	284.2	57:42.947	30	2	1:39.725	23.729	30.477	45.519	286.5	59:22.672	31	2	2:06.941	B	26.021	38.569	1:02.351	203.8	1:01:29.613																																																																																																																																																																																																										
<b>38</b> Hertz Team JOTA Porsche 963 HYPERCAR H																																																																																																																																																																																																																																																																												
1. Antonio Felix DA COSTA 3. Yifei YE																																																																																																																																																																																																																																																																												
2. William STEVENS																																																																																																																																																																																																																																																																												
1	1	2:03.731	46.244	33.039	44.448	149.0	2:03.731	2	1	1:38.804	24.335	31.230	43.239	272.7	3:42.535	3	1	1:45.052	B	24.487	30.927	49.638	258.4	5:27.587	4	1	2:44.681	1:21.864	37.820	44.997	107.7	8:12.268	5	1	1:38.846	25.109	32.087	41.650	241.6	9:51.114	6	1	1:37.275	25.494	30.858	40.923	273.4	11:28.389	7	1	1:35.445	23.965	30.378	41.102	254.7	13:03.834	8	1	1:44.118	B	23.844	31.335	48.939	250.0	14:47.952	9	2	3:48.199	2:27.076	36.662	44.461	130.8	18:36.151	10	2	1:36.970	24.829	30.659	41.482	226.9	20:13.121	11	2	1:34.594	23.619	30.379	40.596	250.6	21:47.715	12	2	1:35.035	23.280	31.347	40.408	261.5	23:22.750	13	2	1:33.516	23.209	29.739	40.568	275.5	24:56.266	14	2	1:32.735	22.755	29.848	40.132	294.3	26:29.001	15	2	1:32.113	22.663	29.244	40.206	305.9	28:01.114	16	2	1:38.632	B	22.506	28.775	47.351	305.9	29:39.746	17	3	2:47.270	1:36.173	30.258	40.839	138.3	32:27.016	18	3	1:33.543	23.097	29.610	40.836	262.8	34:00.559	19	3	1:32.910	22.676	29.814	40.420	305.9	35:33.469	20	3	1:32.514	22.523	29.288	40.703	305.9	37:05.983	21	3	1:32.846	22.638	30.085	40.123	310.3	38:38.829	22	3	1:31.310	22.208	28.958	40.144	313.0	40:10.139	23	3	1:30.791	22.286	28.392	40.113	312.1	41:40.930	24	3	1:38.748	B	22.231	28.896	47.621	312.1	43:19.678	25	1	3:18.300	1:50.767	42.194	45.339	117.0	46:37.978	26	1	1:38.540	24.090	33.263	41.187	244.9	48:16.518	27	1	1:32.923	22.797	30.003	40.123	297.5	49:49.441	28	1	1:30.676	22.328	28.693	39.655	310.3	51:20.117	29	1	1:30.501	22.282	28.679	39.540	311.2	52:50.618	30	1	1:34.479	22.271	29.789	42.419	311.2	54:25.097	31	1	1:32.639	22.218	28.513	41.908	312.1	55:57.736	32	1	1:33.389	22.205	28.406	42.778	311.2	57:31.125	33	1	1:42.139	B	22.200	28.907	51.032	312.1	59:13.264
<b>36</b> Alpine Elf Team Oreca 07 - Gibson																																																																																																																																																																																																																																																																												
1. Matthieu VAXIVIERE 3. Charles MILESI																																																																																																																																																																																																																																																																												
2. Julien CANAL LMP2																																																																																																																																																																																																																																																																												
1	2	4:03.266	2:32.398	41.027	49.841	106.2	4:03.266	2	2	1:45.778	26.974	33.599	45.205	216.4	5:49.044	3	2	1:45.282	26.057	33.371	45.854	248.8	7:34.326	4	2	1:45.183	26.186	33.315	45.682	228.8	9:19.509	5	2	1:48.777	25.967	34.000	48.810	252.3	11:08.286	6	2	1:46.576	25.970	33.845	46.761	259.6	12:54.862	7	2	1:46.975	26.152	34.130	46.693	256.5	14:41.837	8	2	1:56.329	B	26.960	34.152	55.217	241.1	16:38.166	9	3	2:50.718	1:31.663	35.220	43.835	120.3	19:28.884	10	3	1:39.498	25.769	31.370	42.359	234.8	21:08.382	11	3	1:37.939	24.785	30.887	42.267	246.0	22:46.321	12	3	1:36.249	24.265	30.308	41.676	283.5	24:22.570	13	3	1:35.763	23.973	30.311	41.479	286.5	25:58.333	14	3	1:35.375	23.760	30.100	41.515	286.5	27:33.708	15	3	1:37.552	23.985	30.831	42.736	285.0	29:11.260	16	3	1:35.166	23.680	29.907	41.579	288.8	30:46.426	17	3	1:40.204	B	23.568	29.687	46.949	285.7	32:26.630	18	1	3:26.993	2:13.767	30.926	42.300	136.0	35:53.623	19	1	1:42.551	B	24.585	30.188	47.778	252.3	37:36.174	20	1	3:25.984	2:07.751	34.041	44.192	115.8	41:02.158	21	1	1:47.937	24.446	30.529	52.962	268.0	42:50.095	22	1	1:42.883	26.581	32.970	43.332	240.5	44:32.978	23	1	1:36.465	23.487	29.755	43.223	287.2	46:09.443	24	1	1:42.331	25.473	31.591	45.267	288.0	47:51.774																																																																										
<b>41</b> Team WRT Oreca 07 - Gibson																																																																																																																																																																																																																																																																												
1. Rui ANDRADE 3. Louis DELÉTRAZ																																																																																																																																																																																																																																																																												
2. Robert KUBICA LMP2																																																																																																																																																																																																																																																																												
1	3	8:14.410	6:54.013	35.119	45.278	131.2	8:14.410	2	3	1:42.831	25.791	32.391	44.649	237.4	9:57.241	3	3	1:50.137	B	25.228	32.117	52.792	263.4	11:47.378	4	3	7:54.450	6:35.179	35.873	43.398	118.8	19:41.828	5	3	1:38.179	25.215	31.034	41.930	245.5	21:20.007	6	3	1:37.739	24.818	30.760	42.161	282.0	22:57.746	7	3	1:46.051	B	24.376	31.233	50.442	245.5	24:43.797																																																																																																																																																																																																																			



# FIA WEC

## 6 Hours of Fuji

### Free Practice 3

## Sector Analysis

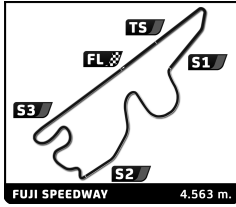
Lap under Red Flag    Invalidated Lap    Personal Best    Session Best    Crossing the pit lane

Lap	D	Time	Sector 1	Sector 2	Sector 3	T. Spd	Elapsed	Lap	D	Time	Sector 1	Sector 2	Sector 3	T. Spd	Elapsed
8	1	3:40.480	2:23.200	33.991	43.289	135.8	28:24.277	5	1	1:41.435	24.362	31.863	45.210	269.3	8:52.222
9	1	1:38.349	24.810	30.821	42.718	254.7	30:02.626	6	1	1:47.690 <b>B</b>	24.445	31.854	51.391	270.0	10:39.912
10	1	1:37.816	24.500	30.853	42.463	254.1	31:40.442	7	1	2:58.386	1:39.639	35.339	43.408	111.1	13:38.298
11	1	1:37.257	24.140	30.476	42.641	274.1	33:17.699	8	1	1:38.382	24.935	32.275	41.172	224.5	15:16.680
12	1	1:38.895	24.087	31.514	43.294	275.5	34:56.594	9	1	1:35.275	23.762	30.899	40.614	260.2	16:51.955
13	1	1:44.213 <b>B</b>	24.136	31.004	49.073	274.1	36:40.807	10	1	1:35.614	24.201	30.804	40.609	255.9	18:27.569
14	2	3:00.639	1:43.686	33.269	43.684	142.1	39:41.446	11	1	1:35.453	23.137	30.455	41.861	276.2	20:03.022
15	2	1:36.186	24.197	30.143	41.846	270.0	41:17.632	12	1	1:33.062	23.294	29.255	40.513	279.8	21:36.084
16	2	1:36.842	24.151	30.738	41.953	288.0	42:54.474	13	1	1:44.381 <b>B</b>	23.251	29.939	51.191	279.8	23:20.465
17	2	1:34.932	23.641	29.637	41.654	288.0	44:29.406	14	3	2:58.468	1:46.998	30.253	41.217	136.9	26:18.933
18	2	1:35.283	23.675	30.027	41.581	288.8	46:04.689	15	3	1:32.606	22.922	29.058	40.626	264.1	27:51.539
19	2	1:40.785 <b>B</b>	23.492	29.274	48.019	288.0	47:45.474	16	3	1:32.772	22.615	29.757	40.400	289.5	29:24.311
20	3	4:11.636	2:53.793	33.815	44.028	132.7	51:57.110	17	3	1:31.770	22.412	28.925	40.433	300.8	30:56.081
21	3	1:38.868	24.975	31.649	42.244	269.3	53:35.978	18	3	1:32.026	22.506	28.976	40.544	305.1	32:28.107
22	3	<del>1:34.689</del>	23.561	<del>29.699</del>	41.429	286.5	55:10.667	19	3	1:45.464 <b>B</b>	23.285			282.0	34:13.571
23	3	<del>1:35.661</del>	23.617	<del>29.596</del>	42.448	290.3	56:46.328	20	2	2:53.825	1:41.451	31.122	41.252	133.8	37:07.396
24	3	1:36.071	23.477	30.266	42.328	290.3	58:22.399	21	2	1:34.304	22.954	29.116	42.234	257.8	38:41.700
25	3	1:49.497 <b>B</b>	23.734	31.936	53.827	289.5	1:00:11.896	22	2	1:31.210	22.312	28.779	40.119	305.9	40:12.910

50		Ferrari AF Corse	3.Nicklas NIELSEN			Ferrari 499P HYPERCAR H	
		1.Antonio FUOCO					
		2.Miguel MOLINA					
1	3	1:57.364	37.636	34.868	44.860	133.3	1:57.364
2	3	1:42.163	25.145	32.264	44.754	235.8	3:39.527
3	3	1:38.371	24.067	30.932	43.372	264.7	5:17.898
4	3	1:38.570	24.102	30.937	43.531	264.1	6:56.468
5	3	2:04.185 <b>B</b>	29.434	38.723	56.028	216.4	9:00.653
6	1	3:20.353	1:57.863	36.170	46.320	154.5	12:21.006
7	1	1:42.580	25.004	33.771	43.805	284.2	14:03.586
8	1	1:47.267 <b>B</b>	24.293	31.723	51.251	262.8	15:50.853
9	1	2:48.872	1:17.598	42.603	48.671	97.6	18:39.725
10	1	1:42.165	26.189	33.402	42.574	220.9	20:21.890
11	1	1:36.877	23.920	31.441	41.516	246.6	21:58.767
12	1	1:34.295	23.339	29.969	40.987	264.1	23:33.062
13	1	1:33.245	22.901	29.668	40.676	268.7	25:06.307
14	1	1:33.423	22.823	29.810	40.790	281.2	26:39.730
15	1	1:32.156	22.644	29.150	40.362	304.2	28:11.886
16	1	1:31.711	22.396	28.876	40.439	300.0	29:43.597
17	1	1:33.623	22.826	29.554	41.243	264.7	31:17.220
18	1	1:34.107	22.776	29.177	42.154	285.7	32:51.327
19	1	1:32.601	22.535	28.685	41.381	295.9	34:23.928
20	1	<del>1:32.315</del>	22.274	<del>29.109</del>	40.932	298.3	35:56.243
21	1	<del>1:32.444</del>	22.456	29.271	<del>40.717</del>	310.3	37:28.687
22	1	1:33.134	22.745	28.828	41.561	298.3	39:01.821
23	1	1:36.338	22.871	29.038	44.429	308.6	40:38.159
24	1	1:38.249 <b>B</b>	22.528	29.123	46.598	310.3	42:16.408
25	3	7:51.272 <b>B</b>	6:19.536	39.121	52.615	89.2	50:07.680

51		Ferrari AF Corse	3.Antonio GIOVINAZZI			Ferrari 499P HYPERCAR H	
		1.Alessandro PIER GUIDI					
		2.James CALADO					
1	1	2:09.147	45.799	35.280	48.068	125.7	2:09.147
2	1	1:39.983	24.390	31.719	43.874	266.7	3:49.130
3	1	1:40.410	24.327	31.804	44.279	269.3	5:29.540
4	1	1:41.247	25.179	31.556	44.512	263.4	7:10.787

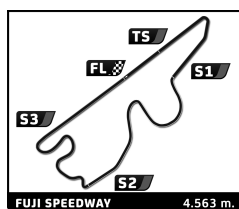
54		AF Corse	3.Davide RIGON			Ferrari 488 GTE Evo LMGT Am	
		1.Thomas FLOHR					
		2.Francesco CASTELLACCI					
1	2	8:34.788	7:03.846	40.887	50.055	88.1	8:34.788
2	2	1:51.434	28.134	36.951	46.349	201.9	10:26.222
3	2	1:49.296	26.912	34.770	47.614	228.3	12:15.518
4	2	1:46.193	27.568	34.241	44.384	231.3	14:01.711
5	2	1:55.919	26.559	33.645	55.715	241.1	15:57.630
6	2	1:44.506	26.987	33.585	43.934	208.1	17:42.136
7	2	1:43.243	26.089	33.294	43.860	245.5	19:25.379
8	2	<del>1:42.281</del>	25.425	33.239	<del>43.617</del>	255.3	21:07.660
9	2	4:47.129 <b>B</b>	58.360	1:28.439	2:20.330	263.4	25:54.789
10	3	9:26.004	8:05.450	35.594	44.960	112.7	35:20.793
11	3	1:41.816	25.847	32.321	43.648	227.8	37:02.609
12	3	1:41.329	25.196	32.435	43.698	264.7	38:43.938
13	3	<del>1:40.205</del>	24.901	31.706	<del>43.598</del>	265.4	40:24.143
14	3	1:39.388	24.851	31.634	42.903	263.4	42:03.531
15	3	1:39.074	24.845	31.237	42.992	264.1	43:42.605
16	3	1:44.524 <b>B</b>	24.755	31.297	48.472	264.7	45:27.129
17	1	3:26.661	1:58.834	38.576	49.251	103.6	48:53.790
18	1	1:48.094	27.909	34.572	45.613	207.7	50:41.884
19	1	1:44.729	25.891	34.001	44.837	251.7	52:26.613
20	1	1:41.641	25.380	32.291	43.970	264.1	54:08.254



FIA WEC  
6 Hours of Fuji  
Free Practice 3  
Sector Analysis

Lap under Red Flag													Invalidated Lap	Personal Best	Session Best	B Crossing the pit lane	
Lap	D	Time	Sector 1	Sector 2	Sector 3	T. Spd	Elapsed	Lap	D	Time	Sector 1	Sector 2	Sector 3	T. Spd	Elapsed		
21	1	1:40.847	24.927	32.188	43.732	266.7	55:49.101	21	1	3:21.020	2:00.424	36.185	44.411	114.8	43:00.962		
22	1	1:46.948	29.522	33.281	44.145	266.0	57:36.049	22	1	1:43.020	25.799	32.989	44.232	262.1	44:43.982		
23	1	1:45.653	25.105	34.962	45.586	265.4	59:21.702	23	1	1:50.877	B	25.526	33.552	51.799	261.5	46:34.859	
24	1	2:03.417	B	26.033	38.909	58.475	233.3	1:01:25.119	24	1	2:55.819	1:26.163	38.484	51.172	109.9	49:30.678	
<b>56</b> Project 1 - AO 1. PJ HYETT 2. Gunnar JEANNETTE 3. Matteo CAIROLI Porsche 911 RSR - 19 LMGTE Am								<b>60</b> Iron Lynx 1. Claudio SCHIAVONI 2. Matteo CRESSONI 3. Alessio PICARIELLO Porsche 911 RSR - 19 LMGTE Am									
1	1	2:25.365	54.216	39.045	52.104	119.5	2:25.365	1	3	2:24.035	57.671	35.468	50.896	116.5	2:24.035		
2	1	1:50.585	27.904	35.366	47.315	208.9	4:15.950	2	3	1:47.761	27.622	34.146	45.993	243.2	4:11.796		
3	1	2:00.343	B	27.606	35.467	57.270	225.9	6:16.293	3	3	1:47.249	26.713	34.053	46.483	233.8	5:59.045	
4	1	6:31.997	4:53.863	49.044	49.090	113.4	12:48.290	4	3	1:48.054	26.846	34.428	46.780	233.3	7:47.099		
5	1	2:18.517	B	29.653	51.715	57.149	173.4	15:06.807	5	3	1:59.734	B	26.854	34.949	57.931	238.9	9:46.833
6	1	8:03.521	6:37.879	38.422	47.220	128.4	23:10.328	6	3	5:11.577	3:51.462	35.505	44.610	124.6	14:58.410		
7	1	1:50.686	28.316	35.946	46.424	199.6	25:01.014	7	3	1:42.815	26.241	32.624	43.950	244.9	16:41.225		
8	1	1:57.356	B	27.606	36.856	52.894	206.1	26:58.370	8	3	1:42.019	25.721	32.242	44.056	263.4	18:23.244	
9	1	2:40.054	1:19.505	35.366	45.183	137.2	29:38.424	9	3	1:41.072	25.405	31.844	43.823	266.7	20:04.316		
10	1	1:45.640	26.850	34.245	44.545	200.0	31:24.064	10	3	1:41.081	25.589	31.833	43.659	270.0	21:45.397		
11	1	1:49.640	26.542	36.352	46.746	210.1	33:13.704	11	3	1:46.292	B	25.355	32.047	48.896	254.1	23:31.689	
12	1	1:46.998	26.600	34.473	45.925	217.3	35:00.702	12	3	4:35.928	3:19.589	33.013	43.326	135.2	28:07.617		
13	1	1:47.537	26.655	35.796	45.086	227.4	36:48.239	13	3	1:39.710	24.998	31.533	43.179	266.0	29:47.327		
14	1	1:54.438	B	26.223	34.331	53.884	224.5	38:42.677	14	3	1:40.047	25.165	31.529	43.353	255.3	31:27.374	
15	1	7:30.182	6:09.928	35.535	44.719	138.5	46:12.859	15	3	1:48.809	B	25.353	32.552	50.904	253.5	33:16.183	
16	1	1:45.950	26.504	33.820	45.626	222.2	47:58.809	16	1	5:52.251	4:26.978	36.941	48.332	127.4	39:08.434		
17	1	1:45.114	26.504	33.977	44.633	214.7	49:43.923	17	1	1:46.659	26.398	34.782	45.479	245.5	40:55.093		
18	1	1:43.777	25.841	33.412	44.524	242.2	51:27.700	18	1	1:43.948	25.842	33.174	44.932	259.0	42:39.041		
19	1	1:42.004	25.683	33.190	44.131	259.6	53:10.704	19	1	1:58.109	B	25.765	33.321	59.023	264.7	44:37.150	
20	1	1:42.429	25.507	32.948	43.974	257.8	54:53.133	20	1	3:23.491	1:57.241	37.077	49.173	115.0	48:00.641		
21	1	1:42.408	25.597	32.870	43.941	263.4	56:35.541	21	1	1:46.322	27.274	33.887	45.161	217.3	49:46.963		
22	1	1:42.564	25.270	32.666	44.628	264.7	58:18.105	22	1	1:41.932	25.369	32.361	44.202	264.1	51:28.895		
23	1	1:44.465	25.244	32.652	46.569	264.1	1:00:02.570	23	1	1:43.540	25.356	32.913	45.271	266.7	53:12.435		
<b>57</b> Kessel Racing 1. Takeshi KIMURA 2. Scott HUFFAKER 3. Ritomo MIYATA Ferrari 488 GTE Evo LMGTE Am								<b>63</b> Prema Racing 1. Doriane PIN 2. Andrea CALDARELLI 3. Daniil KVYAT Oreca 07 - Gibson LMP2									
3	3	3:08.931	1:41.227	38.110	49.594	130.4	3:08.931	1	1	2:03.638	40.487	35.844	47.307	122.2	2:03.638		
2	3	1:51.224	27.519	35.397	48.308	246.0	5:00.155	2	1	1:48.323	27.214	34.894	46.215	209.7	3:51.961		
3	3	1:51.272	27.467	35.721	48.084	226.9	6:51.427	3	1	1:45.361	26.367	33.329	45.665	225.0	5:37.322		
4	3	1:51.433	27.208	36.307	47.918	236.8	8:42.860	4	1	1:46.931	26.725	34.685	45.521	246.6	7:24.253		
5	3	1:50.431	27.060	35.445	47.926	234.3	10:33.291	5	1	1:44.970	26.332	33.383	45.255	220.9	9:09.223		
6	3	1:56.665	B	26.874	35.707	54.084	250.0	12:29.956	6	1	1:44.047	25.858	33.162	45.027	227.4	10:53.270	
7	2	3:26.521	1:53.262	43.995	49.264	95.1	15:56.477	7	1	1:47.054	25.880	33.464	47.710	240.0	12:40.324		
8	2	1:50.116	29.697	35.162	45.257	176.8	17:46.593	8	1	1:44.019	25.878	33.075	45.066	240.0	14:24.343		
9	2	1:44.837	26.926	33.472	44.439	212.6	19:31.430	9	1	1:48.048	25.709	32.907	49.432	247.1	16:12.391		
10	2	1:42.579	26.111	32.755	43.713	229.3	21:14.009	10	1	1:43.205	25.121	33.337	44.747	250.6	17:55.596		
11	2	1:42.701	25.705	33.234	43.762	251.7	22:56.710										
12	2	1:41.830	25.691	32.450	43.689	257.8	24:38.540										
13	2	1:41.906	25.244	32.518	44.144	259.6	26:20.446										
14	2	1:47.637	B	25.145	32.288	50.204	260.2	28:08.083									
15	3	3:06.828	1:50.394	32.725	43.709	129.2	31:14.911										
16	3	1:40.912	25.364	32.003	43.545	257.8	32:55.823										
17	3	1:40.020	24.857	31.814	43.349	262.8	34:35.843										
18	3	1:39.846	24.909	31.649	43.288	265.4	36:15.689										
19	3	1:39.705	24.947	31.604	43.154	265.4	37:55.394										
20	3	1:44.548	B	24.752	31.495	48.301	262.1	39:39.942									



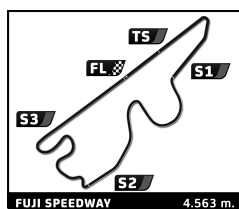


# FIA WEC 6 Hours of Fuji Free Practice 3

## Sector Analysis

Lap under Red Flag												Invalidated Lap		Personal Best		Session Best		B Crossing the pit lane	
Lap	D	Time	Sector 1	Sector 2	Sector 3	T. Spd	Elapsed	Lap	D	Time	Sector 1	Sector 2	Sector 3	T. Spd	Elapsed				
11	1	1:49.688 B	25.221	32.838	51.629	257.1	19:45.284	1	3	2:02.504	38.376	36.418	47.710	125.6	2:02.504				
12	3	3:34.410 B	2:03.787	34.488	56.135	132.2	23:19.694	2	3	1:51.427	27.844	36.869	46.714	202.6	3:53.931				
13	3	3:14.830	1:55.431	35.310	44.089	118.0	26:34.524	3	3	1:51.728	30.231	34.855	46.642	244.9	5:45.659				
14	3	1:40.209	25.090	31.945	43.174	238.9	28:14.733	4	3	1:47.911	26.765	34.556	46.590	242.2	7:33.570				
15	3	1:36.684	24.098	30.536	42.050	285.7	29:51.417	5	3	2:12.021 B	34.808	38.705	58.508	247.1	9:45.591				
16	3	1:36.711	24.138	30.263	42.310	253.5	31:28.128	6	2	3:48.459	2:25.792	35.624	47.043	137.4	13:34.050				
17	3	1:40.303	24.405	32.049	43.849	248.3	33:08.431	7	2	1:50.613	27.752	35.761	47.100	226.9	15:24.663				
18	3	1:36.254	24.037	30.040	42.177	285.7	34:44.685	8	2	1:49.480	27.102	35.477	46.901	214.3	17:14.143				
19	3	1:35.897	23.905	29.957	42.035	286.5	36:20.582	9	2	1:54.993 B	27.748	34.708	52.537	201.1	19:09.136				
20	3	1:43.535 B	23.921	31.209	48.405	288.0	38:04.117	10	2	3:21.254	1:52.690	40.008	48.556	104.9	22:30.390				
21	3	3:52.174	2:38.153	31.567	42.454	136.5	41:56.291	11	2	1:48.277	27.541	35.199	45.537	192.9	24:18.667				
22	3	1:35.486	23.793	30.016	41.677	284.2	43:31.777	12	2	1:45.863	27.009	34.143	44.711	203.0	26:04.530				
23	3	1:35.448	23.729	29.827	41.892	285.0	45:07.225	13	2	1:42.957	26.037	33.002	43.918	223.1	27:47.487				
24	3	1:43.901 B	23.644	29.829	50.428	284.2	46:51.126	14	2	1:42.393	25.526	33.081	43.786	247.7	29:29.880				
25	2	3:34.489	2:14.902	35.545	44.042	121.2	50:25.615	15	2	1:42.727	25.837	32.962	43.928	210.5	31:12.607				
26	2	1:43.185	26.319	31.514	45.352	231.3	52:08.800	16	2	1:42.810	26.087	32.393	44.330	208.5	32:55.417				
27	2	1:45.353	24.744	31.349	49.260	282.0	53:54.153	17	2	1:42.439	26.035	32.440	43.964	216.4	34:37.856				
28	2	1:39.222	23.752	32.324	43.146	285.0	55:33.375	18	2	1:40.967	25.207	32.165	43.595	254.1	36:18.823				
29	2	<del>1:36.302</del>	23.650	30.183	<del>42.469</del>	285.0	57:09.677	19	2	<del>1:41.104</del>	25.100	32.297	<del>43.707</del>	265.4	37:59.927				
30	2	1:38.520	23.897	32.213	42.410	284.2	58:48.197	20	2	1:47.973 B	24.947	33.323	49.703	264.7	39:47.900				
31	2	1:47.788 B	23.905	31.182	52.701	282.7	1:00:35.985	21	1	3:11.272	1:51.934	33.862	45.476	131.9	42:59.172				
<b>77</b> Dempsey - Proton Racing Porsche 911 RSR - 19 1. Christian RIED 3. Julien ANDLAUER LMGTE Am 2. Mikkel PEDERSEN																			
1	2	11:16.721	9:55.247	34.417	47.057	135.5	11:16.721	22	1	1:43.919	25.515	33.231	45.173	263.4	44:43.091				
2	2	1:47.965	26.594	34.337	47.034	239.5	13:04.686	23	1	1:44.590	25.574	33.637	45.379	264.1	46:27.681				
3	2	1:48.276	26.472	34.749	47.055	242.7	14:52.962	24	1	1:43.074	25.453	32.706	44.915	266.7	48:10.755				
4	2	1:59.198 B	30.289	34.185	54.724	260.9	16:52.160	25	1	1:44.338	25.664	33.523	45.151	263.4	49:55.093				
5	2	5:56.379	4:35.950	35.277	45.152	115.5	22:48.539	26	1	1:41.937	25.266	32.292	44.379	265.4	51:37.030				
6	2	1:42.407	26.062	32.399	43.946	225.9	24:30.946	27	1	1:41.720	25.091	32.232	44.397	267.3	53:18.750				
7	2	1:41.012	25.183	32.133	43.696	262.1	26:11.958	28	1	1:41.369	25.014	31.962	44.393	266.0	55:00.119				
8	2	1:41.047	25.008	32.095	43.944	264.1	27:53.005	29	1	1:43.018	25.112	33.102	44.804	266.7	56:43.137				
9	2	1:42.598	25.320	32.767	44.511	264.7	29:35.603	30	1	1:43.075	25.449	32.964	44.662	251.7	58:26.212				
10	2	1:46.941 B	25.267	31.622	50.052	262.1	31:22.544	31	1	1:45.248	25.544	33.448	46.256	260.2	1:00:11.460				
11	2	3:41.807	2:25.114	32.584	44.109	135.5	35:04.351	<b>85</b> Iron Dames Porsche 911 RSR - 19 1. Sarah BOVY 3. Rahel FREY LMGTE Am 2. Michelle GATTING											
12	2	1:42.504	25.858	32.343	44.303	252.3	36:46.855	1	2	2:31.849	1:08.271	36.444	47.134	137.6	2:31.849				
13	2	1:42.396	25.117	31.841	45.438	265.4	38:29.251	2	2	1:48.118	26.890	34.538	46.690	233.8	4:19.967				
14	2	1:40.823	25.067	32.021	43.735	266.0	40:10.074	3	2	1:47.583	26.569	34.356	46.658	248.3	6:07.550				
15	2	<del>1:41.760</del>	25.030	32.884	<del>43.846</del>	266.0	41:51.834	4	2	1:47.349	26.458	34.107	46.784	258.4	7:54.899				
16	2	1:39.940	24.909	31.416	43.615	266.0	43:31.774	5	2	1:54.952 B	26.635	34.421	53.896	261.5	9:49.851				
17	2	1:39.715	24.839	31.286	43.590	266.7	45:11.489	6	2	8:15.753	6:46.737	40.016	49.000	113.4	18:05.604				
18	2	1:39.710	24.781	31.432	43.497	268.7	46:51.199	7	2	1:45.390	27.005	34.618	43.767	229.3	19:50.994				
19	2	1:40.277	24.963	32.083	43.231	268.0	48:31.476	8	2	1:40.779	25.106	32.067	43.606	266.0	21:31.773				
20	2	1:39.470	24.843	31.229	43.398	266.7	50:10.946	9	2	<del>1:41.464</del>	25.035	31.868	<del>44.561</del>	267.3	23:13.237				
21	2	1:40.732	24.901	32.040	43.791	266.7	51:51.678	10	2	1:49.052 B	25.706	33.373	49.973	264.1	25:02.289				
22	2	<del>1:39.684</del>	24.839	<del>31.439</del>	43.406	266.7	53:31.362	11	3	3:38.370	2:17.224	34.351	46.795	131.4	28:40.659				
23	2	1:39.624	24.830	31.364	43.430	266.7	55:10.986	12	3	1:40.964	25.109	32.054	43.801	260.9	30:21.623				
24	2	1:39.863	24.913	31.315	43.635	268.0	56:50.849	13	3	1:40.617	25.059	31.762	43.796	266.7	32:02.240				
25	2	1:40.944	24.907	32.101	43.936	266.0	58:31.793	14	3	1:49.404 B	25.310	32.254	51.840	262.8	33:51.644				
26	2	1:50.812 B	25.052	32.738	53.022	268.0	1:00:22.605	15	3	5:19.042	4:01.693	32.616	44.733	136.7	39:10.686				
<b>83</b> Richard Mille AF Corse Ferrari 488 GTE Evo 1. Luis PEREZ COMPANC 3. Alessio ROVERA LMGTE Am 2. Lilou WADOUX																			
17	3	<del>1:40.346</del>	24.977	31.644	<del>43.725</del>	265.4	42:33.174	16	3	1:42.142	25.235	32.777	44.130	266.7	40:52.828				
18	3	<del>1:39.946</del>	24.839	31.546	<del>43.561</del>	266.7	44:13.120	17	3	<del>1:40.346</del>	24.977	31.644	<del>43.725</del>	265.4	42:33.174				
19	3	1:49.233 B	25.675	33.701	49.857	266.7	46:02.353	18	3	<del>1:39.946</del>	24.839	31.546	<del>43.561</del>	266.7	44:13.120				





# FIA WEC 6 Hours of Fuji Free Practice 3

## Sector Analysis

Lap under Red Flag   Invalidated Lap   Personal Best   Session Best   Crossing the pit lane

Lap	D	Time	Sector 1	Sector 2	Sector 3	T. Spd	Elapsed	Lap	D	Time	Sector 1	Sector 2	Sector 3	T. Spd	Elapsed
20	1	3:32.570 <b>B</b>	2:07.467	32.931	52.172	135.8	49:34.923	14	3	1:33.200	23.373	29.294	40.533	252.3	24:46.940
21	1	2:37.517	1:18.104	34.174	45.239	132.8	52:12.440	15	3	1:38.552 <b>B</b>	22.515	29.291	46.746	291.9	26:25.492
22	1	1:43.219	27.043	32.341	43.835	254.1	53:55.659	16	1	4:13.910	3:03.288	29.812	40.810	137.2	30:39.402
23	1	<del>1:40.025</del>	25.022	<del>31.612</del>	43.391	264.7	55:35.684	17	1	<del>1:35.845</del>	22.680	28.978	<del>44.187</del>	279.1	32:15.247
24	1	1:40.076	24.648	32.132	43.296	268.0	57:15.760	18	1	1:32.450	22.572	29.183	40.695	295.1	33:47.697
25	1	<del>1:40.613</del>	24.594	<del>32.367</del>	43.652	267.3	58:56.373	19	1	1:31.931	22.300	28.792	40.839	306.8	35:19.628
26	1	1:49.399 <b>B</b>	24.894	32.170	52.335	268.0	1:00:45.772	20	1	1:32.854	22.441	29.171	41.242	290.3	36:52.482

**86** GR Racing Porsche 911 RSR - 19  
 1. Michael WAINWRIGHT 3. Benjamin BARKER LMGTE Am  
 2. Riccardo PERA

1	2	2:20.840	56.761	35.440	48.639	137.4	2:20.840
2	2	1:48.928	26.802	34.728	47.398	244.3	4:09.768
3	2	1:48.818	26.617	34.622	47.579	246.0	5:58.586
4	2	1:49.899	27.528	34.866	47.505	257.8	7:48.485
5	2	1:59.268 <b>B</b>	26.937	34.869	57.462	234.8	9:47.753
6	2	4:16.724	2:55.796	34.450	46.478	137.2	14:04.477
7	2	1:47.807	26.446	34.392	46.969	244.9	15:52.284
8	2	1:48.344	26.554	35.137	46.653	246.6	17:40.628
9	2	1:54.211 <b>B</b>	26.813	34.731	52.667	253.5	19:34.839
10	3	6:05.420	4:41.980	37.073	46.367	109.6	25:40.259
11	3	1:44.044	26.192	32.888	44.964	230.3	27:24.303
12	3	1:40.984	25.262	32.095	43.627	263.4	29:05.287
13	3	1:41.092	24.985	32.162	43.945	262.8	30:46.379
14	3	1:40.125	25.033	31.555	43.537	257.8	32:26.504
15	3	1:40.476	25.350	31.673	43.453	261.5	34:06.980
16	3	1:46.510 <b>B</b>	25.207	31.606	49.697	264.7	35:53.490
17	1	4:51.745	3:30.831	34.814	46.100	120.7	40:45.235
18	1	1:43.728	25.891	33.007	44.830	243.8	42:28.963
19	1	1:43.198	25.458	32.786	44.954	257.1	44:12.161
20	1	1:46.852	26.270	35.235	45.347	260.2	45:59.013
21	1	1:44.337	25.639	32.821	45.877	255.3	47:43.350
22	1	1:50.534 <b>B</b>	25.363	32.656	52.515	263.4	49:33.884
23	1	3:01.909	1:41.038	35.374	45.497	130.1	52:35.793
24	1	1:42.112	25.986	32.356	43.770	251.7	54:17.905
25	1	1:56.566	25.123	31.816	59.627	262.8	56:14.471
26	1	1:41.741	25.181	32.225	44.335	262.8	57:56.212
27	1	<del>2:08.726</del> <b>B</b>	24.911	<del>32.231</del>	1:11.584	264.7	1:00:04.938

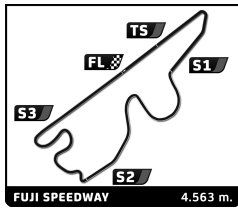
**93** Peugeot TotalEnergies Peugeot 9X8 HYPERCAR H  
 1. Paul DI RESTA 3. Jean-Éric VERGNE  
 2. Mikkel JENSEN

1	3	1:53.067	31.488	36.171	45.408	117.3	1:53.067
2	3	1:41.097	25.357	32.315	43.425	237.4	3:34.164
3	3	1:39.308	24.487	31.576	43.245	260.9	5:13.472
4	3	1:39.266	24.222	31.216	43.828	259.6	6:52.738
5	3	1:39.409	24.489	31.452	43.468	262.8	8:32.147
6	3	1:38.497	24.125	31.335	43.037	268.0	10:10.644
7	3	1:47.488 <b>B</b>	23.980	31.309	52.199	264.1	11:58.132
8	3	3:16.485	1:52.010	37.788	46.687	110.1	15:14.617
9	3	1:39.561	25.071	32.733	41.757	223.1	16:54.178
10	3	1:36.622	24.131	30.893	41.598	240.5	18:30.800
11	3	1:34.975	23.647	30.166	41.162	260.2	20:05.775
12	3	1:34.051	23.334	29.902	40.815	264.1	21:39.826
13	3	1:33.914	23.197	29.986	40.731	274.1	23:13.740

**94** Peugeot TotalEnergies Peugeot 9X8 HYPERCAR H  
 1. Loïc DUVAL 3. Stoffel VANDORNE  
 2. Gustavo MENEZES

1	3	4:54.162	3:37.485	31.629	45.048	130.0	4:54.162
2	3	1:37.953	24.198	30.935	42.820	258.4	6:32.115
3	3	1:37.908	24.050	31.070	42.788	280.5	8:10.023
4	3	1:37.867	24.130	30.694	43.043	274.1	9:47.890
5	3	1:38.505	24.153	30.803	43.549	264.7	11:26.395
6	3	1:38.947	24.088	31.094	43.765	266.0	13:05.342
7	3	1:38.519	24.031	31.254	43.234	268.0	14:43.861
8	3	1:37.909	24.398	30.640	42.871	266.0	16:21.770
9	3	1:39.491	24.587	31.697	43.207	246.6	18:01.261
10	3	1:44.542 <b>B</b>	23.997	30.681	49.864	268.0	19:45.803
11	3	3:59.531	2:40.127	35.817	43.587	101.5	23:45.334
12	3	1:37.063	24.687	30.919	41.457	237.4	25:22.397
13	3	1:35.097	23.346	30.195	41.556	255.9	26:57.494
14	3	1:35.066	23.109	30.625	41.332	285.0	28:32.560
15	3	1:35.082	23.139	30.012	41.931	278.4	30:07.642
16	3	1:41.588 <b>B</b>	23.144	30.139	48.305	266.0	31:49.230
17	1	3:13.595	1:45.821	38.430	49.344	106.1	35:02.825
18	1	1:40.654	25.434	32.732	42.488	223.6	36:43.479
19	1	1:32.897	23.289	29.190	40.418	259.0	38:16.376
20	1	1:31.617	22.521	28.938	40.158	288.8	39:47.993
21	1	1:30.895	22.284	28.657	39.954	295.1	41:18.888
22	1	1:32.053	22.631	29.300	40.122	295.1	42:50.941
23	1	1:39.385 <b>B</b>	22.185	28.345	48.855	301.7	44:30.326
24	1	2:53.577 <b>B</b>	1:28.446	35.087	50.044	117.9	47:23.903
25	1	3:20.612	2:02.568	34.204	43.840	112.9	50:44.515
26	1	1:33.311	23.661	29.422	40.228	238.4	52:17.826
27	1	1:33.590	22.398	28.328	42.864	305.9	53:51.416
28	1	1:30.476	22.081	28.308	40.087	311.2	55:21.892
29	1	1:31.006	22.054	28.495	40.457	306.8	56:52.898
30	1	1:32.677	22.394	29.517	40.766	271.4	58:25.575
31	1	1:43.938 <b>B</b>	22.394	29.497	52.047	298.3	1:00:09.513





# FIA WEC 6 Hours of Fuji Free Practice 3 Sector Analysis

4.563 m.

Lap under Red Flag   Invalidated Lap   Personal Best   Session Best   Crossing the pit lane

Lap	D	Time	Sector 1	Sector 2	Sector 3	T. Spd	Elapsed	Lap	D	Time	Sector 1	Sector 2	Sector 3	T. Spd	Elapsed
<b>98</b>	NorthWest AMR 1. Ian JAMES 2. Daniel MANCINELLI							Aston Martin Vantage AMR LMGTE Am							
3	1	7:56.775	6:31.399	37.590	47.786	107.6	7:56.775	21	2	1:33.413	22.593	29.371	41.449	273.4	38:31.325
2	3	1:49.888	27.278	34.457	48.153	239.5	9:46.663	22	2	1:38.744 B	22.294	29.438	47.012	292.7	40:10.069
3	3	1:48.256	27.038	34.745	46.473	241.1	11:34.919	23	3	3:12.052	2:01.795	29.729	40.528	148.8	43:22.121
4	3	1:56.070 B	26.836	34.704	54.530	244.9	13:30.989	24	3	1:38.343 B	22.571	29.196	46.576	295.9	45:00.464
5	3	3:15.114	1:44.805	39.965	50.344	109.1	16:46.103	25	3	2:32.281	1:13.203	35.240	43.838	111.7	47:32.745
6	3	1:48.665	27.610	35.753	45.302	217.3	18:34.768	26	3	1:34.340	23.701	30.384	40.255	258.4	49:07.085
7	3	1:44.272	26.547	33.693	44.032	219.5	20:19.040	27	3	<del>1:31.834</del>	22.423	<del>29.297</del>	40.114	301.7	50:38.919
8	3	1:42.992	25.776	33.266	43.950	254.7	22:02.032	28	3	<del>1:30.904</del>	22.459	28.591	<del>29.854</del>	301.7	52:09.823
9	3	1:42.779	25.545	33.332	43.902	262.8	23:44.811	29	3	1:31.016	22.486	<b>28.184</b>	40.346	288.8	53:40.839
10	3	<del>1:49.511 B</del>	26.620	33.035	<del>49.856</del>	227.4	25:34.322	30	3	<b>1:30.710</b>	22.204	28.263	40.243	310.3	55:11.549
11	2	2:55.155	1:36.705	33.883	44.567	135.5	28:29.477	31	3	1:30.914	22.306	28.339	40.269	311.2	56:42.463
12	2	<del>1:42.505</del>	25.307	32.346	<del>44.852</del>	262.8	30:11.982	32	3	1:32.474	22.298	29.158	41.018	311.2	58:14.937
13	2	<del>1:41.218</del>	25.168	32.250	<del>43.800</del>	264.1	31:53.200	33	3	1:33.764	<b>22.201</b>	29.731	41.832	310.3	59:48.701
14	2	<del>1:40.881</del>	25.127	31.949	<del>43.805</del>	263.4	33:34.081	34	3	1:52.918 B	24.443	33.651	54.824	248.3	1:01:41.619
15	2	<b>1:40.076</b>	<b>24.874</b>	31.787	<b>43.415</b>	268.0	35:14.157								
16	2	1:40.266	24.913	<b>31.709</b>	43.644	265.4	36:54.423								
17	2	1:49.017 B	24.888	32.315	51.814	268.0	38:43.440								
18	1	3:21.209	1:51.328	40.423	49.458	96.1	42:04.649								
19	1	<del>1:45.937</del>	26.790	34.458	<del>44.689</del>	209.3	43:50.586								
20	1	1:42.105	25.551	32.417	44.137	244.9	45:32.691								
21	1	1:41.818	25.357	32.354	44.107	261.5	47:14.509								
22	1	<del>1:41.040</del>	25.199	32.122	<del>43.719</del>	262.1	48:55.549								
23	1	<del>1:41.590</del>	<del>25.465</del>	32.151	43.914	240.5	50:37.079								
24	1	1:42.326	25.033	31.947	45.346	263.4	52:19.405								
25	1	1:41.315	25.237	32.046	44.032	266.0	54:00.720								
26	1	1:40.661	24.972	31.770	43.919	264.7	55:41.381								
27	1	1:52.139 B	25.570	32.384	54.185	264.7	57:33.520								
<b>99</b>	Proton Competition 1. Neel JANI 2. Gianmaria BRUNI							Porsche 963 HYPERCAR H							
1	1	2:12.444	53.624	33.968	44.852	128.0	2:12.444	14	3	<b>1:39.260</b>	24.888	<b>31.469</b>	<b>42.903</b>	266.7	37:07.035
2	1	1:43.250	25.472	33.391	44.387	223.6	3:55.694	15	3	<del>1:39.647</del>	24.813	31.651	<del>43.183</del>	265.4	38:46.682
3	1	1:42.447	25.599	32.724	44.124	213.9	5:38.141	16	3	1:39.812	<b>24.752</b>	31.513	43.547	266.7	40:26.494
4	1	1:43.950	26.256	33.527	44.167	220.0	7:22.091	17	3	1:48.046 B	25.078	31.892	51.076	266.7	42:14.540
5	1	1:41.613	25.225	32.660	43.728	236.8	9:03.704	18	1	3:43.691	2:23.603	34.956	45.132	135.0	45:58.231
6	1	1:44.519	26.194	33.338	44.987	224.5	10:48.223	19	1	1:42.262	25.451	32.637	44.174	263.4	47:40.493
7	1	1:42.158	25.476	32.618	44.064	230.3	12:30.381	20	1	1:41.291	25.251	32.138	43.902	265.4	49:21.784
8	1	1:41.477	25.044	32.413	44.020	245.5	14:11.858	21	1	1:43.605	25.022	32.598	45.985	266.7	51:05.389
9	1	1:51.651 B	24.879	32.190	54.582	241.6	16:03.509	22	1	1:41.104	25.076	32.289	43.739	268.7	52:46.493
10	2	4:00.173	2:42.894	32.773	44.506	153.4	20:03.682	23	1	1:42.182	25.060	32.208	44.914	265.4	54:28.675
11	2	1:47.084 B	23.907	32.171	51.006	259.6	21:50.766	24	1	1:41.301	25.195	31.986	44.120	263.4	56:09.976
12	2	2:35.280	1:13.978	36.276	45.026	101.4	24:26.046	25	1	1:42.251	25.124	32.261	44.866	267.3	57:52.227
13	2	1:37.704	24.707	31.190	41.807	213.4	26:03.750	26	1	1:58.973 B	25.374	32.420	1:01.179	255.9	59:51.200
14	2	1:33.733	23.423	30.141	40.169	260.2	27:37.483								
15	2	1:32.341	22.521	29.199	40.621	305.9	29:09.824								
16	2	1:31.533	22.394	29.048	<b>40.091</b>	302.5	30:41.357								
17	2	1:31.395	22.262	28.656	40.477	306.8	32:12.752								
18	2	1:31.684	22.231	28.876	40.577	310.3	33:44.436								
19	2	1:31.064	22.306	28.483	40.275	309.5	35:15.500								
20	2	1:42.412	28.863	32.384	41.165	307.7	36:57.912								