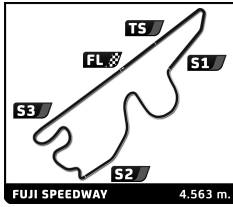


# FIA WEC 6 Hours of Fuji Race

## Pit Stop Analysis

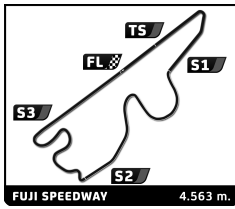
No	In Time	In Driver	Out Time	Out Driver	Pit Time	T. Pit Time	No	In Time	In Driver	Out Time	Out Driver	Pit Time	T. Pit Time		
<b>2</b>	<b>Cadillac Racing</b> Cadillac V-Series.R HYPERCAR H						<b>9</b>	<b>Préma Racing</b> Oreca 07 - Gibson LMP2							
	1	12:00:28.388	A. LYNN	12:01:42.925	A. LYNN	1:14.537		1:14.537	1	11:42:03.847	J. CORREA	11:43:18.907	J. CORREA	1:15.060	1:15.060
	2	12:55:17.340	A. LYNN	12:56:38.857	R. WESTBROOK	1:21.517		2:36.054	2	12:27:13.165	J. CORREA	12:28:40.983	B. VISCAAL	1:27.818	2:42.878
	3	13:57:19.668	R. WESTBROOK	13:58:43.299	R. WESTBROOK	1:23.631		3:59.685	3	13:11:55.536	B. VISCAAL	13:13:10.451	B. VISCAAL	1:14.915	3:57.793
	4	14:31:35.624	R. WESTBROOK	14:32:04.922	R. WESTBROOK	29.298		4:28.983	4	13:56:44.281	B. VISCAAL	13:58:13.277	F. UGRAN	1:28.996	5:26.789
	5	15:00:28.872	R. WESTBROOK	15:02:00.678	E. BAMBER	1:31.806		6:00.789	5	14:41:40.123	F. UGRAN	14:43:03.521	F. UGRAN	1:23.398	6:50.187
	6	15:10:34.593	E. BAMBER	15:20:09.755	E. BAMBER	9:35.162		15:35.951	6	15:28:08.984	F. UGRAN	15:29:41.251	B. VISCAAL	1:32.267	8:22.454
	7	16:17:15.509	E. BAMBER	16:18:23.465	E. BAMBER	1:07.956		16:43.907	7	16:14:41.104	B. VISCAAL	16:15:56.289	B. VISCAAL	1:15.185	9:37.639
<b>4</b>	<b>Floyd Vanwall Racing Team</b> Vanwall Vandervell 680 HYPERCAR						<b>10</b>	<b>Vector Sport</b> Oreca 07 - Gibson LMP2							
	1	12:01:21.603	E. GUERRIERI	12:03:20.131	T. VAUTIER	1:58.528		1:58.528	1	11:42:08.862	R. CULLEN	11:43:20.359	R. CULLEN	1:11.497	1:11.497
	2	13:06:58.527	T. VAUTIER	13:08:41.662	J. DE OLIVEIRA	1:43.135		3:41.663	2	12:30:31.445	R. CULLEN	12:31:59.608	G. AUBRY	1:28.163	2:39.660
	3	14:11:43.228	J. DE OLIVEIRA	14:12:57.536	E. GUERRIERI	1:14.308		4:55.971	3	13:18:18.843	G. AUBRY	13:19:33.314	G. AUBRY	1:14.471	3:54.131
	4	14:33:46.409	E. GUERRIERI	14:34:16.173	E. GUERRIERI	29.764		5:25.735	4	14:06:14.284	G. AUBRY	14:07:43.628	M. KAISER	1:29.344	5:23.475
	5	14:55:08.679	E. GUERRIERI	14:56:54.715	T. VAUTIER	1:46.036		7:11.771	5	14:51:13.455	M. KAISER	14:52:25.421	M. KAISER	1:11.966	6:35.441
6	15:58:25.290	T. VAUTIER	16:16:06.984	J. DE OLIVEIRA	17:41.694	24:53.465	6	15:24:53.321	M. KAISER	15:26:08.993	G. AUBRY	1:15.672	7:51.113		
<b>5</b>	<b>Porsche Penske Motorsport</b> Porsche 963 HYPERCAR H						<b>21</b>	<b>AF Corse</b> Ferrari 488 GTE Evo LMGTE Am							
	1	11:01:09.848	M. CHRISTENSEN	11:02:12.746	M. CHRISTENSEN	1:02.898		1:02.898	1	11:59:56.655	H. KOIZUMI	12:01:18.398	H. KOIZUMI	1:21.743	1:21.743
	2	12:00:43.459	M. CHRISTENSEN	12:02:09.385	M. CHRISTENSEN	1:25.926		2:28.824	2	12:52:46.362	H. KOIZUMI	12:54:02.802	S. MANN	1:16.440	2:38.183
	3	12:08:23.162	M. CHRISTENSEN	12:11:57.744	M. CHRISTENSEN	3:34.582		6:03.406	3	13:59:54.372	S. MANN	14:00:23.789	S. MANN	29.417	3:07.600
	4	13:06:19.858	M. CHRISTENSEN	13:07:54.394	D. CAMERON	1:34.536		7:37.942	4	14:02:05.152	S. MANN	14:03:28.195	S. MANN	1:23.043	4:30.643
	5	14:09:43.447	D. CAMERON	14:11:07.268	D. CAMERON	1:23.821		9:01.763	5	14:27:08.867	S. MANN	14:27:42.086	S. MANN	33.219	5:03.862
6	15:00:55.530	D. CAMERON	16:05:56.588	F. MAKOWIECKI	1:05:01.058	1:14:02.821	6	14:51:19.105	S. MANN	14:52:32.267	K. COZZOLINO	1:13.162	6:17.024		
<b>6</b>	<b>Porsche Penske Motorsport</b> Porsche 963 HYPERCAR H						<b>22</b>	<b>United Autosports</b> Oreca 07 - Gibson LMP2							
	1	11:49:16.878	L. VANTHOOR	11:50:36.887	L. VANTHOOR	1:20.009		1:20.009	1	11:41:28.970	F. ALBUQUERQUE	11:42:43.622	F. ALBUQUERQUE	1:14.652	1:14.652
	2	12:52:13.819	L. VANTHOOR	12:53:42.253	K. ESTRE	1:28.434		2:48.443	2	12:25:55.553	F. ALBUQUERQUE	12:27:24.305	F. LUBIN	1:28.752	2:43.404
	3	13:55:05.423	K. ESTRE	13:56:30.262	K. ESTRE	1:24.839		4:13.282	3	13:10:47.422	F. LUBIN	13:12:02.342	F. LUBIN	1:14.920	3:58.324
	4	14:56:38.408	K. ESTRE	14:58:07.765	A. LOTTERER	1:29.357		5:42.639	4	13:55:41.481	F. LUBIN	13:57:13.893	P. HANSON	1:32.412	5:30.736
5	15:58:12.607	A. LOTTERER	15:59:37.285	A. LOTTERER	1:24.678	7:07.317	5	14:42:01.196	P. HANSON	14:43:17.004	P. HANSON	1:15.808	6:46.544		
<b>7</b>	<b>Toyota Gazoo Racing</b> Toyota GR010 HYBRID HYPERCAR H						<b>23</b>	<b>United Autosports</b> Oreca 07 - Gibson LMP2							
	1	11:58:44.218	M. CONWAY	12:00:07.051	M. CONWAY	1:22.833		1:22.833	1	11:39:59.816	J. PIERSON	11:41:24.605	J. PIERSON	1:24.789	1:24.789
	2	12:58:32.879	M. CONWAY	12:59:59.167	J. LOPEZ	1:26.288		2:49.121	2	12:26:24.947	J. PIERSON	12:27:55.935	O. JARVIS	1:30.988	2:55.777
	3	13:59:42.353	J. LOPEZ	14:01:07.572	J. LOPEZ	1:25.219		4:14.340	3	13:10:59.728	O. JARVIS	13:12:14.112	O. JARVIS	1:14.384	4:10.161
	4	15:01:17.907	J. LOPEZ	15:02:44.338	K. KOBAYASHI	1:26.431		5:40.771	4	13:55:46.352	O. JARVIS	13:57:16.501	B. HANLEY	1:30.149	5:40.310
5	16:00:57.181	K. KOBAYASHI	16:02:20.588	K. KOBAYASHI	1:23.407	7:04.178	5	14:42:03.536	B. HANLEY	14:43:18.333	B. HANLEY	1:14.797	6:55.107		
<b>8</b>	<b>Toyota Gazoo Racing</b> Toyota GR010 HYBRID HYPERCAR H						<b>25</b>	<b>ORT by TF</b> Aston Martin Vantage AMR LMGTE Am							
	1	12:01:53.738	S. BUEMI	12:03:15.330	S. BUEMI	1:21.592		1:21.592	1	12:04:44.808	A. AL HARTHY	12:07:12.605	A. AL HARTHY	2:27.797	2:27.797
	2	13:03:17.574	S. BUEMI	13:04:44.764	R. HIRAKAWA	1:27.190		2:48.782	2	12:14:05.547	A. AL HARTHY	12:15:20.710	A. AL HARTHY	1:15.163	3:42.960
	3	14:04:30.104	R. HIRAKAWA	14:05:52.227	R. HIRAKAWA	1:22.123		4:10.905							
	4	15:02:45.415	R. HIRAKAWA	15:04:09.564	B. HARTLEY	1:24.149		5:35.054							
5	16:04:18.299	B. HARTLEY	16:05:39.005	B. HARTLEY	1:20.706	6:55.760									



## FIA WEC 6 Hours of Fuji Race

### Pit Stop Analysis

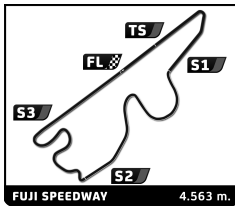
No	In Time	In Driver	Out Time	Out Driver	Pit Time	T. Pit Time	No	In Time	In Driver	Out Time	Out Driver	Pit Time	T. Pit Time
3	13:24:42.687	A. AL HARTHY	13:26:24.083	M. DINAN	1:41.396	5:24.356	5	14:08:27.956	A. NEGRÃO	14:09:50.913	A. NEGRÃO	1:22.957	6:31.963
4	13:53:32.469	M. DINAN	13:54:01.820	M. DINAN	29.351	5:53.707	6	14:53:15.748	A. NEGRÃO	14:54:29.947	A. NEGRÃO	1:14.199	7:46.162
5	14:05:53.412	M. DINAN	14:06:26.511	M. DINAN	33.099	6:26.806	7	15:35:05.150	A. NEGRÃO	15:36:30.577	O. CALDWELL	1:25.427	9:11.589
6	14:25:03.606	M. DINAN	14:26:08.425	M. DINAN	1:04.819	7:31.625	8	16:21:39.606	O. CALDWELL	16:22:52.044	O. CALDWELL	1:12.438	10:24.027
7	14:34:34.781	M. DINAN	14:36:08.483	M. DINAN	1:33.702	9:05.327	<b>36 Alpine Elf Team</b> Oreca 07 - Gibson LMP2						
8	15:16:49.553	M. DINAN	15:18:03.941	C. EASTWOOD	1:14.388	10:19.715	1	11:43:37.626	J. CANAL	11:44:52.532	J. CANAL	1:14.906	1:14.906
9	16:23:27.888	C. EASTWOOD	16:24:42.507	C. EASTWOOD	1:14.619	11:34.334	2	12:30:40.333	J. CANAL	12:32:09.444	C. MILESI	1:29.111	2:44.017
10	16:26:30.184	C. EASTWOOD	16:26:59.766	C. EASTWOOD	29.582	12:03.916	3	13:15:06.774	C. MILESI	13:16:19.520	C. MILESI	1:12.746	3:56.763
<b>28 JOTA</b> Oreca 07 - Gibson LMP2							4	14:01:13.676	C. MILESI	14:02:44.587	M. VAXIVIERE	1:30.911	5:27.674
1	11:30:42.182	D. HEINELMEIER LIANI	11:31:47.292	D. HEINELMEIER LIANI	1:05.110	1:05.110	5	14:45:42.625	M. VAXIVIERE	14:46:56.800	M. VAXIVIERE	1:14.175	6:41.849
2	12:02:48.277	D. HEINELMEIER LIANI	12:04:07.725	P. FITTIPALDI	1:19.448	2:24.558	6	15:32:05.017	M. VAXIVIERE	15:33:33.380	C. MILESI	1:28.363	8:10.212
3	12:47:00.652	P. FITTIPALDI	12:48:16.522	P. FITTIPALDI	1:15.870	3:40.428	7	16:16:26.252	C. MILESI	16:17:40.402	C. MILESI	1:14.150	9:24.362
4	13:31:48.309	P. FITTIPALDI	13:33:15.961	O. RASMUSSEN	1:27.652	5:08.080	<b>38 Hertz Team JOTA</b> Porsche 963 HYPERCAR H						
5	14:14:49.657	O. RASMUSSEN	14:16:11.201	O. RASMUSSEN	1:21.544	6:29.624	1	12:02:02.220	A. DA COSTA	12:03:16.422	A. DA COSTA	1:14.202	1:14.202
6	14:57:53.679	O. RASMUSSEN	14:59:06.738	O. RASMUSSEN	1:13.059	7:42.683	2	12:23:37.498	A. DA COSTA	12:24:06.848	A. DA COSTA	29.350	1:43.552
7	15:34:35.861	O. RASMUSSEN	15:35:55.003	P. FITTIPALDI	1:19.142	9:01.825	3	12:53:48.301	A. DA COSTA	12:55:08.526	W. STEVENS	1:20.225	3:03.777
8	16:17:14.774	P. FITTIPALDI	16:18:30.566	P. FITTIPALDI	1:15.792	10:17.617	4	13:55:15.243	W. STEVENS	13:56:38.319	W. STEVENS	1:23.076	4:26.853
<b>31 Team WRT</b> Oreca 07 - Gibson LMP2							5	14:56:48.954	W. STEVENS	14:58:17.101	Y. YE	1:28.147	5:55.000
1	11:41:51.358	S. GELAEL	11:43:05.598	S. GELAEL	1:14.240	1:14.240	6	15:58:17.393	Y. YE	15:59:41.675	Y. YE	1:24.282	7:19.282
2	12:26:57.263	S. GELAEL	12:28:25.836	R. FRIJNS	1:28.573	2:42.813	<b>41 Team WRT</b> Oreca 07 - Gibson LMP2						
3	13:09:49.734	R. FRIJNS	13:11:01.833	R. FRIJNS	1:12.099	3:54.912	1	11:38:50.050	R. ANDRADE	11:40:01.225	R. ANDRADE	1:11.175	1:11.175
4	13:55:55.707	R. FRIJNS	13:57:25.358	F. HABSBURG	1:29.651	5:24.563	2	12:25:21.074	R. ANDRADE	12:26:46.523	R. KUBICA	1:25.449	2:36.624
5	14:42:09.891	F. HABSBURG	14:43:24.995	F. HABSBURG	1:15.104	6:39.667	3	13:11:21.402	R. KUBICA	13:12:35.351	R. KUBICA	1:13.949	3:50.573
6	15:28:22.975	F. HABSBURG	15:29:54.211	R. FRIJNS	1:31.236	8:10.903	4	13:57:25.999	R. KUBICA	13:58:54.397	L. DELÉTRAZ	1:28.398	5:18.971
7	16:14:35.661	R. FRIJNS	16:15:50.370	R. FRIJNS	1:14.709	9:25.612	5	14:43:37.268	L. DELÉTRAZ	14:44:50.897	L. DELÉTRAZ	1:13.629	6:32.600
<b>33 Corvette Racing</b> Chevrolet Corvette C8.R LMGTE Am							6	15:29:45.851	L. DELÉTRAZ	15:31:15.018	R. KUBICA	1:29.167	8:01.767
1	12:09:11.245	B. KEATING	12:10:38.893	B. KEATING	1:27.648	1:27.648	7	16:15:53.804	R. KUBICA	16:17:08.686	R. KUBICA	1:14.882	9:16.649
2	13:25:04.796	B. KEATING	13:27:11.193	N. VARRONE	2:06.397	3:34.045	<b>50 Ferrari AF Corse</b> Ferrari 499P HYPERCAR H						
3	13:28:55.946	N. VARRONE	13:30:00.919	N. VARRONE	1:04.973	4:39.018	1	12:00:23.835	M. MOLINA	12:01:50.069	M. MOLINA	1:26.234	1:26.234
4	14:39:58.747	N. VARRONE	14:41:28.172	N. VARRONE	1:29.425	6:08.443	2	12:56:22.578	M. MOLINA	12:57:47.064	N. NIELSEN	1:24.486	2:50.720
5	15:51:23.271	N. VARRONE	15:53:00.548	N. CATSBURG	1:37.277	7:45.720	3	13:57:53.585	N. NIELSEN	13:59:17.715	N. NIELSEN	1:24.130	4:14.850
<b>34 Inter Europol Competition</b> Oreca 07 - Gibson LMP2							4	14:59:31.281	N. NIELSEN	15:01:01.678	A. FUOCO	1:30.397	5:45.247
1	11:27:35.101	J. SMIECHOWSKI	11:28:33.307	J. SMIECHOWSKI	58.206	58.206	5	15:59:26.441	A. FUOCO	16:00:50.922	A. FUOCO	1:24.481	7:09.728
2	12:01:01.103	J. SMIECHOWSKI	12:02:02.806	A. COSTA	1:01.703	1:59.909	<b>51 Ferrari AF Corse</b> Ferrari 499P HYPERCAR H						
3	12:29:30.951	A. COSTA	12:30:43.551	A. COSTA	1:12.600	3:12.509	1	11:57:20.656	J. CALADO	11:58:42.140	J. CALADO	1:21.484	1:21.484
4	13:15:34.485	A. COSTA	13:16:45.413	F. SCHERER	1:10.928	4:23.437	2	12:59:11.094	J. CALADO	13:00:39.089	A. GIOVINAZZI	1:27.995	2:49.479
5	14:00:50.322	F. SCHERER	14:02:15.714	F. SCHERER	1:25.392	5:48.829	3	14:00:48.525	A. GIOVINAZZI	14:02:12.415	A. GIOVINAZZI	1:23.890	4:13.369
6	14:47:29.422	F. SCHERER	14:48:39.781	A. COSTA	1:10.359	6:59.188	4	15:01:05.838	A. GIOVINAZZI	15:02:33.779	A. PIER GUIDI	1:27.941	5:41.310
7	15:33:42.555	A. COSTA	15:35:09.558	A. COSTA	1:27.003	8:26.191	5	15:59:40.583	A. PIER GUIDI	16:01:03.172	A. PIER GUIDI	1:22.589	7:03.899
8	16:18:07.584	A. COSTA	16:19:26.326	F. SCHERER	1:18.742	9:44.933	<b>54 AF Corse</b> Ferrari 488 GTE Evo LMGTE Am						
<b>35 Alpine Elf Team</b> Oreca 07 - Gibson LMP2							1	11:47:39.191	T. FLOHR	11:48:56.252	F. CASTELLACCI	1:17.061	1:17.061
1	11:42:26.190	M. ROJAS	11:43:26.793	M. ROJAS	1:00.603	1:00.603	2	12:57:49.795	F. CASTELLACCI	12:59:17.106	T. FLOHR	1:27.311	2:44.372
2	11:59:48.585	M. ROJAS	12:01:08.146	O. CALDWELL	1:19.561	2:20.164	3	13:57:11.037	T. FLOHR	13:58:32.076	F. CASTELLACCI	1:21.039	4:05.411
3	12:46:33.409	O. CALDWELL	12:47:48.689	O. CALDWELL	1:15.280	3:35.444							
4	13:23:32.502	O. CALDWELL	13:25:06.064	A. NEGRÃO	1:33.562	5:09.006							



# FIA WEC 6 Hours of Fuji Race

## Pit Stop Analysis

No	In Time	In Driver	Out Time	Out Driver	Pit Time	T. Pit Time	No	In Time	In Driver	Out Time	Out Driver	Pit Time	T. Pit Time
4	14:43:48.803	F. CASTELLACCI	14:45:01.239	D. RIGON	1:12.436	5:17.847	3	13:59:08.838	L. WADOUX	14:00:33.707	L. WADOUX	1:24.869	4:04.025
5	15:53:06.411	D. RIGON	15:54:30.118	D. RIGON	1:23.707	6:41.554	4	14:53:57.509	L. WADOUX	14:55:18.127	L. PEREZ COLABRARI	1:20.618	5:24.643
<b>56</b>	<b>Project 1 - AO</b> Porsche 911 RSR - 19 LMGTE Am						<b>5</b>	15:55:05.958	L. PEREZ COLABRARI	15:56:25.222	A. ROVERA	1:19.264	6:43.907
1	12:03:05.224	P. HYETT	12:04:32.428	P. HYETT	1:27.204	1:27.204	<b>85</b>	<b>Iron Dames</b> Porsche 911 RSR - 19 LMGTE Am					
2	12:45:21.425	P. HYETT	12:46:35.926	G. JEANNETTE	1:14.501	2:41.705	1	11:57:16.795	S. BOVY	11:58:24.910	S. BOVY	1:08.115	1:08.115
3	13:52:21.468	G. JEANNETTE	13:53:52.378	M. CAIROLI	1:30.910	4:12.615	2	12:49:40.313	S. BOVY	12:50:57.114	M. GATTING	1:16.801	2:24.916
4	14:58:37.052	M. CAIROLI	15:00:05.149	G. JEANNETTE	1:28.097	5:40.712	3	13:53:04.389	M. GATTING	13:54:41.001	R. FREY	1:36.612	4:01.528
5	15:55:24.429	G. JEANNETTE	15:56:46.805	M. CAIROLI	1:22.376	7:03.088	4	14:51:39.477	R. FREY	14:52:59.610	R. FREY	1:20.133	5:21.661
6	16:28:13.533	M. CAIROLI	16:28:43.007	M. CAIROLI	29.474	7:32.562	5	15:55:00.765	R. FREY	15:56:25.791	M. GATTING	1:25.026	6:46.687
<b>57</b>	<b>Kessel Racing</b> Ferrari 488 GTE Evo LMGTE Am						<b>86</b>	<b>GR Racing</b> Porsche 911 RSR - 19 LMGTE Am					
1	11:51:01.244	T. KIMURA	11:52:20.225	T. KIMURA	1:18.981	1:18.981	1	12:09:07.702	M. WAINWRIGHT	12:10:33.210	R. PERA	1:25.508	1:25.508
2	12:45:09.126	T. KIMURA	12:46:27.833	S. HUFFAKER	1:18.707	2:37.688	2	13:19:24.552	R. PERA	13:20:35.469	M. WAINWRIGHT	1:10.917	2:36.425
3	13:51:56.100	S. HUFFAKER	13:53:21.241	S. HUFFAKER	1:25.141	4:02.829	3	13:56:46.492	M. WAINWRIGHT	13:58:09.637	R. PERA	1:23.145	3:59.570
4	14:53:33.301	S. HUFFAKER	14:54:59.534	R. MIYATA	1:26.233	5:29.062	4	15:04:57.765	R. PERA	15:06:24.863	B. BARKER	1:27.098	5:26.668
5	15:53:10.575	R. MIYATA	15:54:35.249	R. MIYATA	1:24.674	6:53.736	5	16:14:38.536	B. BARKER	16:16:00.500	B. BARKER	1:21.964	6:48.632
<b>60</b>	<b>Iron Lynx</b> Porsche 911 RSR - 19 LMGTE Am						<b>93</b>	<b>Peugeot TotalEnergies</b> Peugeot 9X8 HYPERCAR H					
1	12:00:32.711	C. SCHIAVONI	12:01:53.929	C. SCHIAVONI	1:21.218	1:21.218	1	12:00:51.212	M. JENSEN	12:02:16.396	M. JENSEN	1:25.184	1:25.184
2	12:47:02.373	C. SCHIAVONI	12:48:15.605	M. CRESSONI	1:13.232	2:34.450	2	13:01:37.180	M. JENSEN	13:03:05.855	P. DI RESTA	1:28.675	2:53.859
3	13:25:22.932	M. CRESSONI	13:25:52.388	M. CRESSONI	29.456	3:03.906	3	14:02:06.077	P. DI RESTA	14:03:31.146	P. DI RESTA	1:25.069	4:18.928
4	13:51:05.062	M. CRESSONI	13:52:28.752	M. CRESSONI	1:23.690	4:27.596	4	15:01:40.220	P. DI RESTA	15:03:08.854	J. VERGNE	1:28.634	5:47.562
5	14:54:37.321	M. CRESSONI	14:56:02.853	A. PICARIELLO	1:25.532	5:53.128	5	16:01:57.401	J. VERGNE	16:04:08.590	J. VERGNE	2:11.189	7:58.751
6	15:40:47.565	A. PICARIELLO	15:41:17.012	A. PICARIELLO	29.447	6:22.575	<b>94</b>	<b>Peugeot TotalEnergies</b> Peugeot 9X8 HYPERCAR H					
7	16:01:11.431	A. PICARIELLO	16:02:39.398	A. PICARIELLO	1:27.967	7:50.542	1	12:02:10.928	L. DUVAL	12:03:35.227	L. DUVAL	1:24.299	1:24.299
<b>63</b>	<b>Prema Racing</b> Oreca 07 - Gibson LMP2						2	13:01:07.851	L. DUVAL	13:02:35.769	S. VANDOORNE	1:27.918	2:52.217
1	11:40:25.744	D. KVYAT	11:41:54.764	D. PIN	1:29.020	1:29.020	3	14:01:12.308	S. VANDOORNE	14:02:36.988	S. VANDOORNE	1:24.680	4:16.897
2	12:25:43.045	D. PIN	12:26:58.426	D. PIN	1:15.381	2:44.401	4	14:59:58.275	S. VANDOORNE	15:01:25.104	G. MENEZES	1:26.829	5:43.726
3	12:49:44.814	D. PIN	12:50:56.163	A. CALDARELLI	1:11.349	3:55.750	5	15:59:59.935	G. MENEZES	16:01:22.543	G. MENEZES	1:22.608	7:06.334
4	13:32:37.965	A. CALDARELLI	13:33:53.361	A. CALDARELLI	1:15.396	5:11.146	<b>98</b>	<b>Northwest AMR</b> Aston Martin Vantage AMR LMGTE Am					
5	14:16:00.683	A. CALDARELLI	14:17:28.258	D. KVYAT	1:27.575	6:38.721	1	12:08:03.787	I. JAMES	12:09:28.926	I. JAMES	1:25.139	1:25.139
6	14:59:16.467	D. KVYAT	15:00:31.277	D. KVYAT	1:14.810	7:53.531	2	12:48:24.327	I. JAMES	12:49:33.205	D. MANCINELLI	1:08.878	2:34.017
7	15:42:37.081	D. KVYAT	15:44:06.347	D. PIN	1:29.266	9:22.797	3	13:55:06.878	D. MANCINELLI	13:56:34.009	D. MANCINELLI	1:27.131	4:01.148
8	16:19:32.706	D. PIN	16:20:41.829	D. PIN	1:09.123	10:31.920	4	14:51:57.915	D. MANCINELLI	14:53:23.814	A. RIBERAS	1:25.899	5:27.047
<b>77</b>	<b>Dempsey - Proton Racing</b> Porsche 911 RSR - 19 LMGTE Am						5	15:55:25.074	A. RIBERAS	15:56:47.463	A. RIBERAS	1:22.389	6:49.436
1	12:01:19.304	C. RIED	12:02:46.113	C. RIED	1:26.809	1:26.809	<b>99</b>	<b>Proton Competition</b> Porsche 963 HYPERCAR H					
2	12:45:28.611	C. RIED	12:46:43.314	M. PEDERSEN	1:14.703	2:41.512	1	11:58:56.148	H. TINCKNELL	12:00:21.366	H. TINCKNELL	1:25.218	1:25.218
3	13:51:51.823	M. PEDERSEN	13:53:19.777	M. PEDERSEN	1:27.954	4:09.466	2	12:59:12.219	H. TINCKNELL	13:04:38.586	G. BRUNI	5:26.367	6:51.585
4	14:48:37.066	M. PEDERSEN	14:49:58.404	J. ANDLAUER	1:21.338	5:30.804	3	13:41:55.757	G. BRUNI	13:48:02.095	G. BRUNI	6:06.338	12:57.923
5	15:28:12.623	J. ANDLAUER	15:28:42.053	J. ANDLAUER	29.430	6:00.234	4	14:45:31.675	G. BRUNI	14:47:00.051	N. JANI	1:28.376	14:26.299
6	15:58:36.932	J. ANDLAUER	16:00:03.058	J. ANDLAUER	1:26.126	7:26.360	5	15:45:56.233	N. JANI	15:47:20.722	N. JANI	1:24.489	15:50.788
7	16:25:05.064	J. ANDLAUER	16:25:41.513	J. ANDLAUER	36.449	8:02.809	6	16:48:49.538	N. JANI	16:49:35.310	N. JANI	45.772	16:36.560
<b>83</b>	<b>Richard Mille AF Corse</b> Ferrari 488 GTE Evo LMGTE Am						<b>777</b>	<b>D'Station Racing</b> Aston Martin Vantage AMR LMGTE Am					
1	11:46:03.763	L. PEREZ COLABRARI	11:47:18.649	A. ROVERA	1:14.886	1:14.886							
2	12:54:09.514	A. ROVERA	12:55:33.784	L. WADOUX	1:24.270	2:39.156							



## FIA WEC 6 Hours of Fuji Race

### Pit Stop Analysis

No	In Time	In Driver	Out Time	Out Driver	Pit Time	T. Pit Time	No	In Time	In Driver	Out Time	Out Driver	Pit Time	T. Pit Time
1	12:02:00.724	T. FUJII	12:03:25.043	S. HOSHINO	1:24.319	1:24.319							
2	13:02:58.481	S. HOSHINO	13:04:14.035	S. HOSHINO	1:15.554	2:39.873							
3	13:50:57.830	S. HOSHINO	13:52:24.284	C. STEVENSON	1:26.454	4:06.327							
4	14:56:07.205	C. STEVENSON	14:57:35.710	C. STEVENSON	1:28.505	5:34.832							
5	15:58:01.029	C. STEVENSON	15:59:25.865	T. FUJII	1:24.836	6:59.668							