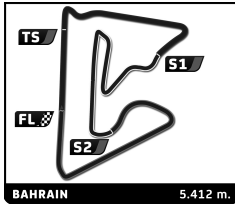


FIA WEC Bapco Energies 8 Hours of Bahrain Race

Pit Stop Analysis

No	In Time	In Driver	Out Time	Out Driver	Pit Time	T. Pit Time	No	In Time	In Driver	Out Time	Out Driver	Pit Time	T. Pit Time	
2	Cadillac Racing Cadillac V-Series.R HYPERCAR H						5	19:01:26.707	J. LOPEZ	19:02:49.650	J. LOPEZ	1:22.943	6:58.744	
	1	14:18:59.543	E. BAMBER	14:20:31.326	E. BAMBER	1:31.783	1:31.783	6	20:02:19.200	J. LOPEZ	20:03:43.458	M. CONWAY	1:24.258	8:23.002
	2	15:00:53.799	E. BAMBER	15:02:36.136	E. BAMBER	1:42.337	3:14.120	7	21:02:12.197	M. CONWAY	21:03:37.966	K. KOBAYASHI	1:25.769	9:48.771
	3	16:02:25.342	E. BAMBER	16:03:54.433	A. LYNN	1:29.091	4:43.211	8 Toyota Gazoo Racing Toyota GR010 HYBRID HYPERCAR H						
	4	17:01:01.945	A. LYNN	17:02:24.794	A. LYNN	1:22.849	6:06.060	1	14:58:25.740	S. BUEMI	14:59:45.836	S. BUEMI	1:20.096	1:20.096
	5	17:59:44.401	A. LYNN	18:01:11.248	R. WESTBROOK	1:26.847	7:32.907	2	16:00:48.202	S. BUEMI	16:02:13.822	B. HARTLEY	1:25.620	2:45.716
	6	19:00:29.355	R. WESTBROOK	19:01:52.234	R. WESTBROOK	1:22.879	8:55.786	3	17:02:41.639	B. HARTLEY	17:04:02.647	B. HARTLEY	1:21.008	4:06.724
	7	20:02:02.391	R. WESTBROOK	20:03:30.615	A. LYNN	1:28.224	10:24.010	4	18:02:40.381	B. HARTLEY	18:04:06.377	R. HIRAKAWA	1:25.996	5:32.720
8	21:02:23.552	A. LYNN	21:03:45.618	E. BAMBER	1:22.066	11:46.076	5	19:02:37.703	R. HIRAKAWA	19:04:02.228	R. HIRAKAWA	1:24.525	6:57.245	
4	Floyd Vanwall Racing Team Vanwall Vandervell 680 HYPERCAR						6	20:03:19.598	R. HIRAKAWA	20:04:48.768	S. BUEMI	1:29.170	8:26.415	
	1	14:02:30.087	T. VAUTIER	14:03:37.094	T. VAUTIER	1:07.007	1:07.007	7	21:03:17.495	S. BUEMI	21:04:45.797	B. HARTLEY	1:28.302	9:54.717
	2	14:05:33.852	T. VAUTIER	14:06:00.843	T. VAUTIER	26.991	1:33.998	9 Prema Racing Oreca 07 - Gibson LMP2						
	3	15:04:52.947	T. VAUTIER	15:06:20.907	E. GUERRIERI	1:27.960	3:01.958	1	14:35:16.150	F. UGRAN	14:36:27.144	F. UGRAN	1:10.994	1:10.994
	4	16:09:30.125	E. GUERRIERI	16:11:12.337	R. BRISCOE	1:42.212	4:44.170	2	15:18:08.684	F. UGRAN	15:19:36.444	J. CORREA	1:27.760	2:38.754
	5	16:18:07.884	R. BRISCOE	16:19:26.268	R. BRISCOE	1:18.384	6:02.554	3	16:01:22.962	J. CORREA	16:02:35.773	J. CORREA	1:12.811	3:51.565
	6	17:21:41.286	R. BRISCOE	17:23:16.849	T. VAUTIER	1:35.563	7:38.117	4	16:44:21.320	J. CORREA	16:45:49.844	F. UGRAN	1:28.524	5:20.089
	7	18:17:44.061	T. VAUTIER	18:18:10.749	T. VAUTIER	26.688	8:04.805	5	17:26:51.024	F. UGRAN	17:28:13.106	B. VISCAAL	1:22.082	6:42.171
	8	18:28:03.923	T. VAUTIER	18:29:41.234	E. GUERRIERI	1:37.311	9:42.116	6	18:09:21.226	B. VISCAAL	18:10:50.032	B. VISCAAL	1:28.806	8:10.977
	9	19:32:56.314	E. GUERRIERI	19:34:24.030	R. BRISCOE	1:27.716	11:09.832	7	18:51:45.266	B. VISCAAL	18:52:58.847	B. VISCAAL	1:13.581	9:24.558
	10	20:00:33.413	R. BRISCOE	20:19:32.192	R. BRISCOE	18:58.779	30:08.611	8	19:35:21.323	B. VISCAAL	19:36:48.007	J. CORREA	1:26.684	10:51.242
	11	20:21:52.063	R. BRISCOE	20:30:45.011	R. BRISCOE	8:52.948	39:01.559	9	20:17:46.831	J. CORREA	20:18:49.912	J. CORREA	1:03.081	11:54.323
	12	20:41:10.307	R. BRISCOE	20:55:11.439	R. BRISCOE	14:01.132	53:02.691	10	20:46:31.940	J. CORREA	20:47:54.487	B. VISCAAL	1:22.547	13:16.870
13	21:36:09.545	R. BRISCOE	21:37:26.377	R. BRISCOE	1:16.832	54:19.523	11	21:24:48.904	B. VISCAAL	21:25:58.036	B. VISCAAL	1:09.132	14:26.002	
5	Porsche Penske Motorsport Porsche 963 HYPERCAR H						10 Vector Sport Oreca 07 - Gibson LMP2							
	1	14:57:10.497	M. CHRISTENSEN	14:58:31.468	M. CHRISTENSEN	1:20.971	1:20.971	1	14:38:56.851	G. AUBRY	14:40:06.979	G. AUBRY	1:10.128	1:10.128
	2	15:58:07.005	M. CHRISTENSEN	15:59:33.935	D. CAMERON	1:26.930	2:47.901	2	15:23:17.262	G. AUBRY	15:24:42.511	M. KAISER	1:25.249	2:35.377
	3	16:58:31.287	D. CAMERON	17:00:00.796	D. CAMERON	1:29.509	4:17.410	3	16:00:39.463	M. KAISER	16:02:39.972	M. KAISER	2:00.509	4:35.886
	4	17:45:51.544	D. CAMERON	17:47:09.641	F. MAKOWIECKI	1:18.097	5:35.507	4	16:10:32.337	M. KAISER	16:11:57.979	R. CULLEN	1:25.642	6:01.528
	5	18:42:04.421	F. MAKOWIECKI	18:43:30.336	F. MAKOWIECKI	1:25.915	7:01.422	5	16:55:21.269	R. CULLEN	16:56:31.248	R. CULLEN	1:09.979	7:11.507
	6	19:41:01.695	F. MAKOWIECKI	19:42:29.263	M. CHRISTENSEN	1:27.568	8:28.990	6	17:38:06.860	R. CULLEN	17:39:32.850	G. AUBRY	1:25.990	8:37.497
	7	20:37:21.332	M. CHRISTENSEN	20:39:04.722	M. CHRISTENSEN	1:43.390	10:12.380	7	18:22:29.040	G. AUBRY	18:23:54.388	M. KAISER	1:25.348	10:02.845
8	21:34:01.750	M. CHRISTENSEN	21:35:04.069	M. CHRISTENSEN	1:02.319	11:14.699	8	19:07:13.008	M. KAISER	19:08:22.352	M. KAISER	1:09.344	11:12.189	
6	Porsche Penske Motorsport Porsche 963 HYPERCAR H						9	19:53:02.928	M. KAISER	19:54:27.828	R. CULLEN	1:24.900	12:37.089	
	1	14:59:08.336	L. VANTHOOR	15:00:32.728	L. VANTHOOR	1:24.392	1:24.392	10	20:35:36.561	R. CULLEN	20:37:00.766	G. AUBRY	1:24.205	14:01.294
	2	15:59:54.731	L. VANTHOOR	16:01:26.231	K. ESTRE	1:31.500	2:55.892	21 AF Corse Ferrari 488 GTE Evo LMGTE Am						
	3	16:59:56.628	K. ESTRE	17:01:30.449	K. ESTRE	1:33.821	4:29.713	1	15:03:32.452	F. DEZOTEUX	15:04:53.952	S. MANN	1:21.500	1:21.500
	4	18:00:06.073	K. ESTRE	18:01:30.910	A. LOTTERER	1:24.837	5:54.550	2	16:06:48.826	S. MANN	16:08:09.744	S. MANN	1:20.918	2:42.418
	5	19:02:13.516	A. LOTTERER	19:03:37.790	A. LOTTERER	1:24.274	7:18.824	3	16:52:43.229	S. MANN	16:53:09.820	S. MANN	26.591	3:09.009
	6	20:03:18.287	A. LOTTERER	20:04:43.730	K. ESTRE	1:25.443	8:44.267	4	17:09:33.229	S. MANN	17:10:03.623	S. MANN	30.394	3:39.403
7	Toyota Gazoo Racing Toyota GR010 HYBRID HYPERCAR H						5	17:12:07.478	S. MANN	17:13:27.858	K. COZZOLINO	1:20.380	4:59.783	
	1	14:56:55.190	M. CONWAY	14:58:16.838	M. CONWAY	1:21.648	1:21.648	6	18:18:15.590	K. COZZOLINO	18:19:37.951	F. DEZOTEUX	1:22.361	6:22.144
	2	15:57:41.732	M. CONWAY	15:59:04.446	K. KOBAYASHI	1:22.714	2:44.362	7	19:15:50.096	F. DEZOTEUX	19:17:06.122	S. MANN	1:16.026	7:38.170
	3	16:59:28.956	K. KOBAYASHI	17:00:49.263	K. KOBAYASHI	1:20.307	4:04.669	8	20:23:09.390	S. MANN	20:24:30.846	K. COZZOLINO	1:21.456	8:59.626
4	17:59:35.335	K. KOBAYASHI	18:01:06.467	J. LOPEZ	1:31.132	5:35.801	9	21:18:55.347	K. COZZOLINO	21:20:09.827	F. DEZOTEUX	1:14.480	10:14.106	
22	United Autosports Oreca 07 - Gibson LMP2													

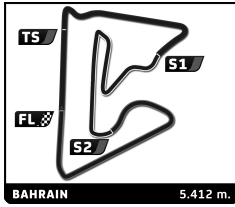


FIA WEC Bapco Energies 8 Hours of Bahrain Race

Pit Stop Analysis

No	In Time	In Driver	Out Time	Out Driver	Pit Time	T. Pit Time	No	In Time	In Driver	Out Time	Out Driver	Pit Time	T. Pit Time
1	14:39:24.012	P. HANSON	14:40:38.084	P. HANSON	1:14.072	1:14.072	1	14:39:18.444	S. GELAE	14:40:30.879	S. GELAE	1:12.435	1:12.435
2	15:24:12.528	P. HANSON	15:25:38.947	F. LUBIN	1:26.419	2:40.491	2	15:24:05.164	S. GELAE	15:25:37.005	F. HABSBERG	1:31.841	2:44.276
3	15:27:40.402	F. LUBIN	15:29:11.366	F. LUBIN	1:30.964	4:11.455	3	16:09:13.373	F. HABSBERG	16:10:26.673	F. HABSBERG	1:13.300	3:57.576
4	16:11:11.505	F. LUBIN	16:12:23.907	F. ALBUQUERQUE	1:12.402	5:23.857	4	16:53:54.503	F. HABSBERG	16:55:29.996	S. GELAE	1:35.493	5:33.069
5	16:53:42.093	F. ALBUQUERQUE	16:55:07.748	F. LUBIN	1:25.655	6:49.512	5	17:38:32.923	S. GELAE	17:40:01.088	R. FRIJNS	1:28.165	7:01.234
6	17:36:08.299	F. LUBIN	17:37:20.983	F. ALBUQUERQUE	1:12.684	8:02.196	6	18:23:09.059	R. FRIJNS	18:24:21.731	R. FRIJNS	1:12.672	8:13.906
7	18:18:31.885	F. ALBUQUERQUE	18:20:00.650	F. LUBIN	1:28.765	9:30.961	7	19:07:39.350	R. FRIJNS	19:09:06.859	F. HABSBERG	1:27.509	9:41.415
8	19:01:17.155	F. LUBIN	19:02:42.438	P. HANSON	1:25.283	10:56.244	8	19:52:54.871	F. HABSBERG	19:54:08.951	F. HABSBERG	1:14.080	10:55.495
9	19:46:38.567	P. HANSON	19:47:51.586	P. HANSON	1:13.019	12:09.263	9	20:37:18.813	F. HABSBERG	20:38:45.508	R. FRIJNS	1:26.695	12:22.190
10	20:29:11.826	P. HANSON	20:30:40.988	F. ALBUQUERQUE	1:29.162	13:38.425	10	21:21:31.274	R. FRIJNS	21:23:13.519	R. FRIJNS	1:42.245	14:04.435
11	21:11:29.976	F. ALBUQUERQUE	21:12:58.807	F. ALBUQUERQUE	1:28.831	15:07.256	33 Corvette Racing Chevrolet Corvette C8.R LMGTE Am						
12	21:20:48.860	F. ALBUQUERQUE	21:21:39.599	F. ALBUQUERQUE	50.739	15:57.995	1	14:35:12.048	B. KEATING	14:36:20.057	B. KEATING	1:08.009	1:08.009
23 United Autosports Oreca 07 - Gibson LMP2							2	15:42:30.592	B. KEATING	15:43:54.197	B. KEATING	1:23.605	2:31.614
1	14:29:39.613	T. BLOMQUIST	14:31:03.219	T. BLOMQUIST	1:23.606	1:23.606	3	16:49:25.286	B. KEATING	16:50:48.302	N. VARRONE	1:23.016	3:54.630
2	15:12:34.097	T. BLOMQUIST	15:14:01.409	J. PIERSON	1:27.312	2:50.918	4	17:55:38.570	N. VARRONE	17:57:07.967	N. VARRONE	1:29.397	5:24.027
3	15:55:57.366	J. PIERSON	15:57:08.509	O. JARVIS	1:11.143	4:02.061	5	19:00:02.848	N. VARRONE	19:01:26.893	N. VARRONE	1:24.045	6:48.072
4	16:38:33.678	O. JARVIS	16:40:01.999	J. PIERSON	1:28.321	5:30.382	6	20:05:02.895	N. VARRONE	20:06:26.573	N. CATSBURG	1:23.678	8:11.750
5	17:20:53.949	J. PIERSON	17:22:06.450	O. JARVIS	1:12.501	6:42.883	7	21:01:10.307	N. CATSBURG	21:02:49.296	N. CATSBURG	1:38.989	9:50.739
6	18:03:18.090	O. JARVIS	18:04:46.212	J. PIERSON	1:28.122	8:11.005	34 Inter Europol Competition Oreca 07 - Gibson LMP2						
7	18:45:44.892	J. PIERSON	18:47:12.968	O. JARVIS	1:28.076	9:39.081	1	14:31:30.051	J. SMIECHOWSKI	14:32:44.345	J. SMIECHOWSKI	1:14.294	1:14.294
8	18:49:15.407	O. JARVIS	18:51:16.196	O. JARVIS	2:00.789	11:39.870	2	15:10:22.064	J. SMIECHOWSKI	15:11:42.279	A. COSTA	1:20.215	2:34.509
9	19:30:12.755	O. JARVIS	19:31:24.348	O. JARVIS	1:11.593	12:51.463	3	15:56:11.510	A. COSTA	15:57:21.987	A. COSTA	1:10.477	3:44.986
10	20:13:15.110	O. JARVIS	20:14:41.836	T. BLOMQUIST	1:26.726	14:18.189	4	16:41:08.766	A. COSTA	16:42:38.637	F. SCHERER	1:29.871	5:14.857
11	20:55:31.281	T. BLOMQUIST	20:56:43.253	T. BLOMQUIST	1:11.972	15:30.161	5	17:25:41.920	F. SCHERER	17:26:54.788	J. SMIECHOWSKI	1:12.868	6:27.725
12	21:20:22.686	T. BLOMQUIST	21:21:39.136	T. BLOMQUIST	1:16.450	16:46.611	6	18:08:42.998	J. SMIECHOWSKI	18:10:06.811	A. COSTA	1:23.813	7:51.538
25 ORT by TF Aston Martin Vantage AMR LMGTE Am							7	18:52:59.503	A. COSTA	18:54:10.420	A. COSTA	1:10.917	9:02.455
1	15:01:30.999	A. AL HARTHY	15:02:56.605	M. DINAN	1:25.606	1:25.606	8	19:38:13.194	A. COSTA	19:39:40.170	F. SCHERER	1:26.976	10:29.431
2	16:06:45.095	M. DINAN	16:08:11.791	A. AL HARTHY	1:26.696	2:52.302	9	20:22:33.407	F. SCHERER	20:23:43.492	F. SCHERER	1:10.085	11:39.516
3	17:13:13.026	A. AL HARTHY	17:14:17.952	A. AL HARTHY	1:04.926	3:57.228	10	20:39:33.482	F. SCHERER	20:40:34.907	A. COSTA	1:01.425	12:40.941
4	17:34:31.413	A. AL HARTHY	17:35:27.576	M. DINAN	56.163	4:53.391	11	21:21:21.223	A. COSTA	21:22:31.039	A. COSTA	1:09.816	13:50.757
5	18:07:59.285	M. DINAN	18:09:16.530	M. DINAN	1:17.245	6:10.636	35 Alpine Elf Team Oreca 07 - Gibson LMP2						
6	18:58:09.493	M. DINAN	18:59:30.993	C. EASTWOOD	1:21.500	7:32.136	1	14:37:22.815	A. NEGRÃO	14:38:33.596	A. NEGRÃO	1:10.781	1:10.781
7	20:00:45.195	C. EASTWOOD	20:02:11.814	C. EASTWOOD	1:26.619	8:58.755	2	15:22:37.343	A. NEGRÃO	15:24:06.406	M. ROJAS	1:29.063	2:39.844
8	21:00:34.442	C. EASTWOOD	21:02:03.692	C. EASTWOOD	1:29.250	10:28.005	3	16:06:22.977	M. ROJAS	16:07:33.787	O. CALDWELL	1:10.810	3:50.654
28 JOTA Oreca 07 - Gibson LMP2							4	16:51:38.194	O. CALDWELL	16:53:07.255	M. ROJAS	1:29.061	5:19.715
1	14:37:17.145	D. HEINEMEIER HANI	14:38:30.231	D. HEINEMEIER HANI	1:13.086	1:13.086	5	17:34:35.428	M. ROJAS	17:35:46.819	O. CALDWELL	1:11.391	6:31.106
2	15:20:32.613	D. HEINEMEIER HANI	15:21:57.564	O. RASMUSSEN	1:24.951	2:38.037	6	18:19:29.046	O. CALDWELL	18:20:55.375	M. ROJAS	1:26.329	7:57.435
3	16:05:35.955	O. RASMUSSEN	16:06:52.765	D. HEINEMEIER HANI	1:16.810	3:54.847	7	19:02:28.655	M. ROJAS	19:03:39.685	A. NEGRÃO	1:11.030	9:08.465
4	16:48:46.100	D. HEINEMEIER HANI	16:50:11.956	P. FITTIPALDI	1:25.856	5:20.703	8	19:48:06.596	A. NEGRÃO	19:49:33.099	O. CALDWELL	1:26.503	10:34.968
5	17:33:00.331	P. FITTIPALDI	17:34:14.068	P. FITTIPALDI	1:13.737	6:34.440	9	20:32:45.797	O. CALDWELL	20:33:57.535	O. CALDWELL	1:11.738	11:46.706
6	18:17:47.261	P. FITTIPALDI	18:19:13.804	O. RASMUSSEN	1:26.543	8:00.983	10	21:17:35.959	O. CALDWELL	21:19:04.617	A. NEGRÃO	1:28.658	13:15.364
7	19:01:58.910	O. RASMUSSEN	19:03:11.849	O. RASMUSSEN	1:12.939	9:13.922	36 Alpine Elf Team Oreca 07 - Gibson LMP2						
8	19:47:18.673	O. RASMUSSEN	19:48:44.254	P. FITTIPALDI	1:25.581	10:39.503	1	14:39:33.392	M. VAXIVIERE	14:40:44.586	M. VAXIVIERE	1:11.194	1:11.194
9	20:33:48.014	P. FITTIPALDI	20:35:14.892	O. RASMUSSEN	1:26.878	12:06.381	2	15:24:45.178	M. VAXIVIERE	15:26:24.954	J. CANAL	1:39.776	2:50.970
10	21:18:03.630	O. RASMUSSEN	21:19:17.524	O. RASMUSSEN	1:13.894	13:20.275	3	16:08:23.888	J. CANAL	16:09:33.686	C. MILESI	1:09.798	4:00.768
31 Team WRT Oreca 07 - Gibson LMP2							4	16:53:07.596	C. MILESI	16:54:33.972	J. CANAL	1:26.376	5:27.144

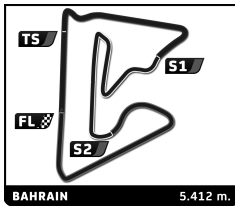




FIA WEC Bapco Energies 8 Hours of Bahrain Race

Pit Stop Analysis

No	In Time	In Driver	Out Time	Out Driver	Pit Time	T. Pit Time	No	In Time	In Driver	Out Time	Out Driver	Pit Time	T. Pit Time
5	17:35:53.947	J. CANAL	17:37:12.460	C. MILESI	1:18.513	6:45.657	3	17:06:58.337	D. RIGON	17:08:24.846	T. FLOHR	1:26.509	4:12.884
6	18:20:43.005	C. MILESI	18:22:08.939	J. CANAL	1:25.934	8:11.591	4	18:06:16.188	T. FLOHR	18:07:33.836	F. CASTELLACCI	1:17.648	5:30.532
7	19:05:17.925	J. CANAL	19:06:30.465	C. MILESI	1:12.540	9:24.131	5	19:10:21.821	F. CASTELLACCI	19:11:43.469	T. FLOHR	1:21.648	6:52.180
8	19:50:48.294	C. MILESI	19:52:13.400	M. VAXIVIERE	1:25.106	10:49.237	6	19:53:35.002	T. FLOHR	19:54:46.871	F. CASTELLACCI	1:11.869	8:04.049
9	20:35:10.045	M. VAXIVIERE	20:36:21.660	M. VAXIVIERE	1:11.615	12:00.852	7	20:57:22.736	F. CASTELLACCI	20:58:43.473	D. RIGON	1:20.737	9:24.786
10	21:19:48.205	M. VAXIVIERE	21:21:12.939	C. MILESI	1:24.734	13:25.586							
38	Hertz Team JOTA Porsche 963 HYPERCAR H						56	Project 1 - AO Porsche 911 RSR - 19 LMGTE Am					
1	14:58:52.411	W. STEVENS	15:00:13.290	W. STEVENS	1:20.879	1:20.879	1	14:16:41.434	P. HYETT	14:17:08.029	P. HYETT	26.595	26.595
2	15:59:49.745	W. STEVENS	16:01:16.231	Y. YE	1:26.486	2:47.365	2	15:04:47.098	P. HYETT	15:06:15.245	P. HYETT	1:28.147	1:54.742
3	16:59:37.908	Y. YE	17:01:01.183	Y. YE	1:23.275	4:10.640	3	16:12:48.364	P. HYETT	16:13:31.167	P. HYETT	42.803	2:37.545
4	17:59:58.682	Y. YE	18:01:23.969	A. DA COSTA	1:25.287	5:35.927	4	16:27:58.380	P. HYETT	16:29:23.219	M. CAIROLI	1:24.839	4:02.384
5	18:59:46.455	A. DA COSTA	19:01:11.371	A. DA COSTA	1:24.916	7:00.843	5	17:31:49.426	M. CAIROLI	17:33:18.439	G. JEANNETTE	1:29.013	5:31.397
6	19:27:45.018	A. DA COSTA	19:28:11.615	A. DA COSTA	26.597	7:27.440	6	18:36:40.136	G. JEANNETTE	18:38:09.299	G. JEANNETTE	1:29.163	7:00.560
7	20:03:09.724	A. DA COSTA	20:04:35.406	W. STEVENS	1:25.682	8:53.122	7	19:18:58.208	G. JEANNETTE	19:20:06.857	G. JEANNETTE	1:08.649	8:09.209
8	21:03:12.047	W. STEVENS	21:04:37.820	W. STEVENS	1:25.773	10:18.895	8	19:57:25.910	G. JEANNETTE	19:58:43.780	M. CAIROLI	1:17.870	9:27.079
							9	20:57:05.695	M. CAIROLI	20:58:30.753	M. CAIROLI	1:25.058	10:52.137
							10	21:56:38.632	M. CAIROLI	21:57:05.209	M. CAIROLI	26.577	11:18.714
41	Team WRT Oreca 07 - Gibson LMP2						57	Kessel Racing Ferrari 488 GTE Evo LMGTE Am					
1	14:39:28.160	R. ANDRADE	14:40:39.678	R. ANDRADE	1:11.518	1:11.518	1	15:02:19.609	T. KIMURA	15:03:48.298	T. KIMURA	1:28.689	1:28.689
2	15:24:34.566	R. ANDRADE	15:26:00.317	R. KUBICA	1:25.751	2:37.269	2	16:06:38.154	T. KIMURA	16:07:27.013	T. KIMURA	48.859	2:17.548
3	16:09:42.981	R. KUBICA	16:10:54.731	R. KUBICA	1:11.750	3:49.019	3	16:24:03.239	T. KIMURA	16:25:24.357	E. MASSON	1:21.118	3:38.666
4	16:54:11.641	R. KUBICA	16:55:39.667	R. ANDRADE	1:28.026	5:17.045	4	17:32:06.394	E. MASSON	17:33:34.633	E. MASSON	1:28.239	5:06.905
5	17:38:58.503	R. ANDRADE	17:40:22.969	L. DELÉTRAZ	1:24.466	6:41.511	5	18:40:23.135	E. MASSON	18:41:51.655	E. MASSON	1:28.520	6:35.425
6	18:23:29.857	L. DELÉTRAZ	18:24:42.214	L. DELÉTRAZ	1:12.357	7:53.868	6	19:49:17.966	E. MASSON	19:50:47.993	D. SERRA	1:30.027	8:05.452
7	19:07:59.644	L. DELÉTRAZ	19:09:31.770	R. KUBICA	1:32.126	9:25.994	7	20:55:18.329	D. SERRA	20:56:46.074	D. SERRA	1:27.745	9:33.197
8	19:53:15.779	R. KUBICA	19:54:29.131	R. KUBICA	1:13.352	10:39.346							
9	20:37:38.678	R. KUBICA	20:39:03.489	L. DELÉTRAZ	1:24.811	12:04.157	60	Iron Lynx Porsche 911 RSR - 19 LMGTE Am					
10	21:19:45.111	L. DELÉTRAZ	21:21:03.749	L. DELÉTRAZ	1:18.638	13:22.795	1	14:56:52.973	M. CRESSONI	14:58:15.326	M. CRESSONI	1:22.353	1:22.353
							2	15:59:32.483	M. CRESSONI	16:00:56.323	A. PICARIELLO	1:23.840	2:46.193
							3	17:03:24.617	A. PICARIELLO	17:04:52.265	A. PICARIELLO	1:27.648	4:13.841
							4	18:07:17.965	A. PICARIELLO	18:08:44.240	M. CRESSONI	1:26.275	5:40.116
							5	19:11:21.272	M. CRESSONI	19:12:27.152	A. PICARIELLO	1:05.880	6:45.996
50	Ferrari AF Corse Ferrari 499P HYPERCAR H						63	Prema Racing Oreca 07 - Gibson LMP2					
1	14:57:00.449	M. MOLINA	14:58:23.834	M. MOLINA	1:23.385	1:23.385	1	14:33:27.422	D. PIN	14:34:56.222	D. PIN	1:28.800	1:28.800
2	15:57:56.852	M. MOLINA	15:59:21.970	A. FUOCO	1:25.118	2:48.503	2	15:16:44.909	D. PIN	15:18:14.845	D. KVVAT	1:29.936	2:58.736
3	16:56:01.504	A. FUOCO	16:57:18.683	A. FUOCO	1:17.179	4:05.682	3	15:59:58.695	D. KVVAT	16:01:13.379	D. KVVAT	1:14.684	4:13.420
4	17:58:03.891	A. FUOCO	17:59:29.976	N. NIELSEN	1:26.085	5:31.767	4	16:42:46.486	D. KVVAT	16:44:14.546	D. PIN	1:28.060	5:41.480
5	19:00:09.029	N. NIELSEN	19:01:30.433	N. NIELSEN	1:21.404	6:53.171	5	17:25:05.951	D. PIN	17:26:30.677	M. BORTOLOTTI	1:24.726	7:06.206
6	20:01:17.101	N. NIELSEN	20:02:40.106	A. FUOCO	1:23.005	8:16.176	6	18:07:42.039	M. BORTOLOTTI	18:09:12.479	M. BORTOLOTTI	1:30.440	8:36.646
7	21:01:14.291	A. FUOCO	21:02:36.953	A. FUOCO	1:22.662	9:38.838	7	18:50:00.194	M. BORTOLOTTI	18:51:15.348	M. BORTOLOTTI	1:15.154	9:51.800
							8	19:33:20.241	M. BORTOLOTTI	19:34:49.778	D. KVVAT	1:29.537	11:21.337
							9	20:15:50.563	D. KVVAT	20:16:53.485	D. KVVAT	1:02.922	12:24.259
							10	20:44:32.790	D. KVVAT	20:46:00.982	M. BORTOLOTTI	1:28.192	13:52.451
							11	21:23:03.160	M. BORTOLOTTI	21:24:14.146	M. BORTOLOTTI	1:10.986	15:03.437
51	Ferrari AF Corse Ferrari 499P HYPERCAR H						77	Dempsey - Proton Racing Porsche 911 RSR - 19 LMGTE Am					
1	14:58:43.390	A. PIER GUIDI	15:00:07.206	A. PIER GUIDI	1:23.816	1:23.816	1	15:04:14.729	C. RIED	15:05:42.652	M. PEDERSEN	1:27.923	1:27.923
2	15:59:30.766	A. PIER GUIDI	16:00:54.574	J. CALADO	1:23.808	2:47.624	2	16:11:01.041	M. PEDERSEN	16:12:28.865	C. RIED	1:27.824	2:55.747
3	17:01:32.073	J. CALADO	17:02:52.781	J. CALADO	1:20.708	4:08.332							
4	18:01:51.777	J. CALADO	18:03:20.861	A. GIOVINAZZI	1:29.084	5:37.416							
5	19:03:57.811	A. GIOVINAZZI	19:05:18.061	A. GIOVINAZZI	1:20.250	6:57.666							
6	20:03:11.864	A. GIOVINAZZI	20:04:34.120	A. PIER GUIDI	1:22.256	8:19.922							
7	21:01:33.277	A. PIER GUIDI	21:02:56.264	A. PIER GUIDI	1:22.987	9:42.909							
54	AF Corse Ferrari 488 GTE Evo LMGTE Am												
1	14:51:47.234	T. FLOHR	14:53:04.421	F. CASTELLACCI	1:17.187	1:17.187							
2	15:58:48.694	F. CASTELLACCI	16:00:17.882	D. RIGON	1:29.188	2:46.375							



FIA WEC Bapco Energies 8 Hours of Bahrain Race

Pit Stop Analysis

No	In Time	In Driver	Out Time	Out Driver	Pit Time	T. Pit Time	No	In Time	In Driver	Out Time	Out Driver	Pit Time	T. Pit Time
3	17:18:16.355	C. RIED	17:19:05.189	C. RIED	48.834	3:44.581	4	17:59:32.066	G. MENEZES	18:00:56.543	N. MÜLLER	1:24.477	5:30.858
4	17:31:37.776	C. RIED	17:33:15.282	J. ANDLAUER	1:37.506	5:22.087	5	18:59:45.784	N. MÜLLER	19:01:05.796	N. MÜLLER	1:20.012	6:50.870
5	18:37:46.380	J. ANDLAUER	18:39:14.390	M. PEDERSEN	1:28.010	6:50.097	6	20:01:08.337	N. MÜLLER	20:02:35.922	L. DUVAL	1:27.585	8:18.455
6	19:44:49.109	M. PEDERSEN	19:46:25.797	M. PEDERSEN	1:36.688	8:26.785	7	21:01:34.707	L. DUVAL	21:02:58.856	G. MENEZES	1:24.149	9:42.604
7	20:51:06.896	M. PEDERSEN	20:52:33.717	J. ANDLAUER	1:26.821	9:53.606	98 Northwest AMR Aston Martin Vantage AMR LMGTE Am						
8	21:54:44.487	J. ANDLAUER	21:55:22.453	J. ANDLAUER	37.966	10:31.572	1	15:03:54.023	I. JAMES	15:05:18.968	I. JAMES	1:24.945	1:24.945
83 Richard Mille AF Corse Ferrari 488 GTE Evo LMGTE Am							2	16:11:20.047	I. JAMES	16:12:26.646	I. JAMES	1:06.599	2:31.544
1	14:53:51.240	L. PEREZ COMBANI	14:55:09.858	L. PEREZ COMBANI	1:18.618	1:18.618	3	16:42:53.802	I. JAMES	16:44:13.348	D. MANCINELLI	1:19.546	3:51.090
2	14:59:21.928	L. PEREZ COMBANI	15:00:14.097	L. PEREZ COMBANI	52.169	2:10.787	4	17:48:54.048	D. MANCINELLI	17:50:18.533	A. RIBERAS	1:24.485	5:15.575
3	15:22:50.410	L. PEREZ COMBANI	15:23:16.984	L. PEREZ COMBANI	26.574	2:37.361	5	18:52:51.883	A. RIBERAS	18:54:21.939	D. MANCINELLI	1:30.056	6:45.631
4	16:01:01.615	L. PEREZ COMBANI	16:02:30.741	L. WADOUX	1:29.126	4:06.487	6	19:45:30.521	D. MANCINELLI	19:45:57.261	D. MANCINELLI	26.740	7:12.371
5	17:07:38.301	L. WADOUX	17:09:12.908	L. WADOUX	1:34.607	5:41.094	7	19:58:06.688	D. MANCINELLI	19:59:29.422	D. MANCINELLI	1:22.734	8:35.105
6	18:14:17.431	L. WADOUX	18:15:33.732	L. WADOUX	1:16.301	6:57.395	8	21:00:08.839	D. MANCINELLI	21:01:32.228	A. RIBERAS	1:23.389	9:58.494
7	18:46:18.099	L. PEREZ COMBANI	18:47:30.187	L. WADOUX	1:12.088	8:09.483	99 Proton Competition Porsche 963 HYPERCAR H						
8	19:53:06.615	L. WADOUX	19:54:30.709	A. ROVERA	1:24.094	9:33.577	1	14:57:11.334	N. JANI	14:58:32.957	N. JANI	1:21.623	1:21.623
9	20:59:20.755	A. ROVERA	21:00:47.006	A. ROVERA	1:26.251	10:59.828	2	15:56:35.330	N. JANI	15:58:02.000	H. TINCKNELL	1:26.670	2:48.293
85 Iron Dames Porsche 911 RSR - 19 LMGTE Am							3	16:54:47.972	H. TINCKNELL	16:56:15.257	H. TINCKNELL	1:27.285	4:15.578
1	15:01:13.262	S. BOVY	15:02:40.901	S. BOVY	1:27.639	1:27.639	4	17:53:01.367	H. TINCKNELL	17:54:27.832	G. BRUNI	1:26.465	5:42.043
2	16:06:31.440	S. BOVY	16:07:56.503	M. GATTING	1:25.063	2:52.702	5	18:49:29.783	G. BRUNI	18:50:51.639	G. BRUNI	1:21.856	7:03.899
3	17:10:39.371	M. GATTING	17:12:05.345	S. BOVY	1:25.974	4:18.676	6	19:43:03.589	G. BRUNI	19:45:23.520	N. JANI	2:19.931	9:23.830
4	18:00:46.740	S. BOVY	18:02:03.398	R. FREY	1:16.658	5:35.334	7	20:40:14.185	N. JANI	20:41:39.762	H. TINCKNELL	1:25.577	10:49.407
5	19:02:52.097	R. FREY	19:04:17.262	R. FREY	1:25.165	7:00.499	8	21:21:36.524	H. TINCKNELL	21:22:38.712	H. TINCKNELL	1:02.188	11:51.595
6	20:03:36.770	R. FREY	20:04:58.483	M. GATTING	1:21.713	8:22.212	777 D'Station Racing Aston Martin Vantage AMR LMGTE Am						
7	21:01:38.199	M. GATTING	21:03:00.836	M. GATTING	1:22.637	9:44.849	1	14:59:25.609	L. TALBOT	15:00:48.862	L. TALBOT	1:23.253	1:23.253
86 GR Racing Porsche 911 RSR - 19 LMGTE Am							2	16:04:42.952	L. TALBOT	16:06:14.269	L. TALBOT	1:31.317	2:54.570
1	15:04:50.141	M. WAINWRIGHT	15:06:18.537	R. PERA	1:28.396	1:28.396	3	16:57:35.464	L. TALBOT	16:58:55.659	C. STEVENSON	1:20.195	4:14.765
2	16:07:44.230	R. PERA	16:09:08.617	B. BARKER	1:24.387	2:52.783	4	17:59:24.998	C. STEVENSON	18:00:52.713	C. STEVENSON	1:27.715	5:42.480
3	17:11:41.261	B. BARKER	17:13:19.253	M. WAINWRIGHT	1:37.992	4:30.775	5	19:01:13.238	C. STEVENSON	19:02:38.466	T. FUJII	1:25.228	7:07.708
4	18:21:46.662	M. WAINWRIGHT	18:22:50.293	M. WAINWRIGHT	1:03.631	5:34.406	6	20:03:57.559	T. FUJII	20:05:25.703	C. STEVENSON	1:28.144	8:35.852
5	18:51:38.700	M. WAINWRIGHT	18:53:05.046	R. PERA	1:26.346	7:00.752	7	21:03:55.320	C. STEVENSON	21:05:19.382	C. STEVENSON	1:24.062	9:59.914
6	19:56:13.507	R. PERA	19:57:40.570	R. PERA	1:27.063	8:27.815	93 Peugeot TotalEnergies Peugeot 9X8 HYPERCAR H						
7	21:00:11.359	R. PERA	21:01:38.548	B. BARKER	1:27.189	9:55.004	1	14:59:18.631	J. VERGNE	15:00:42.401	J. VERGNE	1:23.770	1:23.770
94 Peugeot TotalEnergies Peugeot 9X8 HYPERCAR H							2	16:00:36.201	J. VERGNE	16:02:02.190	M. JENSEN	1:25.989	2:49.759
1	14:57:22.999	L. DUVAL	14:58:45.422	L. DUVAL	1:22.423	1:22.423	3	16:45:48.184	M. JENSEN	16:46:14.790	M. JENSEN	26.606	3:16.365
2	15:58:33.784	L. DUVAL	15:59:57.822	G. MENEZES	1:24.038	2:46.461	4	17:01:30.907	M. JENSEN	17:02:54.062	M. JENSEN	1:23.155	4:39.520
3	16:58:52.782	G. MENEZES	17:00:12.702	G. MENEZES	1:19.920	4:06.381	5	18:02:09.168	M. JENSEN	18:03:41.923	P. DI RESTA	1:32.755	6:12.275
							6	19:02:35.816	P. DI RESTA	19:03:58.822	P. DI RESTA	1:23.006	7:35.281
							7	20:03:59.888	P. DI RESTA	20:05:26.681	J. VERGNE	1:26.793	9:02.074
							8	21:04:19.735	J. VERGNE	21:05:45.625	M. JENSEN	1:25.890	10:27.964