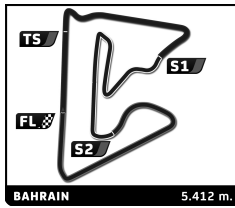


FIA WEC Rookie Test Morning session

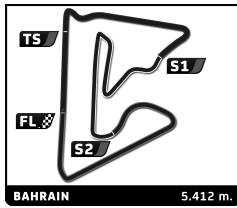
Sector Analysis

Lap under Red Flag											Invalidated Lap	Personal Best	Session Best	B Crossing the pit lane	
Lap	D	Time	Sector 1	Sector 2	Sector 3	T. Spd	Elapsed	Lap	D	Time	Sector 1	Sector 2	Sector 3	T. Spd	Elapsed
2		Cadillac Racing					Cadillac V-Series.R HYPERCAR H								
		1.Nicolas VARRONE			3.Alex LYNN										
		2.Kyffin SIMPSON													
1	3	4:36.376	3:10.183	49.227	36.966	140.0	4:36.376	12	1	2:08.305	B 38.283	45.797	44.225	198.1	41:29.145
2	3	1:58.486	36.208	44.591	37.687	240.3	6:34.862	13	1	8:31.155	7:12.035	42.995	36.125	139.3	50:00.300
3	3	1:49.444	34.457	40.740	34.247	261.1	8:24.306	14	1	1:54.038	35.725	42.575	35.738	254.4	51:54.338
4	3	1:49.455	34.367	40.690	34.398	287.4	10:13.761	15	1	1:53.842	35.656	42.565	35.621	248.5	53:48.180
5	3	2:05.791	B 41.952	43.666	40.173	208.0	12:19.552	16	1	2:05.592	B 38.652	44.713	42.227	173.9	55:53.772
6	2	14:24.586	...	44.149	35.617	147.8	26:44.138	17	1	17:54.813	...	43.867	36.128	143.3	1:13:48.585
7	2	1:52.169	35.254	41.778	35.137	272.3	28:36.307	18	1	1:56.585	36.195	43.393	36.997	233.5	1:15:45.170
8	2	1:52.777	35.009	42.902	34.866	283.7	30:29.084	19	1	2:21.605	B 41.368	51.558	48.679	240.3	1:18:06.775
9	2	1:51.268	34.846	41.386	35.036	280.0	32:20.352	20	1	9:05.720	7:45.333	43.898	36.489	177.1	1:27:12.495
10	2	2:57.064	B 1:05.600	1:00.172	51.292	204.8	35:17.416	21	1	1:54.871	35.780	43.125	35.966	252.6	1:29:07.366
11	1	11:13.094	9:53.614	43.654	35.826	163.2	46:30.510	22	1	1:54.063	35.565	42.671	35.827	264.3	1:31:01.429
12	1	1:54.173	36.182	42.548	35.443	249.1	48:24.683	23	1	2:05.443	B 37.695	44.904	42.844	204.8	1:33:06.872
13	1	1:52.374	35.233	41.939	35.202	257.4	50:17.057	24	1	4:13.800	2:54.656	43.221	35.923	174.8	1:37:20.672
14	1	1:52.816	35.136	42.216	35.464	261.1	52:09.873	25	1	1:55.025	35.768	43.030	36.227	259.2	1:39:15.697
15	1	1:52.389	35.299	41.917	35.173	274.3	54:02.262	26	1	1:55.638	36.141	43.447	36.050	260.5	1:41:11.335
16	1	1:53.279	35.320	42.380	35.579	271.6	55:55.541	27	1	2:04.853	36.488	48.594	39.771	270.9	1:43:16.188
17	1	1:52.730	35.218	42.301	35.211	263.0	57:48.271	28	1	1:55.812	36.181	43.379	36.252	267.6	1:45:12.000
18	1	1:52.724	35.354	41.960	35.410	252.0	59:40.995	29	1	2:10.522	B 38.532	46.873	45.117	187.5	1:47:22.522
19	1	1:55.735	35.520	44.934	35.281	264.9	1:01:36.730	30	1	3:37.807	2:17.001	44.113	36.693	173.1	1:51:00.329
20	1	1:58.120	B 35.367	42.230	40.523	282.2	1:03:34.850	31	1	1:55.607	35.855	43.472	36.280	265.6	1:52:55.936
21	1	14:58.473	...	45.491	35.407	140.5	1:18:33.323	32	1	1:55.616	36.085	43.392	36.139	261.7	1:54:51.552
22	1	1:56.134	35.724	43.188	37.222	255.0	1:20:29.457	33	1	1:56.326	36.281	43.751	36.294	245.2	1:56:47.878
23	1	1:50.091	34.551	41.057	34.483	276.4	1:22:19.548	34	1	1:56.077	35.904	43.683	36.490	263.0	1:58:43.955
24	1	1:50.048	34.515	41.057	34.476	279.3	1:24:09.596	35	1	2:10.635	B 38.591	47.237	44.807	212.5	2:00:54.590
25	1	2:15.032	36.566	53.782	44.684	288.2	1:26:24.628								
26	1	1:51.277	34.787	41.670	34.820	273.6	1:28:15.905								
27	1	1:51.024	34.871	41.301	34.852	267.6	1:30:06.929								
28	1	1:55.148	B 34.746	41.507	38.895	278.6	1:32:02.077								
29	1	8:17.484	6:59.142	42.617	35.725	170.1	1:40:19.561								
30	1	1:52.448	34.918	41.665	35.865	277.1	1:42:12.009								
31	1	1:51.750	34.998	41.723	35.029	272.9	1:44:03.759								
32	1	1:53.950	35.276	43.556	35.118	275.7	1:45:57.709								
33	1	1:52.474	35.376	41.983	35.115	279.3	1:47:50.183								
34	1	1:52.810	35.210	42.349	35.251	269.6	1:49:42.993								
35	1	1:52.632	35.098	42.187	35.347	275.7	1:51:35.625								
36	1	1:57.079	B 35.483	42.168	39.428	279.3	1:53:32.704								
4		Floyd Vanwall Racing Team					Vanwall Vandervell 680 HYPERCAR								
		1.Job VAN UITERT			2.Esteban GUERRIERI										
1	1	11:15.129	9:46.752	50.366	38.011	117.8	11:15.129								
2	1	1:55.982	36.912	43.233	35.837	213.7	13:11.111								
3	1	1:54.513	35.882	43.237	35.394	235.1	15:05.624								
4	1	1:53.940	35.611	42.616	35.713	239.2	16:59.564								
5	1	1:53.304	35.365	42.452	35.487	258.0	18:52.868								
6	1	2:02.781	35.763	46.267	40.751	249.1	20:55.649								
7	1	1:53.489	35.411	42.552	35.526	263.6	22:49.138								
8	1	2:09.562	B 39.704	44.953	44.905	167.0	24:58.700								
9	1	10:32.865	9:12.693	43.946	36.226	154.1	35:31.565								
10	1	1:54.294	35.681	42.841	35.772	247.4	37:25.859								
11	1	1:54.981	36.379	42.918	35.684	255.0	39:20.840								
5		Porsche Penske Motorsport					Porsche 963 HYPERCAR H								
		1.Laurens VANTHOOR			2.Thomas PREINING										
1	1	27:37.679	...	45.092	35.872	126.4	27:37.679								
2	1	1:51.777	35.187	41.779	34.811	253.8	29:29.456								
3	1	1:53.298	35.988	42.434	34.876	293.7	31:22.754								
4	1	1:50.794	34.633	41.291	34.870	277.8	33:13.548								
5	1	1:50.543	34.582	41.337	34.624	287.4	35:04.091								
6	1	1:50.464	34.651	41.155	34.658	292.9	36:54.555								
7	1	1:50.962	34.649	41.378	34.935	288.2	38:45.517								
8	1	2:00.267	B 34.999	44.725	40.543	282.9	40:45.784								
9	2	19:33.834	...	49.987	39.546	80.9	1:00:19.618								
10	2	1:58.900	38.074	44.579	36.247	226.2	1:02:18.518								
11	2	1:52.842	35.348	42.194	35.300	268.9	1:04:11.360								
12	2	1:52.063	35.307	41.647	35.109	281.5	1:06:03.423								
13	2	1:52.745	34.854	42.639	35.252	278.6	1:07:56.168								
14	2	1:51.615	34.622	41.470	35.523	282.9	1:09:47.783								
15	2	1:52.481	35.124	42.004	35.353	278.6	1:11:40.264								
16	2	1:53.280	34.885	42.153	36.242	278.6	1:13:33.544								
17	2	1:52.843	35.098	42.274	35.471	273.6	1:15:26.387								
18	2	1:53.036	35.323	42.179	35.534	280.0	1:17:19.423								
19	2	1:53.501	35.476	42.527	35.498	285.2	1:19:12.924								
20	2	1:57.472	B 35.113	42.083	40.276	281.5	1:21:10.396								
21	2	12:25.680	...	42.872	35.496	157.5	1:33:36.076								
22	2	1:53.247	35.273	42.204	35.770	274.3	1:35:29.323								
23	2	1:53.807	35.780	42.353	35.674	285.9	1:37:23.130								
24	2	1:59.997	35.086	48.762	36.149	276.4	1:39:23.127								
25	2	1:53.435	35.434	42.399	35.602	284.4	1:41:16.562								
26	2	1:52.430	34.924	42.022	35.484	282.2	1:43:08.992								



FIA WEC Rookie Test Morning session Sector Analysis

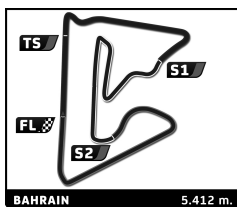
Lap under Red Flag								Invalidated Lap		Personal Best		Session Best		B Crossing the pit lane	
Lap	D	Time	Sector 1	Sector 2	Sector 3	T. Spd	Elapsed	Lap	D	Time	Sector 1	Sector 2	Sector 3	T. Spd	Elapsed
7 Toyota Gazoo Racing 1. Jose Maria LOPEZ 2. Joshua PIERSON 3. Jack HAWKSWORTH 4. Ben BARNICOAT Toyota GR010 HYBRID HYPERCAR H															
1	1	2:25.587 B	52.476	48.728	44.383	134.3	2:25.587								
2	2	5:30.361 B	3:56.789	48.943	44.629	167.5	7:55.948								
3	4	4:36.861 B	3:01.761	48.228	46.872	126.3	12:32.809								
4	3	5:38.270 B	4:07.881	46.869	43.520	130.9	18:11.079								
5	1	17:54.300 B	...	47.627	39.575	143.7	36:05.379								
6	2	4:20.972	2:59.861	44.482	36.629	169.3	40:26.351								
7	2	1:54.156	35.936	42.524	35.696	255.0	42:20.507								
8	2	1:53.155	35.424	42.401	35.330	265.6	44:13.662								
9	2	1:53.877	35.355	42.435	36.087	270.9	46:07.539								
10	2	1:53.121	35.469	42.424	35.228	264.3	48:00.660								
11	2	1:52.320	35.261	42.001	35.058	268.9	49:52.980								
12	2	1:52.265	35.172	42.055	35.038	266.9	51:45.245								
13	2	1:52.289	35.328	41.948	35.013	270.2	53:37.534								
14	2	1:52.047	35.081	41.989	34.977	275.0	55:29.581								
15	2	1:58.122 B	35.097	42.164	40.861	275.7	57:27.703								
16	4	10:51.099	9:33.582	42.088	35.429	153.5	1:08:18.802								
17	4	1:52.284	35.345	41.747	35.192	246.8	1:10:11.086								
18	4	1:52.338	35.192	41.635	35.511	267.6	1:12:03.424								
19	4	1:51.728	35.180	41.454	35.094	275.7	1:13:55.152								
20	4	1:51.749	35.034	41.699	35.016	265.6	1:15:46.901								
21	4	1:52.623	35.718	41.909	34.996	217.2	1:17:39.524								
22	4	1:53.819	35.176	42.713	35.930	271.6	1:19:33.343								
23	4	1:51.993	35.072	41.863	35.058	277.1	1:21:25.336								
24	4	1:51.860	35.088	41.767	35.005	276.4	1:23:17.196								
25	4	1:57.308 B	35.360	42.343	39.605	277.1	1:25:14.504								
26	3	10:29.150	9:09.282	43.973	35.895	142.8	1:35:43.654								
27	3	1:55.407	36.128	43.313	35.966	237.1	1:37:39.061								
28	3	1:54.255	35.685	42.876	35.694	245.2	1:39:33.316								
29	3	1:54.734	35.963	42.860	35.911	243.0	1:41:28.050								
30	3	1:54.749	35.868	42.682	36.199	246.8	1:43:22.799								
31	3	1:55.182	35.800	43.251	36.131	261.1	1:45:17.981								
32	3	1:54.886	35.867	43.021	35.998	263.6	1:47:12.867								
33	3	1:54.511	35.692	42.858	35.961	264.3	1:49:07.378								
34	3	1:54.538	35.611	42.852	36.075	268.2	1:51:01.916								
35	3	1:59.595 B	35.809	43.396	40.390	253.2	1:53:01.511								
9 Prema Racing 1. PJ HYETT 2. Harry TINCKNELL 3. Mikkel PEDERSEN Oreca 07 - Gibson LMP2															
1	2	2:48:13.358	...	47.672	38.086	150.7	1:48:13.358								
2	2	2:02.138 B	37.040	44.039	41.059	245.2	1:50:15.496								
3	2	8:13.868	6:48.980	46.399	38.489	137.9	1:58:29.364								
4	2	2:00.870	37.841	44.946	38.083	239.2	2:00:30.234								
21 AF Corse 1. Christoph ULRICH Ferrari 488 GTE Evo LMGTE Am															
1	1	2:36.080	1:03.908	51.338	40.834	110.8	2:36.080								
2	1	2:07.028	39.813	47.393	39.822	218.9	4:43.108								
3	1	2:04.538	38.739	46.354	39.445	248.0	6:47.646								
4	1	2:04.210	39.361	45.514	39.335	244.1	8:51.856								
5	1	2:03.208	38.656	45.396	39.156	246.3	10:55.064								
6	1	2:02.926	38.687	45.137	39.102	250.8	12:57.990								
7	1	2:02.626	38.616	45.045	38.965	250.8	15:00.616								
8	1	2:02.916	38.214	45.459	39.243	253.2	17:03.532								
9	1	2:03.230	38.436	45.631	39.163	251.4	19:06.762								
10	1	2:03.934	38.372	45.815	39.747	251.4	21:10.696								
11	1	2:11.374 B	38.533	46.751	46.090	250.8	23:22.070								
12	1	3:39.473	2:09.775	49.562	40.136	137.7	27:01.543								
13	1	2:05.532	39.209	46.338	39.985	237.1	29:07.075								
14	1	2:04.958	38.827	46.306	39.825	245.7	31:12.033								
15	1	2:04.808	38.977	45.959	39.872	253.2	33:16.841								
16	1	2:05.315	38.928	46.237	40.150	253.8	35:22.156								
17	1	2:05.534	38.767	46.462	40.305	253.8	37:27.690								
18	1	2:05.962	39.734	46.119	40.109	255.0	39:33.652								
19	1	2:13.796 B	39.645	47.872	46.279	249.7	41:47.448								
20	1	35:43.928	...	47.990	40.462	110.0	1:17:31.376								
21	1	2:07.872	39.205	46.807	41.860	248.0	1:19:39.248								
22	1	2:08.508	40.055	48.298	40.155	247.4	1:21:47.756								
23	1	2:06.274	39.370	46.643	40.261	240.3	1:23:54.030								
24	1	2:06.327	39.391	46.770	40.166	247.4	1:26:00.357								
25	1	2:16.276	39.951	55.653	40.672	246.8	1:28:16.633								
26	1	2:13.630 B	39.433	47.291	46.906	239.2	1:30:30.263								
27	1	3:33.049	2:06.480	47.350	39.219	126.0	1:34:03.312								
28	1	2:03.424	38.777	45.358	39.289	233.5	1:36:06.736								
29	1	2:02.318	38.246	45.089	38.983	245.7	1:38:09.054								
30	1	2:01.838	38.165	44.920	38.753	252.0	1:40:10.892								
31	1	2:01.899	38.052	44.945	38.902	253.2	1:42:12.791								
32	1	2:01.498	38.102	44.663	38.733	253.8	1:44:14.289								
33	1	2:02.716	38.594	45.048	39.074	255.0	1:46:17.005								
34	1	2:01.679	38.063	45.027	38.589	253.8	1:48:18.684								
35	1	2:02.006	38.249	45.039	38.718	254.4	1:50:20.690								
36	1	2:03.034	38.370	45.179	39.485	254.4	1:52:23.724								
37	1	2:04.903	39.394	45.620	39.889	253.2	1:54:28.627								
38	1	2:09.515 B	38.739	45.854	44.922	246.8	1:56:38.142								
23 United Autosports 1. Daniel SCHNEIDER 2. Oliver JARVIS Oreca 07 - Gibson LMP2															
1	2	11:25.857	9:56.109	46.445	43.303	155.7	11:25.857								
2	2	1:56.338	36.545	43.289	36.504	250.8	13:22.195								
3	2	2:01.025	37.151	43.877	39.997	272.3	15:23.220								
4	2	1:56.037	36.334	43.161	36.542	248.0	17:19.257								
5	2	1:59.988 B	36.199	43.294	40.495	261.1	19:19.245								
6	1	25:35.048	...	50.039	41.562	134.1	44:54.293								
7	1	2:06.551	39.888	47.933	38.730	238.7	47:00.844								
8	1	2:02.915	38.553	46.013	38.349	236.6	49:03.759								
9	1	2:02.604	38.411	45.948	38.245	250.3	51:06.363								



FIA WEC Rookie Test Morning session

Sector Analysis

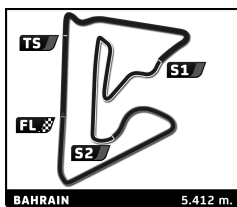
Lap under Red Flag							Invalidated Lap		Personal Best		Session Best		B Crossing the pit lane		
Lap	D	Time	Sector 1	Sector 2	Sector 3	T. Spd	Elapsed	Lap	D	Time	Sector 1	Sector 2	Sector 3	T. Spd	Elapsed
33		Corvette Racing		3. Timur BOGUSLAVSKIY		Chevrolet Corvette C8.R		34		Inter Europol Competition		Oreca 07 - Gibson		LMP2	
		1. Nicky CATSBURG				LMGTE Am				1. Clement NOVALAK					
		2. Antoine DOQUIN													
1	1	2:25.160	55.293	50.679	39.188	109.2	2:25.160	1	1	36:02.086 B	...	49.701	46.635	77.1	36:02.086
2	1	2:00.211	37.987	43.988	38.236	246.8	4:25.371	2	1	4:03.621	2:36.374	48.279	38.968	143.7	40:05.707
3	1	1:59.536	37.696	43.673	38.167	249.7	6:24.907	3	1	2:03.973	38.925	46.166	38.882	239.7	42:09.680
4	1	1:59.453	37.759	43.695	37.999	250.3	8:24.360	4	1	1:59.317	37.671	44.541	37.105	262.4	44:08.997
5	1	2:07.357 B	38.269	45.561	43.527	250.8	10:31.717	5	1	1:59.493	37.195	44.733	37.565	261.7	46:08.490
6	2	4:53.960	3:21.541	49.651	42.768	122.6	15:25.677	6	1	1:58.747	37.218	44.509	37.020	256.8	48:07.237
7	2	2:07.356	39.860	47.673	39.823	239.7	17:33.033	7	1	1:58.352	37.029	44.176	37.147	262.4	50:05.589
8	2	2:03.851	38.625	45.983	39.243	246.8	19:36.884	8	1	1:58.151	36.751	44.249	37.151	258.0	52:03.740
9	2	2:04.147	39.662	45.683	38.802	246.8	21:41.031	9	1	2:18.037 B	45.782	45.545	46.710	267.6	54:21.777
10	2	2:05.490	40.899	45.606	38.985	249.7	23:46.521	10	1	17:23.935	...	48.788	39.211	76.1	1:11:45.712
11	2	2:08.343 B	38.531	45.636	44.176	247.4	25:54.864	11	1	2:00.922	39.098	44.398	37.426	216.7	1:13:46.634
12	2	3:40.708	2:15.322	46.266	39.120	149.3	29:35.572	12	1	1:56.444	36.456	43.426	36.562	261.7	1:15:43.078
13	2	2:02.855	38.548	45.162	39.145	248.0	31:38.427	13	1	2:03.761	38.139	47.997	37.625	260.5	1:17:46.839
14	2	2:02.493	38.284	45.629	38.580	248.0	33:40.920	14	1	1:56.454	36.423	43.357	36.674	264.9	1:19:43.293
15	2	2:02.372	38.310	45.084	38.978	249.7	35:43.292	15	1	2:11.994	42.604	48.888	40.502	257.4	1:21:55.287
16	2	2:02.999	38.582	45.566	38.851	249.7	37:46.291	16	1	1:57.087	36.653	43.554	36.880	258.6	1:23:52.374
17	2	2:02.179	38.292	45.126	38.761	249.7	39:48.470	17	1	1:56.738	36.493	43.296	36.949	258.6	1:25:49.112
18	2	2:07.009 B	38.297	45.118	43.594	249.7	41:55.479	18	1	1:56.493	36.332	43.502	36.659	258.0	1:27:45.605
19	3	15:04.292	...	46.704	39.910	150.9	56:59.771	19	1	2:02.554 B	36.399	43.597	42.558	257.4	1:29:48.159
20	3	3:14.082 B	39.383	1:08.201	1:26.498	238.2	1:00:13.853	20	1	15:44.108	...	50.369	39.675	90.3	1:45:32.267
21	3	4:38.623	3:11.837	46.899	39.887	158.0	1:04:52.476	21	1	2:02.966	40.532	44.683	37.751	221.6	1:47:35.233
22	3	2:03.693	38.849	45.611	39.233	244.6	1:06:56.169	22	1	1:57.144	37.059	43.492	36.593	235.1	1:49:32.377
23	3	2:04.257	38.508	46.147	39.602	247.4	1:09:00.426	23	1	1:54.876	35.989	42.717	36.170	261.7	1:51:27.253
24	3	2:03.559	38.746	45.617	39.196	247.4	1:11:03.985	24	1	1:54.283	35.916	42.360	36.007	263.6	1:53:21.536
25	3	2:02.937	38.730	45.238	38.969	248.0	1:13:06.922	25	1	2:04.974	39.122	46.972	38.880	261.7	1:55:26.510
26	3	2:03.575	39.115	45.229	39.231	249.7	1:15:10.497	26	1	1:54.283	35.823	42.420	36.040	265.6	1:57:20.793
27	3	2:03.261	38.475	45.635	39.151	248.5	1:17:13.758	27	1	2:13.034 B	42.161	46.175	44.698	264.3	1:59:33.827
28	3	2:04.388	39.302	45.685	39.401	250.3	1:19:18.146								
29	3	2:04.674	38.868	45.543	40.263	246.8	1:21:22.820								
30	3	2:03.490	38.861	45.403	39.226	246.3	1:23:26.310								
31	3	2:07.811 B	38.681	45.531	43.599	249.1	1:25:34.121								
38		Hertz Team JOTA		1. Norman NATO		Porsche 963		38		Hertz Team JOTA		Porsche 963		HYPERCAR H	
		2. William STEVENS													
1	2	2:10.336	45.906	47.979	36.451	140.0	2:10.336	1	2	2:10.336	45.906	47.979	36.451	140.0	2:10.336
2	2	1:52.858	35.867	42.558	34.433	222.0	4:03.194	2	2	1:52.858	35.867	42.558	34.433	222.0	4:03.194
3	2	1:48.625	34.162	40.759	33.704	262.4	5:51.819	3	2	1:48.625	34.162	40.759	33.704	262.4	5:51.819
4	2	1:48.627	33.998	40.706	33.923	278.6	7:40.446	4	2	1:48.627	33.998	40.706	33.923	278.6	7:40.446
5	2	1:58.710 B	35.191	42.683	40.836	252.0	9:39.156	5	2	1:58.710 B	35.191	42.683	40.836	252.0	9:39.156
6	1	16:36.904	...	45.074	36.225	146.0	26:16.060	6	1	16:36.904	...	45.074	36.225	146.0	26:16.060
7	1	1:55.835	35.425	43.017	37.393	248.0	28:11.895	7	1	1:55.835	35.425	43.017	37.393	248.0	28:11.895
8	1	1:52.417	34.978	42.183	35.256	249.7	30:04.312	8	1	1:52.417	34.978	42.183	35.256	249.7	30:04.312
9	1	1:52.013	34.826	42.068	35.119	256.8	31:56.325	9	1	1:52.013	34.826	42.068	35.119	256.8	31:56.325
10	1	1:51.791	34.771	42.048	34.972	269.6	33:48.116	10	1	1:51.791	34.771	42.048	34.972	269.6	33:48.116
11	1	1:53.215	34.690	42.083	36.442	277.1	35:41.331	11	1	1:53.215	34.690	42.083	36.442	277.1	35:41.331
12	1	1:59.344	35.619	46.845	36.880	280.0	37:40.675	12	1	1:59.344	35.619	46.845	36.880	280.0	37:40.675
13	1	1:52.171	34.774	41.769	35.628	268.9	39:32.846	13	1	1:52.171	34.774	41.769	35.628	268.9	39:32.846
14	1	1:58.677	34.836	42.063	41.778	263.6	41:31.523	14	1	1:58.677	34.836	42.063	41.778	263.6	41:31.523
15	1	1:51.325	34.903	41.722	34.700	273.6	43:22.848	15	1	1:51.325	34.903	41.722	34.700	273.6	43:22.848
16	1	1:50.870	34.632	41.491	34.747	271.6	45:13.718	16	1	1:50.870	34.632	41.491	34.747	271.6	45:13.718
17	1	1:57.681 B	35.058	42.121	40.502	273.6	47:11.399	17	1	1:57.681 B	35.058	42.121	40.502	273.6	47:11.399
18	1	48:49.542	...	46.676	37.095	145.1	1:36:00.941	18	1	48:49.542	...	46.676	37.095	145.1	1:36:00.941
19	1	1:54.227	35.436	42.999	35.792	260.5	1:37:55.168	19	1	1:54.227	35.436	42.999	35.792	260.5	1:37:55.168
20	1	1:53.291	35.535	42.242	35.514	272.3	1:39:48.459	20	1	1:53.291	35.535	42.242	35.514	272.3	1:39:48.459



FIA WEC
Rookie Test
Morning session

Sector Analysis

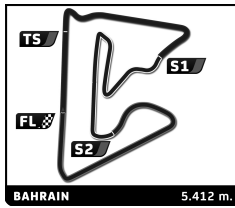
Lap under Red Flag								Invalidated Lap		Personal Best		Session Best		B Crossing the pit lane	
Lap	D	Time	Sector 1	Sector 2	Sector 3	T. Spd	Elapsed	Lap	D	Time	Sector 1	Sector 2	Sector 3	T. Spd	Elapsed
41 Team WRT								Oreca 07 - Gibson LMP2							
1.Valentino ROSSI								2.Charles WEERTS							
1	2	2:59.934	1:14.106	1:07.024	38.804	151.8	2:59.934								
2	2	1:59.267	37.511	44.548	37.208	231.0	4:59.201								
3	2	1:57.785	37.158	43.788	36.839	245.7	6:56.986								
4	2	1:58.723	37.418	44.558	36.747	237.6	8:55.709								
5	2	1:57.904	37.170	43.499	37.235	256.8	10:53.613								
6	2	1:56.673	36.685	43.394	36.594	249.1	12:50.286								
7	2	1:56.604	36.734	43.205	36.665	261.7	14:46.890								
8	2	1:57.922	37.077	43.429	37.416	261.1	16:44.812								
9	2	1:57.635	37.166	43.380	37.089	254.4	18:42.447								
10	2	1:57.893	37.459	43.520	36.914	237.1	20:40.340								
11	2	1:58.173	36.944	44.160	37.069	245.7	22:38.513								
12	2	1:58.160	36.986	43.713	37.461	259.9	24:36.673								
13	2	1:57.826	37.094	43.845	36.887	243.5	26:34.499								
14	2	2:03.363 B	36.865	43.684	42.814	255.6	28:37.862								
15	2	14:26.019	...	45.701	37.336	160.1	43:03.881								
16	2	1:56.159	36.782	43.024	36.353	249.7	45:00.040								
17	2	1:55.951	36.489	42.985	36.477	252.6	46:55.991								
18	2	1:57.177	36.608	43.905	36.664	252.0	48:53.168								
19	2	1:55.789	36.434	42.871	36.484	259.2	50:48.957								
20	2	1:55.839	36.471	42.844	36.524	255.6	52:44.796								
21	2	1:55.922	36.613	42.779	36.530	253.8	54:40.718								
22	2	1:56.127	36.454	43.077	36.596	252.0	56:36.845								
23	2	1:56.103	36.577	42.957	36.569	253.2	58:32.948								
24	2	1:56.271	36.654	43.115	36.502	248.5	1:00:29.219								
25	2	1:56.709	36.608	42.982	37.119	247.4	1:02:25.928								
26	2	1:56.680	36.738	43.144	36.798	246.8	1:04:22.608								
27	2	1:56.305	36.591	43.065	36.649	251.4	1:06:18.913								
28	2	1:56.377	36.588	43.186	36.603	252.0	1:08:15.290								
29	2	2:01.390 B	36.663	43.354	41.373	253.2	1:10:16.680								
30	2	21:18.359	...	44.118	37.118	166.2	1:31:35.039								
31	2	1:56.692	36.519	43.293	36.880	265.6	1:33:31.731								
32	2	1:59.588	37.298	43.689	38.601	261.7	1:35:31.319								
33	2	1:58.136	36.859	43.529	37.748	264.9	1:37:29.455								
34	2	1:58.622	37.302	43.615	37.705	269.6	1:39:28.077								
35	2	2:01.812 B	36.933	43.545	41.334	263.6	1:41:29.889								
36	2	5:08.469	3:44.185	46.509	37.775	158.4	1:46:38.358								
37	2	1:57.494	36.881	43.855	36.758	240.8	1:48:35.852								
38	2	1:54.968	36.072	42.670	36.226	267.6	1:50:30.820								
39	2	1:55.022	36.333	42.583	36.106	270.9	1:52:25.842								
40	2	2:00.589	36.687	43.465	40.437	266.9	1:54:26.431								
41	2	2:03.102	36.556	46.435	40.111	261.1	1:56:29.533								
42	2	1:59.902 B	36.254	43.148	40.500	270.2	1:58:29.435								
46 Team WRT								Oreca 07 Gibson LMP2							
1.Charles WEERTS								2.Valentino ROSSI							
1	2	2:37.192	1:08.303	48.240	40.649	148.2	2:37.192								
2	2	2:03.545	38.181	47.474	37.890	226.2	4:40.737								
3	2	1:59.237	37.296	44.483	37.458	261.7	6:39.974								
4	2	1:59.453	37.075	44.499	37.879	268.2	8:39.427								
5	2	1:59.850	37.695	44.621	37.534	269.6	10:39.277								
6	2	1:59.041	37.518	44.062	37.461	270.2	12:38.318								
7	2	2:03.070	39.126	45.650	38.294	272.9	14:41.388								
8	2	2:01.339	38.316	45.159	37.864	270.9	16:42.727								
9	2	1:59.255	37.259	44.550	37.446	260.5	18:41.982								
10	2	2:01.942	39.077	45.096	37.769	270.9	20:43.924								
11	2	2:52.428 B	37.713	1:29.530	45.185	264.3	23:36.352								
12	2	16:51.750	...	47.744	37.942	156.4	40:28.102								
13	2	1:57.536	36.883	43.746	36.907	249.1	42:25.638								
14	2	1:56.880	36.586	43.473	36.821	266.2	44:22.518								
15	2	1:56.695	36.729	43.368	36.598	267.6	46:19.213								
16	2	1:56.855	36.498	43.667	36.690	263.0	48:16.068								
17	2	1:56.569	36.530	43.101	36.938	267.6	50:12.637								
18	2	1:57.304	36.562	43.726	37.016	263.6	52:09.941								
19	2	1:56.769	36.729	43.264	36.776	260.5	54:06.710								
20	2	1:57.703	36.914	43.983	36.806	264.9	56:04.413								
21	2	2:01.989 B	36.893	43.701	41.395	266.2	58:06.402								
22	2	27:12.179	...	44.488	37.358	147.6	1:25:18.581								
23	2	1:57.404	36.735	43.566	37.103	261.1	1:27:15.985								
24	2	1:57.540	36.614	43.570	37.356	264.9	1:29:13.525								
25	2	1:57.795	37.261	43.336	37.198	228.6	1:31:11.320								
26	2	1:56.808	36.686	43.261	36.861	268.2	1:33:08.128								
27	2	1:57.928	36.836	44.087	37.005	269.6	1:35:06.056								
28	2	1:57.453	36.757	43.832	36.864	268.2	1:37:03.509								
29	2	1:58.202	36.591	44.707	36.904	269.6	1:39:01.711								
30	2	1:59.759	37.922	44.567	37.270	272.9	1:41:01.470								
31	2	2:04.112 B	37.117	43.648	43.347	263.0	1:43:05.582								
32	2	6:57.911	5:34.423	45.258	38.230	158.2	1:50:03.493								
33	2	1:56.241	36.916	42.908	36.417	262.4	1:51:59.734								
34	2	1:55.810	36.198	43.422	36.190	272.9	1:53:55.544								
35	2	1:55.728	36.222	43.036	36.470	268.9	1:55:51.272								
36	2	1:55.878	36.644	42.820	36.414	271.6	1:57:47.150								
37	2	1:56.257	36.613	43.057	36.587	271.6	1:59:43.407								
38	2	1:56.145	36.414	43.086	36.645	266.2	2:01:39.552								
51 Ferrari AF Corse								Ferrari 499P HYPERCAR H							
1.Lilou WADOUX								3.Alessandro PIER GUIDI							
2.Shwartzman ROBERT															
1	3	4:19.723	2:52.563	50.363	36.797	129.6	4:19.723								
2	3	1:49.560	34.373	41.007	34.180	267.6	6:09.283								
3	3	1:50.119	34.149	41.453	34.517	278.6	7:59.402								
4	3	1:50.746	34.336	41.424	34.986	280.7	9:50.148								
5	3	1:51.476	34.585	42.090	34.801	280.0	11:41.624								
6	3	2:06.704 B	34.833	42.924	48.947	278.6	13:48.328								
7	3	9:21.475	7:58.170	46.525	36.780	117.5	23:09.803								
8	3	1:50.457	34.544	41.029	34.884	267.6	25:00.260								
9	3	1:50.515	34.589	41.456	34.470	282.2	26:50.775								



FIA WEC Rookie Test Morning session

Sector Analysis

Lap under Red Flag													Invalidated Lap		Personal Best	Session Best	B Crossing the pit lane
Lap	D	Time	Sector 1	Sector 2	Sector 3	T. Spd	Elapsed	Lap	D	Time	Sector 1	Sector 2	Sector 3	T. Spd	Elapsed		
10	3	1:51.350	34.333	41.328	35.689	285.2	28:42.125	23	1	2:03.063	38.908	45.421	38.734	255.6	50:59.707		
11	3	1:57.014	34.608	41.530	40.876	277.1	30:39.139	24	1	2:02.341	38.194	45.534	38.613	253.8	53:02.048		
12	3	2:04.651 B	34.595	42.148	47.908	291.3	32:43.790	25	1	2:08.462 B	38.185	45.417	44.860	254.4	55:10.510		
13	2	6:53.798	5:26.637	49.433	37.728	114.4	39:37.588	26	1	7:15.391	5:46.226	49.364	39.801	148.8	1:02:25.901		
14	2	1:56.371	36.193	44.082	36.096	248.5	41:33.959	27	1	2:05.822	39.609	47.058	39.155	224.3	1:04:31.723		
15	2	1:54.947	35.952	43.159	35.836	275.7	43:28.906	28	1	2:02.886	38.494	45.551	38.841	249.1	1:06:34.609		
16	2	1:55.295	35.213	44.017	36.065	270.9	45:24.201	29	1	2:02.761	38.564	45.456	38.741	240.8	1:08:37.370		
17	2	1:53.663	35.292	42.760	35.611	270.2	47:17.864	30	1	2:02.552	38.371	45.284	38.897	250.8	1:10:39.922		
18	2	2:01.158 B	35.788	43.496	41.874	258.0	49:19.022	31	1	2:02.320	38.080	45.377	38.863	253.8	1:12:42.242		
19	2	10:14.082	8:55.650	42.891	35.541	158.7	59:33.104	32	1	2:02.914	38.635	45.414	38.865	254.4	1:14:45.156		
20	2	1:51.479	34.722	41.584	35.173	272.9	1:01:24.583	33	1	2:02.752	38.271	45.527	38.954	252.0	1:16:47.908		
21	2	1:51.610	34.798	41.760	35.052	286.7	1:03:16.193	34	1	2:12.928 B	40.925	47.837	44.166	255.0	1:19:00.836		
22	2	1:51.481	34.714	41.637	35.130	284.4	1:05:07.674	35	1	3:43.198	2:11.398	51.432	40.368	84.9	1:22:44.034		
23	2	1:52.281	34.949	42.092	35.240	273.6	1:06:59.955	36	1	2:04.598	39.020	46.541	39.037	227.6	1:24:48.632		
24	2	1:52.925	35.070	42.470	35.385	257.4	1:08:52.880	37	1	2:01.154	37.980	44.822	38.352	253.8	1:26:49.786		
25	2	1:52.292	35.065	42.003	35.224	258.6	1:10:45.172	38	1	2:01.121	37.990	44.667	38.464	252.0	1:28:50.907		
26	2	1:57.342 B	34.935	42.380	40.027	261.7	1:12:42.514	39	1	2:00.800	37.728	44.744	38.328	252.6	1:30:51.707		
27	1	23:21.582	...	49.708	37.827	152.0	1:36:04.096	40	1	2:12.657	40.890	52.694	39.073	254.4	1:33:04.364		
28	1	1:57.966	37.440	43.911	36.615	238.2	1:38:02.062	41	1	2:01.138	37.844	44.613	38.681	252.0	1:35:05.502		
29	1	1:58.172	36.399	44.489	37.284	259.9	1:40:00.234	42	1	2:08.644 B	38.646	46.100	43.898	248.0	1:37:14.146		
30	1	1:56.872	36.651	43.987	36.234	264.9	1:41:57.106	43	1	5:53.488	4:24.804	48.925	39.759	155.5	1:43:07.634		
31	1	1:56.331	36.358	43.673	36.300	249.7	1:43:53.437	44	1	2:03.127	39.226	45.299	38.602	224.3	1:45:10.761		
32	1	2:00.832 B	36.141	43.867	40.824	253.2	1:45:54.269	45	1	2:01.191	38.048	44.854	38.289	248.5	1:47:11.952		
33	1	7:39.796	6:19.172	44.345	36.279	158.9	1:53:34.065	46	1	2:00.396	37.812	44.334	38.250	250.3	1:49:12.348		
34	1	1:56.316	36.250	43.702	36.364	255.0	1:55:30.381	47	1	2:02.469	37.772	46.386	38.311	255.0	1:51:14.817		
35	1	1:56.056	36.184	43.709	36.163	246.3	1:57:26.437	48	1	2:01.124	37.962	44.822	38.340	253.8	1:53:15.941		
36	1	1:56.058	36.023	43.894	36.141	243.5	1:59:22.495	49	1	2:00.265	37.585	44.292	38.388	255.0	1:55:16.206		
37	1	1:57.602	35.986	44.021	37.595	263.6	2:01:20.097	50	1	2:01.473	38.332	44.843	38.298	253.8	1:57:17.679		
54 AF Corse Ferrari 488 GTE Evo 1. Nicola MARINANGELI 2. Davide RIGON LMGTE Am																	
1	1	2:33.441	1:02.066	50.474	40.901	123.4	2:33.441	51	1	2:00.865	37.802	44.753	38.310	254.4	1:59:18.544		
2	1	2:11.309	41.032	48.738	41.539	187.8	4:44.750	52	1	2:06.290 B	37.674	44.859	43.757	255.0	2:01:24.834		
3	1	2:10.348	43.884	47.204	39.260	235.1	6:55.098	83 Richard Mille AF Corse Ferrari 488 GTE Evo 1. Lorenzo PATRESE 2. Davide RIGON LMGTE Am									
4	1	2:04.830	38.997	46.564	39.269	235.6	8:59.928	1	1	2:43.233 B	1:02.505	53.575	47.153	110.9	2:43.233		
5	1	2:04.441	39.272	46.277	38.892	240.8	11:04.369	2	1	3:17.744	1:51.579	46.961	39.204	150.1	6:00.977		
6	1	2:03.519	38.721	45.860	38.938	245.7	13:07.888	3	1	2:03.361	38.413	45.835	39.113	234.5	8:04.338		
7	1	2:11.442 B	38.629	46.484	46.329	249.7	15:19.330	4	1	2:01.493	38.193	44.987	38.313	238.7	10:05.831		
8	1	4:54.994	3:25.006	49.829	40.159	146.4	20:14.324	5	1	2:01.296	38.004	44.949	38.343	253.8	12:07.127		
9	1	2:07.233	40.442	47.306	39.485	213.7	22:21.557	6	1	2:00.778	37.985	44.536	38.257	248.5	14:07.905		
10	1	2:03.561	38.826	45.824	38.911	244.6	24:25.118	7	1	2:00.791	37.987	44.574	38.230	253.2	16:08.696		
11	1	2:03.452	38.584	45.941	38.927	250.8	26:28.570	8	1	2:00.605	37.746	44.484	38.375	253.8	18:09.301		
12	1	2:03.033	38.599	45.821	38.613	248.0	28:31.603	9	1	2:06.360 B	38.068	44.961	43.331	250.8	20:15.661		
13	1	2:03.074	38.429	45.619	39.026	250.8	30:34.677	10	1	4:39.532	3:15.689	45.209	38.634	131.0	24:55.193		
14	1	2:03.748	38.487	46.404	38.857	252.6	32:38.425	11	1	2:02.658	38.193	45.641	38.824	250.3	26:57.851		
15	1	2:02.971	38.570	45.876	38.525	252.6	34:41.396	12	1	2:01.318	38.137	44.820	38.361	255.0	28:59.169		
16	1	2:01.824	38.170	45.245	38.409	253.8	36:43.220	13	1	2:01.638	37.939	45.060	38.639	255.0	31:00.807		
17	1	2:01.930	38.186	45.188	38.556	255.0	38:45.150	14	1	2:01.746	38.235	44.904	38.607	251.4	33:02.553		
18	1	2:02.458	38.216	45.351	38.891	250.8	40:47.608	15	1	2:01.494	37.946	44.957	38.591	249.1	35:04.047		
19	1	2:01.818	38.207	45.079	38.532	250.3	42:49.426	16	1	2:06.920 B	38.180	45.475	43.265	248.0	37:10.967		
20	1	2:01.965	38.212	45.272	38.481	253.8	44:51.391	17	1	28:16.636	...	50.888	41.626	100.3	1:05:27.603		
21	1	2:02.337	38.094	45.508	38.735	250.3	46:53.728	18	1	2:05.870	40.322	46.006	39.542	183.0	1:07:33.473		
22	1	2:02.916	38.627	45.704	38.585	253.2	48:56.644	19	1	2:01.369	38.244	44.930	38.195	236.1	1:09:34.842		
								20	1	2:00.072	37.672	44.247	38.153	253.8	1:11:34.914		

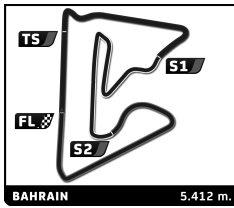


FIA WEC Rookie Test Morning session Sector Analysis

Lap under Red Flag Invalidated Lap Personal Best Session Best Crossing the pit lane

Lap	D	Time	Sector 1	Sector 2	Sector 3	T. Spd	Elapsed	Lap	D	Time	Sector 1	Sector 2	Sector 3	T. Spd	Elapsed
21	1	2:00.331	37.538	44.439	38.354	254.4	1:13:35.245	34	3	1:55.727	36.072	43.575	36.080	256.8	1:38:46.213
22	1	2:00.386	37.828	44.412	38.146	256.8	1:15:35.631	35	3	1:56.078	35.946	43.770	36.362	257.4	1:40:42.291
23	1	2:00.075	37.747	44.240	38.088	241.3	1:17:35.706	36	3	1:59.453 B	35.964	43.661	39.828	253.8	1:42:41.744
24	1	2:00.635	37.702	44.515	38.418	255.6	1:19:36.341	37	3	7:22.745	5:53.008	49.990	39.747	143.5	1:50:04.489
25	1	2:00.625	37.629	44.754	38.242	255.0	1:21:36.966	38	3	2:02.589	39.405	45.181	38.003	222.0	1:52:07.078
26	1	2:06.224 B	38.267	45.041	42.916	253.2	1:23:43.190	39	3	1:50.976	34.532	41.882	34.562	272.3	1:53:58.054
27	1	4:50.008	3:25.677	44.878	39.453	157.3	1:28:33.198	40	3	1:50.568	34.554	41.576	34.438	279.3	1:55:48.622
28	1	2:00.397	37.704	44.253	38.440	255.0	1:30:33.595	41	3	2:13.879 B	41.366	48.004	44.509	223.9	1:58:02.501
29	1	2:06.161 B	38.072	44.619	43.470	244.6	1:32:39.756	94 Peugeot TotalEnergies 1. Stoffel VANDOORNE 2. Malthe JAKOBSEN Peugeot 9X8 HYPERCAR H							
30	1	7:06.512	5:37.036	49.937	39.539	101.4	1:39:46.268	1	1	2:22.834	54.351	50.627	37.856	116.0	2:22.834
31	1	2:03.883	40.280	45.529	38.074	196.7	1:41:50.151	2	1	1:58.453	36.962	45.113	36.378	236.1	4:21.287
32	1	2:04.763	38.662	45.964	40.137	251.4	1:43:54.914	3	1	2:00.051 B	36.135	43.617	40.299	248.5	6:21.338
33	1	1:59.492	37.759	43.843	37.890	258.6	1:45:54.406	4	1	9:30.954	8:06.969	47.781	36.204	123.3	15:52.292
34	1	1:59.024	37.274	43.686	38.064	255.6	1:47:53.430	5	1	1:52.718	35.644	42.154	34.920	243.5	17:45.010
35	1	2:19.563	42.105	53.418	44.040	258.6	1:50:12.993	6	1	1:52.025	34.914	42.062	35.049	270.9	19:37.035
36	1	1:59.152	37.393	43.945	37.814	255.6	1:52:12.145	7	1	1:52.244	35.053	42.078	35.113	264.3	21:29.279
37	1	2:04.674 B	37.499	44.512	42.663	257.4	1:54:16.819	8	1	1:53.306	34.942	43.130	35.234	266.2	23:22.585
93 Peugeot TotalEnergies 1. Mikkel JENSEN 2. Stoffel VANDOORNE 3. Malthe JAKOBSEN Peugeot 9X8 HYPERCAR H							9	1	1:52.460	35.081	42.147	35.232	263.0	25:15.045	
1	1	2:18.182	53.985	47.574	36.623	130.2	2:18.182	10	1	1:52.280	35.012	42.125	35.143	267.6	27:07.325
2	1	1:52.831	35.595	43.031	34.205	246.8	4:11.013	11	1	1:53.596	35.205	43.114	35.277	260.5	29:00.921
3	1	1:50.123	34.504	41.391	34.228	272.9	6:01.136	12	1	1:52.786	35.247	42.322	35.217	263.6	30:53.707
4	1	1:50.163	34.471	41.317	34.375	272.3	7:51.299	13	1	1:57.285 B	35.405	42.382	39.498	269.6	32:50.992
5	1	1:50.260	34.491	41.289	34.480	272.9	9:41.559	14	1	17:44.532	...	47.420	37.338	120.5	50:35.524
6	1	1:50.744	34.642	41.561	34.541	269.6	11:32.303	15	1	1:55.451	35.918	43.785	35.748	244.1	52:30.975
7	1	1:55.419 B	34.892	42.050	38.477	271.6	13:27.722	16	1	1:51.833	35.052	41.775	35.006	268.2	54:22.808
8	1	7:38.996	6:20.382	43.169	35.445	180.6	21:06.718	17	1	1:51.639	34.843	41.887	34.909	274.3	56:14.447
9	1	1:51.226	34.841	41.592	34.793	272.9	22:57.944	18	1	1:51.553	34.822	41.821	34.910	273.6	58:06.000
10	1	1:53.507	34.990	42.582	35.935	272.9	24:51.451	19	1	1:51.963	34.818	42.011	35.134	273.6	59:57.963
11	1	1:55.527	35.986	42.436	37.105	268.2	26:46.978	20	1	1:52.011	34.994	41.925	35.092	280.0	1:01:49.974
12	1	1:52.158	35.111	42.014	35.033	275.0	28:39.136	21	1	1:52.274	35.102	42.032	35.140	273.6	1:03:42.248
13	1	1:52.906	34.980	42.182	35.744	271.6	30:32.042	22	1	1:52.397	35.118	42.275	35.004	275.7	1:05:34.645
14	1	1:56.526 B	35.196	42.313	39.017	275.0	32:28.568	23	1	1:53.296	35.066	43.043	35.187	272.3	1:07:27.941
15	3	19:54.077	...	45.821	36.185	83.0	52:22.645	24	1	1:52.818	35.160	42.328	35.330	272.3	1:09:20.759
16	3	1:53.626	35.511	42.605	35.510	255.6	54:16.271	25	1	1:52.852	35.274	42.375	35.203	275.0	1:11:13.611
17	3	1:53.408	35.521	42.477	35.410	265.6	56:09.679	26	1	1:57.063 B	35.099	42.604	39.360	271.6	1:13:10.674
18	3	1:53.858	35.521	42.877	35.460	277.8	58:03.537	27	1	22:17.057	...	44.279	35.955	127.9	1:35:27.731
19	3	1:55.261	35.405	42.635	37.221	268.2	59:58.798	28	1	1:54.285	35.945	42.887	35.453	287.4	1:37:22.016
20	3	1:54.045	35.556	42.727	35.762	261.7	1:01:52.843	29	1	1:53.868	35.447	42.771	35.650	260.5	1:39:15.884
21	3	1:54.498	35.413	43.391	35.694	270.2	1:03:47.341	30	1	1:53.134	35.243	42.391	35.500	263.0	1:41:09.018
22	3	1:53.588	35.528	42.519	35.541	270.9	1:05:40.929	31	1	1:52.988	35.259	42.501	35.228	272.9	1:43:02.006
23	3	1:53.397	35.385	42.310	35.702	271.6	1:07:34.326	32	1	1:57.750 B	35.679	42.492	39.579	285.9	1:44:59.756
24	3	1:59.423 B	35.838	43.768	39.817	272.3	1:09:33.749	33	1	8:13.603	6:54.242	43.419	35.942	134.4	1:53:13.359
25	3	8:16.747	6:57.461	43.741	35.545	...	1:17:50.496	34	1	1:54.148	35.578	42.837	35.733	277.8	1:55:07.507
26	3	1:54.927	36.197	42.894	35.836	276.4	1:19:45.423	35	1	1:54.192	35.949	42.669	35.574	285.2	1:57:01.699
27	3	1:54.776	35.573	43.377	35.826	270.2	1:21:40.199	36	1	1:54.449	35.866	43.037	35.546	285.9	1:58:56.148
28	3	1:55.217	35.919	43.483	35.815	268.9	1:23:35.416	37	1	1:54.327	35.481	43.065	35.781	270.2	2:00:50.475
29	3	1:56.091	35.877	43.920	36.294	271.6	1:25:31.507	99 Proton Competition 1. René BINDER 2. Julien ANDLAUER 3. Neel JANI Porsche 963 HYPERCAR H							
30	3	1:59.031 B	36.123	43.420	39.488	267.6	1:27:30.538	1	3	33:58.285	...	1:01.170	45.598	80.7	33:58.285
31	3	5:28.767	4:09.245	43.788	35.734	180.9	1:32:59.305	2	3	2:18.542	43.172	56.160	39.210	189.4	36:16.827
32	3	1:55.203	35.811	43.451	35.941	261.7	1:34:54.508								
33	3	1:55.978	36.290	43.728	35.960	270.9	1:36:50.486								





FIA WEC
Rookie Test
Morning session

Sector Analysis

Lap under Red Flag Invalidated Lap ■ Personal Best ■ Session Best **B** Crossing the pit lane

Lap	D	Time	Sector 1	Sector 2	Sector 3	T. Spd	Elapsed	Lap	D	Time	Sector 1	Sector 2	Sector 3	T. Spd	Elapsed
3	3	1:51.919	35.197	41.883	34.839	241.3	38:08.746								
4	3	1:49.704	34.218	41.179	34.307	272.9	39:58.450								
5	3	2:07.818 B	34.358	46.378	47.082	285.9	42:06.268								
6	1	22:36.399	...	45.418	37.015	139.3	1:04:42.667								
7	1	1:53.902	35.596	42.726	35.580	245.2	1:06:36.569								
8	1	1:52.848	35.485	42.149	35.214	239.2	1:08:29.417								
9	1	1:53.178	35.731	42.054	35.393	268.9	1:10:22.595								
10	1	1:52.687	35.292	42.142	35.253	254.4	1:12:15.282								
11	1	1:52.740	35.094	42.321	35.325	261.1	1:14:08.022								
12	1	1:52.824	35.193	42.419	35.212	260.5	1:16:00.846								
13	1	1:53.017	35.289	42.462	35.266	264.3	1:17:53.863								
14	1	1:53.125	35.292	42.385	35.448	253.8	1:19:46.988								
15	1	1:54.508	35.462	43.449	35.597	253.8	1:21:41.496								
16	1	1:54.307	35.434	43.108	35.765	255.6	1:23:35.803								
17	1	2:00.372 B	35.567	43.628	41.177	241.9	1:25:36.175								
18	2	4:58.512	3:40.262	42.754	35.496	178.5	1:30:34.687								
19	2	1:52.867	35.083	42.456	35.328	269.6	1:32:27.554								
20	2	1:52.681	35.167	42.138	35.376	265.6	1:34:20.235								
21	2	1:52.803	35.123	42.543	35.137	272.3	1:36:13.038								
22	2	1:53.434	35.318	42.304	35.812	284.4	1:38:06.472								
23	2	1:52.881	35.240	42.165	35.476	274.3	1:39:59.353								
24	2	1:52.339	35.031	42.033	35.275	281.5	1:41:51.692								
25	2	1:52.748	35.462	42.083	35.203	270.9	1:43:44.440								
26	2	1:52.610	35.076	42.157	35.377	287.4	1:45:37.050								
27	2	1:52.803	35.087	42.358	35.358	281.5	1:47:29.853								
28	2	1:52.685	35.147	42.208	35.330	289.0	1:49:22.538								
29	2	1:57.648 B	35.211	42.733	39.704	283.7	1:51:20.186								