

FIA WEC
Qatar 1812 KM
Race

Pit Stop Analysis

No	In Time	In Driver	Out Time	Out Driver	Pit Time	T. Pit Time	No	In Time	In Driver	Out Time	Out Driver	Pit Time	T. Pit Time
3	13:52:39.842	R. FRIJNS	13:54:14.757	R. FRIJNS	1:34.915	4:26.615	3	13:54:25.697	M. SCHUMACHER	13:55:39.995	M. SCHUMACHER	1:14.298	3:56.989
4	14:47:52.573	R. FRIJNS	14:49:13.925	S. VAN DER LINDE	1:21.352	5:47.967	4	14:50:44.286	M. SCHUMACHER	14:52:13.882	M. VAXIVIERE	1:29.596	5:26.585
5	15:45:53.974	S. VAN DER LINDE	15:47:18.140	S. VAN DER LINDE	1:24.166	7:12.133	5	15:51:04.745	M. VAXIVIERE	15:52:19.414	M. VAXIVIERE	1:14.669	6:41.254
6	16:42:52.022	S. VAN DER LINDE	16:44:20.281	R. RAST	1:28.259	8:40.392	6	16:47:49.029	M. VAXIVIERE	16:49:17.943	M. SCHUMACHER	1:28.914	8:10.168
7	17:40:17.357	R. RAST	17:41:42.273	R. RAST	1:24.916	10:05.308	7	17:44:55.136	M. SCHUMACHER	17:46:09.571	M. SCHUMACHER	1:14.435	9:24.603
8	18:37:38.151	R. RAST	18:38:59.784	R. FRIJNS	1:21.633	11:26.941	8	18:41:55.302	M. SCHUMACHER	18:43:34.130	N. LAPIERRE	1:38.828	11:03.431
9	19:31:26.750	R. FRIJNS	19:32:51.815	S. VAN DER LINDE	1:25.065	12:52.006	9	19:24:22.548	N. LAPIERRE	19:25:55.214	N. LAPIERRE	1:32.666	12:36.097
10	20:25:13.284	S. VAN DER LINDE	20:26:18.872	S. VAN DER LINDE	1:05.588	13:57.594	10	20:18:19.275	N. LAPIERRE	20:19:22.143	N. LAPIERRE	1:02.868	13:38.965

27 Heart of Racing Team
Aston Martin Vantage AMR LMGT3 LMGT3

1	11:51:09.516	I. JAMES	11:52:22.896	I. JAMES	1:13.380	1:13.380
2	12:49:31.810	I. JAMES	12:51:01.316	I. JAMES	1:29.506	2:42.886
3	13:41:59.879	I. JAMES	13:42:52.780	I. JAMES	52.901	3:35.787
4	14:00:35.637	I. JAMES	14:02:02.239	D. MANCINELLI	1:26.602	5:02.389
5	14:52:13.311	D. MANCINELLI	14:53:29.762	D. MANCINELLI	1:16.451	6:18.840
6	15:44:35.328	D. MANCINELLI	15:46:03.015	A. RIBERAS	1:27.687	7:46.527
7	16:35:59.244	A. RIBERAS	16:37:15.378	A. RIBERAS	1:16.134	9:02.661
8	17:27:27.527	A. RIBERAS	17:28:54.538	D. MANCINELLI	1:27.011	10:29.672
9	18:20:57.186	D. MANCINELLI	18:22:12.902	D. MANCINELLI	1:15.716	11:45.388
10	19:14:32.591	D. MANCINELLI	19:16:04.577	A. RIBERAS	1:31.986	13:17.374
11	20:07:53.400	A. RIBERAS	20:09:08.660	A. RIBERAS	1:15.260	14:32.634

38 Hertz Team JOTA
Porsche 963 HYPERCAR H

1	11:55:36.656	P. HANSON	11:56:51.157	J. BUTTON	1:14.501	1:14.501
2	12:54:55.503	J. BUTTON	12:56:12.236	O. RASMUSSEN	1:16.733	2:31.234
3	13:51:42.097	O. RASMUSSEN	13:53:11.429	P. HANSON	1:29.332	4:00.566
4	14:48:41.466	P. HANSON	14:49:56.363	J. BUTTON	1:14.897	5:15.463
5	15:44:38.325	J. BUTTON	15:45:53.348	O. RASMUSSEN	1:15.023	6:30.486
6	16:39:38.910	O. RASMUSSEN	16:41:07.373	P. HANSON	1:28.463	7:58.949
7	17:35:14.274	P. HANSON	17:36:28.804	J. BUTTON	1:14.530	9:13.479
8	18:30:21.317	J. BUTTON	18:31:45.045	P. HANSON	1:23.728	10:37.207
9	19:25:52.057	P. HANSON	19:27:15.207	O. RASMUSSEN	1:23.150	12:00.357

31 Team WRT
BMW M4 LMGT3 LMGT3

1	11:49:35.944	D. LEUNG	11:50:51.666	D. LEUNG	1:15.722	1:15.722
2	12:44:35.461	D. LEUNG	12:46:02.651	S. GELAE	1:27.190	2:42.912
3	13:34:31.163	S. GELAE	13:35:46.187	S. GELAE	1:15.024	3:57.936
4	14:24:18.245	S. GELAE	14:25:45.938	D. LEUNG	1:27.693	5:25.629
5	15:14:44.876	D. LEUNG	15:16:01.104	D. LEUNG	1:16.228	6:41.857
6	15:50:19.271	D. LEUNG	15:51:40.920	A. FARFUS	1:21.649	8:03.506
7	16:39:43.818	A. FARFUS	16:40:58.870	A. FARFUS	1:15.052	9:18.558
8	17:31:05.506	A. FARFUS	17:32:33.240	S. GELAE	1:27.734	10:46.292
9	18:22:49.509	S. GELAE	18:24:05.588	S. GELAE	1:16.079	12:02.371
10	19:12:59.597	S. GELAE	19:14:33.564	A. FARFUS	1:33.967	13:36.338
11	20:06:43.369	A. FARFUS	20:08:11.509	A. FARFUS	1:28.140	15:04.478
12	20:46:44.096	A. FARFUS	20:47:29.373	A. FARFUS	45.277	15:49.755

46 Team WRT
BMW M4 LMGT3 LMGT3

1	11:51:16.463	A. AL HARTHY	11:52:31.638	A. AL HARTHY	1:15.175	1:15.175
2	12:45:52.882	A. AL HARTHY	12:47:18.856	A. AL HARTHY	1:25.974	2:41.149
3	13:36:08.849	A. AL HARTHY	13:37:27.763	A. AL HARTHY	1:18.914	4:00.063
4	14:26:26.223	A. AL HARTHY	14:27:56.613	V. ROSSI	1:30.390	5:30.453
5	15:16:15.782	V. ROSSI	15:17:35.443	V. ROSSI	1:19.661	6:50.114
6	16:07:14.949	V. ROSSI	16:08:43.399	M. MARTIN	1:28.450	8:18.564
7	16:56:47.554	M. MARTIN	16:58:03.941	M. MARTIN	1:16.387	9:34.951
8	17:46:28.857	M. MARTIN	17:47:56.818	V. ROSSI	1:27.961	11:02.912
9	18:36:09.038	V. ROSSI	18:37:24.220	V. ROSSI	1:15.182	12:18.094
10	19:25:45.563	V. ROSSI	19:27:13.361	M. MARTIN	1:27.798	13:45.892
11	20:13:27.526	M. MARTIN	20:14:54.098	M. MARTIN	1:26.572	15:12.464

35 Alpine Endurance Team
Alpine A424 HYPERCAR H

1	11:57:46.250	F. HABSBERG	11:58:59.928	F. HABSBERG	1:13.678	1:13.678
2	13:00:39.990	F. HABSBERG	13:02:15.446	C. MILESI	1:35.456	2:49.134
3	13:59:43.847	C. MILESI	14:00:59.279	C. MILESI	1:15.432	4:04.566
4	14:58:02.293	C. MILESI	14:59:33.961	P. CHATIN	1:31.668	5:36.234
5	15:58:10.926	P. CHATIN	15:59:25.365	P. CHATIN	1:14.439	6:50.673
6	16:56:46.247	P. CHATIN	16:58:19.536	F. HABSBERG	1:33.289	8:23.962
7	17:57:57.260	F. HABSBERG	17:59:11.410	F. HABSBERG	1:14.150	9:38.112
8	18:54:59.928	F. HABSBERG	18:56:31.454	C. MILESI	1:31.526	11:09.638
9	19:54:06.702	C. MILESI	19:55:21.192	C. MILESI	1:14.490	12:24.128

50 Ferrari AF Corse
Ferrari 499P HYPERCAR H

1	11:46:54.529	M. MOLINA	11:48:13.108	M. MOLINA	1:18.579	1:18.579
2	12:09:06.631	M. MOLINA	12:09:36.900	M. MOLINA	30.269	1:48.848
3	12:46:51.288	M. MOLINA	12:48:20.686	N. NIELSEN	1:29.398	3:18.246
4	13:44:03.564	N. NIELSEN	13:45:19.098	N. NIELSEN	1:15.534	4:33.780
5	14:38:35.224	N. NIELSEN	14:40:04.629	A. FUOCO	1:29.405	6:03.185
6	15:35:02.169	A. FUOCO	15:36:16.165	A. FUOCO	1:13.996	7:17.181
7	16:28:02.105	A. FUOCO	16:29:24.862	M. MOLINA	1:22.757	8:39.938
8	17:21:30.710	M. MOLINA	17:22:51.424	M. MOLINA	1:20.714	10:00.652
9	18:15:04.953	M. MOLINA	18:16:55.322	N. NIELSEN	1:50.369	11:51.021
10	19:09:05.869	N. NIELSEN	19:10:39.534	N. NIELSEN	1:33.665	13:24.686
11	20:02:54.860	N. NIELSEN	20:04:08.623	N. NIELSEN	1:13.763	14:38.449

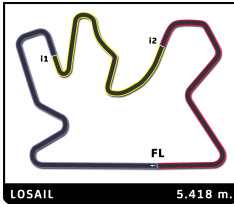
36 Alpine Endurance Team
Alpine A424 HYPERCAR H

1	11:55:57.917	N. LAPIERRE	11:57:11.838	N. LAPIERRE	1:13.921	1:13.921
2	12:57:18.475	N. LAPIERRE	12:58:47.245	M. SCHUMACHER	1:28.770	2:42.691

51 Ferrari AF Corse
Ferrari 499P HYPERCAR H

1	11:55:43.357	J. CALADO	11:56:57.262	J. CALADO	1:13.905	1:13.905
2	12:36:56.592	J. CALADO	12:41:08.055	A. PIER GUIDI	4:11.463	5:25.368
3	13:35:53.242	A. PIER GUIDI	13:37:08.044	A. PIER GUIDI	1:14.802	6:40.170

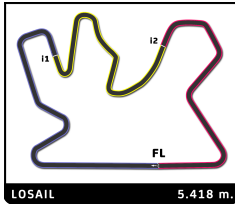




FIA WEC
Qatar 1812 KM
Race

Pit Stop Analysis

No	In Time	In Driver	Out Time	Out Driver	Pit Time	T. Pit Time	No	In Time	In Driver	Out Time	Out Driver	Pit Time	T. Pit Time		
4	14:30:52.945	A. PIER GUIDI	14:32:16.007	A. GIOVINAZZI	1:23.062	8:03.232	60	Iron Lynx Lamborghini Huracan LMGT3 Evo2					LMGT3		
5	15:26:17.538	A. GIOVINAZZI	15:27:37.991	A. GIOVINAZZI	1:20.453	9:23.685			1	11:52:39.613	C. SCHIAVONI	11:54:15.640	M. CRESSONI	1:36.027	1:36.027
6	16:22:35.005	A. GIOVINAZZI	16:24:20.645	A. PIER GUIDI	1:45.640	11:09.325			2	12:47:24.483	M. CRESSONI	12:48:42.846	M. CRESSONI	1:18.363	2:54.390
7	17:18:06.194	A. PIER GUIDI	17:19:21.618	A. PIER GUIDI	1:15.424	12:24.749			3	13:35:27.049	M. CRESSONI	13:37:00.263	C. SCHIAVONI	1:33.214	4:27.604
8	18:13:17.368	A. PIER GUIDI	18:14:46.700	J. CALADO	1:29.332	13:54.081			4	14:30:55.027	C. SCHIAVONI	14:32:25.259	C. SCHIAVONI	1:30.232	5:57.836
9	19:07:11.247	J. CALADO	19:08:24.235	J. CALADO	1:12.988	15:07.069			5	15:25:49.590	C. SCHIAVONI	15:26:40.118	C. SCHIAVONI	50.528	6:48.364
10	20:00:30.930	J. CALADO	20:01:45.894	J. CALADO	1:14.964	16:22.033			6	15:42:11.089	C. SCHIAVONI	15:44:02.788	F. PERERA	1:51.699	8:40.063
11	20:29:42.810	J. CALADO	20:30:13.051	J. CALADO	30.241	16:52.274			7	16:32:25.667	F. PERERA	16:33:41.056	F. PERERA	1:15.389	9:55.452
12	20:35:31.096	J. CALADO	20:36:12.953	J. CALADO	41.857	17:34.131			8	17:21:58.971	F. PERERA	17:23:34.007	M. CRESSONI	1:35.036	11:30.488
54		Vista AF Corse Ferrari 296 LMGT3				LMGT3			9	17:43:08.869	M. CRESSONI	17:44:30.397	M. CRESSONI	1:21.528	12:52.016
1	11:51:11.922	T. FLOHR	11:52:27.065	T. FLOHR	1:15.143	1:15.143			10	18:33:22.406	M. CRESSONI	18:34:50.083	M. CRESSONI	1:27.677	14:19.693
2	12:48:10.388	T. FLOHR	12:49:41.400	F. CASTELLACCI	1:31.012	2:46.155			11	19:23:27.249	M. CRESSONI	19:25:00.054	F. PERERA	1:32.805	15:52.498
3	13:38:11.896	F. CASTELLACCI	13:39:28.422	F. CASTELLACCI	1:16.526	4:02.681	12	19:59:55.012	F. PERERA	20:00:25.362	F. PERERA	30.350	16:22.848		
4	14:28:04.665	F. CASTELLACCI	14:29:33.930	D. RIGON	1:29.265	5:31.946	13	20:13:53.829	F. PERERA	20:15:33.174	F. PERERA	1:39.345	18:02.193		
5	15:19:18.344	D. RIGON	15:20:34.387	D. RIGON	1:16.043	6:47.989	63		Lamborghini Iron Lynx Lamborghini SC63				HYPERCAR H		
6	16:11:54.139	D. RIGON	16:13:29.089	T. FLOHR	1:34.950	8:22.939	1	11:54:20.089	D. KVYAT	11:55:36.955	D. KVYAT	1:16.866	1:16.866		
7	17:04:26.409	T. FLOHR	17:05:46.624	T. FLOHR	1:20.215	9:43.154	2	12:53:50.621	D. KVYAT	12:55:24.458	E. MORTARA	1:33.837	2:50.703		
8	17:39:07.666	T. FLOHR	17:40:35.029	F. CASTELLACCI	1:27.363	11:10.517	3	13:49:39.008	E. MORTARA	13:50:57.906	E. MORTARA	1:18.898	4:09.601		
9	18:29:09.556	F. CASTELLACCI	18:30:41.314	F. CASTELLACCI	1:31.758	12:42.275	4	14:44:43.606	E. MORTARA	14:46:18.389	M. BORTOLOTTI	1:34.783	5:44.384		
10	19:19:17.619	F. CASTELLACCI	19:20:48.305	D. RIGON	1:30.686	14:12.961	5	15:41:44.018	M. BORTOLOTTI	15:43:00.737	M. BORTOLOTTI	1:16.719	7:01.103		
11	20:10:33.896	D. RIGON	20:12:03.394	D. RIGON	1:29.498	15:42.459	6	16:35:14.239	M. BORTOLOTTI	16:36:45.399	D. KVYAT	1:31.160	8:32.263		
55		Vista AF Corse Ferrari 296 LMGT3				LMGT3	7	17:14:15.914	D. KVYAT	17:16:37.372	D. KVYAT	2:21.458	10:53.721		
1	11:49:33.295	F. HERIAU	11:50:48.240	F. HERIAU	1:14.945	1:14.945	8	18:10:39.187	D. KVYAT	18:12:11.631	E. MORTARA	1:32.444	12:26.165		
2	12:46:20.236	F. HERIAU	12:47:55.873	S. MANN	1:35.637	2:50.582	9	19:07:06.726	E. MORTARA	19:08:21.310	E. MORTARA	1:14.584	13:40.749		
3	13:36:18.988	S. MANN	13:37:33.147	S. MANN	1:14.159	4:04.741	10	20:02:23.445	E. MORTARA	20:04:41.375	E. MORTARA	2:17.930	15:58.679		
4	14:26:14.276	S. MANN	14:27:43.647	A. ROVERA	1:29.371	5:34.112	77		Proton Competition Ford Mustang LMGT3				LMGT3		
5	15:15:55.077	A. ROVERA	15:17:08.658	A. ROVERA	1:13.581	6:47.693	1	11:49:11.715	Z. ROBICHON	11:50:33.293	R. HARDWICK	1:21.578	1:21.578		
6	16:08:06.837	A. ROVERA	16:09:37.430	F. HERIAU	1:30.593	8:18.286	2	12:44:48.681	R. HARDWICK	12:46:17.207	R. HARDWICK	1:28.526	2:50.104		
7	17:01:20.672	F. HERIAU	17:02:35.609	F. HERIAU	1:14.937	9:33.223	3	13:30:11.368	R. HARDWICK	13:31:29.945	Z. ROBICHON	1:18.577	4:08.681		
8	17:44:05.855	F. HERIAU	17:45:33.169	S. MANN	1:27.314	11:00.537	4	14:03:05.364	Z. ROBICHON	14:04:33.636	R. HARDWICK	1:28.272	5:36.953		
9	18:35:44.551	S. MANN	18:37:14.702	S. MANN	1:30.151	12:30.688	5	14:46:21.239	R. HARDWICK	14:47:37.502	R. HARDWICK	1:16.263	6:53.216		
10	18:52:40.415	S. MANN	18:53:10.884	S. MANN	30.469	13:01.157	6	15:25:35.130	R. HARDWICK	15:27:17.103	B. BARKER	1:41.973	8:35.189		
11	19:26:11.172	S. MANN	19:27:40.715	A. ROVERA	1:29.543	14:30.700	7	16:18:58.029	B. BARKER	16:20:13.693	B. BARKER	1:15.664	9:50.853		
12	20:15:47.945	A. ROVERA	20:17:11.880	A. ROVERA	1:23.935	15:54.635	8	17:08:52.686	B. BARKER	17:10:26.156	Z. ROBICHON	1:33.470	11:24.323		
59		United Autosports McLaren 720S LMGT3 Evo				LMGT3	9	18:01:06.715	Z. ROBICHON	18:02:34.079	Z. ROBICHON	1:27.364	12:51.687		
1	11:02:12.497	N. COSTA	11:19:25.221	N. COSTA	17:12.724	17:12.724	10	18:53:20.799	Z. ROBICHON	18:55:02.452	B. BARKER	1:41.653	14:33.340		
2	12:03:51.116	N. COSTA	12:05:24.792	J. COTTINGHAM	1:33.676	18:46.400	11	19:43:45.728	B. BARKER	19:44:46.972	B. BARKER	1:01.244	15:34.584		
3	12:57:17.869	J. COTTINGHAM	12:58:49.166	N. COSTA	1:31.297	20:17.697	12	19:58:22.562	B. BARKER	19:58:52.983	B. BARKER	30.421	16:05.005		
4	13:45:17.356	N. COSTA	13:46:33.812	N. COSTA	1:16.456	21:34.153	13	20:12:34.605	B. BARKER	20:14:06.236	Z. ROBICHON	1:31.631	17:36.636		
5	14:08:01.540	N. COSTA	14:14:50.105	J. COTTINGHAM	6:48.565	28:22.718	78		Akkodis ASP Team Lexus RC F LMGT3				LMGT3		
6	15:02:36.310	J. COTTINGHAM	15:04:06.286	G. SAUCY	1:29.976	29:52.694	1	11:41:45.254	A. ROBIN	11:42:15.572	A. ROBIN	30.318	30.318		
7	15:47:36.322	G. SAUCY	15:48:48.201	G. SAUCY	1:11.879	31:04.573	2	11:52:03.972	A. ROBIN	11:53:36.458	A. ROBIN	1:32.486	2:02.804		
8	16:35:00.449	G. SAUCY	16:36:31.240	J. COTTINGHAM	1:30.791	32:35.364	3	12:33:07.943	A. ROBIN	12:34:18.553	K. VAN DER LINDE	1:10.610	3:13.414		
9	17:20:23.496	J. COTTINGHAM	17:21:35.545	J. COTTINGHAM	1:12.049	33:47.413	4	13:25:38.959	K. VAN DER LINDE	13:27:12.230	T. BOGUSLAVSKIY	1:33.271	4:46.685		
10	17:55:25.825	J. COTTINGHAM	17:56:46.431	N. COSTA	1:20.606	35:08.019	5	14:16:05.547	T. BOGUSLAVSKIY	14:17:24.178	T. BOGUSLAVSKIY	1:18.631	6:05.316		
11	18:43:26.001	N. COSTA	18:44:43.149	N. COSTA	1:17.148	36:25.167	6	15:00:40.254	T. BOGUSLAVSKIY	15:02:08.930	A. ROBIN	1:28.676	7:33.992		
12	19:29:11.405	N. COSTA	19:30:44.263	G. SAUCY	1:32.858	37:58.025									
13	20:13:10.183	G. SAUCY	20:14:20.806	G. SAUCY	1:10.623	39:08.648									



FIA WEC
Qatar 1812 KM
Race

Pit Stop Analysis

No	In Time	In Driver	Out Time	Out Driver	Pit Time	T. Pit Time	No	In Time	In Driver	Out Time	Out Driver	Pit Time	T. Pit Time
7	15:56:29.581	A. ROBIN	15:58:02.226	A. ROBIN	1:32.645	9:06.637	3	13:36:42.176	M. GATTING	13:38:26.371	D. PIN	1:44.195	4:51.439
8	16:25:50.391	A. ROBIN	16:26:20.786	A. ROBIN	30.395	9:37.032	4	14:27:10.573	D. PIN	14:28:26.770	D. PIN	1:16.197	6:07.636
9	16:46:18.744	A. ROBIN	16:47:42.009	T. BOGUSLAVSKIY	1:23.265	11:00.297	5	15:17:08.848	D. PIN	15:18:41.957	S. BOVY	1:33.109	7:40.745
10	17:38:35.371	T. BOGUSLAVSKIY	17:40:10.729	K. VAN DER LINDE	1:35.358	12:35.655	6	16:10:44.913	S. BOVY	16:12:01.193	S. BOVY	1:16.280	8:57.025
11	18:29:04.711	K. VAN DER LINDE	18:31:23.671	T. BOGUSLAVSKIY	2:18.960	14:54.615	7	16:23:48.058	S. BOVY	16:24:18.338	S. BOVY	30.280	9:27.305
12	19:22:41.215	T. BOGUSLAVSKIY	19:24:25.668	K. VAN DER LINDE	1:44.453	16:39.068	8	17:03:36.688	S. BOVY	17:05:04.659	S. BOVY	1:27.971	10:55.276
13	19:28:41.981	K. VAN DER LINDE	19:33:15.673	K. VAN DER LINDE	4:33.692	21:12.760	9	17:40:35.141	S. BOVY	17:42:03.968	M. GATTING	1:28.827	12:24.103

81 TF Sport						
Corvette Z06 LMGT3.R LMGT3						
1	11:49:15.047	T. VAN ROMPUY	11:50:31.183	T. VAN ROMPUY	1:16.136	1:16.136
2	12:44:13.942	T. VAN ROMPUY	12:45:45.549	R. ANDRADE	1:31.607	2:47.743
3	13:34:51.665	R. ANDRADE	13:52:19.956	R. ANDRADE	17:28.291	20:16.034
4	14:37:09.149	R. ANDRADE	14:37:39.620	R. ANDRADE	30.471	20:46.505
5	14:41:30.539	R. ANDRADE	14:43:05.013	T. VAN ROMPUY	1:34.474	22:20.979
6	15:20:37.436	T. VAN ROMPUY	15:21:07.708	T. VAN ROMPUY	30.272	22:51.251
7	15:36:03.130	T. VAN ROMPUY	15:37:19.574	T. VAN ROMPUY	1:16.444	24:07.695
8	16:18:47.020	T. VAN ROMPUY	16:19:52.360	T. VAN ROMPUY	1:05.340	25:13.035
9	16:27:47.445	T. VAN ROMPUY	16:29:19.592	C. EASTWOOD	1:32.147	26:45.182

82 TF Sport						
Corvette Z06 LMGT3.R LMGT3						
1	11:51:33.510	H. KOIZUMI	11:52:50.820	H. KOIZUMI	1:17.310	1:17.310
2	12:36:58.870	H. KOIZUMI	12:38:26.934	S. BAUD	1:28.064	2:45.374
3	13:33:02.094	S. BAUD	13:34:17.917	S. BAUD	1:15.823	4:01.197
4	14:23:27.726	S. BAUD	14:25:39.762	D. JUNCADELLA	2:12.036	6:13.233
5	14:37:14.739	D. JUNCADELLA	14:37:45.022	D. JUNCADELLA	30.283	6:43.516
6	15:16:16.308	D. JUNCADELLA	15:17:31.372	D. JUNCADELLA	1:15.064	7:58.580
7	16:10:47.966	D. JUNCADELLA	16:12:22.958	H. KOIZUMI	1:34.992	9:33.572
8	17:04:17.748	H. KOIZUMI	17:05:28.029	H. KOIZUMI	1:10.281	10:43.853
9	17:43:04.985	H. KOIZUMI	17:44:39.593	S. BAUD	1:34.608	12:18.461
10	18:29:31.824	S. BAUD	18:30:35.955	S. BAUD	1:04.131	13:22.592
11	18:34:26.395	S. BAUD	18:35:42.993	S. BAUD	1:16.098	14:38.690
12	19:14:57.933	S. BAUD	19:16:21.761	D. JUNCADELLA	1:23.828	16:02.518
13	19:56:54.468	D. JUNCADELLA	19:57:24.725	D. JUNCADELLA	30.257	16:32.775
14	20:06:57.256	D. JUNCADELLA	20:08:13.582	D. JUNCADELLA	1:16.326	17:49.101

83 AF Corse						
Ferrari 499P HYPERCAR H						
1	11:54:05.984	R. KUBICA	11:55:19.457	R. KUBICA	1:13.473	1:13.473
2	12:53:14.846	R. KUBICA	12:54:42.083	Y. YE	1:27.237	2:40.710
3	13:46:46.354	Y. YE	13:47:58.376	Y. YE	1:12.022	3:52.732
4	14:41:18.565	Y. YE	14:42:40.475	R. SHWARTZMAN	1:21.910	5:14.642
5	15:39:11.930	R. SHWARTZMAN	15:40:31.971	R. SHWARTZMAN	1:20.041	6:34.683
6	16:36:11.850	R. SHWARTZMAN	16:37:59.420	R. KUBICA	1:47.570	8:22.253
7	17:31:43.288	R. KUBICA	17:32:58.438	R. KUBICA	1:15.150	9:37.403
8	18:26:40.393	R. KUBICA	18:28:09.559	Y. YE	1:29.166	11:06.569
9	19:22:19.030	Y. YE	19:23:33.223	Y. YE	1:14.193	12:20.762
10	20:17:06.699	Y. YE	20:18:10.911	Y. YE	1:04.212	13:24.974

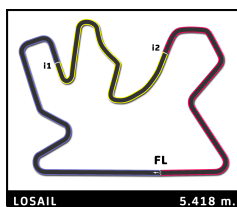
85 Iron Dames						
Lamborghini Huracan LMGT3 Evo2 LMGT3						
1	11:51:15.504	S. BOVY	11:53:06.237	M. GATTING	1:50.733	1:50.733
2	12:46:26.164	M. GATTING	12:47:42.675	M. GATTING	1:16.511	3:07.244

87 Akkodis ASP Team						
Lexus RC F LMGT3 LMGT3						
1	11:49:53.013	T. KIMURA	11:51:29.238	E. MASSON	1:36.225	1:36.225
2	12:44:36.152	E. MASSON	12:45:53.665	E. MASSON	1:17.513	2:53.738
3	13:36:34.044	E. MASSON	13:38:06.655	T. KIMURA	1:32.611	4:26.349
4	14:09:58.215	T. KIMURA	14:10:28.547	T. KIMURA	30.332	4:56.681
5	14:32:23.241	T. KIMURA	14:33:53.948	J. LOPEZ	1:30.707	6:27.388
6	15:22:43.565	J. LOPEZ	15:24:27.773	J. LOPEZ	1:44.208	8:11.596
7	16:12:29.241	J. LOPEZ	16:12:59.565	J. LOPEZ	30.324	8:41.920
8	16:14:53.916	J. LOPEZ	16:16:31.513	T. KIMURA	1:37.597	10:19.517
9	16:41:20.337	T. KIMURA	17:17:42.723	E. MASSON	36:22.386	46:41.903
10	17:48:54.784	E. MASSON	17:49:24.947	E. MASSON	30.163	47:12.066
11	18:01:00.252	E. MASSON	18:02:19.193	E. MASSON	1:18.941	48:31.007
12	18:04:15.007	E. MASSON	18:05:23.513	E. MASSON	1:08.506	49:39.513
13	18:52:03.602	E. MASSON	18:53:43.662	T. KIMURA	1:40.060	51:19.573
14	19:45:15.286	T. KIMURA	19:46:48.706	J. LOPEZ	1:33.420	52:52.993
15	20:35:44.371	J. LOPEZ	20:37:33.131	J. LOPEZ	1:48.760	54:41.753

88 Proton Competition						
Ford Mustang LMGT3 LMGT3						
1	11:50:22.571	G. RODA	11:52:24.251	G. RODA	2:01.680	2:01.680
2	12:34:02.268	G. RODA	12:34:32.722	G. RODA	30.454	2:32.134
3	12:46:48.615	G. RODA	12:48:17.788	M. PEDERSEN	1:29.173	4:01.307
4	13:36:49.527	M. PEDERSEN	13:38:20.113	G. RODA	1:30.586	5:31.893
5	14:27:34.900	G. RODA	14:28:42.768	G. RODA	1:07.868	6:39.761
6	14:52:19.981	G. RODA	14:53:24.926	G. RODA	1:04.945	7:44.706
7	15:09:13.304	G. RODA	15:10:45.027	M. PEDERSEN	1:31.723	9:16.429
8	16:00:15.893	M. PEDERSEN	16:01:33.386	M. PEDERSEN	1:17.493	10:33.922
9	16:50:15.143	M. PEDERSEN	16:51:45.916	D. OLSEN	1:30.773	12:04.695
10	17:40:07.002	D. OLSEN	17:41:30.794	D. OLSEN	1:23.792	13:28.487
11	18:30:07.986	D. OLSEN	18:31:41.216	M. PEDERSEN	1:33.230	15:01.717
12	19:20:08.675	M. PEDERSEN	19:21:40.889	D. OLSEN	1:32.214	16:33.931
13	20:10:03.976	D. OLSEN	20:11:36.088	D. OLSEN	1:32.112	18:06.043

91 Manthey EMA						
Porsche 911 GT3 R LMGT3 LMGT3						
1	11:47:20.042	Y. SHAHIN	11:48:35.875	Y. SHAHIN	1:15.833	1:15.833
2	12:37:46.520	Y. SHAHIN	12:39:16.207	M. SCHURING	1:29.687	2:45.520
3	13:33:38.145	M. SCHURING	13:34:54.329	M. SCHURING	1:16.184	4:01.704
4	14:25:19.687	M. SCHURING	14:26:48.435	Y. SHAHIN	1:28.748	5:30.452
5	15:16:32.358	Y. SHAHIN	15:17:48.733	Y. SHAHIN	1:16.375	6:46.827
6	15:45:14.956	Y. SHAHIN	16:07:14.510	Y. SHAHIN	21:59.554	28:46.381
7	16:09:17.802	Y. SHAHIN	16:09:47.979	Y. SHAHIN	30.177	29:16.558





FIA WEC Qatar 1812 KM Race

Pit Stop Analysis

No	In Time	In Driver	Out Time	Out Driver	Pit Time	T. Pit Time	No	In Time	In Driver	Out Time	Out Driver	Pit Time	T. Pit Time
8	16:11:46.751	Y. SHAHIN	16:13:01.360	R. LIETZ	1:14.609	30:31.167	4	14:20:17.134	N. PINO	14:21:46.953	J. CAYGILL	1:29.819	5:32.454
9	17:03:23.613	R. LIETZ	17:04:49.502	R. LIETZ	1:25.889	31:57.056	5	14:37:53.786	J. CAYGILL	14:38:24.163	J. CAYGILL	30.377	6:02.831
10	17:08:56.910	R. LIETZ	17:12:04.515	R. LIETZ	3:07.605	35:04.661	6	15:10:05.713	J. CAYGILL	15:11:20.708	J. CAYGILL	1:14.995	7:17.826
11	18:02:16.353	R. LIETZ	18:03:44.940	M. SCHURING	1:28.587	36:33.248	7	15:23:19.531	J. CAYGILL	15:27:33.499	J. CAYGILL	4:13.968	11:31.794
12	18:53:59.601	M. SCHURING	18:55:25.449	M. SCHURING	1:25.848	37:59.096	8	15:32:30.709	J. CAYGILL	15:33:35.569	J. CAYGILL	1:04.860	12:36.654
13	19:45:32.948	M. SCHURING	19:47:01.648	R. LIETZ	1:28.700	39:27.796	9	15:49:32.292	J. CAYGILL	15:50:51.489	M. SATO	1:19.197	13:55.851
14	20:27:43.312	R. LIETZ	20:28:50.641	R. LIETZ	1:07.329	40:35.125	10	16:37:08.785	M. SATO	16:42:40.719	M. SATO	5:31.934	19:27.785
92	Manthey PureRxcing Porsche 911 GT3 R LMGT3 LMGT3						11	17:29:26.703	M. SATO	17:31:12.758	N. PINO	1:46.055	21:13.840
1	11:48:51.489	A. MALYKHIN	11:50:07.080	A. MALYKHIN	1:15.591	1:15.591	12	18:18:01.712	N. PINO	18:19:19.445	N. PINO	1:17.733	22:31.573
2	12:43:22.641	A. MALYKHIN	12:44:50.723	J. STURM	1:28.082	2:43.673	13	18:32:55.882	N. PINO	18:43:27.973	N. PINO	10:32.091	33:03.664
3	13:35:06.712	J. STURM	13:36:33.039	J. STURM	1:26.327	4:10.000	14	19:08:37.437	N. PINO	19:09:07.746	N. PINO	30.309	33:33.973
4	14:28:51.802	J. STURM	14:30:22.846	A. MALYKHIN	1:31.044	5:41.044	15	19:30:26.486	N. PINO	19:32:00.125	M. SATO	1:33.639	35:07.612
5	15:21:00.285	A. MALYKHIN	15:22:16.960	A. MALYKHIN	1:16.675	6:57.719	16	20:04:55.037	M. SATO	20:06:28.347	M. SATO	1:33.310	36:40.922
6	16:00:17.549	A. MALYKHIN	16:01:35.615	K. BACHLER	1:18.066	8:15.785	17	20:33:37.190	M. SATO	20:34:07.529	M. SATO	30.339	37:11.261
7	16:49:38.231	K. BACHLER	16:50:52.719	K. BACHLER	1:14.488	9:30.273	18	20:45:41.574	M. SATO	20:46:22.644	M. SATO	41.070	37:52.331
8	17:35:11.100	K. BACHLER	17:36:35.597	J. STURM	1:24.497	10:54.770	99	Proton Competition Porsche 963 HYPERCAR H					
9	18:26:35.062	J. STURM	18:27:51.088	J. STURM	1:16.026	12:10.796	1	11:54:08.717	N. JANI	11:55:23.864	N. JANI	1:15.147	1:15.147
10	19:16:05.954	J. STURM	19:17:34.383	K. BACHLER	1:28.429	13:39.225	2	12:53:47.241	N. JANI	12:55:17.775	H. TINCKNELL	1:30.534	2:45.681
11	20:07:38.895	K. BACHLER	20:08:54.717	K. BACHLER	1:15.822	14:55.047	3	13:49:20.263	H. TINCKNELL	13:50:34.840	H. TINCKNELL	1:14.577	4:00.258
93	Peugeot TotalEnergies Peugeot 9X8 HYPERCAR H						4	14:44:18.982	H. TINCKNELL	14:45:44.098	J. ANDLAUER	1:25.116	5:25.374
1	11:55:15.414	N. MÜLLER	11:56:31.452	N. MÜLLER	1:16.038	1:16.038	5	15:42:09.773	J. ANDLAUER	15:43:40.345	J. ANDLAUER	1:30.572	6:55.946
2	12:54:09.593	N. MÜLLER	12:55:40.063	M. JENSEN	1:30.470	2:46.508	6	16:37:12.148	J. ANDLAUER	16:38:56.075	H. TINCKNELL	1:43.927	8:39.873
3	13:51:01.014	M. JENSEN	13:52:17.035	M. JENSEN	1:16.021	4:02.529	7	17:30:52.220	H. TINCKNELL	17:32:24.813	N. JANI	1:32.593	10:12.466
4	14:47:12.900	M. JENSEN	14:48:38.339	J. VERGNE	1:25.439	5:27.968	8	18:26:50.771	N. JANI	18:28:05.650	N. JANI	1:14.879	11:27.345
5	15:44:57.163	J. VERGNE	15:46:17.505	J. VERGNE	1:20.342	6:48.310	9	19:16:54.548	N. JANI	19:18:22.532	J. ANDLAUER	1:27.984	12:55.329
6	16:39:53.165	J. VERGNE	16:41:15.767	N. MÜLLER	1:22.602	8:10.912	10	20:03:58.533	J. ANDLAUER	20:05:07.602	J. ANDLAUER	1:09.069	14:04.398
7	17:36:40.569	N. MÜLLER	17:37:55.274	N. MÜLLER	1:14.705	9:25.617	777	D'Station Racing Aston Martin Vantage AMR LMGT3 LMGT3					
8	18:33:03.402	N. MÜLLER	18:34:33.041	M. JENSEN	1:29.639	10:55.256	1	11:49:08.432	C. MATEU	11:50:54.940	C. MATEU	1:46.508	1:46.508
9	19:30:34.587	M. JENSEN	19:32:02.212	J. VERGNE	1:27.625	12:22.881	2	12:46:29.751	C. MATEU	12:48:01.044	E. BASTARD	1:31.293	3:17.801
10	20:26:05.660	J. VERGNE	20:27:04.958	J. VERGNE	59.298	13:22.179	3	13:38:20.262	E. BASTARD	13:39:34.431	E. BASTARD	1:14.169	4:31.970
94	Peugeot TotalEnergies Peugeot 9X8 HYPERCAR H						4	14:29:49.363	E. BASTARD	14:31:19.519	C. MATEU	1:30.156	6:02.126
1	11:31:36.456	P. DI RESTA	11:32:42.713	P. DI RESTA	1:06.257	1:06.257	5	15:20:36.432	C. MATEU	15:21:41.739	C. MATEU	1:05.307	7:07.433
2	12:28:18.385	P. DI RESTA	12:29:33.450	P. DI RESTA	1:15.065	2:21.322	6	15:52:27.216	C. MATEU	15:53:54.082	M. SORENSEN	1:26.866	8:34.299
3	13:29:08.678	P. DI RESTA	13:30:35.677	L. DUVAL	1:26.999	3:48.321	7	16:43:41.744	M. SORENSEN	16:45:13.401	E. BASTARD	1:31.657	10:05.956
4	14:26:19.526	L. DUVAL	14:27:35.175	L. DUVAL	1:15.649	5:03.970	8	17:35:18.446	E. BASTARD	17:36:34.236	M. SORENSEN	1:15.790	11:21.746
5	15:23:12.000	L. DUVAL	15:24:37.835	S. VANDOORNE	1:25.835	6:29.805	9	18:26:25.094	M. SORENSEN	18:28:01.382	E. BASTARD	1:36.288	12:58.034
6	16:00:55.512	S. VANDOORNE	16:31:13.111	S. VANDOORNE	30:17.599	36:47.404	10	19:18:27.272	E. BASTARD	19:19:59.801	M. SORENSEN	1:32.529	14:30.563
7	17:23:20.978	S. VANDOORNE	17:24:47.036	S. VANDOORNE	1:26.058	38:13.462	11	20:09:43.506	M. SORENSEN	20:10:58.121	M. SORENSEN	1:14.615	15:45.178
8	18:15:05.619	S. VANDOORNE	18:16:08.079	S. VANDOORNE	1:02.460	39:15.922	95	United Autosports McLaren 720S LMGT3 Evo LMGT3					
9	18:49:08.286	S. VANDOORNE	18:50:31.947	P. DI RESTA	1:23.661	40:39.583	1	11:47:34.454	J. CAYGILL	11:48:51.119	J. CAYGILL	1:16.665	1:16.665
10	19:41:06.856	P. DI RESTA	19:42:34.416	L. DUVAL	1:27.560	42:07.143	2	12:36:33.377	J. CAYGILL	12:38:04.879	N. PINO	1:31.502	2:48.167
11	20:33:35.387	L. DUVAL	20:34:28.965	L. DUVAL	53.578	43:00.721	3	13:30:43.893	N. PINO	13:31:58.361	N. PINO	1:14.468	4:02.635