

Classic Endurance Racing

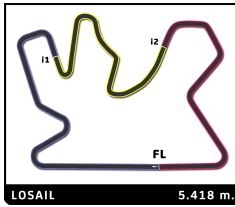
Qatar 1812 KM

Qualifying

Sector Analysis

— Invalidated Lap ■ Personal Best ■ Session Best ■ Crossing the pit lane

Lap	D	Time	Sector 1	Sector 2	Sector 3	Kph	Elapsed	Lap	D	Time	Sector 1	Sector 2	Sector 3	Kph	Elapsed
<div style="border: 1px solid black; padding: 2px; display: inline-block; font-weight: bold; font-size: 24px;">2</div> 1. Geoffroy PETER GT1 <small>Porsche 911 Carrera RSR 2.8 1973</small>								<div style="border: 1px solid black; padding: 2px; display: inline-block; font-weight: bold; font-size: 24px;">9</div> 1. MONFORTINO Porsche 910 1972 P-2L							
1	1	3:18.196	1:37.359	53.379	47.458	93.3	3:18.196	1	1	3:30.092	1:50.262	51.472	48.358	88.0	3:30.092
2	1	2:31.811	53.975	49.255	48.581	128.5	5:50.007	2	1	2:31.545	54.494	50.416	46.635	128.7	6:01.637
3	1	2:41.584	B 55.807	47.189	58.588	120.7	8:31.591	3	1	2:38.747	B 54.728	48.171	55.848	122.9	8:40.384
4	1	4:45.063	3:10.620	47.253	47.190	68.4	13:16.654	4	1	5:05.602	3:30.113	47.604	47.885	63.8	13:45.986
5	1	2:26.812	53.260	47.897	45.655	132.9	15:43.466	5	1	2:29.894	55.335	47.426	47.133	130.1	16:15.880
6	1	2:26.050	53.533	47.317	45.200	133.5	18:09.516	6	1	2:33.374	55.149	50.208	48.017	127.2	18:49.254
7	1	2:25.896	52.778	47.797	45.321	133.7	20:35.412	7	1	2:51.379	B 57.246	51.343	1:02.790	113.8	21:40.633
8	1	2:25.747	53.664	46.365	45.718	133.8	23:01.159	8	1	10:08.076	8:32.619	47.965	47.492	32.1	31:48.709
9	1	2:26.085	54.448	46.936	44.701	133.5	25:27.244	9	1	2:28.867	54.395	47.743	46.729	131.0	34:17.576
10	1	2:24.579	52.591	47.082	44.906	134.9	27:51.823	10	1	2:26.966	53.452	46.965	46.549	132.7	36:44.542
11	1	2:23.660	52.408	46.597	44.655	135.8	30:15.483	11	1	2:50.188	B 55.327	49.996	1:04.865	114.6	39:34.730
12	1	2:25.765	52.506	47.764	45.495	133.8	32:41.248								
13	1	2:25.232	53.446	46.900	44.886	134.3	35:06.480								
14	1	2:24.310	53.044	46.209	45.057	135.2	37:30.790								
15	1	3:12.730	B 52.371	59.385	1:20.974	101.2	40:43.520								
<div style="border: 1px solid black; padding: 2px; display: inline-block; font-weight: bold; font-size: 24px;">3</div> 1. Kurt THIEL GT1 <small>Porsche 911 Carrera RSR 2.8 1973</small>								<div style="border: 1px solid black; padding: 2px; display: inline-block; font-weight: bold; font-size: 24px;">10</div> 1. Jean-Jacques BALLY 2. Remy GOIRAN GT1 <small>Porsche 904/6 Carrera GT 1964</small>							
1	1	3:17.283	1:35.363	54.155	47.765	93.8	3:17.283	1	1	3:39.812	1:54.058	53.608	52.146	84.1	3:39.812
2	1	2:27.199	53.942	47.615	45.642	132.5	5:44.482	2	1	2:40.729	58.910	51.337	50.482	121.4	6:20.541
3	1	2:35.920	B 52.588	47.918	55.414	125.1	8:20.402	3	1	2:45.881	57.375	55.612	52.894	117.6	9:06.422
4	1	3:56.222	2:23.112	47.386	45.724	82.6	12:16.624	4	1	2:45.992	58.986	54.318	52.688	117.5	11:52.414
5	1	2:25.567	53.589	47.140	44.838	134.0	14:42.191	5	1	2:48.193	1:01.794	53.309	53.090	116.0	14:40.607
6	1	2:24.048	52.772	46.484	44.792	135.4	17:06.239	6	1	2:58.975	B 1:02.376	53.699	1:02.900	109.0	17:39.582
7	1	2:22.778	52.033	46.715	44.030	136.6	19:29.017	7	2	6:46.463	5:01.349	52.994	52.120	48.0	24:26.045
8	1	2:24.242	51.745	46.552	45.945	135.2	21:53.259	8	2	2:45.696	1:02.441	52.527	50.728	117.7	27:11.741
9	1	2:22.810	51.945	46.596	44.269	136.6	24:16.069	9	2	2:43.757	1:00.055	52.480	51.222	119.1	29:55.498
10	1	2:23.050	51.970	46.500	44.580	136.3	26:39.119	10	2	2:42.448	59.174	51.931	51.343	120.1	32:37.946
11	1	2:23.301	52.143	46.805	44.353	136.1	29:02.420	11	2	2:45.938	1:00.110	53.259	52.569	117.5	35:23.884
12	1	2:23.724	52.036	46.723	44.965	135.7	31:26.144	12	2	2:47.065	1:00.876	53.421	52.768	116.7	38:10.949
13	1	2:23.456	51.913	46.489	45.054	136.0	33:49.600	13	2	3:57.642	B 1:13.590	1:13.781	1:30.271	82.1	42:08.591
14	1	2:24.251	52.197	47.763	44.291	135.2	36:13.851								
15	1	2:24.800	51.996	46.630	46.174	134.7	38:38.651								
16	1	3:38.027	B 1:12.513	59.322	1:26.192	89.5	42:16.678								
<div style="border: 1px solid black; padding: 2px; display: inline-block; font-weight: bold; font-size: 24px;">7</div> 1. Toni SEILER P+2L <small>Lola T70 Mk.3B 1969</small>								<div style="border: 1px solid black; padding: 2px; display: inline-block; font-weight: bold; font-size: 24px;">13</div> 1. Oren NATAF GT1 <small>Porsche 911 Carrera RSR 2.8 1972</small>							
1	1	2:48.688	1:12.904	48.881	46.903	109.7	2:48.688	1	1	3:39.209	1:51.547	55.312	52.350	84.4	3:39.209
2	1	2:40.378	B 53.030	47.641	59.707	121.6	5:29.066	2	1	2:39.930	58.741	50.638	50.551	122.0	6:19.139
3	1	3:33.803	2:07.723	43.421	42.659	91.2	9:02.869	3	1	2:38.890	57.362	51.664	49.864	122.8	8:58.029
4	1	2:12.132	48.387	42.401	41.344	147.6	11:15.001	4	1	3:02.639	B 58.535	58.092	1:06.012	106.8	12:00.668
5	1	2:10.813	47.932	41.664	41.217	149.1	13:25.814	5	1	4:46.382	3:03.878	52.194	50.310	68.1	16:47.050
6	1	2:10.394	46.929	42.363	41.102	149.6	15:36.208	6	1	2:36.254	56.980	50.380	48.894	124.8	19:23.304
7	1	2:09.775	47.318	41.705	40.752	150.3	17:45.983	7	1	2:35.322	56.623	50.126	48.573	125.6	21:58.626
8	1	2:29.287	B 48.805	45.010	55.472	130.7	20:15.270	8	1	2:34.222	56.485	49.592	48.145	126.5	24:32.848
9	1	5:26.909	3:56.028	47.089	43.792	59.7	25:42.179	9	1	3:00.182	B 1:01.063	55.289	1:03.830	108.3	27:33.030
10	1	2:08.807	46.419	41.195	41.193	151.4	27:50.986	10	1	4:31.297	2:46.639	52.731	51.927	71.9	32:04.327
11	1	2:07.750	46.514	41.120	40.116	152.7	29:58.736	11	1	2:35.803	56.084	50.519	49.200	125.2	34:40.130
12	1	2:07.766	46.708	40.896	40.162	152.7	32:06.502	12	1	2:33.193	55.856	49.154	48.183	127.3	37:13.323
13	1	2:24.259	B 47.806	43.418	53.035	135.2	34:30.761	13	1	3:14.628	58.222	1:02.293	1:14.113	100.2	40:27.951
								<div style="border: 1px solid black; padding: 2px; display: inline-block; font-weight: bold; font-size: 24px;">22</div> 1. Didier ROBIN P-2L <small>Chevron B16 1970</small>							
1	1	2:53.119	1:16.029	49.796	47.294	106.8	2:53.119	1	1	2:53.119	1:16.029	49.796	47.294	106.8	2:53.119



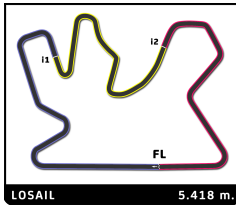
Classic Endurance Racing

Qatar 1812 KM

Qualifying

Sector Analysis

													— Invalidated Lap		■ Personal Best		■ Session Best		■ Crossing the pit lane			
Lap	D	Time	Sector 1	Sector 2	Sector 3	Kph	Elapsed	Lap	D	Time	Sector 1	Sector 2	Sector 3	Kph	Elapsed							
													Porsche 930 Turbo Gr.IV 1979									
													1. SATANAS OF MONTPARI		GT2							
23																						
1	1	4:36.206	2:56.072	53.524	46.610	67.0	4:36.206	1	1	3:02.129 B	1:18.499	48.934	54.696	101.6	3:02.129							
2	1	2:23.045	52.683	46.388	43.974	136.4	6:59.251	2	1	2:40.867	1:14.528	44.453	41.886	121.2	5:42.996							
3	1	2:20.096	50.996	45.348	43.752	139.2	9:19.347	3	1	2:11.476	47.598	42.608	41.270	148.4	7:54.472							
4	1	2:20.340	50.879	45.494	43.967	139.0	11:39.687	4	1	2:23.868 B	48.913	46.199	48.756	135.6	10:18.340							
5	1	2:27.601 B	50.802	44.910	51.889	132.1	14:07.288	5	1	3:12.704	1:48.832	43.039	40.833	101.2	13:31.044							
6	1	4:13.004	2:43.502	45.999	43.503	77.1	18:20.292	6	1	2:18.963 B	47.173	42.740	49.050	140.4	15:50.007							
7	1	2:18.213	49.973	44.682	43.558	141.1	20:38.505	7	1	2:53.038	1:28.174	42.222	42.642	112.7	18:43.045							
8	1	2:31.267 B	49.759	44.846	56.662	128.9	23:09.772	8	1	2:09.222	46.981	41.784	40.457	150.9	20:52.267							
													Lola T212 1971		P-2L							
													Chevron B16 1971		P-2L							
24																						
1	1	2:39.232	1:04.759	49.109	45.364	116.2	2:39.232	1	1	2:11.171	47.198	43.566	40.407	148.7	29:35.313							
2	1	2:20.497	52.265	45.890	42.342	138.8	4:59.729	2	1	2:10.661	46.928	41.997	41.736	149.3	31:45.974							
3	1	2:16.247	49.980	44.749	41.518	143.2	7:15.976	3	1	2:09.454	47.228	42.199	40.027	150.7	33:55.428							
4	1	2:14.927	49.089	44.026	41.812	144.6	9:30.903	4	1	2:13.604	48.783	44.376	40.445	146.0	36:09.032							
5	1	2:15.272	49.598	43.833	41.841	144.2	11:46.175	5	1	2:11.850	47.932	42.398	41.520	147.9	38:20.882							
6	1	2:14.863	49.183	44.085	41.595	144.6	14:01.038	6	1	3:42.737	1:06.051	1:13.295	1:23.391	87.6	42:03.619							
7	1	2:14.994	49.124	44.294	41.576	144.5	16:16.032	7	1	3:01.816	1:15.787	48.304	57.725	107.3	45:05.435							
8	1	2:32.350 B	50.813	47.076	54.461	128.0	18:48.382	8	1	2:11.620	48.560	42.206	40.854	148.2	25:14.982							
9	1	5:43.527	4:16.022	45.067	42.438	56.8	24:31.909	9	1	2:09.160	47.057	41.784	40.319	151.0	27:24.142							
10	1	2:14.873	49.768	43.764	41.341	144.6	26:46.782	10	1	2:11.171	47.198	43.566	40.407	148.7	29:35.313							
11	1	2:19.031	49.054	44.620	45.357	140.3	29:05.813	11	1	2:10.661	46.928	41.997	41.736	149.3	31:45.974							
12	1	2:18.085	48.706	46.879	42.500	141.3	31:23.898	12	1	2:11.171	47.198	43.566	40.407	148.7	29:35.313							
13	1	2:14.201	49.397	43.581	41.223	145.3	33:38.099	13	1	2:10.661	46.928	41.997	41.736	149.3	31:45.974							
14	1	2:14.081	48.989	43.815	41.277	145.5	35:52.180	14	1	2:09.454	47.228	42.199	40.027	150.7	33:55.428							
15	1	2:19.602	48.815	45.995	44.792	139.7	38:11.782	15	1	2:13.604	48.783	44.376	40.445	146.0	36:09.032							
16	1	3:51.358 B	1:11.300	1:13.583	1:26.475	84.3	42:03.140	16	1	2:11.850	47.932	42.398	41.520	147.9	38:20.882							
													Chevron B27S 1974		P+2L							
27																						
1	1	3:51.483	2:21.644	46.207	43.632	79.9	3:51.483	1	1	3:23.973	1:24.049	1:13.258	46.666	90.7	3:23.973							
2	1	2:03.770	45.349	39.700	38.721	157.6	5:55.253	2	1	2:26.690	54.252	46.981	45.457	133.0	5:50.663							
3	1	2:11.915	45.322	43.838	42.755	147.9	8:07.168	3	1	2:26.748	54.379	46.320	46.049	132.9	8:17.411							
4	1	1:59.568	43.164	38.999	37.405	163.1	10:06.736	4	1	2:26.450	53.120	47.626	45.704	133.2	10:43.861							
													Lola T70 Mk.2 1966		P+2L							
31																						
													1. Gary FURST									
1	1	2:14.684 B	43.086	39.541	52.057	144.8	2:14.684	1	1	3:23.973	1:24.049	1:13.258	46.666	90.7	3:23.973							
2	1	4:38.445	2:57.254	51.301	49.890	70.0	7:03.129	2	1	2:26.690	54.252	46.981	45.457	133.0	5:50.663							
3	1	1:59.583	43.613	39.049	36.921	163.1	9:02.712	3	1	2:26.748	54.379	46.320	46.049	132.9	8:17.411							
4	1	1:59.614	43.389	38.987	37.238	163.1	10:52.326	4	1	2:26.450	53.120	47.626	45.704	133.2	10:43.861							
5	1	2:36.022 B	51.793	49.345	54.884	125.0	13:28.348	5	1	4:39.667	3:06.452	47.208	46.007	69.7	18:03.952							
													Chevron B16 1970		P-2L							
52																						
													1. Francisco SA CARNEIRO		2. Hipolito PIRES							
1	1	3:16.159	1:33.930	54.022	48.207	94.3	3:16.159	1	1	2:25.537	53.670	46.294	45.573	134.0	20:29.489							
2	1	2:33.223	54.686	50.101	48.436	127.3	5:49.382	2	1	2:31.353	54.532	47.818	49.003	128.9	23:00.842							
3	1	2:28.252	53.054	48.312	46.886	131.6	8:17.634	3	1	2:28.533	56.414	47.078	45.041	131.3	25:29.375							
4	1	2:29.017	54.095	48.406	46.516	130.9	10:46.651	4	1	2:27.536	52.931	46.911	47.694	132.2	27:56.911							
5	1	2:28.710	53.120	49.083	46.507	131.2	13:15.361	5	1	2:25.132	52.324	47.107	45.701	134.4	30:22.043							



Classic Endurance Racing

Qatar 1812 KM

Qualifying

Sector Analysis

— Invalidated Lap ■ Personal Best ■ Session Best **B** Crossing the pit lane

Lap	D	Time	Sector 1	Sector 2	Sector 3	Kph	Elapsed	Lap	D	Time	Sector 1	Sector 2	Sector 3	Kph	Elapsed
6	1	2:26.569	52.701	47.713	46.155	133.1	15:41.930	8	1	2:21.302	51.043	46.487	43.772	138.0	21:47.525
7	1	2:27.236	52.873	48.046	46.317	132.5	18:09.166	9	1	2:20.884	51.221	45.881	43.782	138.4	24:08.409
8	1	2:38.623 B	52.653	48.901	57.069	123.0	20:47.789	10	1	2:20.416	51.088	45.084	44.244	138.9	26:28.825
9	2	5:44.110	4:02.890	49.479	51.741	56.7	26:31.899	11	1	2:17.999	50.512	44.835	42.652	141.3	28:46.824
10	2	2:36.955	57.560	49.736	49.659	124.3	29:08.854	12	1	2:16.826	50.174	43.963	42.689	142.6	31:03.650
11	2	2:31.253	54.344	47.425	49.484	129.0	31:40.107	13	1	2:16.757	49.903	44.189	42.665	142.6	33:20.407
12	2	2:33.008	56.411	47.985	48.612	127.5	34:13.115	14	1	2:19.152	50.492	44.707	43.953	140.2	35:39.559
13	2	2:31.065	53.238	48.147	49.680	129.1	36:44.180	15	1	2:36.553	59.763	48.865	47.925	124.6	38:16.112
14	2	2:39.736	55.346	48.917	55.473	122.1	39:23.916	16	1	3:54.771 B	1:09.942	1:13.428	1:31.401	83.1	42:10.883
15	2	3:12.148	1:09.502	59.124	1:03.522	101.5	42:36.064								
16	2	2:54.177	1:08.589	56.947	48.641	112.0	45:30.241								

58 1.Urs BECK
2.Patrick SIMON
Porsche 911 Carrera RSR 3.0 1974 GT1

1	1	3:13.328	1:36.471	50.582	46.275	95.7	3:13.328
2	1	2:23.040	52.358	46.132	44.550	136.4	5:36.368
3	1	2:22.091	51.699	45.700	44.692	137.3	7:58.459
4	1	2:21.860	51.668	45.763	44.429	137.5	10:20.319
5	1	2:22.183	52.187	45.977	44.019	137.2	12:42.502
6	1	2:34.579 B	51.733	46.490	56.356	126.2	15:17.081
7	2	5:38.622	4:03.606	49.719	45.297	57.6	20:55.703
8	2	2:19.456	50.943	45.079	43.434	139.9	23:15.159
9	2	2:18.084	50.318	44.752	43.014	141.3	25:33.243
10	2	2:50.218 B	58.381	51.607	1:00.230	114.6	28:23.461

59 1.Steve BROOKS
Lola T70 Mk.3B 1968 P+2L

1	1	2:49.305	1:16.376	47.096	45.833	109.3	2:49.305
2	1	2:12.939	48.838	43.474	40.627	146.7	5:02.244
3	1	2:10.583	47.650	42.145	40.788	149.4	7:12.827
4	1	2:10.896	47.529	43.035	40.332	149.0	9:23.723
5	1	2:10.404	46.727	42.757	40.920	149.6	11:34.127
6	1	2:09.455	47.190	42.186	40.079	150.7	13:43.582
7	1	2:24.199 B	47.096	43.120	53.983	135.3	16:07.781
8	1	5:27.824	4:04.571	42.496	40.757	59.5	21:35.605
9	1	2:10.849	47.813	42.996	40.040	149.1	23:46.454
10	1	2:11.622	47.750	43.243	40.629	148.2	25:58.076
11	1	2:08.832	46.655	41.628	40.549	151.4	28:06.908
12	1	2:08.976	46.789	41.593	40.594	151.2	30:15.884
13	1	2:19.123 B	46.969	43.034	49.120	140.2	32:35.007
14	1	5:57.279	4:32.511	44.011	40.757	54.6	38:32.286
15	1	3:37.839	1:06.936	1:05.511	1:25.392	89.5	42:10.125
16	1	2:57.007	1:15.143	51.424	50.440	110.2	45:07.132

60 1.Martin WACHTER
Lola T70 Mk.3 1968 P+2L

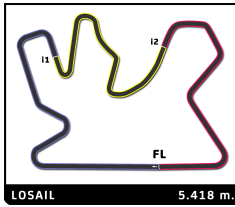
1	1	2:49.164	1:13.429	49.296	46.439	109.3	2:49.164
2	1	2:29.197	53.930	48.805	46.462	130.7	5:18.361
3	1	2:31.650	54.986	49.475	47.189	128.6	7:50.011
4	1	2:31.315	53.053	47.400	50.862	128.9	10:21.326
5	1	2:50.114 B	56.655	54.807	58.652	114.7	13:11.440
6	1	3:55.050	2:24.541	46.215	44.294	83.0	17:06.490
7	1	2:19.733	51.193	44.639	43.901	139.6	19:26.223

61 1.Serge LIBENS
Porsche 911 Carrera RSR 3.0 1974 GT1

1	1	3:17.738	1:35.836	54.280	47.622	93.5	3:17.738
2	1	2:30.328	54.083	48.797	47.448	129.7	5:48.066
3	1	2:27.377	52.322	47.725	47.330	132.3	8:15.443
4	1	2:26.971	53.051	46.478	47.442	132.7	10:42.414
5	1	2:26.134	52.700	47.170	46.264	133.5	13:08.548
6	1	2:24.943	51.747	46.285	46.911	134.6	15:33.491
7	1	2:27.046	53.417	47.044	46.585	132.6	18:00.537
8	1	2:25.787	52.205	47.417	46.165	133.8	20:26.324
9	1	2:26.015	52.400	46.752	46.863	133.6	22:52.339
10	1	2:26.640	52.732	46.656	47.252	133.0	25:18.979
11	1	2:24.927	52.428	46.549	45.950	134.6	27:43.906
12	1	2:25.058	52.421	46.608	46.029	134.5	30:08.964
13	1	2:39.054 B	52.507	47.731	58.816	122.6	32:48.018
14	1	3:52.512	2:20.648	46.692	45.172	83.9	36:40.530
15	1	2:23.681	51.478	45.991	46.212	135.8	39:04.211
16	1	3:13.218	1:06.173	1:01.307	1:05.738	100.9	42:17.429
17	1	3:00.847	1:20.060	54.620	46.167	107.9	45:18.276

62 1.Michael BIRCH
Chevron B19 1971 P-2L

1	1	3:01.472	1:27.594	48.442	45.436	101.9	3:01.472
2	1	2:18.101	50.392	44.758	42.951	141.2	5:19.573
3	1	2:16.047	49.046	43.843	43.158	143.4	7:35.620
4	1	2:12.863	48.468	43.496	40.899	146.8	9:48.483
5	1	2:24.273 B	48.809	43.217	52.247	135.2	12:12.756
6	1	3:37.663	2:09.911	45.587	42.165	89.6	15:50.419
7	1	2:14.387	48.099	44.312	41.976	145.1	18:04.806
8	1	2:12.548	48.235	43.369	40.944	147.2	20:17.354
9	1	2:12.919	48.165	42.680	42.074	146.7	22:30.273
10	1	2:10.405	47.604	42.695	40.106	149.6	24:40.678
11	1	2:11.107	47.869	42.717	40.521	148.8	26:51.785
12	1	2:12.928	47.596	42.339	42.993	146.7	29:04.713
13	1	2:10.826	47.165	42.525	41.136	149.1	31:15.539
14	1	2:10.305	47.483	42.327	40.495	149.7	33:25.844
15	1	2:12.856	47.624	43.249	41.983	146.8	35:38.700
16	1	2:10.835	47.710	42.912	40.213	149.1	37:49.535
17	1	2:56.908	49.040	1:00.961	1:06.907	110.3	40:46.443
18	1	4:11.128	1:29.713	1:28.536	1:12.879	77.7	44:57.571
19	1	2:28.875 B	47.852	42.481	58.542	131.0	47:26.446



Classic Endurance Racing

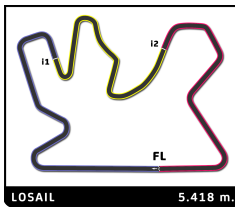
Qatar 1812 KM

Qualifying

Sector Analysis

— Invalidated Lap ■ Personal Best ■ Session Best ■ Crossing the pit lane

Lap	D	Time	Sector 1	Sector 2	Sector 3	Kph	Elapsed	Lap	D	Time	Sector 1	Sector 2	Sector 3	Kph	Elapsed
70 1. Ross HYETT 2. Nick HYETT Lola T70 Mk.3B 1969 P+2L								12 1 2:17.110 B 47.694 41.320 48.096 142.3 30:26.792							
1 1 2:40.577 1:14.339 44.752 41.486 115.2 2:40.577								13 1 8:38.326 7:13.190 42.520 42.616 37.6 39:05.118							
2 1 2:10.124 47.642 42.317 40.165 149.9 4:50.701								14 1 3:18.426 B 1:05.901 1:01.519 1:11.006 98.3 42:23.544							
3 1 2:09.641 46.513 42.218 40.910 150.5 7:00.342															
4 1 2:10.583 47.445 42.470 40.668 149.4 9:10.925															
5 1 2:27.784 B 48.517 44.016 55.251 132.0 11:38.709															
6 2 5:34.062 4:05.448 45.327 43.287 58.4 17:12.771															
7 2 2:16.267 49.426 44.420 42.421 143.1 19:29.038															
8 2 2:16.701 48.693 45.364 42.644 142.7 21:45.739															
9 2 2:15.269 48.999 43.303 42.967 144.2 24:01.008															
10 2 2:14.217 48.403 43.635 42.179 145.3 26:15.225															
11 2 2:13.605 49.300 42.719 41.586 146.0 28:28.830															
12 2 2:14.742 48.520 44.001 42.221 144.8 30:43.572															
13 2 2:12.683 47.941 43.091 41.651 147.0 32:56.255															
14 2 2:13.907 48.114 43.156 42.637 145.7 35:10.162															
15 2 10:20.374 B 48.771 42.944 8:48.659 31.4 45:30.536															
72 1. NELSON 2. Pierre FILLON Chevron B19 1971 P-2L								1. Xavier MICHEL Chevron B19 1971 P-2L							
1 2 2:51.984 1:14.025 50.562 47.397 107.5 2:51.984								1 1 2:17.014 53.045 43.139 40.830 135.0 2:17.014							
2 2 2:24.758 51.328 47.891 45.539 134.7 5:16.742								2 1 2:08.487 46.974 42.067 39.446 151.8 4:25.501							
3 2 2:18.460 49.553 45.130 43.777 140.9 7:35.202								3 1 2:08.113 46.440 42.073 39.600 152.2 6:33.614							
4 2 2:17.489 50.312 44.452 42.725 141.9 9:52.691								4 1 2:07.076 46.550 41.766 38.760 153.5 8:40.690							
5 2 2:16.390 49.361 44.473 42.556 143.0 12:09.081								5 1 2:05.956 46.053 40.837 39.066 154.9 10:46.646							
6 2 2:13.729 48.445 43.237 42.047 145.9 14:22.810								6 1 2:08.455 46.340 42.146 39.969 151.8 12:55.101							
7 2 2:15.530 48.445 44.549 42.536 143.9 16:38.340								7 1 2:07.086 46.103 41.244 39.739 153.5 15:02.187							
8 2 2:30.793 B 49.068 44.975 56.750 129.3 19:09.133								8 1 2:24.666 B 46.798 43.099 54.769 134.8 17:26.853							
9 1 4:01.552 2:36.677 43.000 41.875 80.7 23:10.685								9 1 14:33.247 ... 50.065 41.571 22.3 32:00.100							
10 1 2:11.350 47.169 42.757 41.424 148.5 25:22.035								10 1 2:24.134 B 46.233 41.168 56.733 135.3 34:24.234							
11 1 2:10.025 46.791 41.517 41.717 150.0 27:32.060								11 1 3:22.626 2:00.220 42.547 39.859 96.3 37:46.860							
12 1 2:11.235 46.651 43.311 41.273 148.6 29:43.295								12 1 2:54.302 46.003 57.533 1:10.766 111.9 40:41.162							
13 1 2:11.631 46.470 42.102 43.059 148.2 31:54.926								13 1 3:45.049 1:27.540 1:29.505 48.004 86.7 44:26.211							
14 1 2:14.510 47.268 43.553 43.689 145.0 34:09.436								14 1 2:15.674 54.846 41.608 39.220 143.8 46:41.885							
15 1 2:08.874 46.378 41.310 41.186 151.3 36:18.310															
16 1 2:10.016 47.294 42.300 40.422 150.0 38:28.326															
17 1 3:45.289 B 1:03.751 1:10.124 1:31.414 86.6 42:13.615															
18 1 4:06.732 2:43.532 42.097 41.103 79.1 46:20.347															
75 1. Ludovic CARON Chevron B31 1975 P-2L								1. Pascal DUHAMEL 2. Sébastien CRUBILE Porsche 935 K3 1981 GT2							
1 1 3:01.438 1:23.292 50.060 48.086 101.9 3:01.438								1 2 2:23.902 57.377 43.948 42.577 128.5 2:23.902							
2 1 2:17.241 51.945 43.353 41.943 142.1 5:18.679								2 2 2:10.207 47.424 42.027 40.756 149.8 4:34.109							
3 1 2:09.175 47.928 41.155 40.092 151.0 7:27.854								3 2 2:08.548 46.539 42.061 39.948 151.7 6:42.657							
4 1 2:06.030 45.153 41.294 39.583 154.8 9:33.884								4 2 2:07.732 45.734 41.690 40.308 152.7 8:50.389							
5 1 2:06.452 45.524 40.625 40.303 154.2 11:40.336								5 2 2:31.647 B 50.754 46.225 54.668 128.6 11:22.036							
6 1 2:05.230 45.254 40.494 39.482 155.8 13:45.566								6 1 4:37.657 3:06.111 46.463 45.083 70.2 15:59.693							
7 1 2:18.667 B 46.134 42.427 50.106 140.7 16:04.233								7 1 2:19.651 50.530 45.830 43.291 139.7 18:19.344							
8 1 5:46.192 4:23.255 41.126 41.811 56.3 21:50.425								8 1 2:17.989 48.704 46.022 43.263 141.4 20:37.333							
9 1 2:09.505 48.581 40.699 40.225 150.6 23:59.930								9 1 2:15.495 48.202 44.175 43.118 144.0 22:52.828							
10 1 2:04.574 45.321 40.249 39.004 156.6 26:04.504								10 1 2:14.214 47.929 44.499 41.786 145.3 25:07.042							
11 1 2:05.178 45.289 40.336 39.553 155.8 28:09.682								11 1 2:14.514 47.579 44.304 42.631 145.0 27:21.556							
								12 1 2:17.337 48.949 44.546 43.842 142.0 29:38.893							
								13 1 2:15.025 47.490 44.739 42.796 144.5 31:53.918							
								14 1 2:17.574 47.891 44.803 44.880 141.8 34:11.492							
								15 1 2:24.550 B 46.908 46.094 51.548 134.9 36:36.042							
								85 1. Tony SINCLAIR Lola T292 1973 P-2L							
1 1 3:01.438 1:23.292 50.060 48.086 101.9 3:01.438								1 1 2:44.219 1:16.972 45.686 41.561 112.6 2:44.219							
2 1 2:17.241 51.945 43.353 41.943 142.1 5:18.679								2 1 2:07.664 47.050 41.383 39.231 152.8 4:51.883							
3 1 2:09.175 47.928 41.155 40.092 151.0 7:27.854								3 1 2:08.148 46.170 42.079 39.899 152.2 7:00.031							
4 1 2:06.030 45.153 41.294 39.583 154.8 9:33.884								4 1 2:07.028 46.011 42.308 38.709 153.5 9:07.059							
5 1 2:06.452 45.524 40.625 40.303 154.2 11:40.336								5 1 2:24.876 B 47.123 42.949 54.804 134.6 11:31.935							
6 1 2:05.230 45.254 40.494 39.482 155.8 13:45.566								6 1 5:32.241 4:07.610 42.244 42.387 58.7 17:04.176							
7 1 2:18.667 B 46.134 42.427 50.106 140.7 16:04.233								7 1 2:07.260 45.967 42.235 39.058 153.3 19:11.436							
8 1 5:46.192 4:23.255 41.126 41.811 56.3 21:50.425								8 1 2:17.368 B 46.137 41.552 49.679 142.0 21:28.804							
9 1 2:09.505 48.581 40.699 40.225 150.6 23:59.930								9 1 6:49.657 5:28.459 42.562 38.636 47.6 28:18.461							
10 1 2:04.574 45.321 40.249 39.004 156.6 26:04.504								10 1 2:05.300 45.464 41.458 38.378 155.7 30:23.761							
11 1 2:05.178 45.289 40.336 39.553 155.8 28:09.682								11 1 2:10.128 46.157 42.109 41.862 149.9 32:33.889							
								12 1 2:18.433 B 45.676 41.680 51.077 140.9 34:52.322							



Classic Endurance Racing

Qatar 1812 KM

Qualifying

Sector Analysis

— Invalidated Lap ■ Personal Best ■ Session Best **B** Crossing the pit lane

Lap	D	Time	Sector 1	Sector 2	Sector 3	Kph	Elapsed	Lap	D	Time	Sector 1	Sector 2	Sector 3	Kph	Elapsed
13	1	5:19.923	3:11.082	49.730	1:19.111	61.0	40:12.245	12	1	2:39.500 B	46.422	53.452	59.626	122.3	38:57.232
14	1	4:01.011	1:45.835	1:16.629	58.547	80.9	44:13.256	13	1	6:03.286	3:46.413	1:15.092	1:01.781	53.7	45:00.518
15	1	3:00.568 B	1:11.370	47.779	1:01.419	108.0	47:13.824								

Chevrolet Corvette C3 1969
GT1

93

1. Eric EXCOFFIER
2. Clément EXCOFFIER

1	2	3:33.046	1:52.968	52.508	47.570	86.8	3:33.046
2	2	2:23.246	52.376	47.173	43.697	136.2	5:56.292
3	2	2:25.559	51.029	46.212	48.318	134.0	8:21.851
4	2	2:19.514	50.540	45.015	43.959	139.8	10:41.365
5	2	2:35.019 B	50.725	46.859	57.435	125.8	13:16.384
6	1	8:41.013	6:56.437	52.999	51.577	37.4	21:57.397
7	1	2:41.092 B	55.371	48.490	57.231	121.1	24:38.489
8	1	4:07.251	2:27.365	49.729	50.157	78.9	28:45.740
9	1	2:32.479	54.669	48.863	48.947	127.9	31:18.219
10	1	2:31.339	55.334	48.660	47.345	128.9	33:49.558
11	1	2:30.524	55.025	48.084	47.415	129.6	36:20.082
12	1	2:30.944	53.554	47.794	49.596	129.2	38:51.026
13	1	3:21.752	1:14.634	1:01.579	1:05.539	96.7	42:12.778
14	1	3:02.958	1:17.024	55.051	50.883	106.6	45:15.736

Chevron B16 1970
P-2L

95

1. Henrique GEMPERLE
2. Marc de SIEBENTHAL

1	2	2:26.995	58.178	45.127	43.690	125.8	2:26.995
2	2	2:14.124	48.749	43.670	41.705	145.4	4:41.119
3	2	2:12.182	47.826	43.013	41.343	147.6	6:53.301
4	2	2:12.086	47.690	42.931	41.465	147.7	9:05.387
5	2	2:11.208	47.766	42.503	40.939	148.7	11:16.595
6	2	2:32.312 B	51.426	47.424	53.462	128.1	13:48.907
7	1	4:55.384	3:24.345	46.468	44.571	66.0	18:44.291
8	1	2:19.384	50.277	45.087	44.020	139.9	21:03.675
9	1	2:17.315	49.743	44.472	43.100	142.0	23:20.990
10	1	2:16.896	49.489	44.099	43.308	142.5	25:37.886
11	1	2:17.373	49.570	44.570	43.233	142.0	27:55.259
12	1	2:17.001	49.327	44.612	43.062	142.4	30:12.260
13	1	2:17.437	49.479	44.803	43.155	141.9	32:29.697
14	1	2:17.424	49.875	44.984	42.565	141.9	34:47.121
15	1	2:15.998	49.148	44.099	42.751	143.4	37:03.119
16	1	3:16.121 B	54.816	57.987	1:23.318	99.5	40:19.240

Chevron B19 1971
P-2L

99

1. Jamie CONSTABLE

1	1	4:08.886	2:45.919	42.582	40.385	74.3	4:08.886
2	1	2:24.116	56.013	48.511	39.592	135.3	6:33.002
3	1	2:06.950	46.116	42.263	38.571	153.6	8:39.952
4	1	2:04.891	45.735	40.400	38.756	156.2	10:44.843
5	1	2:09.829	47.537	41.679	40.613	150.2	12:54.672
6	1	2:15.081 B	45.682	41.546	47.853	144.4	15:09.753
7	1	6:33.253	5:03.013	43.335	46.905	49.6	21:43.006
8	1	2:05.151	46.054	40.546	38.551	155.9	23:48.157
9	1	2:23.774 B	46.352	45.730	51.692	135.7	26:11.931
10	1	7:56.488	6:24.693	45.141	46.654	40.9	34:08.419
11	1	2:09.313	46.259	41.458	41.596	150.8	36:17.732