

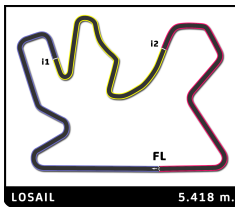
# Classic Endurance Racing

## Qatar 1812 KM Race

### Sector Analysis

— Invalidated Lap 
 ■ Personal Best 
 ■ Session Best 
 ■ Crossing the pit lane

Lap D	Time	Sector 1	Sector 2	Sector 3	Kph	Elapsed	Lap D	Time	Sector 1	Sector 2	Sector 3	Kph	Elapsed
<b>2</b> 1. Geoffroy PETER <small>Porsche 911 Carrera RSR 2.8 1973 GT1</small>							<b>7</b> 1. Toni SEILER <small>Lola T70 Mk.3B 1969 P+2L</small>						
1	2:37.324	58.181	49.453	49.690	117.6	2:37.324	1	2:18.404	50.926	44.261	43.217	133.6	2:18.404
2	3:29.210	58.667	1:16.781	1:13.762	93.2	6:06.534	2	3:38.562	1:06.617	1:17.077	1:14.868	89.2	5:56.966
3	3:44.488	1:24.219	1:12.305	1:07.964	86.9	9:51.022	3	3:45.819	1:24.709	1:12.317	1:08.793	86.4	9:42.785
4	3:33.406	1:24.473	1:03.897	1:05.036	91.4	13:24.428	4	3:33.350	1:22.463	1:03.914	1:06.973	91.4	13:16.135
5	2:48.597	1:12.092	49.721	46.784	115.7	16:13.025	5	2:48.008	1:09.917	48.417	49.674	116.1	16:04.143
6	2:27.363	53.775	48.024	45.564	132.4	18:40.388	6	2:14.989	49.714	43.610	41.665	144.5	18:19.132
7	2:37.072	53.141	48.977	54.954	124.2	21:17.460	7	2:14.239	47.503	41.859	44.877	145.3	20:33.371
8	3:36.486B	57.043	49.319	1:50.124	90.1	24:53.946	8	3:55.829B	1:05.440	1:02.173	1:48.216	82.7	24:29.200
9	8:21.060	6:42.868	52.164	46.028	38.9	33:15.006	9	8:44.546B	6:59.690	51.013	53.843	37.2	33:13.746
10	2:20.930	51.524	45.688	43.718	138.4	35:35.936	10	4:55.889	3:30.353	43.489	42.047	65.9	38:09.635
11	2:21.416	50.946	46.102	44.368	137.9	37:57.352	11	2:13.875	49.611	42.492	41.772	145.7	40:23.510
12	2:32.709B	51.229	46.682	54.798	127.7	40:30.061	12	2:11.530	47.706	41.981	41.843	148.3	42:35.040
13	4:46.409	3:16.593	45.318	44.498	68.1	45:16.470	13	2:12.044	47.813	42.480	41.751	147.7	44:47.084
14	2:20.539	50.908	45.633	43.998	138.8	47:37.009	14	2:10.990	47.807	41.653	41.530	148.9	46:58.074
15	2:20.727	51.351	45.577	43.799	138.6	49:57.736	15	2:11.141	47.579	42.143	41.419	148.7	49:09.215
16	2:21.525	51.055	45.722	44.748	137.8	52:19.261	16	2:11.971	47.210	41.872	42.889	147.8	51:21.186
17	2:21.233	51.688	45.389	44.156	138.1	54:40.494	17	2:10.610	47.652	41.638	41.320	149.3	53:31.796
18	2:22.855	52.014	46.678	44.163	136.5	57:03.349	18	2:10.585	47.245	41.824	41.516	149.4	55:42.381
19	2:22.084	51.714	46.268	44.102	137.3	59:25.433	19	2:09.473	47.359	41.211	40.903	150.6	57:51.854
20	2:23.451	52.224	47.245	43.982	136.0	1:01:48.884	20	2:11.563	47.207	42.877	41.479	148.3	1:00:03.417
21	2:21.766	51.405	46.249	44.112	137.6	1:04:10.650	21	2:11.660	47.276	42.833	41.551	148.1	1:02:15.077
22	2:23.510	52.414	46.232	44.864	135.9	1:06:34.160	22	2:13.667	47.884	44.145	41.638	145.9	1:04:28.744
23	2:23.485	51.912	47.397	44.176	135.9	1:08:57.645	23	2:12.860	47.064	42.867	42.929	146.8	1:06:41.604
24	2:21.616	51.025	46.500	44.091	137.7	1:11:19.261	24	2:11.821	46.912	43.119	41.790	148.0	1:08:53.425
							25	2:11.896	48.560	42.201	41.135	147.9	1:11:05.321
<b>3</b> 1. Kurt THIEL <small>Porsche 911 Carrera RSR 2.8 1973 GT1</small>							<b>9</b> 1. MONFORTINO <small>Porsche 910 1972 P-2L</small>						
1	2:32.767	56.035	48.799	47.933	121.1	2:32.767	1	2:38.292	59.193	50.216	48.883	116.9	2:38.292
2	3:31.789	1:00.555	1:17.376	1:13.858	92.1	6:04.556	2	3:30.194	59.004	1:16.543	1:14.647	92.8	6:08.486
3	3:44.592	1:23.851	1:13.069	1:07.672	86.8	9:49.148	3	3:43.727	1:23.765	1:12.001	1:07.961	87.2	9:52.213
4	3:33.443	1:24.288	1:03.861	1:05.294	91.4	13:22.591	4	3:33.812	1:25.205	1:03.134	1:05.473	91.2	13:26.025
5	2:48.022	1:11.434	49.656	46.932	116.1	16:10.613	5	2:50.447	1:12.223	50.495	47.729	114.4	16:16.472
6	2:25.904	52.624	47.834	45.446	133.7	18:36.517	6	2:34.137	56.012	49.127	48.998	126.5	18:50.609
7	2:37.867	52.046	51.775	54.046	123.6	21:14.384	7	2:32.670	54.428	48.771	49.471	127.8	21:23.279
8	3:30.082B	55.045	47.459	1:47.578	92.8	24:44.466	8	3:49.200B	1:00.460	55.235	1:53.505	85.1	25:12.479
9	8:27.540	6:50.266	51.649	45.625	38.4	33:12.006	9	8:33.859	6:40.748	1:01.500	51.611	38.0	33:46.338
10	2:22.431	51.510	46.376	44.545	136.9	35:34.437	10	2:40.609B	55.099	48.353	57.157	121.4	36:26.947
11	2:31.907B	51.267	45.894	54.746	128.4	38:06.344	11	5:02.744	3:22.889	49.789	50.066	64.4	41:29.691
12	5:01.341	3:29.427	47.206	44.708	64.7	43:07.685	12	2:32.305	54.096	49.326	48.883	128.1	44:01.996
13	2:22.473	51.532	46.550	44.391	136.9	45:30.158	13	2:30.796	54.666	48.587	47.543	129.3	46:32.792
14	2:22.754	51.243	46.826	44.685	136.6	47:52.912	14	2:31.561	54.987	47.887	48.687	128.7	49:04.353
15	2:22.628	51.329	46.441	44.858	136.8	50:15.540	15	2:28.969	53.781	47.392	47.796	130.9	51:33.322
16	2:22.823	51.350	47.050	44.423	136.6	52:38.363	16	2:27.760	53.566	47.499	46.695	132.0	54:01.082
17	2:22.109	51.310	46.276	44.523	137.3	55:00.472	17	2:27.209	52.994	47.528	46.687	132.5	56:28.291
18	2:22.342	51.463	46.556	44.323	137.0	57:22.814	18	2:30.751	53.728	49.862	47.161	129.4	58:59.042
19	2:23.241	51.555	47.283	44.403	136.2	59:46.055	19	2:27.761	53.761	47.691	46.309	132.0	1:01:26.803
20	2:22.496	51.120	46.581	44.795	136.9	1:02:08.551	20	2:28.523	54.016	48.210	46.297	131.3	1:03:55.326
21	2:27.637	52.954	48.310	46.373	132.1	1:04:36.188	21	2:28.349	54.162	47.959	46.228	131.5	1:06:23.675
22	2:23.135	51.799	46.700	44.636	136.3	1:06:59.323	22	2:28.023	53.380	47.996	46.647	131.8	1:08:51.698
23	2:23.284	51.685	46.572	45.027	136.1	1:09:22.607	23	2:26.758	53.431	47.423	45.904	132.9	1:11:18.456
24	2:22.877	51.315	46.390	45.172	136.5	1:11:45.484							



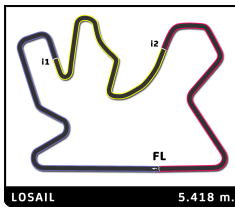
# Classic Endurance Racing

## Qatar 1812 KM Race

### Sector Analysis

— Invalidated Lap 
 ■ Personal Best 
 ■ Session Best 
 ■ Crossing the pit lane

Lap	D	Time	Sector 1	Sector 2	Sector 3	Kph	Elapsed	Lap	D	Time	Sector 1	Sector 2	Sector 3	Kph	Elapsed
<div style="border: 1px solid black; padding: 2px; display: inline-block; font-weight: bold;">10</div> 1. Jean-Jacques BALLY 2. Remy GOIRAN Porsche 904/6 Carrera GTS 1964 GT1								2	1	3:29.876	58.622	1:16.798	1:14.456	92.9	6:09.324
3	1	3:43.712	1:24.162	1:12.110	1:07.440	87.2	9:53.036								
4	1	3:33.587	1:25.306	1:03.225	1:05.056	91.3	13:26.623								
5	1	2:50.010	1:13.002	49.622	47.386	114.7	16:16.633								
6	1	3:02.020	1:00.264	54.128	1:07.628	107.2	19:18.653								
7	1	2:57.072	1:04.844	54.520	57.708	104.5	2:57.072								
8	1	3:19.798	1:02.980	1:03.646	1:13.172	97.6	6:16.870								
9	1	3:41.978	1:23.262	1:11.239	1:07.477	87.9	9:58.848								
10	1	3:33.096	1:26.133	1:03.315	1:03.648	91.5	13:31.944								
11	1	3:04.174	1:17.293	54.580	52.301	105.9	16:36.118								
12	1	2:43.847	59.226	52.501	52.120	119.0	19:19.965								
13	1	2:45.900	59.036	53.162	53.702	117.6	22:05.865								
14	1	3:19.607	1:02.612	55.560	1:21.435	97.7	25:25.472								
15	1	8:34.634	6:47.047	52.769	54.818	37.9	34:00.106								
16	1	2:47.567	1:00.952	52.975	53.640	116.4	36:47.673								
17	1	2:49.946	1:02.191	53.637	54.118	114.8	39:37.619								
18	1	2:46.938	1:00.429	52.646	53.863	116.8	42:24.557								
19	1	2:55.076	1:04.716	54.150	56.210	111.4	45:19.633								
20	1	2:50.563	1:00.694	57.280	52.589	114.4	48:10.196								
21	1	2:48.530	1:01.668	53.115	53.747	115.7	50:58.726								
22	1	3:13.824	1:01.488	53.407	1:18.929	100.6	54:12.550								
23	2	4:12.285	2:24.963	54.133	53.189	77.3	58:24.835								
24	2	2:47.504	1:00.781	54.340	52.383	116.4	1:01:12.339								
25	2	2:50.685	1:02.389	56.022	52.274	114.3	1:04:03.024								
26	2	2:50.757	1:00.823	55.316	54.618	114.2	1:06:53.781								
27	2	2:55.984	1:03.315	56.954	55.715	110.8	1:09:49.765								
<div style="border: 1px solid black; padding: 2px; display: inline-block; font-weight: bold;">13</div> 1. Oren NATAF Porsche 911 Carrera RSR 2.8 1972 GT1								1	1	2:48.778	1:03.700	53.007	52.071	109.6	2:48.778
2	1	3:24.825	58.519	1:11.658	1:14.648	95.2	6:13.603								
3	1	3:43.085	1:23.942	1:11.394	1:07.749	87.4	9:56.688								
4	1	3:33.157	1:25.277	1:03.623	1:04.257	91.5	13:29.845								
5	1	2:56.729	1:15.618	50.628	50.483	110.4	16:26.574								
6	1	2:37.071	56.510	49.828	50.733	124.2	19:03.645								
7	1	2:38.094	57.058	49.769	51.267	123.4	21:41.739								
8	1	3:36.885	57.333	1:11.522	1:28.030	89.9	25:18.624								
9	1	8:28.305	6:45.977	51.187	51.141	38.4	33:46.929								
10	1	2:33.628	55.775	49.614	48.239	127.0	36:20.557								
11	1	2:33.027	55.102	49.364	48.561	127.5	38:53.584								
12	1	2:47.722	55.684	51.110	1:00.928	116.3	41:41.306								
13	1	4:55.203	3:17.231	50.049	47.923	66.1	46:36.509								
14	1	2:31.576	55.113	49.281	47.182	128.7	49:08.085								
15	1	2:33.759	54.597	49.766	49.396	126.9	51:41.844								
16	1	2:32.051	55.195	48.526	48.330	128.3	54:13.895								
17	1	2:32.013	54.818	49.497	47.698	128.3	56:45.908								
18	1	2:35.672	56.541	50.325	48.806	125.3	59:21.580								
19	1	2:38.074	56.138	52.264	49.672	123.4	1:01:59.654								
20	1	2:37.792	56.149	51.279	50.364	123.6	1:04:37.446								
21	1	2:34.903	55.600	49.814	49.489	125.9	1:07:12.349								
22	1	2:36.699	56.516	49.835	50.348	124.5	1:09:49.048								
<div style="border: 1px solid black; padding: 2px; display: inline-block; font-weight: bold;">21</div> 1. Raif KELLENERS De Tomaso Pantera Gr.5 1979 GT2								1	1	2:39.448	1:00.381	50.098	48.969	116.0	2:39.448
<div style="border: 1px solid black; padding: 2px; display: inline-block; font-weight: bold;">22</div> 1. Didier ROBIN Chevron B16 1970 P-2L								1	1	2:50.330	1:10.567	49.242	50.521	108.6	2:50.330
2	1	3:24.644	57.728	1:12.983	1:13.933	95.3	6:14.974								
3	1	3:42.649	1:23.813	1:11.500	1:07.336	87.6	9:57.623								
4	1	3:33.261	1:25.950	1:03.586	1:03.725	91.5	13:30.884								
5	1	2:55.794	1:15.696	51.104	48.994	111.0	16:26.678								
6	1	2:24.112	51.231	45.612	47.269	135.3	18:50.790								
7	1	2:30.531	50.949	48.187	51.395	129.6	21:21.321								
8	1	3:42.105	56.794	53.656	1:51.655	87.8	25:03.426								
9	1	8:14.979	6:38.540	50.131	46.308	39.4	33:18.405								
10	1	2:26.136	50.117	44.445	51.574	133.5	35:44.541								
11	1	4:42.130	3:13.754	45.821	42.555	69.1	40:26.671								
12	1	2:17.183	49.182	44.647	43.354	142.2	42:43.854								
13	1	2:18.847	50.817	45.231	42.799	140.5	45:02.701								
14	1	2:18.081	49.905	44.941	43.235	141.3	47:20.782								
15	1	2:17.447	49.737	44.458	43.252	141.9	49:38.229								
16	1	2:17.290	49.479	44.534	43.277	142.1	51:55.519								
17	1	2:16.942	49.449	44.519	42.974	142.4	54:12.461								
18	1	2:18.356	49.658	44.870	43.828	141.0	56:30.817								
<div style="border: 1px solid black; padding: 2px; display: inline-block; font-weight: bold;">23</div> 1. SATANAS OF MONTPARI Porsche 930 Turbo Gr.IV 1979 GT2								1	1	2:28.749	54.522	48.028	46.199	124.3	2:28.749
2	1	3:32.951	1:01.211	1:17.320	1:14.420	91.6	6:01.700								
3	1	3:45.098	1:23.753	1:13.039	1:08.306	86.7	9:46.798								
4	1	3:33.696	1:22.979	1:04.023	1:06.694	91.3	13:20.494								
5	1	2:47.827	1:10.809	47.591	49.427	116.2	16:08.321								
6	1	2:23.747	52.354	45.879	45.514	135.7	18:32.068								
7	1	2:20.800	50.993	45.245	44.562	138.5	20:52.868								
8	1	3:45.347	51.260	59.852	1:54.235	86.6	24:38.215								
9	1	8:30.645	6:53.740	51.615	45.290	38.2	33:08.860								
10	1	2:20.754	51.804	44.914	44.036	138.6	35:29.614								
11	1	2:21.263	50.851	45.857	44.555	138.1	37:50.877								
12	1	2:24.739	50.194	44.814	49.731	134.8	40:15.616								
13	1	4:48.842	3:19.198	45.433	44.211	67.5	45:04.458								
14	1	2:19.167	49.611	45.801	43.755	140.2	47:23.625								
15	1	2:18.871	50.015	44.849	44.007	140.5	49:42.496								
16	1	2:19.605	50.415	44.984	44.206	139.7	52:02.101								
17	1	2:18.554	49.883	44.833	43.838	140.8	54:20.655								
18	1	2:17.951	49.658	44.618	43.675	141.4	56:38.606								
19	1	2:18.900	50.051	44.523	44.326	140.4	58:57.506								
20	1	2:17.923	49.501	45.137	43.285	141.4	1:01:15.429								
21	1	2:17.416	49.180	44.712	43.524	141.9	1:03:32.845								
22	1	2:17.246	49.520	44.222	43.504	142.1	1:05:50.091								
23	1	2:17.235	49.353	44.473	43.409	142.1	1:08:07.326								
24	1	2:20.320	49.929	45.449	44.942	139.0	1:10:27.646								



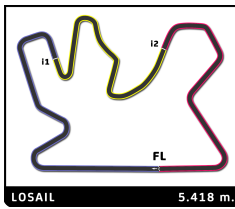
# Classic Endurance Racing

## Qatar 1812 KM Race

### Sector Analysis

— Invalidated Lap    ■ Personal Best    ■ Session Best    ■ Crossing the pit lane

Lap	D	Time	Sector 1	Sector 2	Sector 3	Kph	Elapsed	Lap	D	Time	Sector 1	Sector 2	Sector 3	Kph	Elapsed	
<b>24</b> 1. François BOURDIN								Chevron B16 1971 P-2L								
1	1	2:25.178	51.955	48.988	44.235	127.4	2:25.178	14	1	2:09.415	47.299	41.790	40.326	150.7	46:38.642	
2	1	3:33.950	1:02.347	1:17.465	1:14.138	91.2	5:59.128	15	1	2:10.543	47.962	42.155	40.426	149.4	48:49.185	
3	1	3:45.935	1:24.986	1:11.927	1:09.022	86.3	9:45.063	16	1	2:10.131	47.504	42.548	40.079	149.9	50:59.316	
4	1	3:33.052	1:22.397	1:04.084	1:06.571	91.5	13:18.115	17	1	2:09.271	47.173	41.981	40.117	150.9	53:08.587	
5	1	2:47.933	1:10.343	48.082	49.508	116.1	16:06.048	18	1	2:09.127	47.226	41.807	40.094	151.1	55:17.714	
6	1	2:18.196	50.151	45.314	42.731	141.1	18:24.244	19	1	2:08.875	46.727	41.875	40.273	151.3	57:26.589	
7	1	2:17.828	49.467	45.186	43.175	141.5	20:42.072	20	1	2:10.621	46.360	44.491	39.770	149.3	59:37.210	
8	1	3:53.116	B	59.405	1:01.409	1:52.302	83.7	24:35.188	21	1	2:11.358	46.584	43.949	40.825	148.5	1:01:48.568
9	1	8:33.667	6:55.794	51.243	46.630	38.0	33:08.855	22	1	2:09.791	46.777	43.032	39.982	150.3	1:03:58.359	
10	1	2:16.799	51.404	43.845	41.550	142.6	35:25.654	23	1	2:09.826	47.529	42.113	40.184	150.2	1:06:08.185	
11	1	2:14.803	48.872	44.304	41.627	144.7	37:40.457	24	1	2:08.710	46.362	42.299	40.049	151.5	1:08:16.895	
12	1	2:21.706	B	49.001	44.471	48.234	137.6	40:02.163	25	1	2:09.349	46.633	42.153	40.563	150.8	1:10:26.244
13	1	4:43.350	3:17.472	44.296	41.582	68.8	44:45.513									
14	1	2:14.765	48.841	44.180	41.744	144.7	47:00.278									
15	1	2:15.274	48.878	44.425	41.971	144.2	49:15.552									
16	1	2:14.907	49.028	44.118	41.761	144.6	51:30.459									
17	1	2:14.480	48.669	44.222	41.589	145.0	53:44.939									
18	1	2:13.212	48.602	43.609	41.001	146.4	55:58.151									
19	1	2:14.896	48.352	43.872	42.672	144.6	58:13.047									
20	1	2:14.323	48.528	43.989	41.806	145.2	1:00:27.370									
21	1	2:15.625	48.859	45.211	41.555	143.8	1:02:42.995									
22	1	2:13.969	48.913	43.911	41.145	145.6	1:04:56.964									
23	1	2:14.887	49.141	44.101	41.645	144.6	1:07:11.851									
24	1	2:14.509	48.864	44.608	41.037	145.0	1:09:26.360									
25	1	2:18.145	50.556	43.903	43.686	141.2	1:11:44.505									
<b>27</b> 1. Kyle TILLEY								Chevron B27S 1974 P+2L								
1	1	2:09.122	44.899	40.585	43.638	143.3	2:09.122									
2	1	3:42.634	1:11.571	1:16.744	1:14.319	87.6	5:51.756									
3	1	3:45.711	1:25.175	1:11.933	1:08.673	86.4	9:37.537									
4	1	3:32.603	1:23.123	1:03.460	1:06.020	91.7	13:10.140									
5	1	2:51.449	1:11.653	49.644	50.152	113.8	16:01.589									
6	1	2:04.087	44.816	40.352	38.919	157.2	18:05.676									
<b>31</b> 1. Gary FURST								Lola T212 1971 P-2L								
1	1	2:19.350	51.055	46.177	42.118	132.7	2:19.350									
2	1	3:38.302	1:06.347	1:17.415	1:14.540	89.3	5:57.652									
3	1	3:45.711	1:24.578	1:12.564	1:08.569	86.4	9:43.363									
4	1	3:33.280	1:22.569	1:04.302	1:06.409	91.5	13:16.643									
5	1	2:47.996	1:09.928	48.757	49.311	116.1	16:04.639									
6	1	2:15.650	51.653	42.891	41.106	143.8	18:20.289									
7	1	2:14.230	47.551	42.940	43.739	145.3	20:34.519									
8	1	3:58.334	B	1:05.808	1:01.787	1:50.739	81.8	24:32.853								
9	1	8:35.658	6:57.528	51.111	47.019	37.8	33:08.511									
10	1	2:17.530	B	48.330	41.837	47.363	141.8	35:26.041								
11	1	4:43.377	3:16.695	43.363	43.319	68.8	40:09.418									
12	1	2:10.266	47.729	41.690	40.847	149.7	42:19.684									
13	1	2:09.543	46.642	42.067	40.834	150.6	44:29.227									
<b>52</b> 1. Francisco SA CARNEIRO 2. Hipolito PIRES								Chevron B16 1970 P-2L								
1	1	2:42.650	1:01.518	51.998	49.134	113.7	2:42.650									
2	1	3:30.315	59.296	1:15.668	1:15.351	92.7	6:12.965									
3	1	3:42.837	1:23.204	1:12.054	1:07.579	87.5	9:55.802									
4	1	3:32.933	1:25.488	1:02.919	1:04.526	91.6	13:28.735									
5	1	2:52.304	1:15.313	49.437	47.554	113.2	16:21.039									
6	1	2:29.613	54.073	47.377	48.163	130.4	18:50.652									
7	1	2:31.908	52.770	49.320	49.818	128.4	21:22.560									
8	1	3:45.836	B	1:00.509	53.451	1:51.876	86.4	25:08.396								
9	1	8:14.578	6:39.699	48.609	46.270	39.4	33:22.974									
10	1	2:27.068	52.076	46.550	48.442	132.6	35:50.042									
11	1	2:26.197	52.564	47.235	46.398	133.4	38:16.239									
12	1	2:34.855	B	52.641	46.903	55.311	126.0	40:51.094								
13	2	5:06.407	3:26.017	49.369	51.021	63.7	45:57.501									



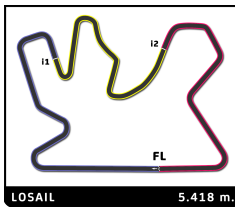
# Classic Endurance Racing

## Qatar 1812 KM Race

### Sector Analysis

— Invalidated Lap 
 ■ Personal Best 
 ■ Session Best 
 ■ Crossing the pit lane

Lap	D	Time	Sector 1	Sector 2	Sector 3	Kph	Elapsed	Lap	D	Time	Sector 1	Sector 2	Sector 3	Kph	Elapsed
<b>58</b> 1.Urs BECK 2.Patrick SIMON Porsche 911 Carrera RSR 3.0 1974 GT1								19	1	2:21.868	51.539	46.727	43.602	137.5	59:29.000
20	1	2:24.451	51.091	48.207	45.153	135.0	1:01:53.451								
21	1	2:21.839	51.074	47.189	43.576	137.5	1:04:15.290								
22	1	2:35.223	52.473	56.061	46.689	125.7	1:06:50.513								
23	1	2:34.621	52.488	55.371	46.762	126.1	1:09:25.134								
24	1	2:29.668	53.956	49.979	45.733	130.3	1:11:54.802								
1	1	2:32.237	55.560	48.395	48.282	121.5	2:32.237	1	1	2:39.807	59.767	51.497	48.543	115.7	2:39.807
2	1	3:31.548	1:00.295	1:16.889	1:14.364	92.2	6:03.785								
3	1	3:44.698	1:23.898	1:12.630	1:08.170	86.8	9:48.483								
4	1	3:33.439	1:24.006	1:04.031	1:05.402	91.4	13:21.922								
5	1	2:48.191	1:11.376	49.227	47.588	116.0	16:10.113								
6	1	2:24.929	52.490	47.563	44.876	134.6	18:35.042								
7	1	2:40.752	51.978	53.008	55.766	121.3	21:15.794								
8	1	3:31.322	55.289	49.324	1:46.709	92.3	24:47.116								
9	1	8:25.539	6:48.129	51.661	45.749	38.6	33:12.655								
10	1	2:22.318	51.828	45.990	44.500	137.1	35:34.973								
11	1	2:21.819	51.131	46.326	44.362	137.5	37:56.792								
12	1	2:32.133	51.416	46.610	54.107	128.2	40:28.925								
13	2	4:46.656	3:14.639	47.223	44.794	68.0	45:15.581								
14	2	2:20.241	50.669	45.606	43.966	139.1	47:35.822								
15	2	2:19.451	50.276	45.092	44.083	139.9	49:55.273								
16	2	2:18.113	<b>49.891</b>	44.907	43.315	141.2	52:13.386								
17	2	2:18.855	50.304	<b>44.274</b>	44.277	140.5	54:32.241								
18	2	2:19.308	50.267	44.711	44.330	140.0	56:51.549								
19	2	2:20.475	50.615	45.513	44.347	138.8	59:12.024								
20	2	<b>2:17.871</b>	50.289	<b>44.609</b>	<b>42.973</b>	141.5	1:01:29.895								
21	2	2:20.036	50.092	45.285	44.659	139.3	1:03:49.931								
22	2	2:20.976	50.573	45.368	45.035	138.4	1:06:10.907								
23	2	2:21.391	51.144	46.021	44.226	137.9	1:08:32.298								
24	2	2:21.848	51.240	45.774	44.834	137.5	1:10:54.146								
<b>59</b> 1.Steve BROOKS Lola T70 Mk.3B 1968 P+2L								20	1	2:25.703	53.433	47.251	46.650	132.4	18:44.395
1	1	2:24.910	48.776	<b>42.105</b>	54.029	127.6	2:24.910								
<b>60</b> 1.Martin WACHTER Lola T70 Mk.3 1968 P+2L								21	1	2:21.839	51.074	47.189	43.576	137.5	1:04:15.290
1	1	2:31.698	56.693	47.460	47.545	121.9	2:31.698								
2	1	3:31.235	59.590	1:16.983	1:14.662	92.3	6:02.933								
3	1	3:44.911	1:23.765	1:12.838	1:08.308	86.7	9:47.844								
4	1	3:33.514	1:23.452	1:03.936	1:06.126	91.4	13:21.358								
5	1	2:47.808	1:11.360	48.943	47.505	116.2	16:09.166								
6	1	2:24.145	51.112	46.941	46.092	135.3	18:33.311								
7	1	2:24.580	51.524	47.432	45.624	134.9	20:57.891								
8	1	3:44.624	52.444	54.800	1:57.380	86.8	24:42.515								
9	1	8:27.380	6:51.108	51.389	44.883	38.4	33:09.895								
10	1	2:20.408	51.951	44.958	43.499	138.9	35:30.303								
11	1	2:18.704	49.933	45.452	43.319	140.6	37:49.007								
12	1	2:19.696	50.191	45.784	43.721	139.6	40:08.703								
13	1	2:19.933	51.021	45.771	43.141	139.4	42:28.636								
14	1	2:32.916	52.000	46.800	54.116	127.6	45:01.552								
15	1	5:04.879	3:37.612	<b>44.698</b>	<b>42.569</b>	64.0	50:06.431								
16	1	<b>2:18.138</b>	50.037	45.033	43.068	141.2	52:24.569								
17	1	2:19.496	<b>49.870</b>	44.847	44.779	139.8	54:44.065								
18	1	2:23.067	54.134	46.062	42.871	136.3	57:07.132								
<b>61</b> 1.Serge LIBENS Porsche 911 Carrera RSR 3.0 1974 GT1								22	1	2:35.223	52.473	56.061	46.689	125.7	1:06:50.513
1	1	2:24.910	48.776	<b>42.105</b>	54.029	127.6	2:24.910								
<b>62</b> 1.NELSON 2.Pierre FILLON Chevron B19 1971 P-2L								23	1	2:34.621	52.488	55.371	46.762	126.1	1:09:25.134
1	1	2:15.278	49.201	42.857	43.220	136.7	2:15.278								
2	1	3:40.368	1:08.993	1:16.355	1:15.020	88.5	5:55.646								
3	1	3:46.015	1:25.001	1:11.920	1:09.094	86.3	9:41.661								
4	1	3:33.105	1:22.274	1:04.208	1:06.623	91.5	13:14.766								
5	1	2:48.819	1:10.302	48.952	49.565	115.5	16:03.585								
6	1	2:31.206	49.256	1:01.575	40.375	129.0	18:34.791								
7	1	2:18.316	49.133	45.007	44.176	141.0	20:53.107								
8	1	3:47.115	51.779	59.426	1:55.910	85.9	24:40.222								
9	1	8:28.830	6:52.061	51.579	45.190	38.3	33:09.052								
10	1	<b>2:11.530</b>	48.797	42.679	<b>40.054</b>	148.3	35:20.582								
11	1	2:16.997	<b>46.185</b>	<b>42.290</b>	48.522	142.4	37:37.579								
12	2	4:53.222	3:24.747	45.158	43.317	66.5	42:30.801								
13	2	2:18.221	50.016	45.399	42.806	141.1	44:49.022								
<b>70</b> 1.Ross HYETT 2.Nick HYETT Lola T70 Mk.3B 1969 P+2L								24	1	2:29.668	53.956	49.979	45.733	130.3	1:11:54.802
1	1	3:25.029	49.953	<b>1:36.142</b>	58.934	90.2	3:25.029								
<b>72</b> 1.NELSON 2.Pierre FILLON Chevron B19 1971 P-2L								19	1	2:21.868	51.539	46.727	43.602	137.5	59:29.000
1	1	2:24.910	48.776	<b>42.105</b>	54.029	127.6	2:24.910								



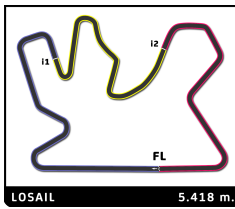
# Classic Endurance Racing

## Qatar 1812 KM Race

### Sector Analysis

— Invalidated Lap 
 ■ Personal Best 
 ■ Session Best 
 ■ Crossing the pit lane

Lap	D	Time	Sector 1	Sector 2	Sector 3	Kph	Elapsed	Lap	D	Time	Sector 1	Sector 2	Sector 3	Kph	Elapsed
14	2	2:14.515	48.398	43.960	42.157	145.0	47:03.537	14	1	2:12.806	47.603	43.398	41.805	146.9	49:53.550
15	2	2:13.944	48.350	43.468	42.126	145.6	49:17.481	15	1	3:03.149B	48.842	49.666	1:24.641	106.5	52:56.699
16	2	2:15.160	48.248	44.075	42.837	144.3	51:32.641	<div style="border: 1px solid black; padding: 5px; display: inline-block;"> <b>84</b> </div> 1. Pascal DUHAMEL 2. Sébastien CRUBILE Porsche 935 K3 1981 GT2							
17	2	2:15.505	47.992	43.927	43.586	143.9	53:48.146								
18	2	2:16.091	48.597	44.520	42.974	143.3	56:04.237								
19	2	2:15.073	48.307	43.417	43.349	144.4	58:19.310								
20	2	2:16.648	48.486	46.015	42.147	142.7	1:00:35.958								
21	2	2:17.406	49.325	45.089	42.992	142.0	1:02:53.364								
22	2	2:19.201	49.487	44.569	45.145	140.1	1:05:12.565								
23	2	2:17.423	49.914	44.909	42.600	141.9	1:07:29.988								
24	2	2:19.809	49.736	47.104	42.969	139.5	1:09:49.797								
<div style="border: 1px solid black; padding: 5px; display: inline-block;"> <b>75</b> </div> 1. Ludovic CARON Chevron B31 1975 P-2L								1 1 2:26.836 53.734 48.184 44.918 126.0 2:26.836 2 1 3:34.110 1:01.803 1:17.817 1:14.490 91.1 6:00.946 3 1 3:45.331 1:23.891 1:12.650 1:08.790 86.6 9:46.277 4 1 3:33.269 1:21.976 1:04.385 1:06.908 91.5 13:19.546 5 1 2:46.879 1:10.706 47.572 48.601 116.9 16:06.425 6 1 2:34.978 1:03.505 46.724 44.749 125.9 18:41.403 7 1 2:35.362 49.886 49.806 55.670 125.5 21:16.765 8 1 3:33.753B 56.390 48.705 1:48.658 91.2 24:50.518 9 1 8:22.477 6:45.725 52.053 44.699 38.8 33:12.995 10 1 2:18.126 49.391 45.099 43.636 141.2 35:31.121 11 1 2:20.376 49.887 45.271 45.218 138.9 37:51.497 12 1 2:26.609B 48.574 46.175 51.860 133.0 40:18.106 13 2 4:51.358 3:25.632 43.138 42.588 66.9 45:09.464 14 2 2:10.804 46.317 43.021 41.466 149.1 47:20.268 15 2 2:09.981 46.308 42.158 41.515 150.1 49:30.249 16 2 2:10.339 46.823 41.945 41.571 149.6 51:40.588 17 2 2:11.862 46.847 42.220 42.795 147.9 53:52.450 18 2 2:09.461 46.625 <b>41.835</b> 41.001 150.7 56:01.911 19 2 <b>2:09.363</b> <b>46.304</b> 41.919 41.140 150.8 58:11.274 20 2 2:09.782 46.448 42.461 <b>40.873</b> 150.3 1:00:21.056 21 2 2:10.813 46.967 42.609 41.237 149.1 1:02:31.869 22 2 2:10.487 46.717 42.291 41.479 149.5 1:04:42.356 23 2 2:33.141 52.589 51.174 49.378 127.4 1:07:15.497 24 2 2:32.333 54.291 50.516 47.526 128.0 1:09:47.830							
<div style="border: 1px solid black; padding: 5px; display: inline-block;"> <b>80</b> </div> 1. Xavier MICHEL Chevron B19 1971 P-2L								20 2 2:09.782 46.448 42.461 <b>40.873</b> 150.3 1:00:21.056 21 2 2:10.813 46.967 42.609 41.237 149.1 1:02:31.869 22 2 2:10.487 46.717 42.291 41.479 149.5 1:04:42.356 23 2 2:33.141 52.589 51.174 49.378 127.4 1:07:15.497 24 2 2:32.333 54.291 50.516 47.526 128.0 1:09:47.830							
<div style="border: 1px solid black; padding: 5px; display: inline-block;"> <b>85</b> </div> 1. Tony SINCLAIR Lola T292 1973 P-2L								1 1 2:12.133 47.402 41.787 42.944 140.0 2:12.133 2 1 3:41.351 1:10.065 1:16.754 1:14.532 88.1 5:53.484 3 1 3:45.557 1:25.073 1:11.681 1:08.803 86.5 9:39.041 4 1 3:32.786 1:23.095 1:03.444 1:06.247 91.7 13:11.827 5 1 2:50.837 1:11.342 49.610 49.885 114.2 16:02.664 6 1 11:38.127B 47.063 41.548 ... 27.9 27:40.791 7 1 9:02.491 7:39.906 42.022 40.563 36.0 36:43.282 8 1 2:09.079 46.851 42.109 40.119 151.1 38:52.361 9 1 2:19.595B 46.540 41.760 51.295 139.7 41:11.956 10 1 4:46.372 3:25.266 42.065 39.041 68.1 45:58.328 11 1 2:07.192 46.893 41.188 39.111 153.3 48:05.520 12 1 2:07.072 45.604 41.160 40.308 153.5 50:12.592 13 1 2:08.210 45.931 42.805 39.474 152.1 52:20.802 14 1 2:08.433 46.208 41.635 40.590 151.9 54:29.235 15 1 2:07.404 45.396 41.777 40.231 153.1 56:36.639 16 1 2:11.563 47.270 44.632 39.661 148.3 58:48.202 17 1 2:06.029 45.564 41.815 38.650 154.8 1:00:54.231 18 1 <b>2:04.529</b> <b>45.300</b> <b>40.850</b> <b>38.379</b> 156.6 1:02:58.760 19 1 2:09.668 46.894 42.081 40.693 150.4 1:05:08.428 20 1 2:10.138 46.972 42.815 40.351 149.9 1:07:18.566 21 1 2:11.147 47.282 42.835 41.030 148.7 1:09:29.713 22 1 2:12.621 47.570 43.177 41.874 147.1 1:11:42.334							
1 1 2:13.247 48.023 <b>42.264</b> 42.960 138.8 2:13.247 2 1 3:41.970 1:10.508 1:16.425 1:15.037 87.9 5:55.217 3 1 3:46.242 1:24.875 1:11.988 1:09.379 86.2 9:41.459 4 1 3:32.872 1:22.116 1:04.138 1:06.618 91.6 13:14.331 5 1 2:49.008 1:10.340 48.897 49.771 115.4 16:03.339 6 1 2:55.388B 1:08.810 46.901 59.677 111.2 18:58.727 7 1 6:22.482B 3:52.295 1:00.504 1:29.683 51.0 25:21.209 8 1 8:27.450 6:51.680 52.530 43.240 38.4 33:48.659 9 1 2:22.000 48.120 49.949 43.931 137.4 36:10.659 10 1 <b>2:11.108</b> 48.270 42.680 <b>40.158</b> 148.8 38:21.767 11 1 2:23.652B <b>47.181</b> 43.808 52.663 135.8 40:45.419 12 1 4:43.452 3:17.087 43.793 42.572 68.8 45:28.871 13 1 2:11.873 47.583 43.464 40.826 147.9 47:40.744															



# Classic Endurance Racing

## Qatar 1812 KM Race

### Sector Analysis

— Invalidated Lap 
 ■ Personal Best 
 ■ Session Best 
 ■ Crossing the pit lane

Lap	D	Time	Sector 1	Sector 2	Sector 3	Kph	Elapsed	Lap	D	Time	Sector 1	Sector 2	Sector 3	Kph	Elapsed
<b>93</b> 1.Eric EXCOFFIER 2.Clément EXCOFFIER Chevrolet Corvette C3 1969 GT1															
1	2	2:36.445	57.287	49.542	49.616	118.2	2:36.445	1	1	2:12.765	48.016	41.792	42.957	139.3	2:12.765
2	2	3:29.647	57.989	1:17.147	1:14.511	93.0	6:06.092	2	1	3:41.668	1:10.080	1:16.799	1:14.789	88.0	5:54.433
3	2	3:44.446	1:23.595	1:12.792	1:08.059	86.9	9:50.538	3	1	3:45.589	1:24.845	1:11.859	1:08.885	86.5	9:40.022
4	2	3:33.206	1:24.240	1:03.654	1:05.312	91.5	13:23.744	4	1	3:32.515	1:22.805	1:03.818	1:05.892	91.8	13:12.537
5	2	2:46.874	1:11.412	49.210	46.252	116.9	16:10.618	5	1	2:50.378	1:11.191	49.415	49.772	114.5	16:02.915
6	2	2:22.806	51.294	46.113	45.399	136.6	18:33.424	6	1	2:08.880	47.400	41.641	39.839	151.3	18:11.795
7	2	2:49.171	B 52.221	53.993	1:02.957	115.3	21:22.595	7	1	2:10.512	46.436	41.215	42.861	149.4	20:22.307
8	2	12:30.134	...	52.773	46.297	26.0	33:52.729	8	1	4:03.242	B 1:14.126	1:03.641	1:45.475	80.2	24:25.549
9	2	2:19.422	50.629	45.526	43.267	139.9	36:12.151	9	1	8:42.549	7:02.437	51.080	49.032	37.3	33:08.098
10	2	2:17.558	49.957	44.630	42.971	141.8	38:29.709	10	1	2:08.296	47.487	41.356	39.453	152.0	35:16.394
11	2	2:27.659	B 51.330	45.154	51.175	132.1	40:57.368	11	1	2:07.089	46.457	41.313	39.319	153.5	37:23.483
12	1	5:10.706	3:34.549	49.028	47.129	62.8	46:08.074	12	1	2:06.172	46.072	40.844	39.256	154.6	39:29.655
13	1	2:31.499	53.472	50.831	47.196	128.7	48:39.573	13	1	2:14.464	B 46.569	41.068	46.827	145.1	41:44.119
14	1	2:44.637	1:08.635	48.490	47.512	118.5	51:24.210	14	1	4:38.791	3:17.733	41.973	39.085	70.0	46:22.910
15	1	2:31.388	53.817	49.217	48.354	128.8	53:55.598	15	1	2:06.914	45.787	41.104	40.023	153.7	48:29.824
16	1	2:31.428	53.903	50.319	47.206	128.8	56:27.026	16	1	2:06.500	46.059	41.890	38.551	154.2	50:36.324
17	1	2:40.474	54.527	54.781	51.166	121.5	59:07.500	17	1	2:05.361	45.933	40.847	38.581	155.6	52:41.685
18	1	2:53.354	1:00.677	57.577	55.100	112.5	1:02:00.854	18	1	2:06.533	46.361	41.339	38.833	154.1	54:48.218
19	1	2:57.222	1:02.408	58.441	56.373	110.1	1:04:58.076	19	1	2:08.033	46.704	42.521	38.808	152.3	56:56.251
20	1	2:53.634	1:03.577	55.284	54.773	112.3	1:07:51.710	20	1	2:08.086	46.062	41.590	40.434	152.3	59:04.337
21	1	2:53.250	1:01.192	56.818	55.240	112.6	1:10:44.960	21	1	2:09.250	47.193	42.283	39.774	150.9	1:01:13.587
<b>95</b> 1.Henrique GEMPERLE 2.Marc de SIEBENTHAL Chevron B16 1970 P-2L															
1	2	2:20.179	51.418	46.154	42.607	132.0	2:20.179	22	1	2:04.868	45.577	40.689	38.602	156.2	1:03:18.455
2	2	3:38.029	1:06.188	1:17.397	1:14.444	89.5	5:58.208	23	1	2:06.019	46.005	40.974	39.040	154.8	1:05:24.474
3	2	3:45.703	1:24.919	1:12.327	1:08.457	86.4	9:43.911	24	1	2:06.246	45.897	41.598	38.751	154.5	1:07:30.720
4	2	3:33.322	1:22.740	1:04.293	1:06.289	91.4	13:17.233	25	1	2:20.904	48.150	48.172	44.582	138.4	1:09:51.624
5	2	2:48.098	1:10.383	48.513	49.202	116.0	16:05.331								
6	2	2:13.210	49.016	42.761	41.433	146.4	18:18.541								
7	2	2:15.339	48.531	43.043	43.765	144.1	20:33.880								
8	2	3:57.518	B 1:05.531	1:02.211	1:49.776	82.1	24:31.398								
9	2	8:36.955	6:57.990	51.327	47.638	37.7	33:08.353								
10	2	2:13.403	49.277	43.224	40.902	146.2	35:21.756								
11	2	2:10.819	47.322	42.379	41.118	149.1	37:32.575								
12	2	2:10.739	47.343	42.480	40.916	149.2	39:43.314								
13	2	2:16.800	B 47.340	42.596	46.864	142.6	42:00.114								
14	1	4:45.488	3:17.672	44.618	43.198	68.3	46:45.602								
15	1	2:17.867	48.980	44.722	44.165	141.5	49:03.469								
16	1	2:16.383	48.961	44.308	43.114	143.0	51:19.852								
17	1	2:18.052	49.798	44.339	43.915	141.3	53:37.904								
18	1	2:16.428	49.194	44.105	43.129	143.0	55:54.332								
19	1	2:16.384	49.371	44.148	42.865	143.0	58:10.716								
20	1	2:16.273	48.961	44.402	42.910	143.1	1:00:26.989								
21	1	2:17.937	49.021	45.390	43.526	141.4	1:02:44.926								
22	1	2:15.085	48.903	44.022	42.160	144.4	1:05:00.011								
23	1	2:14.773	48.687	43.610	42.476	144.7	1:07:14.784								
24	1	2:16.075	49.060	44.444	42.571	143.3	1:09:30.859								
25	1	2:57.694	B 1:00.831	53.639	1:03.224	109.8	1:12:28.553								