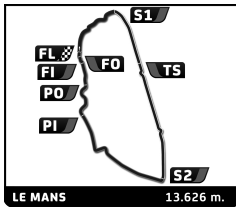


FIA WEC Official Test - 92^e Edition des 24 Heures du Mans Free Practice 1 Test Day



Sector Analysis

Lap under Red Flag											Invalidated Lap	Personal Best	Session Best	B Crossing the pit lane		
Lap	D	Time	Sector 1	Sector 2	Sector 3	T. Spd	Elapsed	Lap	D	Time	Sector 1	Sector 2	Sector 3	T. Spd	Elapsed	
2	Cadillac Racing 1. Earl BAMBER 2. Alex LYNN							Cadillac V-Series.R HYPERCAR H								
	1	2	14:41.269	...	1:28.817	1:43.118	236.2	14:41.269	6	4	6:24.761 B	34.660	1:22.439	4:27.662	330.8	43:37.539
	2	2	3:35.082	34.528	1:22.026	1:38.528	326.8	18:16.351	7	4	15:47.956	...	1:25.743	1:42.122	315.4	59:25.495
	3	2	3:34.637	34.674	1:21.593	1:38.370	327.8	21:50.988	8	4	3:36.567	34.366	1:23.025	1:39.176	328.8	1:03:02.062
	4	2	3:31.882	33.176	1:21.257	1:37.449	331.8	25:22.870	9	4	3:35.315	33.574	1:21.632	1:40.109	330.8	1:06:37.377
	5	2	3:46.847 B	33.386	1:21.746	1:51.715	323.9	29:09.717	10	4	3:32.466	33.170	1:22.401	1:36.895	306.5	1:10:09.843
	6	2	31:11.796	...	1:24.728	1:40.540	294.0	1:00:21.513	11	4	3:31.666	32.958	1:20.974	1:37.734	329.8	1:13:41.509
	7	2	3:42.176 B	33.776	1:21.547	1:46.853	328.8	1:04:03.689	12	4	3:38.491 B	33.056	1:21.255	1:44.180	331.8	1:17:20.000
	8	2	7:41.586	4:27.426	1:30.831	1:43.329	271.1	1:11:45.275	13	1	11:22.302	8:14.012	1:25.589	1:42.701	278.1	1:28:42.302
	9	2	3:33.686	33.872	1:21.813	1:38.001	329.8	1:15:18.961	14	1	3:34.078	33.879	1:22.055	1:38.144	330.8	1:32:16.380
	10	2	3:32.326	34.399	1:21.634	1:36.293	325.8	1:18:51.287	15	1	5:41.884 B	39.792	1:40.992	3:21.100	240.9	1:37:58.264
	11	2	3:32.227	33.691	1:22.110	1:36.426	315.4	1:22:23.514	16	1	20:11.723	...	2:17.980	1:57.492	141.2	1:58:09.987
	12	2	3:35.996	35.425	1:21.558	1:39.013	315.4	1:25:59.510	17	1	8:17.428	39.790	2:58.688	4:38.950	278.1	2:06:27.415
	13	2	3:38.269 B	33.386	1:21.269	1:43.614	330.8	1:29:37.779	18	1	5:13.865	1:22.218	2:00.578	1:51.069	190.8	2:11:41.280
	14	1	18:03.220	...	3:01.324	3:17.136	106.7	1:47:40.999	19	1	3:42.488	38.279	1:24.320	1:39.889	291.6	2:15:23.768
	15	1	7:23.081	1:01.301	3:05.135	3:16.645	117.2	1:55:04.080	20	1	3:34.883	33.214	1:23.352	1:38.317	331.8	2:18:58.651
	16	1	7:30.390	1:30.160	4:01.150	1:59.080	77.4	2:02:34.470	21	1	3:36.923 B	33.038	1:21.333	1:42.552	328.8	2:22:35.574
	17	1	4:13.343	39.794	1:35.868	1:57.681	251.6	2:06:47.813	22	1	20:02.342	...	1:25.018	1:41.855	291.6	2:42:37.916
	18	1	5:03.524	1:06.847	2:04.773	1:51.904	201.5	2:11:51.337	23	1	3:34.788	35.282	1:22.481	1:37.025	322.0	2:46:12.704
	19	1	3:40.886	35.426	1:23.005	1:42.455	315.4	2:15:32.223	24	1	3:31.391	33.120	1:21.092	1:37.179	332.9	2:49:44.095
	20	1	3:36.023	34.141	1:22.600	1:39.282	322.9	2:19:08.246	25	1	3:29.915	32.876	1:21.277	1:35.762	330.8	2:53:14.010
	21	1	3:33.414	33.643	1:21.220	1:38.551	326.8	2:22:41.660	26	1	3:40.160 B	33.199	1:21.608	1:45.353	332.9	2:56:54.170
	22	1	3:36.300	33.699	1:20.957	1:41.644	324.9	2:26:17.960	5 Porsche Penske Motorsport 1. Matt CAMPBELL 2. Michael CHRISTENSEN 3. Frédéric MAKOWIECKI 4. Dane CAMERON Porsche 963 HYPERCAR H							
	23	1	3:35.889	35.468	1:22.233	1:38.188	326.8	2:29:53.849	1	1	7:16.719 B	3:38.063	1:40.432	1:58.224	218.1	7:16.719
	24	1	5:04.092 B	34.117	1:22.127	3:07.848	321.0	2:34:57.941	2	1	11:37.202	8:23.070	1:27.469	1:46.663	230.7	18:53.921
	25	1	12:19.886	9:18.505	1:22.295	1:39.086	314.5	2:47:17.827	3	1	3:40.433	34.874	1:23.198	1:42.361	324.9	22:34.354
	26	1	3:33.850	33.841	1:22.689	1:37.320	319.1	2:50:51.677	4	1	3:33.714	33.752	1:21.552	1:38.410	330.8	26:08.068
	27	1	3:32.351	33.753	1:21.365	1:37.233	322.0	2:54:24.028	5	1	3:40.652 B	33.559	1:21.146	1:45.947	333.9	29:48.720
	28	1	3:47.002 B	33.342	1:21.107	1:52.553	323.9	2:58:11.030	6	1	4:39.097	1:35.448	1:23.640	1:40.009	323.9	34:27.817
3 Cadillac Racing 1. Sébastien BOURDAIS 2. Renger VAN DER ZANDE Cadillac V-Series.R HYPERCAR H								7	1	3:36.741	33.298	1:21.278	1:42.165	330.8	38:04.558	
1	2	52:45.149 B	...	5:07.260	...	154.8	1:52:45.149	8	1	6:38.318 B	32.946	2:10.553	3:54.819	306.5	44:42.876	
2	2	20:06.629	...	1:58.654	2:26.989	189.1	2:12:51.778	9	1	13:08.321	9:54.846	1:27.510	1:45.965	277.4	57:51.197	
3	2	3:38.558	34.443	1:23.350	1:40.765	291.6	2:16:30.336	10	1	3:31.825	33.337	1:21.289	1:37.199	330.8	1:01:23.022	
4	2	3:38.095	33.649	1:23.384	1:41.062	283.9	2:20:08.431	11	1	3:38.717 B	33.028	1:21.122	1:44.567	321.0	1:05:01.739	
5	2	3:42.730 B	34.440	1:23.131	1:45.159	311.8	2:23:51.161	12	1	18:44.125	...	1:26.904	1:41.827	259.4	1:23:45.864	
6	3	12:33.109	7:52.978	2:52.587	1:47.544	79.9	2:36:24.270	13	1	3:37.005	34.506	1:22.513	1:39.986	301.3	1:27:22.869	
7	3	3:40.103	35.549	1:22.874	1:41.680	332.9	2:40:04.373	14	1	3:35.716	33.234	1:21.287	1:41.195	328.8	1:30:58.585	
8	3	3:38.032	35.051	1:22.875	1:40.106	321.0	2:43:42.405	15	1	4:57.355 B	33.223	1:47.042	2:37.090	326.8	1:35:55.940	
9	3	3:37.422	35.476	1:21.598	1:40.348	323.9	2:47:19.827	16	2	9:20.994	3:03.245	3:03.034	3:14.715	117.8	1:45:16.934	
10	3	3:46.561 B	36.654	1:22.783	1:47.124	322.0	2:51:06.388	17	2	7:19.091	58.790	2:59.290	3:21.011	100.9	1:52:36.025	
11	1	12:39.441 B	5:49.049	2:17.248	4:33.144	281.7	3:03:45.829	18	2	5:14.435	1:02.853	2:17.082	1:54.500	138.2	1:57:50.460	
4 Porsche Penske Motorsport 1. Mathieu JAMINET 2. Felipe NASR Porsche 963 HYPERCAR H								19	2	8:18.690	37.511	3:05.390	4:35.789	297.2	2:06:09.150	
1	4	10:18.589 B	6:47.286	1:33.941	1:57.362	229.7	10:18.589	20	2	5:19.771	1:28.975	1:46.134	2:04.662	156.8	2:11:28.921	
2	4	10:13.293 B	6:53.886	1:26.108	1:53.299	279.5	20:31.882	21	2	3:40.185	35.726	1:23.952	1:40.507	305.6	2:15:09.106	
3	4	9:19.525	6:13.239	1:24.574	1:41.712	283.9	29:51.407	22	2	3:36.228	34.247	1:23.273	1:38.708	329.8	2:18:45.334	
4	4	3:40.324	34.310	1:26.145	1:39.869	323.9	33:31.731	23	2	3:33.214	33.671	1:21.641	1:37.902	311.8	2:22:18.548	
5	4	3:41.047	33.822	1:22.561	1:44.664	329.8	37:12.778	24	2	3:31.815	33.113	1:20.742	1:37.960	329.8	2:25:50.363	
								25	2	3:32.961	33.595	1:21.304	1:38.062	330.8	2:29:23.324	
								26	2	5:02.729 B	33.376	1:20.564	3:08.789	332.9	2:34:26.053	
								27	2	5:04.435	2:00.329	1:25.601	1:38.505	299.7	2:39:30.488	
								28	2	3:34.845	35.230	1:21.353	1:38.262	328.8	2:43:05.333	
								29	2	3:30.194	33.144	1:20.928	1:36.122	330.8	2:46:35.527	



FIA WEC Official Test - 92^o Edition des 24 Heures du Mans Free Practice 1 Test Day

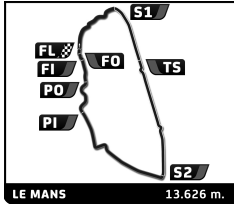


Sector Analysis

Lap under Red Flag Invalidated Lap Personal Best Session Best B Crossing the pit lane

Lap	D	Time	Sector 1	Sector 2	Sector 3	T. Spd	Elapsed	Lap	D	Time	Sector 1	Sector 2	Sector 3	T. Spd	Elapsed
30	2	3:34.572	33.622	1:20.791	1:40.159	331.8	2:50:10.099	11	2	3:29.033	33.082	1:20.148	1:35.803	331.8	1:01:18.151
31	2	3:32.594	33.261	1:21.260	1:38.073	329.8	2:53:42.693	12	2	3:29.933	33.648	1:20.241	1:36.044	342.3	1:04:48.084
32	2	3:29.885	33.407	1:20.538	1:35.940	332.9	2:57:12.578	13	2	3:30.890	33.047	1:20.140	1:37.703	338.1	1:08:18.974
33	2	9:06.421 B	33.101	4:05.281	4:28.039	80.7	3:06:18.999	14	2	3:38.246	35.615	1:22.247	1:40.384	329.8	1:11:57.220
6 Porsche Penske Motorsport Porsche 963 1. Kevin ESTRE 3. Laurens VANTHOOR HYPERCAR H 2. André LOTTERER 4. Dane CAMERON								15 2 3:41.358 B 33.158 1:19.978 1:48.222 337.0 1:15:38.578							
1	3	4:42.624 B	1:12.994	1:34.406	1:55.224	232.6	4:42.624	16	2	4:45.111	1:38.647	1:25.257	1:41.207	290.8	1:20:23.689
2	3	7:48.691	4:44.850	1:24.193	1:39.648	306.5	12:31.315	17	2	3:28.467	32.835	1:20.097	1:35.535	332.9	1:23:52.156
3	3	3:35.523	33.853	1:22.015	1:39.655	329.8	16:06.838	18	2	3:29.291	32.812	1:19.900	1:36.579	334.9	1:27:21.447
4	3	3:29.666	33.001	1:20.801	1:35.864	329.8	19:36.504	19	2	3:30.108	33.352	1:20.665	1:36.091	332.9	1:30:51.555
5	3	3:43.483 B	33.058	1:20.767	1:49.658	332.9	23:19.987	20	2	4:56.960 B	33.111	1:49.036	2:34.813	339.1	1:35:48.515
6	3	4:48.210	1:46.810	1:22.991	1:38.409	326.8	28:08.197	21	3	11:53.702	5:35.336	3:01.352	3:17.014	116.4	1:47:42.217
7	3	3:31.026	32.928	1:20.840	1:37.258	329.8	31:39.223	22	3	7:22.960	1:00.649	3:06.261	3:16.050	117.2	1:55:05.177
8	3	3:44.430 B	33.812	1:24.968	1:45.650	330.8	35:23.653	23	3	10:41.885	1:29.851	4:29.922	4:42.112	74.2	2:05:47.062
9	3	7:53.204 B	2:03.159	1:22.693	4:27.352	288.5	43:16.857	24	3	5:27.671	1:30.733	1:38.058	2:18.880	265.8	2:11:14.733
10	3	16:51.956	...	1:24.203	1:45.147	325.8	1:00:08.813	25	3	3:36.710	34.935	1:22.648	1:39.127	330.8	2:14:51.443
11	3	3:30.241	33.122	1:21.265	1:35.854	330.8	1:03:39.054	26	3	3:31.581	33.222	1:21.540	1:36.819	331.8	2:18:23.024
12	3	3:32.426	33.302	1:22.100	1:37.024	333.9	1:07:11.480	27	3	3:34.802	34.982	1:22.279	1:37.541	330.8	2:21:57.826
13	3	3:29.270	32.823	1:20.490	1:35.957	329.8	1:10:40.750	28	3	3:40.476 B	33.380	1:21.474	1:45.622	333.9	2:25:38.302
14	3	3:38.477 B	33.467	1:21.461	1:43.549	332.9	1:14:19.227	29	3	9:39.149	5:10.828	1:54.252	2:34.069	328.8	2:35:17.451
15	2	5:40.079	2:30.038	1:27.134	1:42.907	283.2	1:19:59.306	30	3	3:33.346	33.802	1:21.608	1:37.936	334.9	2:38:50.797
16	2	3:34.978	34.381	1:21.687	1:38.910	329.8	1:23:34.284	31	3	3:34.619	34.020	1:20.511	1:40.088	338.1	2:42:25.416
17	2	3:32.198	33.480	1:21.715	1:37.003	332.9	1:27:06.482	32	3	3:40.828 B	34.260	1:21.037	1:45.531	339.1	2:46:06.244
18	2	3:35.390	33.642	1:21.842	1:39.906	331.8	1:30:41.872	33	1	5:08.463	2:04.654	1:25.050	1:38.759	322.0	2:51:14.707
19	2	4:00.649	32.988	1:21.860	2:05.801	330.8	1:34:42.521	34	1	3:29.361	32.958	1:20.486	1:35.917	332.9	2:54:44.068
20	2	7:30.845	1:03.002	3:09.533	3:18.310	98.5	1:42:13.366	35	1	4:08.921 B	33.028	1:20.438	2:15.455	338.1	2:58:52.989
21	2	7:16.826	1:02.034	3:02.353	3:12.439	121.4	1:49:30.192	8 Toyota Gazoo Racing Toyota GR010 - Hybrid 1. Sébastien BUEMI 3. Ryo HIRAKAWA HYPERCAR H 2. Brendon HARTLEY 4. Jose Maria LOPEZ							
22	2	6:38.201	1:02.008	3:01.167	2:35.026	113.8	1:56:08.393	1	1	4:49.668	1:31.701	1:31.987	1:45.980	233.7	4:49.668
23	2	9:42.007	42.046	4:18.747	4:41.214	80.2	2:05:50.400	2	1	3:40.240 B	34.033	1:21.258	1:44.949	333.9	8:29.908
24	2	5:32.703 B	1:31.726	1:37.285	2:23.692	248.1	2:11:23.103	3	5	5:03.064	1:55.296	1:24.232	1:43.536	313.6	13:32.972
25	1	15:08.509	...	1:25.066	1:41.002	316.3	2:26:31.612	4	5	3:39.842	34.687	1:23.366	1:41.789	329.8	17:12.814
26	1	3:32.384	33.668	1:22.027	1:36.689	328.8	2:30:03.996	5	5	3:37.439	34.153	1:22.432	1:40.854	328.8	20:50.253
27	1	4:52.566	33.398	1:21.388	2:57.780	330.8	2:34:56.562	6	5	3:38.350	34.011	1:23.411	1:40.928	325.8	24:28.603
28	1	3:32.180	34.553	1:21.580	1:36.047	329.8	2:38:28.742	7	5	3:42.941 B	34.249	1:21.888	1:46.804	333.9	28:11.544
29	1	3:33.664	33.064	1:21.166	1:39.434	330.8	2:42:02.406	8	1	5:23.091	2:11.345	1:29.578	1:42.168	299.7	33:34.635
30	1	3:29.205	33.030	1:20.668	1:35.507	328.8	2:45:31.611	9	1	3:37.298	33.325	1:21.299	1:42.674	333.9	37:11.933
31	1	3:37.879 B	33.485	1:22.566	1:41.828	330.8	2:49:09.490	10	1	6:23.981 B	33.250	1:21.512	4:29.219	332.9	43:35.914
32	1	8:14.797	5:14.547	1:20.944	1:39.306	334.9	2:57:24.287	11	1	14:25.875	...	1:25.294	1:43.441	278.1	58:01.789
33	1	9:34.530 B	43.818	4:20.382	4:30.330	80.1	3:06:58.817	12	1	3:38.226	34.237	1:20.625	1:43.364	333.9	1:01:40.015
7 Toyota Gazoo Racing Toyota GR010 - Hybrid 1. Jose Maria LOPEZ 3. Nyck DE VRIES HYPERCAR H 2. Kamui KOBAYASHI 4. Sébastien BUEMI								13 1 3:30.688 32.738 1:20.619 1:37.331 332.9 1:05:10.703							
1	2	5:37.251	1:18.084	2:15.938	2:03.229	126.7	5:37.251	14	1	3:34.342	33.046	1:20.461	1:40.835	333.9	1:08:45.045
2	2	3:36.632	35.772	1:21.453	1:39.407	327.8	9:13.883	15	1	3:30.931	32.838	1:20.478	1:37.615	330.8	1:12:15.976
3	2	3:30.871	33.328	1:20.473	1:37.070	333.9	12:44.754	16	1	3:32.641	33.874	1:21.122	1:37.645	332.9	1:15:48.617
4	2	3:38.931 B	33.043	1:20.444	1:45.444	333.9	16:23.685	17	1	3:33.480	32.848	1:21.426	1:39.206	323.9	1:19:22.097
5	1	4:48.532	1:46.445	1:22.534	1:39.553	314.5	21:12.217	18	1	3:29.823	32.847	1:20.734	1:36.242	331.8	1:22:51.920
6	1	3:31.298	33.204	1:20.961	1:37.133	331.8	24:43.515	19	1	3:37.647 B	32.951	1:20.482	1:44.214	328.8	1:26:29.567
7	1	3:32.954	33.679	1:22.282	1:36.993	339.1	28:16.469	20	3	15:50.285	...	2:09.617	3:17.201	299.7	1:42:19.852
8	1	3:30.177	33.168	1:20.809	1:36.200	336.0	31:46.646	21	3	7:16.933	1:01.335	3:04.605	3:10.993	102.0	1:49:36.785
9	1	3:39.664 B	33.158	1:21.545	1:44.961	331.8	35:26.310	22	3	6:40.563	1:01.967	3:00.782	2:37.814	121.3	1:56:17.348
10	2	22:22.808	...	1:26.593	1:43.825	244.8	57:49.118	23	3	9:36.683	41.255	4:13.905	4:41.523	72.1	2:05:54.031
								24 3 5:24.676 1:30.783 1:40.201 2:13.692 227.7 2:11:18.707							
								25 3 3:39.296 35.378 1:21.687 1:42.231 336.0 2:14:58.003							





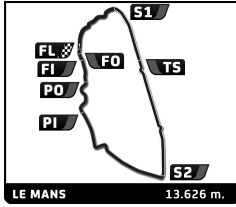
FIA WEC Official Test - 92^o Edition des 24 Heures du Mans Free Practice 1 Test Day



Sector Analysis

Lap under Red Flag Invalidated Lap Personal Best Session Best B Crossing the pit lane

Lap	D	Time	Sector 1	Sector 2	Sector 3	T. Spd	Elapsed	Lap	D	Time	Sector 1	Sector 2	Sector 3	T. Spd	Elapsed
28	2	3:33.699	33.699	1:21.869	1:38.131	321.0	2:29:50.479	21	3	7:23.449 B	1:02.083	3:03.323	3:18.043	100.7	1:45:10.541
29	2	5:06.583 B	33.812	1:21.214	3:11.557	327.8	2:34:57.062	22	2	9:56.425	3:35.553	3:05.594	3:15.278	95.5	1:55:06.966
19 Lamborghini Iron Lynx Lamborghini SC63								22 United Autosports Oreca 07 - Gibson LMP2							
1. Andrea CALDARELLI 3.Jordan PEPPER								1.Oliver JARVIS							
2.Matteo CAIROLI 4.Edoardo MORTARA								2.Bijoy GARG							
1	1	5:25.816	1:50.827	1:42.412	1:52.577	211.7	5:25.816	1	1	5:08.629 B	1:22.303	1:43.590	2:02.736	202.2	5:08.629
2	1	3:39.185	35.666	1:23.046	1:40.473	330.8	9:05.001	2	1	53:40.424	...	1:30.031	1:45.393	286.9	58:49.053
3	1	3:33.257	34.033	1:21.459	1:37.765	330.8	12:38.258	3	1	3:43.278	36.287	1:25.295	1:41.696	317.2	1:02:32.331
4	1	3:34.970	33.282	1:20.841	1:40.847	331.8	16:13.228	4	1	3:40.072	34.502	1:24.376	1:41.194	318.2	1:06:12.403
5	1	3:31.964	33.759	1:20.898	1:37.307	333.9	19:45.192	5	1	3:42.934	34.739	1:24.648	1:43.547	319.1	1:09:55.337
6	1	3:32.579	33.586	1:21.161	1:37.832	332.9	23:17.771	6	1	3:39.926	35.633	1:24.750	1:39.543	316.3	1:13:35.263
7	1	3:43.375 B	33.556	1:22.198	1:47.621	332.9	27:01.146	7	1	3:39.002	34.373	1:23.994	1:40.635	321.0	1:17:14.265
8	1	03:11.131	...	1:30.993	1:41.309	253.9	1:30:12.277	8	1	3:37.393	34.341	1:23.911	1:39.141	321.0	1:20:51.658
9	1	4:27.405	34.104	1:20.975	2:32.326	332.9	1:34:39.682	9	1	3:42.980	35.666	1:25.369	1:41.945	319.1	1:24:34.638
10	1	7:30.616	1:02.295	3:09.703	3:18.618	115.5	1:42:10.298	10	1	3:37.176	34.553	1:23.646	1:38.977	321.0	1:28:11.814
11	1	7:16.945	1:02.188	3:01.025	3:13.732	131.3	1:49:27.243	11	1	3:47.227 B	34.848	1:24.182	1:48.197	321.0	1:31:59.041
12	1	6:35.040	1:02.339	3:00.383	2:32.318	112.8	1:56:02.283	12	2	13:14.775	6:58.037	3:02.440	3:14.298	114.0	1:45:13.816
13	1	9:46.820	39.941	4:25.706	4:41.173	72.2	2:05:49.103	13	2	7:19.188	59.515	2:58.835	3:20.838	118.9	1:52:33.004
14	1	5:26.903	1:31.153	1:38.343	2:17.407	239.9	2:11:16.006	14	2	5:15.305	1:03.470	2:16.120	1:55.715	129.7	1:57:48.309
15	1	3:43.891 B	35.330	1:22.010	1:46.551	340.2	2:14:59.897	15	2	8:18.817	37.822	3:04.716	4:36.279	303.9	2:06:07.126
16	3	11:17.921	8:06.382	1:26.334	1:45.205	270.4	2:26:17.818	16	2	5:20.892	1:28.324	1:46.504	2:06.064	230.7	2:11:28.018
17	3	3:39.043	35.316	1:23.480	1:40.247	320.1	2:29:56.861	17	2	3:47.508	36.016	1:26.972	1:44.520	314.5	2:15:15.526
18	3	4:58.175	34.168	1:21.693	3:02.314	334.9	2:34:55.036	18	2	3:42.806	34.988	1:25.839	1:41.979	322.9	2:18:58.332
19	3	3:49.303	43.012	1:25.431	1:40.860	234.2	2:38:44.339	19	2	3:43.018	35.183	1:25.316	1:42.519	322.9	2:22:41.350
20	3	3:38.763	34.260	1:21.839	1:42.664	329.8	2:42:23.102	20	2	4:21.140 B	35.142	1:25.105	2:20.893	322.0	2:27:02.490
21	3	3:35.690	34.491	1:21.790	1:39.409	331.8	2:45:58.792	21	2	9:31.445	4:50.191	2:55.450	1:45.804	80.3	2:36:33.935
22	3	3:34.961	34.263	1:22.091	1:38.607	333.9	2:49:33.753	22	2	3:45.053	35.267	1:26.753	1:43.033	315.4	2:40:18.988
23	3	3:33.734	34.412	1:21.280	1:38.042	332.9	2:53:07.487	23	2	3:46.913	36.507	1:26.126	1:44.280	317.2	2:44:05.901
24	3	3:33.717	33.957	1:21.554	1:38.206	333.9	2:56:41.204	24	2	3:42.208	35.345	1:25.308	1:41.555	320.1	2:47:48.109
25	3	8:06.241 B	33.908	2:55.372	4:36.961	330.8	3:04:47.445	25	2	3:41.604	35.368	1:24.927	1:41.309	326.8	2:51:29.713
20 BMW M Team WRT BMW M HYBRID V8								23 United Autosports USA Oreca 07 - Gibson LMP2 P/A							
1.Sheldon VAN DER LINDE 3.René RAST								1.Ben KEATING 3.Benjamin HANLEY							
2.Robin FRUJNS 4.Nick YELLOLY								2.Filipe ALBUQUERQUE							
1	3	4:31.172	1:00.246	1:41.001	1:49.925	210.9	4:31.172	1	3	5:14.778 B	1:37.628	1:40.968	1:56.182	199.6	5:14.778
2	3	3:41.191	35.714	1:23.597	1:41.880	319.1	8:12.363	2	3	7:59.291	4:47.713	1:27.673	1:43.905	286.2	13:14.069
3	3	3:36.689	33.998	1:22.645	1:40.046	334.9	11:49.052	3	3	3:41.202	35.419	1:24.831	1:40.952	317.2	16:55.271
4	3	3:42.728 B	34.050	1:22.154	1:46.524	331.8	15:31.780	4	3	3:39.802	34.466	1:24.743	1:40.593	319.1	20:35.073
5	1	11:24.164	8:04.551	1:32.917	1:46.696	210.9	26:55.944	5	3	3:39.895	34.520	1:24.418	1:40.957	321.0	24:14.968
6	1	3:36.983	34.698	1:22.428	1:39.857	331.8	30:32.927								
7	1	3:35.376	33.808	1:21.261	1:40.307	334.9	34:08.303								
8	1	3:36.217	34.092	1:21.045	1:41.080	334.9	37:44.520								
9	1	6:19.196 B	33.185	1:22.707	4:23.304	333.9	44:03.716								
10	1	13:33.770	...	1:27.222	1:42.427	313.6	57:37.486								
11	1	3:32.193	33.597	1:20.837	1:37.759	333.9	1:01:09.679								
12	1	3:36.303	34.946	1:21.501	1:39.856	334.9	1:04:45.982								
13	1	3:32.018	33.407	1:20.810	1:37.801	333.9	1:08:18.000								
14	1	3:37.144	35.511	1:21.868	1:39.765	334.9	1:11:55.144								
15	1	3:32.779	33.358	1:21.253	1:38.168	336.0	1:15:27.923								
16	1	3:41.916 B	33.256	1:21.635	1:47.025	338.1	1:19:09.839								
17	3	5:32.454	2:18.710	1:31.130	1:42.614	238.8	1:24:42.293								
18	3	3:33.046	33.670	1:22.064	1:37.312	314.5	1:28:15.339								
19	3	3:35.944	33.701	1:22.241	1:40.002	334.9	1:31:51.283								
20	3	5:55.809	33.978	2:05.239	3:16.592	230.2	1:37:47.092								

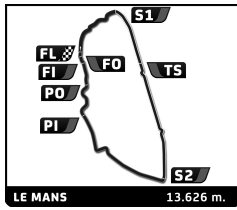


FIA WEC Official Test - 92^o Edition des 24 Heures du Mans Free Practice 1 Test Day



Sector Analysis

Lap under Red Flag							Invalidated Lap							Personal Best							Session Best							B Crossing the pit lane											
Lap	D	Time	Sector 1	Sector 2	Sector 3	T. Spd	Elapsed	Lap	D	Time	Sector 1	Sector 2	Sector 3	T. Spd	Elapsed	Lap	D	Time	Sector 1	Sector 2	Sector 3	T. Spd	Elapsed	Lap	D	Time	Sector 1	Sector 2	Sector 3	T. Spd	Elapsed	Lap	D	Time	Sector 1	Sector 2	Sector 3	T. Spd	Elapsed
6	3	3:42.339	35.375	1:24.570	1:42.394	321.0	27:57.307	22	2	5:13.256	34.851	2:51.488	1:46.917	318.2	2:35:58.845	1	3	5:24.656	1:37.244	1:46.077	2:01.335	180.3	5:24.656	2	3	6:25.627	3:07.121	1:31.564	1:46.942	272.5	11:50.283								
7	3	3:38.264	34.246	1:24.273	1:39.745	318.2	31:35.571	23	2	3:48.408	35.214	1:25.222	1:47.972	318.2	2:39:47.253	3	3	3:46.214	36.370	1:26.469	1:43.375	313.6	15:36.497	13	2	3:43.980	35.117	1:26.269	1:42.594	285.4	1:05:45.089								
8	3	3:43.330	34.277	1:28.726	1:40.327	320.1	35:18.901	24	1	5:22.455	2:13.909	1:26.724	1:41.822	312.7	2:45:09.708	14	2	3:42.601	35.801	1:25.623	1:41.177	316.3	1:09:27.690	14	2	3:40.013	34.802	1:24.678	1:40.533	317.2	1:13:07.703								
9	3	3:57.924	35.606	1:24.439	1:57.879	318.2	39:16.825	25	1	3:43.383	34.800	1:24.543	1:44.040	319.1	2:48:53.091	15	2	3:40.013	34.802	1:24.678	1:40.533	317.2	1:13:07.703	15	2	3:39.765	34.749	1:24.722	1:40.294	316.3	1:16:47.468								
10	3	8:02.584	59.231	4:16.540	2:46.813	81.3	47:19.409	26	1	4:31.331	34.587	1:24.510	2:32.234	319.1	2:53:24.422	16	2	3:39.765	34.749	1:24.722	1:40.294	316.3	1:16:47.468	16	2	3:42.919	34.650	1:25.069	1:43.200	316.3	1:20:30.387								
11	1	19:26.495	...	1:34.627	1:51.420	226.3	1:06:45.904	27	2	3:40.642	34.859	1:24.849	1:40.934	316.3	30:27.421	17	2	3:42.919	34.650	1:25.069	1:43.200	316.3	1:20:30.387	17	2	3:42.739	36.751	1:26.671	1:40.317	314.5	1:24:13.126								
12	1	3:54.161	36.880	1:29.402	1:47.879	315.4	1:10:40.065	28	2	3:38.665	34.757	1:24.262	1:39.646	318.2	1:27:51.791	18	2	3:42.739	36.751	1:26.671	1:40.317	314.5	1:24:13.126	18	2	3:42.769	34.705	1:25.316	1:42.748	316.3	1:31:34.560								
13	1	3:49.761	37.022	1:26.546	1:46.193	317.2	1:14:29.826	29	2	6:12.069	34.143	2:15.811	3:22.115	156.8	1:37:46.629	19	2	6:12.069	34.143	2:15.811	3:22.115	156.8	1:37:46.629	19	2	6:12.069	34.143	2:15.811	3:22.115	156.8	1:37:46.629								
14	1	3:48.643	36.218	1:26.837	1:45.588	316.3	1:18:18.469	30	2	3:38.772	34.505	1:24.367	1:39.900	317.2	2:41:47.910	20	2	3:42.769	34.705	1:25.316	1:42.748	316.3	1:31:34.560	20	2	3:42.769	34.705	1:25.316	1:42.748	316.3	1:31:34.560								
15	1	3:52.285	35.908	1:30.047	1:46.330	314.5	1:22:10.754	31	2	3:41.998	35.296	1:26.402	1:40.300	319.1	2:45:29.908	21	2	6:12.069	34.143	2:15.811	3:22.115	156.8	1:37:46.629	21	2	6:12.069	34.143	2:15.811	3:22.115	156.8	1:37:46.629								
16	1	3:51.121	37.177	1:26.320	1:47.624	316.3	1:26:01.875	32	2	3:47.498	34.953	1:26.107	1:46.438	320.1	2:49:17.406	22	1	11:54.994	5:43.187	3:02.059	3:09.748	124.8	1:49:41.623	22	1	11:54.994	5:43.187	3:02.059	3:09.748	124.8	1:49:41.623								
17	1	3:48.201	36.086	1:26.786	1:45.329	318.2	1:29:50.076	33	1	5:46.590	2:29.654	1:28.445	1:48.491	312.7	2:55:03.996	23	1	6:39.157	1:01.762	3:01.562	2:35.833	111.8	1:56:20.780	23	1	6:39.157	1:01.762	3:01.562	2:35.833	111.8	1:56:20.780								
18	1	4:16.473	35.605	1:25.485	2:15.383	319.1	1:34:06.549	34	1	5:22.886	35.760	1:27.022	3:20.104	298.8	3:00:26.882	24	1	9:35.056	40.567	4:13.252	4:41.237	65.4	2:05:55.836	24	1	9:35.056	40.567	4:13.252	4:41.237	65.4	2:05:55.836								
19	1	6:18.427	48.465	2:13.593	3:16.369	210.1	1:40:24.976	1	1	5:26.335	1:48.999	1:38.527	1:58.809	269.8	5:26.335	25	1	5:24.780	1:31.055	1:40.603	2:13.122	183.7	2:11:20.616	25	1	5:24.780	1:31.055	1:40.603	2:13.122	183.7	2:11:20.616								
20	2	9:20.007	3:36.671	2:35.099	3:08.237	201.5	1:49:44.983	2	1	3:49.646	36.197	1:29.300	1:44.149	317.2	9:15.981	26	1	3:48.051	36.791	1:27.341	1:43.919	294.0	2:15:08.667	26	1	3:48.051	36.791	1:27.341	1:43.919	294.0	2:15:08.667								
21	2	6:40.563	1:01.177	3:03.078	2:36.308	125.6	1:56:25.546	3	1	3:42.758	34.870	1:25.933	1:41.955	315.4	12:58.739	27	1	3:43.052	35.452	1:26.046	1:41.554	319.1	2:18:51.719	27	1	3:43.052	35.452	1:26.046	1:41.554	319.1	2:18:51.719								
22	2	9:35.294	39.705	4:12.787	4:42.802	79.4	2:06:00.840	4	1	3:41.340	34.646	1:25.408	1:41.286	313.6	16:40.079	28	1	3:40.993	34.782	1:24.844	1:41.367	318.2	2:22:32.712	28	1	3:40.993	34.782	1:24.844	1:41.367	318.2	2:22:32.712								
23	2	5:59.062	1:28.337	1:42.748	2:47.977	177.1	2:11:59.902	5	1	3:42.740	34.631	1:24.894	1:43.215	317.2	20:22.819	29	1	3:45.930	34.960	1:25.958	1:45.012	316.3	2:26:18.642	29	1	3:45.930	34.960	1:25.958	1:45.012	316.3	2:26:18.642								
24	2	6:16.882	3:00.390	1:31.398	1:45.094	273.9	2:18:16.784	6	1	3:41.007	34.741	1:24.915	1:41.351	313.6	24:03.826	30	1	3:42.458	35.622	1:25.373	1:41.463	320.1	2:30:01.100	30	1	3:42.458	35.622	1:25.373	1:41.463	320.1	2:30:01.100								
25	2	3:40.387	34.859	1:25.081	1:40.447	317.2	2:21:57.171	7	1	3:47.121	34.415	1:24.903	1:47.803	315.4	27:50.947	31	1	5:01.680	35.086	1:32.305	2:54.289	317.2	2:35:02.780	31	1	5:01.680	35.086	1:32.305	2:54.289	317.2	2:35:02.780								
26	2	3:40.827	35.153	1:24.971	1:40.703	320.1	2:25:37.998	8	1	15:30.420	9:33.800	1:27.223	4:29.397	308.2	43:21.367	32	1	3:46.890	37.991	1:25.864	1:43.035	318.2	2:38:49.670	32	1	3:46.890	37.991	1:25.864	1:43.035	318.2	2:38:49.670								
27	2	3:43.348	34.663	1:24.241	1:44.444	319.1	2:29:21.346	9	2	28:52.096	...	1:33.464	1:45.794	262.6	1:12:13.463	33	1	5:16.630	34.793	1:24.977	3:16.860	320.1	2:44:06.300	33	1	5:16.630	34.793	1:24.977	3:16.860	320.1	2:44:06.300								
28	2	5:01.441	34.844	1:24.621	3:01.976	322.0	2:34:22.787	10	2	3:43.815	35.409	1:26.054	1:42.352	319.1	1:15:57.278	34	3	6:25.418	3:10.567	1:27.742	1:47.109	314.5	2:50:31.718	34	3	6:25.418	3:10.567	1:27.742	1:47.109	314.5	2:50:31.718								
29	2	3:46.351	35.704	1:26.502	1:44.145	317.2	2:38:09.138	11	2	3:43.673	35.689	1:26.068	1:41.916	295.6	1:19:40.951	35	3	3:41.767	34.927	1:25.368	1:41.472	314.5	2:54:13.485	35	3	3:41.767	34.927	1:25.368	1:41.472	314.5	2:54:13.485								
30	2	3:38.772	34.505	1:24.367	1:39.900	317.2	2:41:47.910	12	2	3:41.110	35.223	1:25.233	1:40.654	318.2	1:23:22.061	36	3	3:48.708	34.621	1:25.498	1:48.589	318.2	2:58:02.193	36	3	3:48.708	34.621	1:25.498	1:48.589	318.2	2:58:02.193								
31	2	3:41.998	35.296	1:26.402	1:40.300	319.1	2:45:29.908	13	2	3:42.692	36.710	1:24.902	1:41.080	318.2	1:27:04.753	37	3	10:16.599	1:25.501	4:19.841	4:31.257	79.7	3:08:18.792	37	3	10:16.599	1:25.501	4:19.841	4:31.257	79.7	3:08:18.792								
32	2	3:47.498	34.953	1:26.107	1:46.438	320.1	2:49:17.406	14	2	3:43.492	35.077	1:24.787	1:43.628	321.0	1:30:48.245	1	3	7:05.437	3:16.941	1:46.900	2:01.596	217.2	7:05.437	1	3	7:05.437	3:16.941	1:46.900	2:01.596	217.2	7:05.437								
33	1	5:46.590	2:29.654	1:28.445	1:48.491	312.7	2:55:03.996	15	2	5:03.556	35.042	1:53.338	2:35.176	318.2	1:35:51.801	2	3	4:27.922	39.685	1:36.108	2:12.129	278.8	11:33.359	2	3	4:27.922	39.685	1:36.108	2:12.129	278.8	11:33.359								
34	1	5:22.886	35.760	1:27.022	3:20.104	298.8	3:00:26.882	16	2	36:17.918	...	1:56.973	1:49.648	189.8	2:12:09.719	3	3	11:39.070	8:00.705	1:39.276	1:59.089	257.0	23:12.429	3	3	11:39.070	8:00.705	1:39.276	1:59.089	257.0	23:12.429								
1	3	5:24.656	1:37.244	1:46.077	2:01.335	180.3	5:24.656	17	2	3:42.919	34.650	1:25.069	1:43.200	316.3	1:20:30.387	4	3	4:27.028	38.720	1:34.504	2:13.804	284.7	27:39.457	4	3	4:27.028	38.720	1:34.504	2:13.804	284.7	27:39.457								
2	3	6:25.627	3:07.121	1:31.564	1:46.942	272.5	11:50.283	18	2	3:42.739	36.751	1:26.671	1:40.317	314.5	1:24:13.126	5	3	20:02.722	...	4:23.032	2:56.571	79.3	47:42.179	5	3	20:02.722	...	4:23.032	2:56.571	79.3	47:42.179								
3	3	3:46.214	36.370	1:26.469	1:43.375	313.6	15:36.497	19	2	3:38.665	34.757	1:24.262	1:39.646	318.2	1:27:51.791	1	3	7:05.437	3:16.941	1:46.900	2:01.596	217.2	7:05.437	1	3	7:05.437	3:16.941	1:46.900	2:01.596	217.2	7:05.437								
4	3	3:43.740	35.238	1:26.838																																			



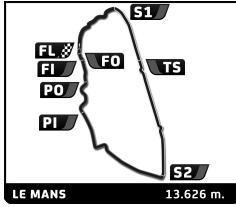
FIA WEC Official Test - 92^e Edition des 24 Heures du Mans Free Practice 1 Test Day



Sector Analysis

Lap under Red Flag Invalidated Lap Personal Best Session Best Crossing the pit lane

Lap	D	Time	Sector 1	Sector 2	Sector 3	T. Spd	Elapsed	Lap	D	Time	Sector 1	Sector 2	Sector 3	T. Spd	Elapsed															
6	3	11:05.771	7:25.227	1:40.944	1:59.600	223.5	58:47.950	26	3	5:16.955 B	34.404	2:53.236	1:49.315	79.8	2:36:36.237															
7	3	4:06.584	38.581	1:33.607	1:54.396	282.5	1:02:54.534	27	1	6:41.140	3:30.055	1:27.742	1:43.343	289.3	2:43:17.377															
8	3	4:01.721	37.963	1:33.220	1:50.538	281.0	1:06:56.255	28	1	3:44.087	35.468	1:26.140	1:42.479	317.2	2:47:01.464															
9	3	4:07.749 B	38.038	1:32.863	1:56.848	281.0	1:11:04.004	29	1	3:43.654	35.242	1:25.993	1:42.419	321.0	2:50:45.118															
10	2	6:29.325	2:58.617	1:36.491	1:54.217	280.3	1:17:33.329	30	1	3:43.924	35.135	1:27.019	1:41.770	315.4	2:54:29.042															
11	2	4:05.135	38.333	1:34.686	1:52.116	280.3	1:21:38.464	31	1	4:13.969 B	35.122	1:26.000	2:12.847	313.6	2:58:43.011															
12	2	4:05.069	37.983	1:33.593	1:53.493	281.7	1:25:43.533	30 Duqueine Team Orega 07 - Gibson 1. John FALB 3. Jean-Baptiste SIMMENAUE LMP2 P/A 2. James ALLEN																						
13	2	4:02.368	38.020	1:33.827	1:50.521	281.0	1:29:45.901	1	2	4:59.825 B	1:20.559	1:38.295	2:00.971	222.1	4:59.825															
14	2	4:53.139	37.957	1:33.098	2:42.084	281.7	1:34:39.040	2	2	8:30.387	5:16.013	1:29.965	1:44.409	269.8	13:30.212															
15	2	7:30.750	1:02.326	3:09.401	3:19.023	110.5	1:42:09.790	3	2	3:46.188	35.385	1:27.149	1:43.654	310.9	17:16.400															
16	2	7:16.902	1:01.763	3:01.108	3:14.031	119.8	1:49:26.692	4	2	3:41.761	34.767	1:25.381	1:41.613	315.4	20:58.161															
17	2	6:34.137	1:02.404	2:59.983	2:31.750	112.3	1:56:00.829	5	2	3:41.654	34.834	1:25.858	1:40.962	316.3	24:39.815															
18	2	6:41.998	40.538	4:06.943	1:54.517	69.9	2:02:42.827	6	2	3:52.330 B	35.939	1:25.959	1:50.432	319.1	28:32.145															
19	2	4:06.497	38.255	1:34.950	1:53.292	243.1	2:06:49.324	7	1	5:43.686	2:21.599	1:31.473	1:50.614	303.9	34:15.831															
20	2	5:08.539	1:07.795	2:04.493	1:56.251	190.1	2:11:57.863	8	1	4:00.764 B	37.648	1:28.460	1:54.656	313.6	38:16.595															
21	2	4:13.906 B	37.983	1:32.684	2:03.239	284.7	2:16:11.769	9	3	20:38.801	...	1:33.854	1:48.961	241.5	58:55.396															
22	1	7:31.663	3:59.961	1:37.224	1:54.478	278.8	2:23:43.432	10	3	3:49.399	36.690	1:27.464	1:45.245	309.1	1:02:44.795															
23	1	4:15.877 B	38.973	1:34.664	2:02.240	281.0	2:27:59.309	11	3	3:48.425	35.963	1:27.970	1:44.492	305.6	1:06:33.220															
24	1	7:42.635	2:49.164	2:23.671	2:29.800	277.4	2:35:41.944	12	3	3:46.281	35.331	1:26.778	1:44.172	294.8	1:10:19.501															
25	1	4:09.607	40.312	1:35.650	1:53.645	278.8	2:39:51.551	13	3	3:44.687	35.638	1:26.377	1:42.672	313.6	1:14:04.188															
26	1	4:06.184	38.860	1:34.135	1:53.189	283.2	2:43:57.735	14	3	3:43.258	35.350	1:25.732	1:42.176	314.5	1:17:47.446															
27	1	4:05.086	38.531	1:34.082	1:52.473	280.3	2:48:02.821	15	3	3:43.917	35.201	1:25.398	1:43.318	314.5	1:21:31.363															
28	1	4:05.411	38.106	1:34.658	1:52.647	281.7	2:52:08.232	16	3	3:46.933	37.371	1:26.377	1:43.185	317.2	1:25:18.296															
29	1	4:04.015	38.254	1:33.745	1:52.016	279.5	2:56:12.247	17	3	3:43.605	35.196	1:25.922	1:42.487	308.2	1:29:01.901															
30	1	7:32.810 B	37.987	2:21.034	4:33.789	279.5	3:03:45.057	18	3	3:41.645	34.875	1:25.290	1:41.480	316.3	1:32:43.546															
28 IDEC Sport Orega 07 - Gibson 1. Paul LAFARGUE 3. Reshad DE GÉRUS LMP2 2. Job VAN UITERT								19								3	5:13.561	39.374	1:35.949	2:58.238	203.7	1:37:57.107								
1								2	5:01.285 B	1:23.020	1:39.172	1:59.093	223.1	5:01.285	20								3	7:56.883 B	56.820	3:03.325	3:56.738	104.5	1:45:53.990	
2								2	12:52.480	9:32.562	1:32.176	1:47.742	237.8	17:53.765	21								2	26:15.184	...	2:03.227	1:57.661	171.2	2:12:09.174	
3								2	3:52.826 B	35.650	1:27.131	1:50.045	310.9	21:46.591	22								2	3:56.705 B	36.039	1:27.599	1:53.067	243.6	2:16:05.879	
4								2	12:02.010	8:44.390	1:30.846	1:46.774	267.8	33:48.601	23								2	4:50.534	1:34.715	1:29.911	1:45.908	282.5	2:20:56.413	
5								2	3:44.016	34.882	1:26.542	1:42.592	306.5	37:32.617	24								2	3:39.629	34.866	1:24.884	1:39.879	312.7	2:24:36.042	
6								2	6:25.566 B	34.906	1:25.889	4:24.771	315.4	43:58.183	25								2	3:40.564	34.722	1:25.268	1:40.574	314.5	2:28:16.606	
7								2	14:13.459	...	1:30.778	1:44.623	278.8	58:11.642	26								2	3:48.889 B	35.125	1:25.592	1:48.172	312.7	2:32:05.495	
8								2	3:40.624	34.778	1:25.532	1:40.314	316.3	1:01:52.266	27								1	5:35.049	2:21.710	1:28.620	1:44.719	309.1	2:37:40.544	
9								2	3:37.044	34.035	1:24.080	1:38.929	316.3	1:05:29.310	28								1	3:47.836	35.873	1:27.007	1:44.956	310.9	2:41:28.380	
10								2	3:49.961 B	34.083	1:24.067	1:51.811	316.3	1:09:19.271	29								1	3:52.741	40.445	1:28.183	1:44.113	310.9	2:45:21.121	
11								1	7:22.065	4:01.298	1:31.644	1:49.123	241.5	1:16:41.336	30								1	3:47.320	35.899	1:26.867	1:44.554	316.3	2:49:08.441	
12								1	3:51.060	36.600	1:27.936	1:46.524	315.4	1:20:32.396	31								1	3:46.225	35.821	1:26.940	1:43.464	312.7	2:52:54.666	
13								1	3:46.851	35.854	1:27.091	1:43.906	312.7	1:24:19.247	32								1	3:45.833	35.613	1:26.542	1:43.678	313.6	2:56:40.499	
14								1	3:49.445	35.780	1:27.364	1:46.301	312.7	1:28:08.692	33								1	8:10.680 B	36.336	3:06.465	4:27.879	313.6	3:04:51.179	
15								1	3:47.825	35.838	1:27.741	1:44.246	311.8	1:31:56.517	31 Team WRT BMW M4 LMGT3 1. Darren LEUNG LMGT3 2. Sean GELAE															
16								1	6:24.759 B	35.914	2:00.521	3:48.324	256.4	1:38:21.276	1								3	5:20.557	1:34.148	1:47.534	1:58.875	173.6	5:20.557	
17								3	11:22.454	5:12.463	3:01.564	3:08.427	113.0	1:49:43.730	2								3	4:14.198 B	38.530	1:34.512	2:01.156	258.2	9:34.755	
18								3	6:40.550	1:01.549	3:02.693	2:36.308	118.0	1:56:24.280	3								3	6:26.471	2:53.958	1:39.372	1:53.141	224.9	16:01.226	
19								3	9:33.080	40.531	4:11.852	4:40.697	71.5	2:05:57.360	4								3	4:14.954 B	38.028	1:34.229	2:02.697	271.1	20:16.180	
20								3	5:25.745	1:31.013	1:42.540	2:12.192	188.5	2:11:23.105	5								3	6:54.512	3:27.756	1:34.546	1:52.210	286.2	27:10.692	
21								3	3:51.334	36.980	1:29.463	1:44.891	310.9	2:15:14.439	6								3	4:03.496	38.344	1:33.883	1:51.269	283.9	31:14.188	
22								3	3:50.201 B	35.546	1:25.962	1:48.693	318.2	2:19:04.640	7								3	4:03.866	38.194	1:34.625	1:51.047	286.9	35:18.054	
23								3	4:50.876	1:36.915	1:29.599	1:44.362	290.0	2:23:55.516	8								3	4:45.511 B	37.989	1:32.982	2:34.540	290.0	40:03.565	
24								3	3:42.800	34.644	1:25.443	1:42.713	315.4	2:27:38.316																
25								3	3:40.966	34.890	1:25.210	1:40.866	318.2	2:31:19.282																

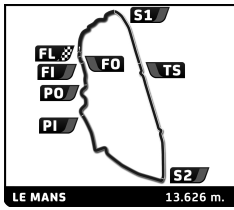


FIA WEC Official Test - 92^e Edition des 24 Heures du Mans Free Practice 1 Test Day



Sector Analysis

Lap under Red Flag											Invalidated Lap	Personal Best	Session Best	B Crossing the pit lane			
Lap	D	Time	Sector 1	Sector 2	Sector 3	T. Spd	Elapsed	Lap	D	Time	Sector 1	Sector 2	Sector 3	T. Spd	Elapsed		
9	2	18:04.110	...	1:37.001	1:54.111	266.5	58:07.675	1	3	5:42.627	B	1:42.186	1:48.294	2:12.147	215.5	5:42.627	
10	2	4:04.371	38.399	1:34.005	1:51.967	286.9	1:02:12.046	2	3	15:56.228	B	...	1:29.611	1:54.900	290.0	21:38.855	
11	2	4:11.842	B	39.206	1:34.314	1:58.322	276.0	1:06:23.888	3	2	7:21.974	3:50.020	1:38.307	1:53.647	234.7	29:00.829	
12	2	8:06.855	4:34.806	1:37.710	1:54.339	262.6	1:14:30.743	4	2	3:49.625	36.544	1:27.432	1:45.649	307.3	32:50.454		
13	2	4:03.407	38.396	1:33.815	1:51.196	286.9	1:18:34.150	5	2	3:43.342	34.952	1:25.732	1:42.658	303.9	36:33.796		
14	2	4:01.880	37.952	1:33.362	1:50.566	285.4	1:22:36.030	6	2	6:25.441	B	34.677	1:25.263	4:25.501	317.2	42:59.237	
15	2	4:00.929	37.983	1:32.300	1:50.646	290.0	1:26:36.959	7	2	15:00.878	...	1:31.093	1:56.767	283.9	58:00.115		
16	2	4:10.833	B	38.057	1:32.988	1:59.788	286.9	1:30:47.792	8	2	3:44.615	35.628	1:25.867	1:43.120	315.4	1:01:44.730	
17	1	9:26.751	3:10.364	3:02.609	3:13.778	120.2	1:40:14.543	9	2	3:42.318	34.703	1:25.572	1:42.043	314.5	1:05:27.048		
18	1	7:21.892	1:02.788	3:02.776	3:16.328	112.5	1:47:36.435	10	2	3:41.566	34.495	1:25.026	1:42.045	316.3	1:09:08.614		
19	1	7:24.157	1:02.826	3:04.200	3:17.131	116.7	1:55:00.592	11	2	3:39.096	34.200	1:24.386	1:40.510	317.2	1:12:47.710		
20	1	7:30.085	1:30.925	3:59.899	1:59.261	78.1	2:02:30.677	12	2	3:41.598	34.353	1:24.308	1:42.937	316.3	1:16:29.308		
21	1	4:11.847	40.314	1:36.064	1:55.469	282.5	2:06:42.524	13	2	3:43.545	36.091	1:25.583	1:41.871	310.0	1:20:12.853		
22	1	5:07.083	1:08.996	2:02.246	1:55.841	230.2	2:11:49.607	14	2	3:45.551	B	34.259	1:24.319	1:46.973	319.1	1:23:58.404	
23	1	4:24.712	B	39.693	1:34.980	2:10.039	285.4	2:16:14.319	15	3	6:44.326	3:31.964	1:27.707	1:44.655	311.8	1:30:42.730	
24	1	8:57.786	5:27.483	1:35.093	1:55.210	283.9	2:25:12.105	16	3	5:00.587	35.257	1:54.862	2:30.468	317.2	1:35:43.317		
25	1	4:11.432	40.072	1:35.186	1:56.174	283.9	2:29:23.537	17	3	6:31.383	39.919	2:33.451	3:18.013	245.3	1:42:14.700		
26	1	5:25.678	40.135	1:35.463	3:10.080	283.2	2:34:49.215	18	3	7:17.437	1:01.745	3:04.044	3:11.648	114.6	1:49:32.137		
27	1	4:10.616	39.492	1:36.490	1:54.634	283.9	2:38:59.831	19	3	6:38.337	1:02.699	3:01.315	2:34.323	112.2	1:56:10.474		
28	1	4:09.261	40.002	1:34.773	1:54.486	285.4	2:43:09.092	20	3	9:40.810	41.026	4:18.630	4:41.154	78.7	2:05:51.284		
29	1	4:07.920	39.253	1:34.307	1:54.360	286.2	2:47:17.012	21	3	5:26.185	1:31.401	1:39.171	2:15.613	239.9	2:11:17.469		
30	1	4:12.635	39.798	1:36.792	1:56.045	234.2	2:51:29.647	22	3	3:45.138	35.173	1:26.396	1:43.569	319.1	2:15:02.607		
31	1	4:08.969	39.242	1:34.569	1:55.158	284.7	2:55:38.616	23	3	3:40.975	34.519	1:25.492	1:40.964	318.2	2:18:43.582		
32	1	6:48.268	B	38.601	1:34.214	4:35.453	285.4	3:02:26.884	24	3	3:41.145	34.118	1:24.881	1:42.146	320.1	2:22:24.727	
33 DKR Engineering Oreca 07 - Gibson																	
1. Alexander MATTSCHULL 3. Laurents HÖRR LMP2 P/A																	
2. René BINDER																	
1	3	4:55.034	1:30.843	1:35.599	1:48.592	225.8	4:55.034	25	3	3:37.762	34.006	1:24.125	1:39.631	322.0	2:26:02.489		
2	3	3:50.093	37.912	1:28.152	1:44.029	305.6	8:45.127	26	3	3:41.428	34.073	1:23.504	1:43.851	322.0	2:29:43.917		
3	3	3:45.587	35.998	1:27.120	1:42.469	311.8	12:30.714	27	3	5:59.890	B	36.768	1:25.393	3:57.729	318.2	2:35:43.807	
4	3	3:45.152	35.532	1:25.619	1:44.001	317.2	16:15.866	28	1	5:33.616	2:17.611	1:30.375	1:45.630	290.0	2:41:17.423		
5	3	3:50.974	B	35.832	1:25.372	1:49.770	315.4	20:06.840	29	1	3:48.974	39.899	1:26.793	1:42.282	302.2	2:45:06.397	
6	3	10:15.543	7:01.860	1:29.295	1:44.388	290.0	30:22.383	30	1	3:47.896	35.347	1:26.028	1:46.521	299.7	2:48:54.293		
7	3	8:28.800	B	47.853	3:30.325	4:10.622	106.2	38:51.183	31	1	3:43.349	35.581	1:25.891	1:41.877	310.9	2:52:37.642	
8	3	10:51.062	...	3:01.845	3:09.201	117.2	1:49:42.245	32	1	3:52.022	B	34.886	1:25.407	1:51.729	305.6	2:56:29.664	
9	3	6:39.628	1:01.737	3:02.026	2:35.865	109.9	1:56:21.873	33	1	10:23.126	B	1:33.747	4:17.577	4:31.802	81.3	3:06:52.790	
10	3	9:34.902	39.870	4:13.730	4:41.302	73.2	2:05:56.775	35 Alpine Endurance Team Alpine A424									
11	3	5:25.197	1:30.805	1:40.821	2:13.571	191.5	2:11:21.972	1. Paul-Loup CHATIN 3. Charles MILESI HYPERCAR H									
12	3	3:43.812	35.641	1:26.391	1:41.780	319.1	2:15:05.784	2. Ferdinand HABSBURG-LO4. Jules GOUNON									
13	3	4:17.595	B	34.542	1:25.133	2:17.920	317.2	2:19:23.379	1	1	5:23.363	B	1:40.203	1:42.113	2:01.047	193.2	5:23.363
14	1	6:23.162	3:02.012	1:30.189	1:50.961	299.7	2:25:46.541	2	1	54:04.494	...	1:35.796	1:48.298	200.3	59:27.857		
15	1	3:55.874	37.162	1:28.690	1:50.022	315.4	2:29:42.415	3	1	3:42.276	35.169	1:23.926	1:43.181	292.4	1:03:10.133		
16	1	5:13.782	37.982	1:28.636	3:07.164	289.3	2:34:56.197	4	1	3:35.695	33.755	1:22.343	1:39.597	312.7	1:06:45.828		
17	1	3:54.437	37.841	1:28.419	1:48.177	315.4	2:38:50.634	5	1	3:32.728	33.302	1:21.116	1:38.310	333.9	1:10:18.556		
18	1	3:52.620	37.745	1:28.143	1:46.732	313.6	2:42:43.254	6	1	3:34.440	33.985	1:20.854	1:39.601	329.8	1:13:52.996		
19	1	3:48.988	36.626	1:26.785	1:45.577	315.4	2:46:32.242	7	1	3:34.704	34.193	1:21.348	1:39.163	333.9	1:17:27.700		
20	1	3:47.808	36.241	1:26.774	1:44.793	291.6	2:50:20.050	8	1	3:45.181	B	34.519	1:21.842	1:48.820	331.8	1:21:12.881	
21	1	3:47.136	35.530	1:26.270	1:45.336	316.3	2:54:07.186	9	2	21:10.301	...	2:02.438	3:16.925	243.1	1:42:23.182		
22	1	3:46.526	35.859	1:26.232	1:44.435	316.3	2:57:53.712	10	2	7:16.133	59.832	3:06.049	3:10.252	114.1	1:49:39.315		
23	1	10:17.898	B	1:17.804	4:24.127	4:35.967	79.3	3:08:11.610	11	2	6:39.685	1:02.146	3:00.811	2:36.728	105.0	1:56:19.000	
34 Inter Europol Competition Oreca 07 - Gibson																	
1. Jakub SMIECHOWSKI 3. Clément NOVALAK LMP2																	
2. Vladislav LOMKO																	



FIA WEC Official Test - 92^o Edition des 24 Heures du Mans Free Practice 1 Test Day



Sector Analysis

Lap under Red Flag Invalidated Lap Personal Best Session Best B Crossing the pit lane

Lap	D	Time	Sector 1	Sector 2	Sector 3	T. Spd	Elapsed	Lap	D	Time	Sector 1	Sector 2	Sector 3	T. Spd	Elapsed
18	2	3:35.231	33.957	1:21.632	1:39.642	333.9	2:29:35.292	9	1	30:40.420	...	1:34.303	1:54.962	251.0	1:00:39.665
19	2	4:59.949 B	34.681	1:21.563	3:03.705	331.8	2:34:35.241	10	1	3:51.888	36.756	1:28.659	1:46.473	310.9	1:04:31.553
20	3	5:10.781 B	1:52.710	1:26.851	1:51.220	248.7	2:39:46.022	11	1	3:45.880	35.658	1:26.629	1:43.593	311.8	1:08:17.433
21	3	7:27.424	4:20.827	1:23.713	1:42.884	289.3	2:47:13.446	12	1	3:48.677	37.547	1:28.417	1:42.713	308.2	1:12:06.110
22	3	3:35.000	34.192	1:22.016	1:38.792	328.8	2:50:48.446	13	1	3:48.389	35.110	1:26.824	1:46.455	262.6	1:15:54.499
23	3	3:34.079	33.719	1:22.293	1:38.067	319.1	2:54:22.525	14	1	3:44.581	35.509	1:26.403	1:42.669	312.7	1:19:39.080
24	3	3:41.196	33.376	1:21.237	1:46.583	331.8	2:58:03.721	15	1	3:42.543	35.221	1:25.835	1:41.487	317.2	1:23:21.623
25	3	10:16.950 B	1:24.563	4:20.235	4:32.152	80.7	3:08:20.671	16	1	3:42.746	36.118	1:25.256	1:41.372	314.5	1:27:04.369

36 Alpine Endurance Team
 1. Nicolas LAPIERRE 3. Matthieu VAXIVIERE
 2. Mick SCHUMACHER
 Alpine A424 HYPERCAR H

1	2	5:24.398	1:44.195	1:42.602	1:57.601	167.7	5:24.398
2	2	3:58.179 B	36.506	1:27.761	1:53.912	260.0	9:22.577
3	2	12:59.942	9:32.733	1:37.691	1:49.518	251.0	22:22.519
4	2	3:41.844	35.776	1:23.511	1:42.557	309.1	26:04.363
5	2	3:42.986	34.507	1:23.248	1:45.231	331.8	29:47.349
6	2	3:49.145	35.688	1:27.856	1:45.601	329.8	33:36.494
7	2	3:38.970	33.930	1:23.076	1:41.964	297.2	37:15.464
8	2	6:23.539 B	34.136	1:23.952	4:25.451	317.2	43:39.003
9	2	15:03.227	...	1:26.978	1:49.063	324.9	58:42.230
10	2	3:35.410	34.509	1:21.703	1:39.198	331.8	1:02:17.640
11	2	3:44.359	35.113	1:27.194	1:42.052	298.0	1:06:01.999
12	2	3:33.203	33.411	1:21.697	1:38.095	331.8	1:09:35.202
13	2	3:42.834 B	33.568	1:21.785	1:47.481	332.9	1:13:18.036
14	3	7:47.667	4:40.608	1:24.064	1:42.995	291.6	1:21:05.703
15	3	3:39.896	34.993	1:23.276	1:41.627	322.9	1:24:45.599
16	3	3:35.850	33.718	1:21.680	1:40.452	333.9	1:28:21.449
17	3	3:34.482	33.596	1:21.345	1:39.541	333.9	1:31:55.931
18	3	5:52.007	34.162	2:01.648	3:16.197	242.6	1:37:47.938
19	3	7:24.405 B	1:02.118	3:03.735	3:18.552	100.7	1:45:12.343
20	3	31:17.512	...	1:27.834	1:44.206	265.1	2:16:29.855
21	3	3:37.801	33.488	1:23.014	1:41.299	304.7	2:20:07.656
22	3	3:37.359	33.508	1:21.840	1:42.011	336.0	2:23:45.015
23	3	3:32.921	33.879	1:21.299	1:37.743	332.9	2:27:17.936
24	3	3:39.419 B	33.170	1:21.220	1:45.029	322.0	2:30:57.355
25	1	6:03.168	2:22.975	1:58.278	1:41.915	234.2	2:37:00.523
26	1	3:42.014	35.377	1:26.015	1:40.622	330.8	2:40:42.537
27	1	3:36.648	36.304	1:21.997	1:38.347	332.9	2:44:19.185
28	1	3:34.179	34.494	1:22.161	1:37.524	333.9	2:47:53.364
29	1	3:32.505	33.684	1:20.736	1:38.085	336.0	2:51:25.869
30	1	3:42.630 B	34.288	1:20.982	1:47.360	336.0	2:55:08.499
31	1	6:52.251 B	1:10.174	1:21.515	4:20.562	333.9	3:02:00.750

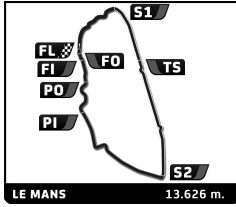
37 COOL Racing
 1. Lorenzo FLUXA 3. Ritomo MIYATA
 2. Malthe JAKOBSEN
 Oreca 07 - Gibson LMP2

1	2	4:02.555	45.286	1:30.773	1:46.496	296.4	4:02.555
2	2	3:43.471	35.520	1:25.829	1:42.122	310.9	7:46.026
3	2	3:43.913	36.512	1:26.557	1:40.844	312.7	11:29.939
4	2	3:41.056	34.685	1:26.252	1:40.119	312.7	15:10.995
5	2	3:40.803	34.491	1:24.350	1:41.962	315.4	18:51.798
6	2	3:43.836	35.666	1:24.671	1:43.499	315.4	22:35.634
7	2	3:38.266	34.382	1:24.666	1:39.218	316.3	26:13.900
8	2	3:45.345 B	34.575	1:24.652	1:46.118	317.2	29:59.245

38 Hertz Team JOTA
 1. Oliver RASMUSSEN 3. Jenson BUTTON
 2. Philip HANSON
 Porsche 963 HYPERCAR H

1	2	4:47.547 B	1:21.862	1:32.581	1:53.104	233.1	4:47.547
2	2	9:58.294	6:55.458	1:24.105	1:38.731	297.2	14:45.841
3	2	3:33.151	33.906	1:22.202	1:37.043	329.8	18:18.992
4	2	3:32.921	33.861	1:21.262	1:37.798	333.9	21:51.913
5	2	3:34.173	33.335	1:21.301	1:39.537	336.0	25:26.086
6	2	3:36.119	33.286	1:22.660	1:40.173	307.3	29:02.205
7	2	3:32.594	34.065	1:22.524	1:36.005	331.8	32:34.799
8	2	3:36.582 B	33.181	1:20.881	1:42.520	334.9	36:11.381
9	1	7:54.661 B	2:17.498	2:04.113	3:33.050	324.9	44:06.042
10	1	13:54.189	...	1:25.782	1:47.249	307.3	58:00.231
11	1	3:34.738	34.559	1:21.061	1:39.118	336.0	1:01:34.969
12	1	3:34.023	33.448	1:20.375	1:40.200	336.0	1:05:08.992
13	1	3:31.718	33.299	1:20.730	1:37.689	334.9	1:08:40.710
14	1	3:34.733	33.351	1:20.510	1:40.872	334.9	1:12:15.443
15	1	3:35.797	33.700	1:21.188	1:40.909	333.9	1:15:51.240
16	1	3:39.685 B	33.464	1:21.479	1:44.742	333.9	1:19:30.925
17	3	11:02.146	7:53.701	1:25.108	1:43.337	289.3	1:30:33.071
18	3	4:11.797 B	34.487	1:27.182	2:10.128	330.8	1:34:44.868
19	3	10:31.488	4:13.324	3:02.986	3:15.178	114.2	1:45:16.356
20	3	7:18.708	58.581	2:59.096	3:21.031	108.8	1:52:35.064
21	3	5:15.070	1:02.402	2:16.829	1:55.839	127.6	1:57:50.134
22	3	8:18.125	37.301	3:04.830	4:35.994	284.7	2:06:08.259
23	3	5:20.142	1:28.825	1:46.172	2:05.145	213.0	2:11:28.401
24	3	3:40.470	34.873	1:23.842	1:41.755	295.6	2:15:08.871
25	3	3:36.036	33.963	1:23.334	1:38.739	327.8	2:18:44.907
26	3	3:44.193 B	33.442	1:21.948	1:48.803	333.9	2:22:29.100





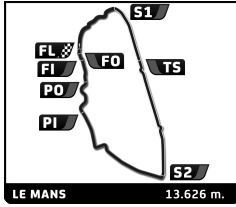
FIA WEC Official Test - 92^e Edition des 24 Heures du Mans Free Practice 1 Test Day



Sector Analysis

Lap under Red Flag												Invalidated Lap												Personal Best												Session Best												Crossing the pit lane																																																																																																																																																																																															
Lap	D	Time	Sector 1	Sector 2	Sector 3	T. Spd	Elapsed	Lap	D	Time	Sector 1	Sector 2	Sector 3	T. Spd	Elapsed	Lap	D	Time	Sector 1	Sector 2	Sector 3	T. Spd	Elapsed	Lap	D	Time	Sector 1	Sector 2	Sector 3	T. Spd	Elapsed	Lap	D	Time	Sector 1	Sector 2	Sector 3	T. Spd	Elapsed																																																																																																																																																																																																								
27	3	8:32.986	5:25.479	1:22.959	1:44.548	331.8	2:31:02.086	10	1	14:23.864	...	1:36.575	1:51.318	236.7	58:14.785	11	1	3:58.718	38.147	1:31.567	1:49.004	269.8	1:02:13.503	12	1	3:56.441	38.573	1:28.703	1:49.165	312.7	1:06:09.944	13	1	3:48.848	36.061	1:27.072	1:45.715	311.8	1:09:58.792	14	1	3:52.452	35.630	1:30.825	1:45.997	311.8	1:13:51.244	15	1	3:49.036	36.649	1:27.444	1:44.943	312.7	1:17:40.280	16	1	3:47.670	35.760	1:27.696	1:44.214	312.7	1:21:27.950	17	1	3:52.722	38.523	1:29.123	1:45.076	314.5	1:25:20.672	18	1	3:52.808	37.959	1:28.058	1:46.791	311.8	1:29:13.480	19	1	4:04.744	36.662	1:27.530	2:00.552	311.8	1:33:18.224	20	1	7:02.844 B	41.617	3:03.365	3:17.862	112.7	1:40:21.068	21	3	17:45.869	...	2:17.980	1:57.461	154.1	1:58:06.937	22	3	8:16.515	41.721	2:57.501	4:37.293	277.4	2:06:23.452	23	3	5:16.607	1:23.764	1:54.632	1:58.211	219.9	2:11:40.059	24	3	3:51.554	36.604	1:28.568	1:46.382	310.9	2:15:31.613	25	3	3:45.917	35.988	1:27.321	1:42.608	314.5	2:19:17.530	26	3	3:42.110	34.862	1:25.561	1:41.687	314.5	2:22:59.640	27	3	3:40.761	34.774	1:25.397	1:40.590	312.7	2:26:40.401	28	3	3:44.001	36.008	1:27.088	1:40.905	311.8	2:30:24.402	29	3	5:08.302	35.957	2:13.164	2:19.181	315.4	2:35:32.704	30	3	3:39.262	34.476	1:24.675	1:40.111	312.7	2:39:11.966	31	3	3:49.516 B	35.584	1:25.613	1:48.319	311.8	2:43:01.482	32	1	6:31.250	3:02.912	1:39.504	1:48.834	217.2	2:49:32.732	33	1	3:50.933	36.387	1:29.926	1:44.620	292.4	2:53:23.665	34	1	3:48.854	35.935	1:27.214	1:45.705	313.6	2:57:12.519	35	1	9:27.445 B	37.656	4:14.589	4:35.200	81.3	3:06:39.964																								
44 Proton Competition																																																																																																																																																																																																																																															
1. John HARTSHORNE																Ford Mustang LMGT3																																																																																																																																																																																																																															
2. Ben TUCK																LMGT3																																																																																																																																																																																																																															
3. Christopher MIES																																																																																																																																																																																																																																															
1	3	8:39.665	4:45.041	1:55.620	1:59.004	224.0	8:39.665	1	3	8:39.665	4:45.041	1:55.620	1:59.004	224.0	8:39.665	2	3	4:18.478 B	41.162	1:36.353	2:00.963	277.4	12:58.143	3	3	11:04.705	7:34.268	1:35.848	1:54.589	277.4	24:02.848	4	3	4:06.807	39.028	1:34.862	1:52.917	279.5	28:09.655	5	3	4:05.405	38.602	1:34.515	1:52.288	280.3	32:15.060	6	3	4:10.789 B	38.388	1:34.394	1:58.007	279.5	36:25.849	7	2	24:40.230	...	1:36.273	1:54.395	279.5	1:01:06.079	8	2	4:04.251	38.872	1:33.681	1:51.698	286.2	1:05:10.330	9	2	4:03.561	38.239	1:33.236	1:52.086	286.2	1:09:13.891	10	2	4:03.087	38.122	1:33.551	1:51.414	282.5	1:13:16.978	11	2	4:02.964	38.334	1:33.581	1:51.049	281.7	1:17:19.942	12	2	4:12.105 B	39.225	1:34.769	1:58.111	285.4	1:21:32.047	13	3	6:51.110	3:22.308	1:36.261	1:52.541	281.7	1:28:23.157	14	3	4:03.097	38.334	1:33.879	1:50.884	282.5	1:32:26.254	15	3	5:26.236	42.737	1:36.075	3:07.424	251.6	1:37:52.490	16	3	7:17.145	58.410	3:03.827	3:14.908	96.0	1:45:09.635	17	3	7:19.679	1:00.109	2:58.302	3:21.268	122.8	1:52:29.314	18	3	5:12.679	1:03.707	2:14.719	1:54.253	131.0	1:57:41.993	19	3	5:13.397	39.905	2:35.445	1:58.047	253.9	2:02:55.390	20	3	4:14.374	40.064	1:36.418	1:57.892	261.9	2:07:09.764	21	3	4:58.987	56.125	2:04.985	1:57.877	156.3	2:12:08.751	22	3	4:07.217	38.056	1:32.367	1:56.794	289.3	2:16:15.968	23	3	4:02.276	37.884	1:32.875	1:51.517	283.9	2:20:18.244	24	3	4:07.558 B	37.857	1:33.165	1:56.536	284.7	2:24:25.802	25	1	6:41.646	2:56.611	1:41.204	2:03.831	277.4	2:31:07.448	26	1	5:46.880	42.696	3:02.316	2:01.868	81.2	2:36:54.328	27	1	4:22.474	43.002	1:37.903	2:01.569	283.2	2:41:16.802	28	1	4:29.641	43.795	1:38.502	2:07.344	281.0	2:45:46.443	29	1	4:58.787 B	45.768	1:49.310	2:23.709	237.8	2:50:45.230
45 CrowdStrike Racing by APR																																																																																																																																																																																																																																															
1. George KURTZ																Oreca 07 - Gibson																																																																																																																																																																																																																															
2. Colin BRAUN																LMP2 P/A																																																																																																																																																																																																																															
3. Nicky CATSBURG																																																																																																																																																																																																																																															
1	2	5:01.992 B	1:28.029	1:36.866	1:57.097	197.4	5:01.992	1	2	5:01.992	1:28.029	1:36.866	1:57.097	197.4	5:01.992	2	2	10:04.282	6:54.048	1:27.429	1:42.805	305.6	15:06.274	3	2	3:42.345	34.626	1:25.352	1:42.367	313.6	18:48.619	4	2	3:50.260	35.000	1:26.402	1:48.858	318.2	22:38.879	5	2	3:40.097	34.445	1:25.243	1:40.409	314.5	26:18.976	6	2	3:40.150	35.046	1:24.832	1:40.272	314.5	29:59.126	7	2	3:41.064	34.378	1:25.669	1:41.017	317.2	33:40.190	8	2	3:42.287	34.791	1:25.892	1:41.604	315.4	37:22.477	9	2	6:28.444 B	34.352	1:25.910	4:28.182	315.4	43:50.921																																																																																																																																																																
46 Team WRT																																																																																																																																																																																																																																															
1. Ahmad AL HARTHY																BMW M4 LMGT3																																																																																																																																																																																																																															
2. Valentino ROSSI																LMGT3																																																																																																																																																																																																																															
3. Maxime MARTIN																																																																																																																																																																																																																																															
1	3	5:47.822	2:00.452	1:46.276	2:01.094	187.2	5:47.822	1	3	5:47.822	2:00.452	1:46.276	2:01.094	187.2	5:47.822	2	3	4:14.410	40.242	1:38.819	1:55.349	226.3	10:02.232	3	3	4:06.829	38.657	1:35.457	1:52.715	265.1	14:09.061	4	3	4:12.507 B	38.532	1:34.716	1:59.259	278.8	18:21.568	5	3	11:12.982	7:35.578	1:39.659	1:57.745	224.9	29:34.550	6	3	4:13.266	41.440	1:37.765	1:54.061	228.2	33:47.816	7	3	4:05.818	38.715	1:34.430	1:52.673	272.5	37:53.634	8	3	6:53.238 B	38.269	2:23.193	3:51.776	270.4	44:46.872	9	2	16:22.624	...	1:36.532	1:52.543	277.4	1:01:09.496	10	2	4:03.270	38.450	1:33.878	1:50.942	284.7	1:05:12.766	11	2	4:03.214	38.164	1:33.378	1:51.672	285.4	1:09:15.980	12	2	4:03.058	38.290	1:33.398	1:51.370	283.2	1:13:19.038	13	2	4:02.372	38.109	1:33.038	1:51.225	286.2	1:17:21.410	14	2	4:02.844	38.190	1:33.633	1:51.021	288.5	1:21:24.254	15	2	4:02.794	37.944	1:33.659	1:51.191	286.2	1:25:27.048	16	2	4:02.807	38.317	1:33.251	1:51.239	283.2	1:29:29.855	17	2	4:36.093	38.137	1:32.876	2:25.080	283.9	1:34:05.948	18	2	6:17.875 B	47.824	2:13.131	3:16.920	213.0	1:40:23.823	19	1	12:19.311	6:25.791	2:30.271	3:23.249	150.0	1:52:43.134	20	1	5:16.351	1:01.608	2:18.003	1:56.740	168.5	1:57:59.485	21	1	8:16.002	39.802	3:00.792	4:35.408	260.0	2:06:15.487	22	1	5:20.508	1:26.624	1:50.895	2:02.989	196.3	2:11:35.995	23	1	4:04.215	38.728	1:33.559	1:51.928	284.7	2:15:40.210	24	1	4:06.472	38.151	1:33.568	1:54.753	286.2	2:19:46.682																																								





FIA WEC Official Test - 92^o Edition des 24 Heures du Mans Free Practice 1 Test Day



Sector Analysis

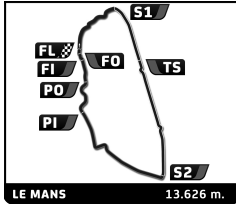
Lap under Red Flag Invalidated Lap Personal Best Session Best B Crossing the pit lane

Lap	D	Time	Sector 1	Sector 2	Sector 3	T. Spd	Elapsed	Lap	D	Time	Sector 1	Sector 2	Sector 3	T. Spd	Elapsed
25	1	4:04.439	38.043	1:33.642	1:52.754	283.2	2:23:51.121	12	1	3:32.835	34.167	1:21.721	1:36.947	305.6	1:10:49.799
26	1	4:03.834	38.232	1:33.536	1:52.066	288.5	2:27:54.955	13	1	3:31.131	33.481	1:20.733	1:36.917	309.1	1:14:20.930
27	1	4:03.239	38.035	1:32.574	1:52.630	284.7	2:31:58.194	14	1	3:36.149 B	33.277	1:20.950	1:41.922	293.2	1:17:57.079
28	1	5:22.067	1:22.638	2:05.832	1:53.597	258.8	2:37:20.261	15	2	4:45.769	1:39.772	1:24.793	1:41.204	304.7	1:22:42.848
29	1	4:14.169 B	38.984	1:35.389	1:59.796	252.8	2:41:34.430	16	2	3:35.129	34.031	1:21.832	1:39.266	300.5	1:26:17.977
30	3	10:46.467	7:17.193	1:33.625	1:55.649	283.2	2:52:20.897	17	2	3:33.845	34.000	1:21.584	1:38.261	314.5	1:29:51.822
31	3	4:01.329	37.860	1:33.063	1:50.406	282.5	2:56:22.226	18	2	4:17.944 B	34.179	1:21.305	2:22.460	319.1	1:34:09.766
32	3	7:49.789 B	38.169	2:43.913	4:27.707	285.4	3:04:12.015	19	2	43:41.408	...	1:26.219	1:39.972	263.9	2:17:51.174

47		COOL Racing		3.Frederik VESTI		Oreca 07 - Gibson	
		1.Naveen RAO				LMP2 P/A	
		2.Matthew BELL					
1	2	4:40.216 B	1:06.888	1:36.990	1:56.338	222.1	4:40.216
2	2	7:44.618	4:29.365	1:29.986	1:45.267	298.8	12:24.834
3	2	3:49.090	35.772	1:27.638	1:45.680	310.9	16:13.924
4	2	8:19.467 B	42.669	3:50.439	3:46.359	96.6	24:33.391
5	2	40:31.899	...	1:29.980	1:42.924	262.6	1:05:05.290
6	2	3:41.494	34.708	1:25.125	1:41.661	316.3	1:08:46.784
7	2	3:41.018	34.434	1:24.868	1:41.716	317.2	1:12:27.802
8	2	3:43.159	34.806	1:25.215	1:43.138	315.4	1:16:10.961
9	2	3:42.993	36.020	1:24.924	1:42.049	313.6	1:19:53.954
10	2	3:40.299	34.532	1:24.523	1:41.244	314.5	1:23:34.253
11	2	3:47.731 B	34.887	1:24.719	1:48.125	317.2	1:27:21.984
12	1	7:19.749	3:31.070	1:32.133	2:16.546	311.8	1:34:41.733
13	1	7:30.588	1:02.480	3:09.413	3:18.695	100.9	1:42:12.321
14	1	7:17.053	1:02.164	3:01.644	3:13.245	110.3	1:49:29.374
15	1	6:38.755	1:02.079	3:00.493	2:36.183	121.4	1:56:08.129
16	1	6:41.115	41.793	4:00.540	1:58.782	76.2	2:02:49.244
17	1	4:12.596	39.724	1:36.210	1:56.662	267.8	2:07:01.840
18	1	5:05.429 B	56.844	2:04.788	2:03.797	178.5	2:12:07.269
19	1	11:03.570	7:42.216	1:31.831	1:49.523	258.8	2:23:10.839
20	1	3:56.480	37.232	1:28.942	1:50.306	311.8	2:27:07.319
21	1	3:56.711	37.271	1:28.446	1:50.994	313.6	2:31:04.030
22	1	5:21.308	37.187	2:54.742	1:49.379	81.3	2:36:25.338
23	1	3:54.861	37.953	1:29.123	1:47.785	312.7	2:40:20.199
24	1	3:53.518	37.161	1:28.137	1:48.220	314.5	2:44:13.717
25	1	3:52.575	36.356	1:28.085	1:48.134	317.2	2:48:06.292
26	1	3:52.514	38.170	1:28.503	1:45.841	314.5	2:51:58.806
27	1	3:48.315	35.769	1:27.119	1:45.427	317.2	2:55:47.121
28	1	6:37.499 B	35.764	1:27.385	4:34.350	314.5	3:02:24.620

50		Ferrari AF Corse		3.Nicklas NIELSEN		Ferrari 499P	
		1.Antonio FUOCO				HYPERCAR H	
		2.Miguel MOLINA					
1	1	7:10.377 B	3:40.198	1:34.596	1:55.583	203.0	7:10.377
2	1	8:45.316	5:36.926	1:26.503	1:41.887	267.8	15:55.693
3	1	3:37.647	34.518	1:22.817	1:40.312	311.8	19:33.340
4	1	3:34.659	33.553	1:21.837	1:39.269	279.5	23:07.999
5	1	3:41.657 B	35.528	1:22.062	1:44.067	304.7	26:49.656
6	1	8:08.745	4:55.160	1:29.116	1:44.469	265.8	34:58.401
7	1	3:36.510	33.492	1:20.880	1:42.138	330.8	38:34.911
8	1	6:24.059 B	34.182	3:09.787	2:40.090	328.8	44:58.970
9	1	15:14.972	...	1:27.375	1:43.171	288.5	1:00:13.942
10	1	3:30.716	33.162	1:20.181	1:37.373	336.0	1:03:44.658
11	1	3:32.306	33.358	1:21.519	1:37.429	291.6	1:07:16.964

51		Ferrari AF Corse		3.Antonio GIOVINAZZI		Ferrari 499P	
		1.Alessandro PIER GUIDI				HYPERCAR H	
		2.James CALADO					
1	2	4:57.476 B	1:19.083	1:37.959	2:00.434	218.1	4:57.476
2	2	9:52.321	6:35.729	1:29.244	1:47.348	249.8	14:49.797
3	2	3:38.647	34.773	1:24.087	1:39.787	268.4	18:28.444
4	2	3:32.511	33.619	1:21.405	1:37.487	325.8	22:00.955
5	2	3:36.194	33.268	1:22.273	1:40.653	265.8	25:37.149
6	2	3:33.068	33.307	1:22.386	1:37.375	301.3	29:10.217
7	2	3:44.246 B	33.578	1:24.219	1:46.449	281.0	32:54.463
8	2	11:03.030 B	5:11.559	1:22.611	4:28.860	309.1	43:57.493
9	2	13:58.345	...	1:27.669	1:50.018	258.2	57:55.838
10	2	3:31.003	33.375	1:21.059	1:36.569	333.9	1:01:26.841
11	2	3:30.699	33.388	1:20.798	1:36.513	336.0	1:04:57.540
12	2	3:30.559	33.252	1:20.664	1:36.643	333.9	1:08:28.099
13	2	3:46.372 B	34.634	1:23.133	1:48.605	324.9	1:12:14.471
14	1	5:07.512	2:05.036	1:23.087	1:39.389	296.4	1:17:21.983
15	1	3:35.011	35.513	1:21.310	1:38.188	334.9	1:20:56.994
16	1	3:33.809	34.491	1:21.857	1:37.461	336.0	1:24:30.803
17	1	3:34.385	33.336	1:20.902	1:40.147	331.8	1:28:05.188
18	1	3:31.414	33.411	1:21.074	1:36.929	321.0	1:31:36.602
19	1	6:10.782 B	33.501	2:15.784	3:21.497	152.4	1:37:47.384
20	1	14:54.806	8:57.851	2:33.732	3:23.223	115.3	1:52:42.190
21	1	5:16.230	1:01.350	2:17.596	1:57.284	182.1	1:57:58.420
22	1	8:19.799 B	39.649	3:00.515	4:39.635	270.4	2:06:18.219
23	1	11:26.893	8:26.380	1:22.244	1:38.269	329.8	2:17:45.112
24	1	3:30.367	33.160	1:20.636	1:36.571	333.9	2:21:15.479
25	1	3:31.083	33.509	1:20.851	1:36.723	333.9	2:24:46.562
26	1	3:37.725 B	33.559	1:20.530	1:43.636	333.9	2:28:24.287
27	3	8:35.505	4:18.285	2:31.457	1:45.763	166.2	2:36:59.792
28	3	3:36.795	34.778	1:22.258	1:39.759	327.8	2:40:36.587
29	3	3:37.255	34.758	1:21.540	1:40.957	326.8	2:44:13.842
30	3	3:35.421	33.579	1:21.535	1:40.307	287.7	2:47:49.263
31	3	3:36.024	34.635	1:21.020	1:40.369	317.2	2:51:25.287



FIA WEC Official Test - 92^o Edition des 24 Heures du Mans Free Practice 1 Test Day

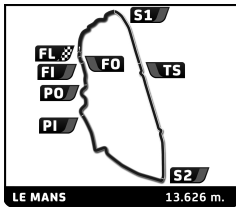


Sector Analysis

Lap under Red Flag Invalidated Lap Personal Best Session Best B Crossing the pit lane

Lap	D	Time	Sector 1	Sector 2	Sector 3	T. Spd	Elapsed	Lap	D	Time	Sector 1	Sector 2	Sector 3	T. Spd	Elapsed							
32	3	3:34.715	33.536	1:20.886	1:40.293	306.5	2:55:00.002	15	1	4:05.914	38.637	1:34.415	1:52.862	283.2	1:27:40.117							
33	3	4:39.506 B	33.106	1:20.644	2:45.756	319.1	2:59:39.508	16	1	4:05.531	38.710	1:34.400	1:52.781	282.5	1:31:45.648							
54 Vista AF Corse 1. Thomas FLOHR 2. Francesco CASTELLACCI 3. Davide RIGON Ferrari 296 LMGT3 LMGT3								17								1	5:59.507	38.545	2:03.999	3:16.963	280.3	1:37:45.155
1	2	5:57.833 B	1:28.982	2:00.133	2:28.718	165.9	5:57.833	18	1	7:22.333	1:02.380	3:02.401	3:17.552	111.0	1:45:07.488							
2	2	18:35.398	...	1:40.774	1:57.700	222.6	24:33.231	19	1	7:19.646	1:00.357	2:57.837	3:21.452	120.5	1:52:27.134							
3	2	4:06.375	38.467	1:34.754	1:53.154	283.9	28:39.606	20	1	5:13.006	1:03.483	2:12.878	1:56.645	136.4	1:57:40.140							
4	2	4:03.642	38.254	1:33.669	1:51.719	284.7	32:43.248	21	1	8:25.625 B	39.463	3:04.862	4:41.300	282.5	2:06:05.765							
5	2	4:01.771	37.844	1:32.909	1:51.018	287.7	36:45.019	22	1	10:46.365	7:16.714	1:35.919	1:53.732	283.2	2:16:52.130							
6	2	6:47.765 B	38.818	1:36.742	4:32.205	267.8	43:32.784	23	1	4:06.444	38.722	1:34.256	1:53.466	283.9	2:20:58.574							
7	2	15:41.163	...	1:34.759	1:53.800	283.2	59:13.947	24	1	4:05.033	38.313	1:33.717	1:53.003	283.9	2:25:03.607							
8	2	4:02.224	37.903	1:33.038	1:51.283	284.7	1:03:16.171	25	1	4:12.168 B	38.491	1:33.869	1:59.808	282.5	2:29:15.775							
9	2	4:02.094	38.320	1:32.651	1:51.123	287.7	1:07:18.265	26	2	7:02.219	2:11.938	2:54.683	1:55.598	251.0	2:36:17.994							
10	2	4:08.159 B	37.822	1:32.517	1:57.820	286.2	1:11:26.424	27	2	4:09.144	40.547	1:35.137	1:53.460	284.7	2:40:27.138							
11	1	9:24.650	5:48.534	1:38.082	1:58.034	247.6	1:20:51.074	28	2	4:10.607	42.777	1:33.891	1:53.939	286.2	2:44:37.745							
12	1	4:12.283	39.832	1:36.641	1:55.810	283.2	1:25:03.357	29	2	4:08.653	38.869	1:34.501	1:55.283	283.9	2:48:46.398							
13	1	4:08.920	39.280	1:34.826	1:54.814	282.5	1:29:12.277	30	2	4:04.840	38.017	1:33.573	1:53.250	280.3	2:52:51.238							
14	1	4:53.025	39.253	1:34.448	2:39.324	281.0	1:34:05.302	31	2	4:05.439	38.429	1:34.094	1:52.916	283.9	2:56:56.677							
15	1	6:11.655	47.891	2:12.449	3:11.315	220.3	1:40:16.957	32	2	8:52.646 B	38.869	3:43.984	4:29.793	80.4	3:05:49.323							
16	1	7:21.254	1:01.277	3:03.191	3:16.786	118.6	1:47:38.211	59 United Autosports 1. James COTTINGHAM 2. Nicolas COSTA 3. Grégoire SAUCY McLaren 720S LMGT3 Evo LMGT3														
17	1	7:23.778	1:02.531	3:04.684	3:16.563	111.4	1:55:01.989	1	3	7:23.142	3:20.952	1:52.856	2:09.334	223.1	7:23.142							
18	1	7:30.188	1:30.595	4:00.023	1:59.570	81.9	2:02:32.177	2	3	4:22.211	40.388	1:43.853	1:57.970	256.4	11:45.353							
19	1	4:12.094	39.793	1:36.337	1:55.964	279.5	2:06:44.271	3	3	4:37.527 B	42.943	1:43.471	2:11.113	229.7	16:22.880							
20	1	5:06.220	1:08.043	2:02.689	1:55.488	234.7	2:11:50.491	4	3	13:00.333	9:29.463	1:38.063	1:52.807	258.2	29:23.213							
21	1	4:13.348	39.166	1:35.488	1:58.694	258.8	2:16:03.839	5	3	4:03.878	37.832	1:34.557	1:51.489	279.5	33:27.091							
22	1	4:03.084	38.113	1:33.346	1:51.625	284.7	2:20:06.923	6	3	4:05.536	38.903	1:34.467	1:52.166	282.5	37:32.627							
23	1	4:04.640	39.056	1:33.241	1:52.343	286.2	2:24:11.563	7	3	6:32.181 B	38.164	1:43.641	4:10.376	282.5	44:04.808							
24	1	4:11.200 B	38.068	1:33.529	1:59.603	284.7	2:28:22.763	8	2	23:33.325	...	1:40.613	2:00.838	263.2	1:07:38.133							
25	1	7:40.214	2:45.816	2:54.673	1:59.725	281.0	2:36:02.977	9	2	4:10.512	39.883	1:35.861	1:54.768	280.3	1:11:48.645							
26	1	4:06.417	39.727	1:34.690	1:52.000	281.7	2:40:09.394	10	2	4:06.851	38.552	1:34.860	1:53.439	281.0	1:15:55.496							
27	1	4:05.604	38.425	1:33.290	1:53.889	282.5	2:44:14.998	11	2	4:05.682	38.437	1:34.581	1:52.664	279.5	1:20:01.178							
28	1	4:01.900	38.052	1:32.864	1:50.984	286.9	2:48:16.898	12	2	4:03.191	38.157	1:33.751	1:51.283	281.7	1:24:04.369							
29	1	4:11.247 B	38.297	1:33.707	1:59.243	284.7	2:52:28.145	13	2	4:02.093	37.811	1:33.491	1:50.791	282.5	1:28:06.462							
30	3	5:19.043	1:51.344	1:35.133	1:52.566	282.5	2:57:47.188	14	2	4:08.716 B	37.705	1:33.512	1:57.499	283.9	1:32:15.178							
31	3	10:05.074 B	1:16.699	4:19.088	4:29.287	80.3	3:07:52.262	15	2	13:05.209	6:52.126	2:58.336	3:14.747	113.2	1:45:20.387							
55 Vista AF Corse 1. François HERIAU 2. Simon MANN 3. Alessio ROVERA Ferrari 296 LMGT3 LMGT3								16	2	7:19.637	56.877	3:00.059	3:22.701	99.1	1:52:40.024							
1	3	5:48.442 B	1:21.476	2:02.868	2:24.098	177.3	5:48.442	17	2	5:15.154	1:01.015	2:18.466	1:55.673	129.2	1:57:55.178							
2	3	6:31.926	2:35.256	1:51.877	2:04.793	203.3	12:20.368	18	2	8:18.492	39.474	3:01.183	4:37.835	257.0	2:06:13.670							
3	3	4:18.609	40.788	1:39.652	1:58.169	255.7	16:38.977	19	2	5:16.791	1:26.714	1:49.690	2:00.387	237.2	2:11:30.461							
4	3	4:07.230	39.287	1:35.092	1:52.851	278.8	20:46.207	20	2	4:03.507	38.491	1:33.815	1:51.201	284.7	2:15:33.968							
5	3	4:03.590	38.293	1:33.582	1:51.715	283.2	24:49.797	21	2	4:02.435	37.747	1:33.473	1:51.215	287.7	2:19:36.403							
6	3	4:16.664 B	38.142	1:34.135	2:04.387	283.9	29:06.461	22	2	4:01.173	37.699	1:33.168	1:50.306	289.3	2:23:37.576							
7	3	14:27.426 B	8:21.824	1:37.612	4:27.990	230.7	43:33.887	23	2	4:01.426	37.762	1:33.043	1:50.621	282.5	2:27:39.002							
8	1	15:09.683	...	1:37.673	1:59.054	282.5	58:43.570	24	2	4:06.583 B	37.723	1:32.498	1:56.362	285.4	2:31:45.585							
9	1	4:10.611	40.587	1:34.783	1:55.241	284.7	1:02:54.181	25	1	6:33.666	3:00.456	1:37.357	1:55.853	276.0	2:38:19.251							
10	1	4:08.190	39.510	1:34.122	1:54.558	286.2	1:07:02.371	26	1	4:07.649	38.609	1:34.350	1:54.690	281.7	2:42:26.900							
11	1	4:07.350	38.895	1:34.244	1:54.211	285.4	1:11:09.721	27	1	4:06.050	38.770	1:34.093	1:53.187	285.4	2:46:32.950							
12	1	4:06.736	38.800	1:34.428	1:53.508	281.0	1:15:16.457	28	1	4:05.304	38.401	1:33.732	1:53.171	285.4	2:50:38.254							
13	1	4:10.918	39.396	1:37.176	1:54.346	283.2	1:19:27.375	29	1	4:08.229	38.767	1:34.097	1:55.365	281.7	2:54:46.483							
14	1	4:06.828	38.663	1:34.457	1:53.708	282.5	1:23:34.203	30	1	5:30.795 B	38.456	1:33.465	3:18.874	284.7	3:00:17.278							





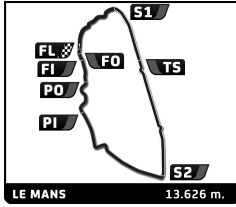
FIA WEC Official Test - 92^o Edition des 24 Heures du Mans Free Practice 1 Test Day



Sector Analysis

Lap under Red Flag Invalidated Lap Personal Best Session Best Crossing the pit lane

Lap	D	Time	Sector 1	Sector 2	Sector 3	T. Spd	Elapsed	Lap	D	Time	Sector 1	Sector 2	Sector 3	T. Spd	Elapsed				
60	Iron Lynx 1.Claudio SCHIAVONI 3.Franck PERERA 2.Matteo CRESSONI							Lamborghini Huracan LMGT3 Evo2 LMGT3											
1	3	5:55.675	1:57.577	1:54.856	2:03.242	172.8	5:55.675	19	3	6:21.060	41.341	2:22.376	3:17.343	257.0	1:42:18.083				
2	3	4:19.160 B	39.855	1:36.446	2:02.859	253.3	10:14.835	20	3	7:16.916	1:01.968	3:03.708	3:11.240	105.1	1:49:34.999				
3	3	14:43.102	...	1:38.007	1:56.104	229.2	24:57.937	21	3	6:41.324	1:02.465	3:00.273	2:38.586	118.7	1:56:16.323				
4	3	4:04.136	38.289	1:34.298	1:51.549	286.9	29:02.073	22	3	9:36.083	41.260	4:13.787	4:41.036	84.6	2:05:52.406				
5	3	4:01.533	37.869	1:33.201	1:50.463	285.4	33:03.606	23	3	5:25.795	1:31.387	1:39.631	2:14.777	216.8	2:11:18.201				
6	3	4:10.622	38.335	1:34.411	1:57.876	283.9	37:14.228	24	3	3:40.482	36.770	1:22.706	1:41.006	327.8	2:14:58.683				
7	3	6:42.150 B	37.664	1:33.805	4:30.684	284.7	43:56.378	25	3	3:34.840	34.239	1:21.602	1:38.999	330.8	2:18:33.523				
8	1	19:22.832	...	1:42.145	2:06.819	273.9	1:03:19.210	26	3	3:33.264	33.791	1:21.130	1:38.343	333.9	2:22:06.787				
9	1	4:21.064	41.751	1:37.753	2:01.560	286.2	1:07:40.274	27	3	3:33.103	33.550	1:21.340	1:38.213	334.9	2:25:39.890				
10	1	4:15.102	40.579	1:36.249	1:58.274	285.4	1:11:55.376	28	3	3:38.465	35.517	1:23.000	1:39.948	331.8	2:29:18.355				
11	1	4:17.669	40.494	1:37.362	1:59.813	283.2	1:16:13.045	29	3	4:55.382 B	33.935	1:21.415	3:00.032	327.8	2:34:13.737				
12	1	4:13.939	40.684	1:35.351	1:57.904	283.9	1:20:26.984	30	2	6:13.911	2:53.840	1:34.724	1:45.347	265.1	2:40:27.648				
13	1	4:14.900	40.582	1:36.125	1:58.193	283.9	1:24:41.884	31	2	3:44.650	40.191	1:22.734	1:41.725	325.8	2:44:12.298				
14	1	4:17.138	40.828	1:37.704	1:58.606	283.2	1:28:59.022	32	2	3:34.897	33.824	1:22.105	1:38.968	334.9	2:47:47.195				
15	1	4:58.069	40.700	1:37.408	2:39.961	283.9	1:33:57.091	33	2	3:33.578	33.729	1:21.078	1:38.771	331.8	2:51:20.773				
16	1	6:25.841 B	42.824	2:24.391	3:18.626	267.8	1:40:22.932	34	2	3:33.167	33.513	1:21.874	1:37.780	327.8	2:54:53.940				
17	2	9:24.997 B	3:54.417	2:24.918	3:05.662	218.1	1:49:47.929	35	2	4:23.948 B	33.251	1:21.026	2:29.671	329.8	2:59:17.888				
18	2	22:30.308	...	1:56.988	1:56.788	192.1	2:12:18.237												
19	2	4:05.643	38.736	1:34.472	1:52.435	286.9	2:16:23.880												
20	2	4:03.060	38.404	1:33.172	1:51.484	293.2	2:20:26.940												
21	2	4:03.871	38.445	1:33.618	1:51.808	290.8	2:24:30.811												
22	2	4:03.626	38.056	1:33.492	1:52.078	286.9	2:28:34.437												
23	2	4:53.045	38.121	1:33.699	2:41.225	283.9	2:33:27.482												
24	2	4:26.117	1:00.993	1:33.711	1:51.413	284.7	2:37:53.599												
25	2	4:02.685	37.937	1:33.373	1:51.375	283.2	2:41:56.284												
26	2	4:09.304 B	37.990	1:33.460	1:57.854	286.9	2:46:05.588												
27	3	5:08.820	1:40.211	1:36.258	1:52.351	247.0	2:51:14.408												
28	3	4:02.132	37.921	1:32.734	1:51.477	286.9	2:55:16.540												
29	3	6:01.556 B	37.611	1:32.829	3:51.116	284.7	3:01:18.096												
63	Lamborghini Iron Lynx 1.Mirko BORTOLOTTI 3.Edoardo MORTARA 2.Daniil KVYAT 4.Andrea CALDARELLI							Lamborghini SC63 HYPERCAR H											
1	1	4:31.715	1:05.735	1:37.845	1:48.135	214.6	4:31.715	1	2	4:33.577	1:07.165	1:37.581	1:48.831	206.8	4:33.577				
2	1	3:38.707	35.598	1:23.815	1:39.294	289.3	8:10.422	2	2	3:43.451	35.272	1:25.983	1:42.196	315.4	8:17.028				
3	1	3:32.295	33.521	1:21.475	1:37.299	332.9	11:42.717	3	2	3:49.091 B	34.677	1:25.571	1:48.843	315.4	12:06.119				
4	1	3:31.203	33.200	1:21.213	1:36.790	332.9	15:13.920	4	2	8:28.572	5:20.791	1:26.810	1:40.971	305.6	20:34.691				
5	1	3:35.235	33.414	1:21.069	1:40.752	329.8	18:49.155	5	2	3:39.984	34.418	1:24.495	1:41.071	316.3	24:14.675				
6	1	3:33.687	33.527	1:22.350	1:37.810	332.9	22:22.842	6	2	3:46.007 B	35.177	1:24.775	1:46.055	318.2	28:00.682				
7	1	3:39.528 B	33.494	1:21.158	1:44.876	334.9	26:02.370	7	1	7:32.254	3:59.805	1:40.302	1:52.147	272.5	35:32.936				
8	1	10:23.639	7:21.006	1:22.320	1:40.313	331.8	36:26.009	8	1	6:23.932 B	37.009	1:28.036	4:18.887	314.5	41:56.868				
9	1	6:22.581 B	33.232	1:22.097	4:27.252	331.8	42:48.590	9	1	16:06.583	...	1:33.193	1:54.099	248.7	58:03.451				
10	1	14:55.666	...	1:27.005	1:39.845	305.6	57:44.256	10	1	3:52.439	37.225	1:28.030	1:47.184	313.6	1:01:55.890				
11	1	3:29.639	32.941	1:20.720	1:35.978	332.9	1:01:13.895	11	1	3:48.898	36.136	1:26.852	1:45.910	314.5	1:05:44.788				
12	1	3:32.634	34.707	1:21.070	1:36.857	334.9	1:04:46.529	12	1	3:47.929	35.836	1:26.955	1:45.138	302.2	1:09:32.717				
13	1	3:31.742	33.364	1:20.732	1:37.646	332.9	1:08:18.271	13	1	3:47.244	35.727	1:26.203	1:45.314	315.4	1:13:19.961				
14	1	3:42.382 B	35.441	1:22.285	1:44.656	326.8	1:12:00.653	14	1	3:52.258	37.426	1:30.681	1:44.151	310.9	1:17:12.219				
15	3	10:46.704 B	7:23.896	1:26.268	1:56.540	278.1	1:22:47.357	15	1	3:52.362	35.470	1:29.401	1:47.491	313.6	1:21:04.581				
16	3	4:41.076	1:31.769	1:25.166	1:44.141	328.8	1:27:28.433	16	1	3:46.296	35.648	1:26.748	1:43.900	317.2	1:24:50.877				
17	3	3:40.219	36.156	1:23.141	1:40.922	322.9	1:31:08.652	17	1	4:46.726 B	35.837	1:27.650	2:43.239	314.5	1:29:37.603				
18	3	4:48.371	34.430	1:47.050	2:26.891	330.8	1:35:57.023	18	3	8:18.494 B	2:59.105	1:58.584	3:20.805	237.8	1:37:56.097				
								19	3	14:47.793	9:00.965	2:25.751	3:21.077	238.3	1:52:43.890				
								20	3	5:16.167	1:02.175	2:17.570	1:56.422	183.4	1:58:00.057				
								21	3	8:16.643	39.672	3:01.467	4:35.504	273.2	2:06:16.700				
								22	3	5:19.480	1:26.747	1:51.162	2:01.571	170.6	2:11:36.180				
								23	3	3:48.526	35.965	1:28.212	1:44.349	290.0	2:15:24.706				
								24	3	3:44.979	35.046	1:27.275	1:42.658	312.7	2:19:09.685				
								25	3	3:43.767	35.724	1:26.203	1:41.840	312.7	2:22:53.452				
								26	3	3:42.832	35.032	1:25.664	1:42.136	312.7	2:26:36.284				
								27	3	3:44.467	36.232	1:27.653	1:40.582	295.6	2:30:20.751				
								28	3	5:14.964 B	37.860	2:14.148	2:22.956	312.7	2:35:35.715				
								29	2	6:25.990	3:12.640	1:28.529	1:44.821	281.7	2:42:01.705				
								30	2	3:50.621	35.007	1:25.875	1:49.739	312.7	2:45:52.326				
								31	2	3:38.408	34.247	1:24.547	1:39.614	312.7	2:49:30.734				
								32	2	3:38.159	34.170	1:24.820	1:39.169	310.9	2:53:08.893				
								33	2	3:50.015 B	34.148	1:24.457	1:51.410	316.3	2:56:58.908				



FIA WEC Official Test - 92^e Edition des 24 Heures du Mans Free Practice 1 Test Day

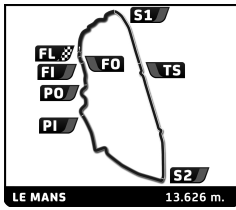


Sector Analysis

Lap under Red Flag Invalidated Lap Personal Best Session Best B Crossing the pit lane

Lap	D	Time	Sector 1	Sector 2	Sector 3	T. Spd	Elapsed	Lap	D	Time	Sector 1	Sector 2	Sector 3	T. Spd	Elapsed
66 JMW Motorsport Ferrari 296 LMGT3								19 1 6:31.493 40.889 3:52.430 1:58.174 84.4 2:02:54.732							
1. Giacomo PETROBELLI 3. Salih YOLUC LMGT3								20 1 4:14.146 40.300 1:36.229 1:57.617 279.5 2:07:08.878							
2. Larry TEN VOORDE								21 1 4:57.672 54.922 2:06.460 1:56.290 155.0 2:12:06.550							
1	3	6:39.440 B	2:30.433	1:49.759	2:19.248	236.7	6:39.440	22	1	4:12.040 B	38.213	1:33.908	1:59.919	276.7	2:16:18.590
2	3	9:10.634	5:24.774	1:40.607	2:05.253	263.9	15:50.074	23	1	5:13.095	1:45.673	1:34.205	1:53.217	284.7	2:21:31.685
3	3	4:14.585	40.661	1:36.741	1:57.183	281.7	20:04.659	24	1	4:05.774	38.754	1:33.392	1:53.628	289.3	2:25:37.459
4	3	4:08.405	38.976	1:34.647	1:54.782	281.7	24:13.064	25	1	4:06.402	38.864	1:33.353	1:54.185	290.0	2:29:43.861
5	3	4:05.956	39.227	1:34.351	1:52.378	283.2	28:19.020	26	1	5:28.379 B	38.131	1:34.757	3:15.491	291.6	2:35:12.240
6	3	4:04.591	38.266	1:34.225	1:52.100	285.4	32:23.611	27	3	5:26.189	2:00.771	1:34.688	1:50.730	238.8	2:40:38.429
7	3	4:03.970	38.008	1:33.929	1:52.033	283.2	36:27.581	28	3	4:01.523	37.987	1:32.781	1:50.755	289.3	2:44:39.952
8	3	6:43.459 B	37.860	1:34.367	4:31.232	282.5	43:11.040	29	3	4:19.941	37.823	1:33.629	2:08.489	273.2	2:48:59.893
9	1	17:17.098	...	1:40.409	1:58.716	273.2	1:00:28.138	30	3	4:01.227	37.694	1:32.688	1:50.845	285.4	2:53:01.120
10	1	4:11.475	39.744	1:36.550	1:55.181	281.7	1:04:39.613	31	3	4:01.194	37.906	1:32.351	1:50.937	289.3	2:57:02.314
11	1	4:08.898	38.968	1:35.441	1:54.489	285.4	1:08:48.511	32	3	9:08.740 B	37.706	3:58.059	4:32.975	80.2	3:06:11.054
12	1	4:06.405	38.552	1:34.964	1:52.889	284.7	1:12:54.916	77 Proton Competition Ford Mustang LMGT3							
13	1	4:05.033	38.561	1:34.359	1:52.113	282.5	1:16:59.949	1. Ryan HARDWICK 3. Benjamin BARKER LMGT3							
14	1	4:07.717	38.439	1:34.801	1:54.477	280.3	1:21:07.666	2. Zacharie ROBICHON							
15	1	4:04.544	38.229	1:33.943	1:52.372	282.5	1:25:12.210	1	3	13:24.268 B	9:25.412	1:46.803	2:12.053	181.2	13:24.268
16	1	4:03.135	38.058	1:33.507	1:51.570	283.2	1:29:15.345	2	3	12:03.324	8:25.785	1:40.618	1:56.921	239.3	25:27.592
17	1	4:52.560 B	38.190	1:33.029	2:41.341	284.7	1:34:07.905	3	3	4:07.642	39.088	1:35.778	1:52.776	263.2	29:35.234
18	3	38:08.114	...	1:56.772	1:58.592	209.2	2:12:16.019	4	3	4:06.452	39.677	1:34.660	1:52.115	278.8	33:41.686
19	3	4:06.723	38.424	1:33.660	1:54.639	286.2	2:16:22.742	5	3	4:04.262	38.275	1:34.136	1:51.851	279.5	37:45.948
20	3	4:03.843	38.209	1:33.452	1:52.182	286.2	2:20:26.585	6	3	6:24.266 B	38.104	2:15.915	3:30.247	277.4	44:10.214
21	3	4:06.068	38.526	1:34.540	1:53.002	287.7	2:24:32.653	7	3	15:45.051	...	1:34.647	1:51.397	277.4	59:55.265
22	3	4:02.507	37.830	1:32.735	1:51.942	286.9	2:28:35.160	8	3	4:02.567	37.824	1:33.389	1:51.354	281.7	1:03:57.832
23	3	4:52.751 B	38.155	1:33.236	2:41.360	286.9	2:33:27.911	9	3	4:12.207 B	38.151	1:35.326	1:58.730	286.2	1:08:10.039
24	1	6:24.114	2:56.339	1:34.519	1:53.256	284.7	2:39:52.025	10	3	6:28.054	3:00.180	1:34.658	1:53.216	266.5	1:14:38.093
25	1	4:13.816	38.929	1:33.910	2:00.977	287.7	2:44:05.841	11	3	4:09.196 B	37.826	1:33.564	1:57.806	283.2	1:18:47.289
26	1	4:02.792	38.314	1:33.035	1:51.443	289.3	2:48:08.633	12	1	6:58.603	3:22.183	1:37.323	1:59.097	281.7	1:25:45.892
27	1	4:02.473	38.192	1:33.138	1:51.143	286.2	2:52:11.106	13	1	4:11.040	39.628	1:35.658	1:55.754	282.5	1:29:56.932
28	1	4:02.610	38.286	1:33.367	1:50.957	284.7	2:56:13.716	14	1	4:44.140	39.343	1:35.295	2:29.502	279.5	1:34:41.072
29	1	7:33.454 B	38.179	2:21.897	4:33.378	283.9	3:03:47.170	15	1	7:30.559	1:02.360	3:09.374	3:18.825	107.6	1:42:11.631
70 Inception Racing McLaren 720S LMGT3 Evo								16 1 7:17.132 1:01.830 3:01.817 3:13.485 115.9 1:49:28.763							
1. Brendan IRIBE 3. Frederik SCHANDORFF LMGT3								17 1 6:37.708 1:01.916 3:00.227 2:35.565 112.0 1:56:06.471							
2. Ollie MILLROY								18 1 6:41.142 40.535 4:02.525 1:58.082 72.4 2:02:47.613							
1	3	7:15.563	3:35.925	1:40.830	1:58.808	264.5	7:15.563	19	1	4:12.367	40.205	1:36.170	1:55.992	280.3	2:06:59.980
2	3	4:13.186 B	38.457	1:34.494	2:00.235	284.7	11:28.749	20	1	4:58.716	57.847	2:04.427	1:56.442	180.9	2:11:58.696
3	3	10:33.447	7:06.383	1:34.330	1:52.734	283.2	22:02.196	21	1	4:06.838	38.583	1:33.807	1:54.448	284.7	2:16:05.534
4	3	4:01.692	37.737	1:33.056	1:50.899	286.2	26:03.888	22	1	4:07.153	38.746	1:34.000	1:54.407	282.5	2:20:12.687
5	3	4:02.819	38.103	1:33.015	1:51.701	287.7	30:06.707	23	1	4:05.433	38.583	1:33.614	1:53.236	283.9	2:24:18.120
6	3	4:09.025 B	37.955	1:33.363	1:57.707	287.7	34:15.732	24	1	4:14.249 B	38.302	1:34.640	2:01.307	282.5	2:28:32.369
7	2	9:08.127 B	3:03.050	1:35.962	4:29.115	284.7	43:23.859	25	2	7:16.529	2:28.792	2:41.846	2:05.891	280.3	2:35:48.898
8	2	15:13.693	...	1:36.663	1:53.095	269.1	58:37.552	26	2	4:08.380	39.820	1:34.385	1:54.175	281.7	2:39:57.278
9	2	4:03.793	38.066	1:33.691	1:52.036	287.7	1:02:41.345	27	2	4:05.300	39.063	1:34.085	1:52.152	281.7	2:44:02.578
10	2	4:05.167	38.083	1:33.931	1:53.153	286.9	1:06:46.512	28	2	4:02.884	38.288	1:33.276	1:51.320	284.7	2:48:05.462
11	2	4:09.398 B	37.498	1:32.751	1:59.149	287.7	1:10:55.910	29	2	4:09.503 B	38.805	1:33.431	1:57.267	284.7	2:52:14.965
12	1	9:44.980	6:09.998	1:38.681	1:56.301	276.7	1:20:40.890	30	2	7:26.039 B	2:57.782	1:34.098	2:54.159	275.3	2:59:41.004
13	1	4:07.219	39.125	1:34.712	1:53.382	283.9	1:24:48.109	78 Akkodis ASP Team Lexus RC F LMGT3							
14	1	4:06.549	38.748	1:34.898	1:52.903	286.9	1:28:54.658	1. Arnold ROBIN 3. Kelvin VAN DER LINDE LMGT3							
15	1	4:18.079	38.220	1:33.751	2:06.108	283.9	1:33:12.737	2. Timur BOGUSLAVSKIY							
16	1	7:07.152 B	46.472	3:02.890	3:17.790	117.2	1:40:19.889	1	3	5:41.570	1:58.703	1:42.555	2:00.312	219.0	5:41.570
17	1	9:23.010	3:13.177	3:00.834	3:08.999	109.5	1:49:42.899	2	3	4:08.966	39.181	1:35.958	1:53.827	280.3	9:50.536
18	1	6:40.340	1:01.636	3:02.448	2:36.256	113.8	1:56:23.239	3	3	4:05.800	38.695	1:34.475	1:52.630	283.2	13:56.336





FIA WEC Official Test - 92^o Edition des 24 Heures du Mans Free Practice 1 Test Day



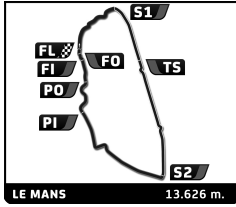
Sector Analysis

Lap under Red Flag Invalidated Lap Personal Best Session Best Crossing the pit lane

Lap	D	Time	Sector 1	Sector 2	Sector 3	T. Spd	Elapsed	Lap	D	Time	Sector 1	Sector 2	Sector 3	T. Spd	Elapsed
1	3	6:41.179 B	2:59.730	1:37.271	2:04.178	223.5	6:41.179	20	1	8:20.029	38.572	3:03.793	4:37.664	287.7	2:06:06.408
2	3	10:57.097	7:53.015	1:24.965	1:39.117	302.2	17:38.276	21	1	5:21.310	1:28.234	1:46.597	2:06.479	263.9	2:11:27.718
3	3	3:35.073	34.695	1:22.954	1:37.424	271.8	21:13.349	22	1	4:05.842	39.435	1:34.307	1:52.100	285.4	2:15:33.560
4	3	3:34.562	33.979	1:22.258	1:38.325	271.8	24:47.911	23	1	4:02.040	37.762	1:32.870	1:51.408	287.7	2:19:35.600
5	3	3:35.717	33.841	1:22.338	1:39.538	293.2	28:23.628	24	1	4:03.931	37.970	1:34.305	1:51.656	290.0	2:23:39.531
6	3	3:32.832	34.018	1:22.057	1:36.757	309.1	31:56.460	25	1	4:06.636	37.700	1:33.088	1:55.848	283.2	2:27:46.167
7	3	3:31.461	33.645	1:21.252	1:36.564	298.0	35:27.921	26	1	4:11.078 B	38.128	1:33.326	1:59.624	280.3	2:31:57.245
8	3	4:05.353 B	32.187	1:21.016	2:11.150	315.4	39:33.274	27	2	8:47.039	5:11.212	1:37.487	1:58.340	280.3	2:40:44.284
9	2	20:55.682	...	1:25.502	1:43.815	288.5	1:00:28.956	28	2	4:01.889	38.745	1:32.891	1:50.253	285.4	2:44:46.173
10	2	3:34.956	33.890	1:21.525	1:39.541	337.0	1:04:03.912	29	2	4:08.953	37.743	1:32.735	1:58.475	287.7	2:48:55.126
11	2	3:35.933	34.608	1:21.298	1:40.027	334.9	1:07:39.845	30	2	5:59.839 B	37.706	2:29.977	2:52.156	148.4	2:54:54.965
12	2	3:38.264	36.438	1:21.993	1:39.833	322.9	1:11:18.109	86 GR Racing 1. Michael WAINWRIGHT 3. Riccardo PERA 2. Daniel SERRA Ferrari 296 LMGT3 LMGT3							
13	2	3:35.910	34.406	1:22.335	1:39.169	295.6	1:14:54.019	1	3	5:59.236 B	1:55.193	1:45.505	2:18.538	213.4	5:59.236
14	2	3:32.983	33.605	1:21.352	1:38.026	304.7	1:18:27.002	2	3	15:33.191	...	1:35.672	1:54.445	279.5	21:32.427
15	2	3:32.132	33.837	1:21.176	1:37.119	308.2	1:21:59.134	3	3	4:07.448	39.176	1:34.369	1:53.903	281.7	25:39.875
16	2	3:41.139 B	33.641	1:21.188	1:46.310	298.8	1:25:40.273	4	3	4:03.569	37.872	1:32.774	1:52.923	283.2	29:43.444
17	1	32:25.237	...	2:18.597	1:57.790	136.4	1:58:05.510	5	3	4:09.786	39.934	1:35.403	1:54.449	258.8	33:53.230
18	1	8:16.930	40.212	2:59.118	4:37.600	306.5	2:06:22.440	6	3	4:04.318	37.954	1:33.034	1:53.330	285.4	37:57.548
19	1	5:16.236	1:23.743	1:53.692	1:58.801	227.7	2:11:38.676	7	3	6:50.401 B	38.359	2:26.185	3:45.857	286.2	44:47.949
20	1	3:36.124	34.641	1:21.898	1:39.585	281.7	2:15:14.800	8	1	14:30.257	...	1:39.361	1:57.173	277.4	59:18.206
21	1	3:32.409	33.599	1:21.170	1:37.640	292.4	2:18:47.209	9	1	4:10.420	39.823	1:35.580	1:55.017	284.7	1:03:28.626
22	1	3:36.157	33.118	1:21.689	1:41.350	277.4	2:22:23.366	10	1	4:09.032	39.087	1:34.683	1:55.262	283.2	1:07:37.658
23	1	3:37.062 B	33.245	1:20.389	1:43.428	328.8	2:26:00.428	11	1	4:06.446	38.894	1:34.402	1:53.150	285.4	1:11:44.104
24	1	5:16.661	2:10.194	1:26.565	1:39.902	306.5	2:31:17.089	12	1	4:07.150	38.807	1:34.829	1:53.514	282.5	1:15:51.254
25	1	5:06.565	34.905	2:52.568	1:39.092	80.5	2:36:23.654	13	1	4:05.537	38.286	1:34.538	1:52.713	283.9	1:19:56.791
26	1	3:31.782	34.276	1:20.704	1:36.802	330.8	2:39:55.436	14	1	4:05.917	39.010	1:34.562	1:52.345	285.4	1:24:02.708
27	1	3:38.474	37.243	1:20.306	1:40.925	324.9	2:43:33.910	15	1	4:07.170	38.691	1:34.678	1:53.801	282.5	1:28:09.878
28	1	3:29.732	33.337	1:20.430	1:35.965	334.9	2:47:03.642	16	1	4:13.565 B	38.786	1:34.092	2:00.687	284.7	1:32:23.443
29	1	3:43.276 B	33.301	1:23.535	1:46.440	318.2	2:50:46.918	17	2	9:59.026	4:36.954	2:04.490	3:17.582	281.0	1:42:22.469
30	2	4:43.103	1:44.226	1:21.199	1:37.678	312.7	2:55:30.021	18	2	7:15.854	59.382	3:05.859	3:10.613	109.6	1:49:38.323
31	2	5:49.597 B	33.414	1:21.791	3:54.392	305.6	3:01:19.618	19	2	6:39.649	1:01.810	3:00.390	2:37.449	110.8	1:56:17.972

Lap	D	Time	Sector 1	Sector 2	Sector 3	T. Spd	Elapsed
1	3	5:56.910	2:06.670	1:46.574	2:03.666	187.2	5:56.910
2	3	4:16.245 B	39.436	1:36.013	2:00.796	271.8	10:13.155
3	3	10:39.410	7:08.810	1:36.474	1:54.126	275.3	20:52.565
4	3	4:04.347	38.223	1:33.789	1:52.335	286.9	24:56.912
5	3	4:09.114	38.450	1:36.112	1:54.552	242.0	29:06.026
6	3	4:02.544	37.933	1:33.608	1:51.003	287.7	33:08.570
7	3	4:02.091	37.813	1:33.272	1:51.006	286.2	37:10.661
8	3	6:39.600 B	38.007	1:33.505	4:28.088	287.7	43:50.261
9	2	14:58.453	...	1:37.486	1:54.078	280.3	58:48.714
10	2	4:12.228	39.354	1:33.783	1:59.091	286.2	1:03:00.942
11	2	4:02.642	38.203	1:33.207	1:51.232	286.9	1:07:03.584
12	2	4:11.440	38.039	1:34.189	1:59.212	286.2	1:11:15.024
13	2	4:01.645	37.801	1:32.591	1:51.253	289.3	1:15:16.669
14	2	4:12.965 B	39.562	1:35.628	1:57.775	288.5	1:19:29.634
15	1	13:07.501	9:34.792	1:36.374	1:56.335	283.2	1:32:37.135
16	1	5:19.112	38.772	1:34.391	3:05.949	286.2	1:37:56.247
17	1	7:15.034	56.733	3:03.422	3:14.879	104.1	1:45:11.281
18	1	7:20.323	59.973	2:59.090	3:21.260	112.6	1:52:31.604
19	1	5:14.775	1:02.949	2:16.057	1:55.769	127.6	1:57:46.379

Lap	D	Time	Sector 1	Sector 2	Sector 3	T. Spd	Elapsed
1	2	5:42.025	1:59.444	1:42.686	1:59.895	223.1	5:42.025
2	2	4:06.832	39.335	1:34.601	1:52.896	284.7	9:48.857
3	2	4:10.691 B	38.483	1:33.947	1:58.261	281.7	13:59.548
4	2	5:35.391	2:08.209	1:35.558	1:51.624	278.1	19:34.939
5	2	4:03.545	37.976	1:32.793	1:52.776	285.4	23:38.484



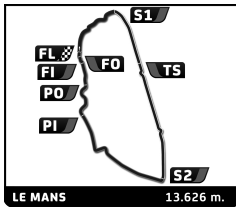
FIA WEC Official Test - 92^e Edition des 24 Heures du Mans Free Practice 1 Test Day



Sector Analysis

Lap under Red Flag Invalidated Lap Personal Best Session Best B Crossing the pit lane

Lap	D	Time	Sector 1	Sector 2	Sector 3	T. Spd	Elapsed	Lap	D	Time	Sector 1	Sector 2	Sector 3	T. Spd	Elapsed																						
6	2	4:00.668	37.758	1:32.798	1:50.112	282.5	27:39.152	4	2	4:23.954 B	39.105	1:35.543	2:09.306	283.2	27:40.770																						
7	2	4:07.925 B	37.800	1:33.233	1:56.892	281.7	31:47.077	5	2	7:17.359	3:43.960	1:36.483	1:56.916	283.9	34:58.129																						
8	2	26:23.030 B	...	1:35.525	1:57.716	252.2	58:10.107	6	2	4:30.249	38.825	1:35.753	2:15.671	283.2	39:28.378																						
9	2	9:59.464	6:23.622	1:36.855	1:58.987	279.5	1:08:09.571	7	2	8:41.041 B	1:16.717	4:25.640	2:58.684	78.5	48:09.419																						
10	2	4:09.510	40.469	1:34.832	1:54.209	281.7	1:12:19.081	8	2	10:25.323	6:54.212	1:37.106	1:54.005	284.7	58:34.742																						
11	2	4:06.843	38.602	1:34.657	1:53.584	283.2	1:16:25.924	9	2	4:09.820	38.246	1:36.155	1:55.419	281.7	1:02:44.562																						
12	2	4:06.257	39.187	1:34.423	1:52.647	283.9	1:20:32.181	10	2	4:14.329 B	38.199	1:35.687	2:00.443	282.5	1:06:58.891																						
13	2	4:16.090 B	38.115	1:36.166	2:01.809	285.4	1:24:48.271	11	1	7:58.468	4:20.581	1:37.586	2:00.301	278.1	1:14:57.359																						
14	2	12:56.961 B	7:11.146	2:24.182	3:21.633	241.5	1:37:45.232	12	1	4:11.942	39.139	1:35.755	1:57.048	281.7	1:19:09.301																						
15	3	9:58.102	3:40.979	3:00.365	3:16.758	118.0	1:47:43.334	13	1	4:10.992	38.585	1:35.549	1:56.858	281.7	1:23:20.293																						
16	3	7:22.657	1:00.383	3:06.778	3:15.496	119.1	1:55:05.991	14	1	4:10.209	39.925	1:35.185	1:55.099	285.4	1:27:30.502																						
17	3	7:30.122	1:29.935	4:00.424	1:59.763	74.3	2:02:36.113	15	1	4:09.070	38.921	1:34.657	1:55.492	282.5	1:31:39.572																						
18	3	4:12.671	39.338	1:36.904	1:56.429	242.0	2:06:48.784	16	1	6:09.118 B	38.696	2:08.849	3:21.573	269.1	1:37:48.690																						
19	3	5:07.340	1:07.278	2:04.637	1:55.425	197.8	2:11:56.124	17	1	9:50.554	3:30.363	3:03.370	3:16.821	101.5	1:47:39.244																						
20	3	4:03.648	37.493	1:32.165	1:53.990	293.2	2:15:59.772	18	1	7:23.613	1:02.418	3:04.611	3:16.584	115.1	1:55:02.857																						
21	3	4:08.697 B	38.274	1:32.280	1:58.143	289.3	2:20:08.469	19	1	7:30.263	1:30.597	3:59.658	2:00.008	97.2	2:02:33.120																						
22	1	7:11.701	3:37.643	1:38.198	1:55.860	284.7	2:27:20.170	20	1	4:13.729	39.746	1:36.134	1:57.849	286.2	2:06:46.849																						
88 Proton Competition Ford Mustang LMGT3 1. Giorgio RODA 3. Dennis OLSEN LMGT3 2. Mikkel PEDERSEN								21								1	5:04.324	1:06.575	2:02.635	1:55.114	237.8	2:11:51.173															
1								3	5:32.373 B	1:38.119	1:47.158	2:07.096	164.2	5:32.373	22								1	4:08.041	38.870	1:34.603	1:54.568	270.4	2:15:59.214								
2								3	9:06.514	5:29.796	1:38.852	1:57.866	245.9	14:38.887	23								1	4:05.721	38.376	1:34.138	1:53.207	278.1	2:20:04.935								
3								3	4:14.819	39.818	1:36.431	1:58.570	278.1	18:53.706	24								1	4:05.306	38.342	1:33.474	1:53.490	286.2	2:24:10.241								
4								3	4:17.431 B	39.613	1:36.060	2:01.758	277.4	23:11.137	25								1	4:05.586	38.312	1:33.990	1:53.284	283.2	2:28:15.827								
5								3	35:53.982	...	1:35.570	1:53.190	274.6	59:05.119	26								1	4:33.872 B	38.423	1:34.123	2:21.326	284.7	2:32:49.699								
6								3	4:04.967	38.108	1:33.514	1:53.345	281.7	1:03:10.086	27								3	6:15.518	2:42.201	1:39.113	1:54.204	233.1	2:39:05.217								
7								3	4:03.023	38.033	1:33.400	1:51.590	283.9	1:07:13.109	28								3	4:06.958	40.107	1:34.478	1:52.373	281.7	2:43:12.175								
8								3	4:04.416	38.540	1:33.465	1:52.411	282.5	1:11:17.525	29								3	4:05.161	38.510	1:33.902	1:52.749	284.7	2:47:17.336								
9								3	4:10.137 B	38.264	1:33.475	1:58.398	283.2	1:15:27.662	30								3	4:15.944	41.844	1:41.027	1:53.073	203.0	2:51:33.280								
10								1	15:36.022	...	1:38.384	1:57.701	268.4	1:31:03.684	31								3	4:03.128	37.997	1:33.314	1:51.817	285.4	2:55:36.408								
11								1	4:58.054	39.727	1:48.451	2:29.876	273.2	1:36:01.738	32								3	6:44.825 B	37.967	1:33.661	4:33.197	283.2	3:02:21.233								
12								1	6:16.916	40.545	2:19.464	3:16.907	279.5	1:42:18.654	92 Manthey PureRxcing Porsche 911 GT3 R LMGT3 1. Aliaksandr MALYKHIN 3. Klaus BACHLER LMGT3 2. Joel STURM																						
13								1	7:16.941	1:02.058	3:03.951	3:10.932	100.8	1:49:35.595	1								1	4:52.884	1:06.613	1:43.102	2:03.169	191.5	4:52.884								
14								1	6:41.133	1:02.647	3:00.157	2:38.329	125.6	1:56:16.728	2								1	4:11.654	40.530	1:35.482	1:55.642	283.2	9:04.538								
15								1	6:35.670	41.359	3:54.767	1:59.544	73.7	2:02:52.398	3								1	4:08.637	39.260	1:34.493	1:54.884	283.2	13:13.175								
16								1	4:13.617	40.232	1:36.125	1:57.260	266.5	2:07:06.015	4								1	4:07.003	38.911	1:34.317	1:53.775	281.7	17:20.178								
17								1	4:57.519	54.451	2:05.913	1:57.155	174.8	2:12:03.534	5								1	4:15.308 B	38.560	1:36.416	2:00.332	281.0	21:35.486								
18								1	4:08.123	38.865	1:34.752	1:54.506	248.7	2:16:11.657	6								3	9:34.480	6:02.536	1:35.926	1:56.018	281.0	31:09.966								
19								1	4:07.239	38.924	1:34.020	1:54.295	286.2	2:20:18.896	7								3	4:12.688 B	38.947	1:34.612	1:59.129	281.7	35:22.654								
20								1	4:05.057	38.593	1:33.745	1:52.719	284.7	2:24:23.953	8								3	10:13.526 B	3:47.034	3:20.358	3:06.134	120.7	45:36.180								
21								1	4:19.802 B	39.088	1:34.586	2:06.128	282.5	2:28:43.755	9								1	12:59.277	9:27.805	1:37.707	1:53.765	281.7	58:35.457								
22								2	10:25.082	6:58.876	1:34.141	1:52.065	283.2	2:39:08.837	10								1	4:04.874	38.308	1:33.849	1:52.717	283.9	1:02:40.331								
23								2	4:05.033	38.271	1:34.778	1:51.984	283.9	2:43:13.870	11								1	4:16.714 B	38.885	1:38.564	1:59.265	229.2	1:06:57.045								
24								2	4:03.795	37.981	1:33.358	1:52.456	287.7	2:47:17.665	12								1	5:33.330	2:05.340	1:34.311	1:53.679	284.7	1:12:30.375								
25								2	4:04.530	39.473	1:34.074	1:50.983	283.9	2:51:22.195	13								1	4:03.713	38.325	1:33.365	1:52.023	282.5	1:16:34.088								
26								2	4:01.921	38.255	1:32.946	1:50.720	286.9	2:55:24.116	14								1	4:07.982	39.770	1:34.307	1:53.905	283.2	1:20:42.070								
27								2	6:20.860 B	37.884	1:32.708	4:10.268	287.7	3:01:44.976	15								1	4:14.848 B	39.401	1:34.645	2:00.802	283.9	1:24:56.918								
91 Manthey EMA Porsche 911 GT3 R LMGT3 1. Yasser SHAHIN 3. Richard LIETZ LMGT3 2. Morris SCHURING								16								3	5:18.173	1:48.728	1:34.710	1:54.735	282.5	1:30:15.091															
1								2	6:02.392 B	1:54.648	1:50.796	2:16.948	189.5	6:02.392	17								3	4:28.350 B	38.513	1:35.946	2:13.891	267.8	1:34:43.441								
2								2	12:59.707	9:23.854	1:37.142	1:58.711	259.4	19:02.099	18								1	7:40.997	2:20.868	2:03.253	3:16.876	250.4	1:42:24.438								
3								2	4:14.717	39.978	1:35.983	1:58.756	283.2	23:16.816	19								1	7:15.862	59.431	3:06.557	3:09.874	126.2	1:49:40.300								
								20								1	6:39.524	1:02.132	3:01.032	2:36.360	113.8	1:56:19.824	21								1	6:33.827	40.924	3:54.195	1:58.708	66.8	2:02:53.651



FIA WEC Official Test - 92^o Edition des 24 Heures du Mans Free Practice 1 Test Day



Sector Analysis

Lap under Red Flag Invalidated Lap Personal Best Session Best B Crossing the pit lane

Lap	D	Time	Sector 1	Sector 2	Sector 3	T. Spd	Elapsed	Lap	D	Time	Sector 1	Sector 2	Sector 3	T. Spd	Elapsed
22	1	4:14.512	40.292	1:36.728	1:57.492	278.1	2:07:08.163	7	1	3:36.877	33.188	1:20.927	1:42.762		25:40.342
23	1	4:57.714	54.348	2:06.632	1:56.734	169.3	2:12:05.877	8	1	3:39.850	B 33.433	1:20.687	1:45.730	334.9	29:20.192
24	1	4:11.566	B 38.237	1:33.986	1:59.343	265.1	2:16:17.443	9	2	28:39.201	...	1:25.129	1:51.546		57:59.393
25	2	6:11.026	2:41.321	1:35.946	1:53.759	284.7	2:22:28.469	10	2	3:33.991	33.899	1:21.489	1:38.603	310.0	1:01:33.384
26	2	4:04.234	38.825	1:33.701	1:51.708	283.9	2:26:32.703	11	2	3:33.493	33.535	1:21.166	1:38.792		1:05:06.877
27	2	4:04.031	38.185	1:34.051	1:51.795	283.9	2:30:36.734	12	2	3:32.444	33.581	1:21.499	1:37.364		1:08:39.321
28	2	5:23.563	38.298	2:53.243	1:52.022	283.9	2:36:00.297	13	2	3:34.471	33.496	1:21.278	1:39.697		1:12:13.792
29	2	4:03.088	38.383	1:33.456	1:51.249	285.4	2:40:03.385	14	2	3:40.142	B 33.454	1:21.992	1:44.696	309.1	1:15:53.934
30	2	4:03.969	38.654	1:33.384	1:51.931	283.2	2:44:07.354	15	2	9:13.007	6:09.819				1:25:06.941
31	2	4:03.267	38.001	1:33.617	1:51.649	290.8	2:48:10.621	16	2	3:32.911	33.711	1:21.584	1:37.616		1:28:39.852
32	2	4:03.155	38.251	1:33.366	1:51.538	287.7	2:52:13.776	17	2	3:33.876	33.663	1:21.721	1:38.492		1:32:13.728
33	2	4:04.992	38.130	1:34.077	1:52.785	284.7	2:56:18.768	18	2	5:43.402	B 36.452	1:46.084	3:20.866	247.6	1:37:57.130
34	2	7:36.070	B 38.264	2:33.031	4:24.775	283.9	3:03:54.838	19	3	42:05.952	B ...	2:30.069	2:29.605	185.2	2:20:03.082
								20	3	12:59.096	B 7:12.690	2:20.762	3:25.644	148.2	2:33:02.178

93 Peugeot TotalEnergies
 1. Jean-Eric VERGNE 3. Nico MÜLLER
 2. Mikkel JENSEN 4. Malthe JAKOBSEN
 Peugeot 9X8 HYPERCAR H

1	3	4:21.030	55.375	1:33.789	1:51.866	250.4	4:21.030
2	3	3:41.199	34.514	1:22.272	1:44.413	334.9	8:02.229
3	3	3:33.609	33.508	1:22.666	1:37.435	317.2	11:35.838
4	3	3:31.616	33.344	1:21.058	1:37.214	336.0	15:07.454
5	3	3:32.550	33.868	1:20.765	1:37.917	338.1	18:40.004
6	3	3:37.823	B 33.388	1:20.793	1:43.642	337.0	22:17.827
7	1	11:45.723	8:34.560	1:27.662	1:43.501	256.4	34:03.550
8	1	3:35.368	34.148	1:21.864	1:39.356	332.9	37:38.918
9	1	6:23.148	B 33.723	1:23.102	4:26.323	315.4	44:02.066
10	1	14:03.892	...	1:27.310	1:43.622	256.4	58:05.958
11	1	3:37.944	35.051	1:21.431	1:41.462	323.9	1:01:43.902
12	1	3:32.036	33.478	1:21.175	1:37.383	317.2	1:05:15.938
13	1	3:40.857	B 34.410	1:21.439	1:45.008	320.1	1:08:56.795
14	2	13:29.929	...	1:25.733	1:42.224	283.9	1:22:26.724
15	2	3:35.294	34.053	1:22.097	1:39.144	319.1	1:26:02.018
16	2	3:32.994	33.706	1:22.082	1:37.206	314.5	1:29:35.012
17	2	4:29.307	B 33.578	1:21.415	2:34.314	310.0	1:34:04.319
18	2	44:06.130	...	1:25.838	1:38.075	292.4	2:18:10.449
19	2	3:31.665	33.123	1:21.150	1:37.392	311.8	2:21:42.114
20	2	3:31.746	33.306	1:21.263	1:37.177	321.0	2:25:13.860
21	2	3:32.308	34.855	1:20.811	1:36.642	319.1	2:28:46.168
22	2	4:16.669	B 39.634	1:21.130	2:15.905	325.8	2:33:02.837
23	2	10:23.979	7:21.848	1:24.264	1:37.867	307.3	2:43:26.816
24	2	3:30.136	33.131	1:20.646	1:36.359	315.4	2:46:56.952
25	2	3:32.500	33.249	1:20.845	1:38.406	319.1	2:50:29.452
26	2	3:32.988	33.467	1:21.502	1:38.019	321.0	2:54:02.440
27	2	3:30.465	33.277	1:20.931	1:36.257	321.0	2:57:32.905
28	2	10:11.459	B 56.539	4:18.347	4:56.573	80.7	3:07:44.364

94 Peugeot TotalEnergies
 1. Stoffel VANDORNE 3. Loïc DUVAL
 2. Paul DI RESTA 4. Malthe JAKOBSEN
 Peugeot 9X8 HYPERCAR H

1	1	4:15.719	54.754	1:33.508	1:47.457		4:15.719
2	1	3:37.540	34.680	1:22.804	1:40.056		7:53.259
3	1	3:34.088	33.650	1:21.746	1:38.692		11:27.347
4	1	3:32.999	33.926	1:21.184	1:37.889	339.1	15:00.346
5	1	3:32.266	33.186	1:21.037	1:38.043	332.9	18:32.612
6	1	3:30.853	33.162	1:20.634	1:37.057		22:03.465

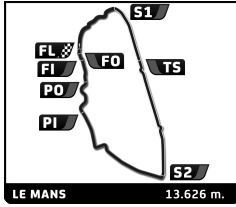
95 United Autosports
 1. Hiroshi HAMAGUCHI 3. Marino SATO
 2. Nicolas PINO
 McLaren 720S LMGT3 Evo LMGT3

1	3	4:50.973	1:01.220	1:47.917	2:01.836	180.9	4:50.973
2	3	4:11.144	39.876	1:37.145	1:54.123	276.7	9:02.117
3	3	4:04.361	38.587	1:34.375	1:51.399	281.0	13:06.478
4	3	4:02.388	37.868	1:33.583	1:50.937	281.7	17:08.866
5	3	4:08.499	B 37.506	1:33.517	1:57.476	281.7	21:17.365
6	2	7:52.391	4:17.819	1:38.152	1:56.420	216.8	29:09.756
7	2	4:06.406	38.594	1:35.031	1:52.781	280.3	33:16.162
8	2	4:06.063	38.560	1:35.131	1:52.372	278.8	37:22.225
9	2	6:37.681	B 38.209	1:33.984	4:25.488	279.5	43:59.906
10	2	14:01.919	...	1:36.505	1:57.928	267.1	58:01.825
11	2	4:03.766	38.227	1:33.142	1:52.397	283.9	1:02:05.591
12	2	4:04.153	37.758	1:33.533	1:52.862	271.8	1:06:09.744
13	2	4:45.402	B 40.687	1:43.891	2:20.824	213.0	1:10:55.146
14	1	01:17.658	...	1:56.828	1:58.594	230.2	2:12:12.804
15	1	4:07.162	38.881	1:34.999	1:53.282	283.9	2:16:19.966
16	1	4:06.023	38.833	1:34.275	1:52.915	283.9	2:20:25.989
17	1	4:14.366	B 38.764	1:35.286	2:00.316	283.9	2:24:40.355
18	1	6:02.308	2:29.342	1:38.785	1:54.181	251.6	2:30:42.663
19	1	5:25.893	38.102	2:54.251	1:53.540	282.5	2:36:08.556
20	1	4:04.380	38.687	1:33.939	1:51.754	281.0	2:40:12.936
21	1	4:04.143	38.323	1:33.364	1:52.456	283.9	2:44:17.079
22	1	4:02.933	38.217	1:33.502	1:51.214	285.4	2:48:20.012
23	1	4:14.672	B 40.076	1:34.233	2:00.363	283.2	2:52:34.684
24	3	5:32.744	1:58.803	1:33.611	2:00.330	284.7	2:58:07.428
25	3	10:15.916	B 1:25.242	4:20.296	4:30.378	80.1	3:08:23.344

99 Proton Competition
 1. Neel JANI 3. Julien ANDLAUER
 2. Harry TINCKNELL
 Porsche 963 HYPERCAR H

1	1	5:53.005	B 2:03.476	1:40.004	2:09.525	183.7	5:53.005
2	1	12:50.018	9:17.590	1:40.829	1:51.599	207.6	18:43.023
3	1	3:45.535	36.342	1:26.631	1:42.562	307.3	22:28.558
4	1	3:36.378	33.834	1:22.574	1:39.970	329.8	26:04.936
5	1	3:36.464	34.595	1:22.191	1:39.678	332.9	29:41.400
6	1	3:48.820	B 34.904	1:23.983	1:49.933	328.8	33:30.220
7	1	24:53.915	...	1:29.303	1:42.675	249.3	58:24.135
8	1	3:40.167	33.959	1:23.540	1:42.668	307.3	1:02:04.302





FIA WEC Official Test - 92^e Edition des 24 Heures du Mans Free Practice 1 Test Day



Sector Analysis

Lap under Red Flag Invalidated Lap Personal Best Session Best Crossing the pit lane

Lap	D	Time	Sector 1	Sector 2	Sector 3	T. Spd	Elapsed	Lap	D	Time	Sector 1	Sector 2	Sector 3	T. Spd	Elapsed
9	1	3:32.333	33.464	1:21.473	1:37.396	331.8	1:05:36.635								
10	1	3:34.651	33.011	1:20.891	1:40.749	331.8	1:09:11.286								
11	1	3:30.423	32.986	1:21.237	1:36.200	313.6	1:12:41.709								
12	1	3:41.856 B	33.595	1:21.732	1:46.529	332.9	1:16:23.565								
13	2	14:49.317	...	1:25.882	1:42.699	290.0	1:31:12.882								
14	2	4:49.510 B	34.308	1:43.680	2:31.522	321.0	1:36:02.392								
15	2	36:13.767	...	1:57.392	1:57.483	209.2	2:12:16.159								
16	2	3:41.207	35.241	1:23.194	1:42.772	323.9	2:15:57.366								
17	2	3:35.089	33.463	1:21.416	1:40.210	330.8	2:19:32.455								
18	2	3:32.274	33.393	1:21.118	1:37.763	331.8	2:23:04.729								
19	2	3:32.487	33.349	1:20.960	1:38.178	331.8	2:26:37.216								
20	2	3:41.186 B	34.942	1:21.869	1:44.375	328.8	2:30:18.402								
21	2	21:12.684	...	1:24.011	1:39.390	307.3	2:51:31.086								
22	2	3:34.556	34.031	1:21.750	1:38.775	332.9	2:55:05.642								
23	2	5:01.045 B	34.688	1:21.672	3:04.685	330.8	3:00:06.687								
155 Spirit of Race Ferrari 296 LMGT3 1.Johnny LAURSEN 3.Jordan TAYLOR LMGT3 2.Conrad LAURSEN								183 AF Corse Oreca 07 - Gibson LMP2 P/A 1.François PERRODO 3.Nicolas VARRONE 2.Ben BARNICOAT							
1	2	6:01.336 B	1:58.190	1:46.182	2:16.964	168.0	6:01.336	1	2	5:13.739 B	1:20.127	1:50.380	2:03.232	179.7	5:13.739
2	2	6:04.360	2:33.156	1:36.810	1:54.394	280.3	12:05.696	2	2	7:15.146	3:46.981	1:34.506	1:53.659	253.3	12:28.885
3	2	4:09.907	37.869	1:34.740	1:57.298	279.5	16:15.603	3	2	3:58.925	39.006	1:32.134	1:47.785	215.9	16:27.810
4	2	4:04.170	38.442	1:33.945	1:51.783	283.2	20:19.773	4	2	4:00.351	37.735	1:30.557	1:52.059	246.4	20:28.161
5	2	4:06.836	38.043	1:36.802	1:51.991	260.0	24:26.609	5	2	3:44.993	34.919	1:26.496	1:43.578	308.2	24:13.154
6	2	4:03.761	38.410	1:33.735	1:51.616	285.4	28:30.370	6	2	3:40.926	34.714	1:25.653	1:40.559	315.4	27:54.080
7	2	4:07.763 B	38.008	1:33.210	1:56.545	283.9	32:38.133	7	2	3:39.669	34.577	1:24.968	1:40.124	314.5	31:33.749
8	2	7:30.951 B	3:16.696	1:36.183	2:38.072	283.9	40:09.084	8	2	4:16.224 B	34.244	1:30.821	2:11.159	317.2	35:49.973
9	1	19:37.952	...	1:38.333	1:58.552	278.8	59:47.036	9	1	30:26.002	...	1:30.880	1:49.069	261.3	1:06:15.975
10	1	4:12.960	39.371	1:36.396	1:57.193	281.0	1:03:59.996	10	1	3:49.992	36.380	1:27.904	1:45.708	312.7	1:10:05.967
11	1	4:10.801	39.181	1:35.539	1:56.081	285.4	1:08:10.797	11	1	3:47.925	35.900	1:26.871	1:45.154	316.3	1:13:53.892
12	1	4:11.906	40.380	1:35.961	1:55.565	278.8	1:12:22.703	12	1	3:47.033	35.685	1:26.721	1:44.627	315.4	1:17:40.925
13	1	4:08.435	39.158	1:34.736	1:54.541	284.7	1:16:31.138	13	1	3:48.052	35.646	1:27.534	1:44.872	316.3	1:21:28.977
14	1	4:19.730 B	39.812	1:35.741	2:04.177	282.5	1:20:50.868	14	1	3:50.858	38.178	1:27.436	1:45.244	318.2	1:25:19.835
15	1	5:33.466	2:01.212	1:36.978	1:55.276	281.7	1:26:24.334	15	1	3:45.918	35.655	1:26.637	1:43.626	314.5	1:29:05.753
16	1	4:07.981	38.816	1:34.753	1:54.412	281.7	1:30:32.315	16	1	3:44.700	35.248	1:26.103	1:43.349	313.6	1:32:50.453
17	1	5:10.571	38.677	2:00.746	2:31.148	281.7	1:35:42.886	17	1	5:08.878	36.086	1:33.298	2:59.494	207.2	1:37:59.331
18	1	6:31.351	39.641	2:33.563	3:18.147	222.1	1:42:14.237	18	1	7:13.887	56.205	3:03.068	3:14.614	113.0	1:45:13.218
19	1	7:17.103	1:01.705	3:03.501	3:11.897	117.2	1:49:31.340	19	1	7:19.477	59.511	2:58.493	3:21.473	120.5	1:52:32.695
20	1	6:38.750	1:02.993	3:00.852	2:34.905	113.3	1:56:10.090	20	1	5:14.682	1:02.966	2:16.422	1:55.294	132.1	1:57:47.377
21	1	6:40.163	40.944	4:00.514	1:58.705	76.4	2:02:50.253	21	1	8:23.860 B	38.224	3:04.206	4:41.430	293.2	2:06:11.237
22	1	4:12.049	39.169	1:36.426	1:56.454	269.8	2:07:02.302	22	3	11:39.638	8:28.877	1:28.001	1:42.760	298.8	2:17:50.875
23	1	4:58.521	57.507	2:05.440	1:55.574	171.7	2:12:00.823	23	3	3:41.902	35.193	1:26.008	1:40.701	318.2	2:21:32.777
24	1	4:05.143	38.456	1:33.263	1:53.424	286.2	2:16:05.966	24	3	3:40.425	35.457	1:24.958	1:40.010	317.2	2:25:13.202
25	1	4:17.870 B	40.557	1:34.121	2:03.192	285.4	2:20:23.836	25	3	4:27.110 B	34.783	1:24.460	2:27.867	319.1	2:29:40.312
26	3	6:18.210	2:47.203	1:36.049	1:54.958	268.4	2:26:42.046	26	3	7:21.312	3:04.814	2:29.513	1:46.985	172.0	2:37:01.624
27	3	4:06.610	39.671	1:34.335	1:52.604	283.2	2:30:48.656	27	3	3:41.773	34.885	1:24.222	1:42.666	318.2	2:40:43.397
28	3	5:25.774	39.292	2:53.245	1:53.237	273.2	2:36:14.430	28	3	3:43.931	36.052	1:25.791	1:42.088	318.2	2:44:27.328
29	3	4:03.135	38.314	1:33.713	1:51.108	282.5	2:40:17.565	29	3	3:39.677	34.122	1:24.139	1:41.416	321.0	2:48:07.005
30	3	4:02.544	38.105	1:33.543	1:50.896	284.7	2:44:20.109	30	3	3:50.346	35.741	1:28.862	1:45.743	316.3	2:51:57.351
31	3	4:07.500 B	37.479	1:33.000	1:57.021	286.9	2:48:27.609	31	3	3:39.619	34.489	1:23.829	1:41.301	319.1	2:55:36.970
32	2	5:40.740	2:15.220	1:33.684	1:51.836	284.7	2:54:08.349	32	3	6:05.831 B	34.143	1:24.500	4:07.188	317.2	3:01:42.801
33	2	4:30.942 B	37.524	1:32.999	2:20.419	285.4	2:58:39.291	311 Whelen Cadillac Racing Cadillac V-Series.R HYPERCAR H 1.Luis Felipe DERANI 3.Felipe DRUGOVICH 2.Jack AITKEN							
								1	2	35:50.623	...	1:31.285	1:44.501	244.2	35:50.623
								2	2	6:25.254 B	35.022	1:23.512	4:26.720	310.9	42:15.877
								3	2	15:52.721	...	1:27.318	1:41.959	274.6	58:08.598
								4	2	3:39.155	34.545	1:24.984	1:39.626	280.3	1:01:47.753
								5	2	3:33.583	33.877	1:22.035	1:37.671	312.7	1:05:21.336
								6	2	3:34.424	33.606	1:22.960	1:37.858	326.8	1:08:55.760
								7	2	3:34.642	33.957	1:22.178	1:38.507	310.9	1:12:30.402
								8	2	3:36.363	33.953	1:21.857	1:40.553	311.8	1:16:06.765
								9	2	3:33.179	33.758	1:21.831	1:37.590	315.4	1:19:39.944
								10	2	3:36.265	34.709	1:22.869	1:38.687	329.8	1:23:16.209
								11	2	3:32.414	33.410	1:21.289	1:37.715	317.2	1:26:48.623
								12	2	3:33.554	34.272	1:21.805	1:37.477	320.1	1:30:22.177
								13	2	4:19.468 B	33.501	1:21.832	2:24.135	326.8	1:34:41.645
								14	1	21:44.128	...	2:59.899	2:35.516	115.1	1:56:25.773
								15	1	9:35.791	40.005	4:14.108	4:41.678	77.3	2:06:01.564

