

FIA WEC

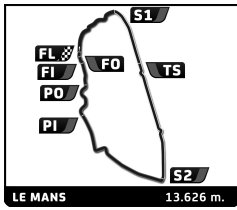
Official Test - 92^o Edition des 24 Heures du Mans Free Practice 2 Test Day



Sector Analysis

Lap under Red Flag Invalidated Lap Personal Best Session Best B Crossing the pit lane

Lap	D	Time	Sector 1	Sector 2	Sector 3	T. Spd	Elapsed	Lap	D	Time	Sector 1	Sector 2	Sector 3	T. Spd	Elapsed
2 Cadillac Racing 1.Earl BAMBER 2.Alex LYNN Cadillac V-Series.R HYPERCAR H								10 1 11:41.640 8:38.848 1:24.106 1:38.686 311.8 1:06:20.652							
1 1 3:56.639 49.409 1:27.258 1:39.972 279.5 3:56.639								11 1 3:31.252 33.557 1:21.107 1:36.588 306.5 1:09:51.904							
2 1 3:31.755 33.661 1:21.105 1:36.989 323.9 7:28.394								12 1 3:30.132 33.194 1:20.554 1:36.384 316.3 1:13:22.036							
3 1 3:31.161 33.183 1:20.737 1:37.241 326.8 10:59.555								13 1 3:31.283 33.157 1:20.938 1:37.188 319.1 1:16:53.319							
4 1 3:31.327 33.252 1:20.448 1:37.627 329.8 14:30.882								14 1 3:30.559 33.067 1:20.600 1:36.892 321.0 1:20:23.878							
5 1 3:34.500 34.363 1:21.762 1:38.375 327.8 18:05.382								15 1 3:30.672 33.299 1:20.479 1:36.894 324.9 1:23:54.550							
6 1 3:36.449 B 33.363 1:20.694 1:42.392 331.8 21:41.831								16 1 3:32.193 33.184 1:22.095 1:36.914 314.5 1:27:26.743							
7 1 9:03.641 6:01.659 1:21.727 1:40.255 319.1 30:45.472								17 1 3:30.842 33.583 1:20.522 1:36.737 310.9 1:30:57.585							
8 1 3:33.293 34.227 1:22.334 1:36.732 322.9 34:18.765								18 1 3:37.011 B 33.024 1:21.833 1:42.154 318.2 1:34:34.596							
9 1 5:51.783 33.228 1:49.221 3:29.334 330.8 40:10.548								19 2 7:22.152 4:20.092 1:23.552 1:38.508 312.7 1:41:56.748							
10 1 3:31.515 33.238 1:21.173 1:37.104 329.8 43:42.063								20 2 3:32.622 33.510 1:22.013 1:37.099 298.0 1:45:29.370							
11 1 5:32.772 B 33.458 1:20.437 3:38.877 331.8 49:14.835								21 2 3:33.655 33.683 1:22.112 1:37.860 312.7 1:49:03.025							
12 2 16:39.402 ... 1:24.350 1:38.228 311.8 1:05:54.237								22 2 3:35.780 36.018 1:22.700 1:37.062 301.3 1:52:38.805							
13 2 3:33.189 34.178 1:20.841 1:38.170 327.8 1:09:27.426								23 2 3:32.695 33.054 1:22.824 1:36.817 305.6 1:56:11.500							
14 2 3:33.106 33.396 1:20.683 1:39.027 330.8 1:13:00.532								24 2 6:21.265 B 32.961 1:21.161 4:27.143 309.1 2:02:32.765							
15 2 3:30.647 33.492 1:20.759 1:36.396 326.8 1:16:31.179								25 2 12:47.089 9:46.686 1:22.442 1:37.961 317.2 2:15:19.854							
16 2 3:32.484 33.329 1:20.545 1:38.610 330.8 1:20:03.663								26 2 3:31.830 33.287 1:21.116 1:37.427 322.9 2:18:51.684							
17 2 3:37.590 B 33.403 1:20.786 1:43.401 332.9 1:23:41.253								27 2 3:29.847 32.983 1:20.946 1:35.918 328.8 2:22:21.531							
18 2 10:05.655 6:58.151 1:27.953 1:39.551 276.0 1:33:46.908								28 2 4:47.063 34.529 1:21.570 2:50.964 326.8 2:27:08.594							
19 2 3:32.395 34.524 1:21.609 1:36.262 314.5 1:37:19.303								29 2 6:18.378 B 34.191 1:22.003 4:22.184 325.8 2:33:26.972							
20 2 3:32.019 33.333 1:20.666 1:38.020 326.8 1:40:51.322								30 2 11:30.859 8:22.593 1:26.091 1:42.175 285.4 2:44:57.831							
21 2 3:29.929 33.980 1:20.615 1:35.334 324.9 1:44:21.251								31 2 3:29.767 33.093 1:20.836 1:35.838 312.7 2:48:27.598							
22 2 3:29.617 33.009 1:20.666 1:35.942 327.8 1:47:50.868								32 2 3:31.349 34.213 1:20.777 1:36.359 303.9 2:51:58.947							
23 2 3:29.932 33.019 1:21.014 1:35.899 328.8 1:51:20.800								33 2 6:03.894 B 32.932 1:20.553 4:10.409 317.2 2:58:02.841							
24 2 3:33.051 33.190 1:20.716 1:39.145 332.9 1:54:53.851								4 Porsche Penske Motorsport 1.Mathieu JAMINET 2.Felipe NASR 3.Nick TANDY 4.Dane CAMERON Porsche 963 HYPERCAR H							
25 2 3:30.811 33.976 1:20.406 1:36.429 326.8 1:58:24.662								1 3 10:24.180 7:17.936 1:25.511 1:40.733 294.8 10:24.180							
26 2 3:29.790 34.062 1:20.366 1:35.362 327.8 2:01:54.452								2 3 3:32.770 33.519 1:21.273 1:37.978 330.8 13:56.950							
27 2 3:32.778 34.247 1:20.964 1:37.567 321.0 2:05:27.230								3 3 3:30.832 32.807 1:20.901 1:37.124 327.8 17:27.782							
28 2 3:40.400 B 34.266 1:23.181 1:42.953 320.1 2:09:07.630								4 3 3:32.189 33.656 1:21.312 1:37.221 333.9 20:59.971							
29 1 8:13.467 5:08.105 1:26.304 1:39.058 310.0 2:17:21.097								5 3 3:30.827 32.945 1:20.644 1:37.238 330.8 24:30.798							
30 1 3:32.464 33.134 1:22.913 1:36.417 321.0 2:20:53.561								6 3 3:30.214 33.346 1:20.673 1:36.195 330.8 28:01.012							
31 1 3:32.714 33.142 1:20.815 1:38.757 321.0 2:24:26.275								7 3 3:40.109 B 33.012 1:21.239 1:45.858 308.2 31:41.121							
32 1 4:50.711 32.019 1:22.119 2:55.573 327.8 2:29:16.986								8 3 20:09.400 B ... 2:11.223 4:30.449 329.8 51:50.521							
33 1 4:41.849 32.880 1:27.346 2:41.623 329.8 2:33:58.835								9 3 11:59.933 8:52.022 1:24.837 1:43.074 278.8 1:03:50.454							
34 1 7:22.270 1:08.782 3:44.000 2:29.488 114.4 2:41:21.105								10 3 3:38.188 35.555 1:21.567 1:41.066 334.9 1:07:28.642							
35 1 3:30.805 33.757 1:21.587 1:35.461 326.8 2:44:51.910								11 3 3:28.562 32.632 1:20.371 1:35.559 334.9 1:10:57.204							
36 1 3:31.436 32.927 1:20.506 1:38.003 329.8 2:48:23.346								12 3 3:30.115 33.285 1:20.085 1:36.745 334.9 1:14:27.319							
37 1 3:29.186 32.295 1:20.592 1:35.299 332.9 2:51:52.532								13 3 3:27.804 32.570 1:20.056 1:35.178 333.9 1:17:55.123							
38 1 5:58.187 B 33.003 1:20.769 4:04.415 327.8 2:57:50.719								14 3 3:27.356 32.753 1:19.696 1:34.907 332.9 1:21:22.479							
3 Cadillac Racing 1.Sébastien BOURDAIS 2.Renger VAN DER ZANDE 3.Tristan VAUTIER Cadillac V-Series.R HYPERCAR H								15 3 3:39.798 B 33.979 1:20.743 1:45.076 332.9 1:25:02.277							
1 1 5:28.295 2:11.256 1:33.458 1:43.581 274.6 5:28.295								16 2 11:36.021 8:30.933 1:22.746 1:42.342 317.2 1:36:38.298							
2 1 3:36.037 34.019 1:22.314 1:39.704 316.3 9:04.332								17 2 3:32.224 33.603 1:21.169 1:37.452 330.8 1:40:10.522							
3 1 3:30.502 33.144 1:21.035 1:36.323 327.8 12:34.834								18 2 3:30.017 33.249 1:20.845 1:35.923 333.9 1:43:40.539							
4 1 3:30.843 33.023 1:20.735 1:37.085 321.0 16:05.677								19 2 3:34.192 33.337 1:21.808 1:39.047 328.8 1:47:14.731							
5 1 3:38.580 B 33.193 1:21.446 1:43.941 310.9 19:44.257								20 2 3:38.240 B 33.004 1:19.921 1:45.315 336.0 1:50:52.971							
6 1 16:08.526 ... 1:22.285 1:37.947 312.7 35:52.783								21 2 8:30.846 5:18.908 1:28.461 1:43.477 252.8 1:59:23.817							
7 1 5:58.467 1:05.980 3:13.395 1:39.092 79.9 41:51.250								22 2 3:28.846 33.039 1:20.339 1:35.468 332.9 2:02:52.663							
8 1 3:31.939 33.714 1:21.378 1:36.847 314.5 45:23.189								23 2 3:33.971 33.918 1:22.119 1:37.934 334.9 2:06:26.634							
9 1 9:15.823 B 33.776 4:13.395 4:28.652 80.3 54:39.012								24 2 3:32.060 33.018 1:20.053 1:38.989 332.9 2:09:58.694							
								25 2 3:32.394 32.912 1:20.073 1:39.409 336.0 2:13:31.088							
								26 2 3:38.372 32.752 1:20.751 1:44.869 332.9 2:17:09.460							



FIA WEC Official Test - 92^o Edition des 24 Heures du Mans Free Practice 2 Test Day



Sector Analysis

Lap under Red Flag Invalidated Lap Personal Best Session Best B Crossing the pit lane

Lap	D	Time	Sector 1	Sector 2	Sector 3	T. Spd	Elapsed	Lap	D	Time	Sector 1	Sector 2	Sector 3	T. Spd	Elapsed		
27	2	3:39.371	B	32.712	1:20.682	1:45.977	316.3	2:20:48.831	7	1	7:12.910	B	32.985	1:20.241	5:19.684	330.8	31:21.841
28	2	16:46.884	...	1:49.232	4:17.726	281.0	2:37:35.715	8	3	6:11.196	2:14.050	1:22.558	2:34.588	329.8	37:33.037		
29	2	5:05.180	1:08.987	2:16.190	1:40.003	175.6	2:42:40.895	9	3	4:53.785	1:25.613	1:49.371	1:38.801	284.7	42:26.822		
30	2	3:32.321	32.637	1:20.005	1:39.679	333.9	2:46:13.216	10	3	3:27.413	32.634	1:19.758	1:35.921	333.9	45:54.235		
31	2	3:27.142	32.661	1:19.574	1:34.907	333.9	2:49:40.358	11	3	9:35.942	B	1:10.932	4:21.019	4:03.991	80.0	55:30.177	
32	2	3:35.310	34.959	1:20.780	1:39.571	330.8	2:53:15.668	12	3	8:14.001	5:11.810	1:23.668	1:38.523	319.1	1:03:44.178		
33	2	8:29.557	B	32.497	3:25.639	4:31.421	81.0	3:01:45.225	13	3	3:27.819	32.900	1:20.078	1:34.841	330.8	1:07:11.997	

5 Porsche Penske Motorsport
 1. Matt CAMPBELL 3. Frédéric MAKOWIECKI
 2. Michael CHRISTENSEN 4. Dane CAMERON
 Porsche 963 HYPERCAR H

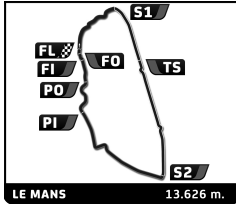
1	2	10:37.750	7:36.223	1:24.229	1:37.298	322.9	10:37.750	
2	2	3:27.773	32.791	1:19.796	1:35.186	331.8	14:05.523	
3	2	3:28.801	32.845	1:20.469	1:35.487	331.8	17:34.324	
4	2	3:35.519	B	34.306	1:19.631	1:41.582	333.9	21:09.843
5	1	7:50.735	4:50.708	1:21.870	1:38.157	330.8	29:00.578	
6	1	3:33.324	32.991	1:20.748	1:39.585	330.8	32:33.902	
7	1	3:33.927	33.443	1:20.374	1:40.110	331.8	36:07.829	
8	1	5:49.899	1:24.440	2:46.974	1:38.485	80.9	41:57.728	
9	1	3:31.869	33.901	1:20.894	1:37.074	332.9	45:29.597	
10	1	9:24.026	B	37.566	4:17.882	4:28.578	80.8	54:53.623
11	1	10:34.613	7:24.993	1:25.629	1:43.991	262.6	1:05:28.236	
12	1	3:35.797	32.892	1:20.374	1:42.531	332.9	1:09:04.033	
13	1	3:37.453	33.157	1:22.268	1:42.028	321.0	1:12:41.486	
14	1	3:31.652	32.636	1:20.797	1:38.219	334.9	1:16:13.138	
15	1	3:34.068	32.749	1:22.241	1:39.078	331.8	1:19:47.206	
16	1	3:27.819	32.608	1:19.818	1:35.393	333.9	1:23:15.025	
17	1	3:37.280	B	32.893	1:21.096	1:43.291	337.0	1:26:52.305
18	3	11:25.501	8:23.737	1:21.667	1:40.097	334.9	1:38:17.806	
19	3	3:34.028	35.109	1:22.078	1:36.841	330.8	1:41:51.834	
20	3	3:30.048	33.282	1:20.810	1:35.956	331.8	1:45:21.882	
21	3	3:30.854	33.832	1:20.010	1:37.012	332.9	1:48:52.736	
22	3	3:28.189	32.909	1:19.977	1:35.303	332.9	1:52:20.925	
23	3	3:30.317	32.944	1:21.554	1:35.819	336.0	1:55:51.242	
24	3	3:28.481	33.084	1:19.762	1:35.635	336.0	1:59:19.723	
25	3	3:33.270	B	32.679	1:19.335	1:41.256	336.0	2:02:52.993
26	3	4:56.952	1:54.990	1:23.935	1:38.027	316.3	2:07:49.945	
27	3	3:29.165	32.906	1:20.286	1:35.973	329.8	2:11:19.110	
28	3	3:30.991	32.711	1:20.221	1:38.059	333.9	2:14:50.101	
29	3	3:32.110	33.121	1:21.561	1:37.428	334.9	2:18:22.211	
30	3	3:29.373	32.732	1:20.279	1:36.362	333.9	2:21:51.584	
31	3	11:45.413	B	33.240	2:58.097	8:14.076	331.8	2:33:36.997
32	3	12:10.236	9:11.627	1:22.136	1:36.473	329.8	2:45:47.233	
33	3	3:31.368	33.733	1:21.414	1:36.221	333.9	2:49:18.601	
34	3	3:28.395	32.895	1:20.323	1:35.177	330.8	2:52:46.996	

6 Porsche Penske Motorsport
 1. Kevin ESTRE 3. Laurens VANTHOOR
 2. André LOTTERER 4. Dane CAMERON
 Porsche 963 HYPERCAR H

1	1	6:51.118	3:50.545	1:24.017	1:36.556	327.8	6:51.118
2	1	3:27.798	32.985	1:20.258	1:34.555	331.8	10:18.916
3	1	3:26.907	32.640	1:19.963	1:34.304	330.8	13:45.823
4	1	3:28.857	32.488	1:20.128	1:36.241	331.8	17:14.680
5	1	3:27.341	33.139	1:19.907	1:34.295	333.9	20:42.021
6	1	3:26.910	32.457	1:19.767	1:34.686	331.8	24:08.931

7 Toyota Gazoo Racing
 1. Jose Maria LOPEZ 3. Nyck DE VRIES
 2. Kamui KOBAYASHI 4. Sébastien BUEMI
 Toyota GR010 - Hybrid HYPERCAR H

1	3	4:11.012	1:01.463	1:26.440	1:43.109	285.4	4:11.012	
2	3	3:30.109	33.344	1:20.211	1:36.554	334.9	7:41.121	
3	3	3:31.056	34.181	1:20.179	1:36.696	336.0	11:12.177	
4	3	3:35.339	33.659	1:20.648	1:41.032	334.9	14:47.516	
5	3	3:29.552	33.049	1:20.639	1:35.864	340.2	18:17.068	
6	3	3:36.708	B	33.080	1:20.149	1:43.479	333.9	21:53.776
7	3	10:05.202	7:06.741	1:21.303	1:37.158	330.8	31:58.978	
8	3	3:29.677	33.182	1:20.881	1:35.614	333.9	35:28.655	
9	3	5:58.215	35.613	3:45.217	1:37.385	80.7	41:26.870	
10	3	3:31.452	33.006	1:21.157	1:37.289	336.0	44:58.322	
11	3	11:12.850	B	33.288	3:08.528	7:31.034	339.1	56:11.172
12	1	9:06.609	6:03.462	1:24.680	1:38.467	322.9	1:05:17.781	
13	1	3:29.178	32.892	1:19.901	1:36.385	339.1	1:08:46.959	
14	1	3:28.827	32.936	1:20.144	1:35.747	340.2	1:12:15.786	
15	1	3:32.356	33.269	1:20.756	1:38.331	338.1	1:15:48.142	
16	1	3:29.998	32.971	1:20.054	1:36.973	336.0	1:19:18.140	
17	1	3:32.881	33.895	1:20.010	1:38.976	331.8	1:22:51.021	
18	1	3:30.129	32.980	1:21.438	1:35.711	322.0	1:26:21.150	
19	1	3:36.379	B	32.989	1:20.270	1:43.120	334.9	1:29:57.529
20	1	11:08.294	8:10.966	1:21.245	1:36.083	334.9	1:41:05.823	



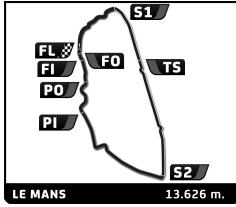
FIA WEC Official Test - 92^e Edition des 24 Heures du Mans Free Practice 2 Test Day



Sector Analysis

Table with columns: Lap, D, Time, Sector 1, Sector 2, Sector 3, T. Spd, Elapsed. Includes data for Toyota Gazoo Racing (8) and Vector Sport (10).





FIA WEC Official Test - 92nd Edition des 24 Heures du Mans Free Practice 2 Test Day



Sector Analysis

Lap under Red Flag Invalidated Lap Personal Best Session Best Crossing the pit lane

Table with columns: Lap, D, Time, Sector 1, Sector 2, Sector 3, T. Spd, Elapsed

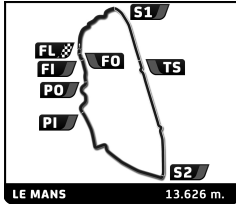
Table with columns: Lap, D, Time, Sector 1, Sector 2, Sector 3, T. Spd, Elapsed

Table for driver Isotta Fraschini, including driver names and lap data

Table for driver AO by TF, including driver names and lap data

Table for driver Hertz Team JOTA, including driver names and lap data

Table for driver BMW M Team WRT, including driver names and lap data



FIA WEC

Official Test - 92^o Edition des 24 Heures du Mans

Free Practice 2 Test Day



Sector Analysis

Lap under Red Flag Invalidated Lap Personal Best Session Best Crossing the pit lane

Lap	D	Time	Sector 1	Sector 2	Sector 3	T. Spd	Elapsed	Lap	D	Time	Sector 1	Sector 2	Sector 3	T. Spd	Elapsed
2	2	10:50.000	7:44.173	1:26.071	1:39.756	225.4	2:12:03.102	4	2	6:54.413	3:42.833	1:32.542	1:39.038	238.3	18:25.721
3	2	3:33.655	33.798	1:21.038	1:38.819	343.4	2:15:36.757	5	2	3:34.957	33.125	1:21.705	1:40.127	339.1	22:00.678
4	2	3:32.579	33.319	1:21.123	1:38.137	336.0	2:19:09.336	6	2	3:28.835	33.146	1:20.361	1:35.328	336.0	25:29.513
5	2	3:33.631	34.073	1:21.369	1:38.189	336.0	2:22:42.967	7	2	3:35.345	33.798	1:21.264	1:40.283	336.0	29:04.858
6	2	4:48.736	33.632	1:22.144	2:52.960	323.9	2:27:31.703	8	2	3:32.783	33.710	1:21.072	1:38.001	318.2	32:37.641
7	2	5:59.070	33.427	1:21.549	4:04.094	336.0	2:33:30.773	9	2	3:34.311	33.477	1:20.398	1:40.436	320.1	36:11.952
8	1	9:15.150	5:24.749	2:10.982	1:39.419	176.5	2:42:45.923	10	2	5:46.684	1:23.272	2:45.164	1:38.248	81.8	41:58.636
9	1	3:30.498	33.628	1:20.403	1:36.467	336.0	2:46:16.421	11	2	3:31.672	34.200	1:20.691	1:36.781	325.8	45:30.308
10	1	3:30.286	33.528	1:20.693	1:36.065	338.1	2:49:46.707	12	2	9:24.872 B	38.129	4:17.577	4:29.166	80.9	54:55.180
11	1	3:29.580	33.339	1:20.571	1:35.670	334.9	2:53:16.287	13	2	8:42.827	5:41.447	1:23.853	1:37.527	301.3	1:03:38.007
12	1	8:43.555 B	32.955	2:39.985	4:30.615	80.7	3:01:59.842	14	2	3:28.072	33.121	1:19.789	1:35.162	333.9	1:07:06.079

19 **Lamborghini Iron Lynx** Lamborghini SC63
 1.Andrea CALDARELLI 3.Jordan PEPPER
 2.Matteo CAIROLI 4.Edoardo MORTARA
HYPERCAR H

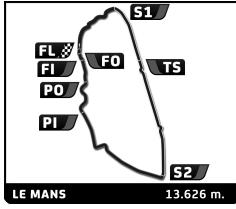
1	2	4:17.761	58.417	1:28.628	1:50.716	249.3	4:17.761
2	2	3:33.540	34.264	1:21.231	1:38.045	338.1	7:51.301
3	2	3:34.558	33.818	1:21.595	1:39.145	339.1	11:25.859
4	2	3:32.667	33.401	1:20.562	1:38.704	341.3	14:58.526
5	2	3:30.842	33.391	1:21.005	1:36.446	337.0	18:29.368
6	2	3:37.997	33.585	1:21.093	1:43.319	337.0	22:07.365
7	2	5:49.140	2:49.751	1:21.665	1:37.724	334.9	27:56.505
8	2	3:33.852	33.528	1:21.715	1:38.609	334.9	31:30.357
9	2	3:29.750	33.150	1:20.587	1:36.013	333.9	35:00.107
10	2	5:55.152	33.172	3:08.241	2:13.739	339.1	40:55.259
11	2	3:37.300	33.622	1:20.980	1:42.698	336.0	44:32.559
12	2	19:05.524	2:17.975	4:20.195	...	80.1	1:03:38.083
13	2	12:24.140	9:20.655	1:25.069	1:38.416	296.4	1:16:02.223
14	2	3:30.770	33.107	1:21.422	1:36.241	337.0	1:19:32.993
15	2	3:31.279	33.191	1:20.317	1:37.771	334.9	1:23:04.272
16	2	3:34.273	33.212	1:22.033	1:39.028	331.8	1:26:38.545
17	2	3:31.020	33.331	1:20.943	1:36.746	339.1	1:30:09.565
18	2	3:38.340	33.351	1:21.915	1:43.074	322.0	1:33:47.905
19	1	17:25.158	...	1:24.565	1:39.630	310.9	1:51:13.063
20	1	3:31.756	33.461	1:21.030	1:37.265	338.1	1:54:44.819
21	1	3:41.633	33.104	1:20.376	1:48.153	337.0	1:58:26.452
22	1	5:10.451	2:03.619	1:24.555	1:42.277	301.3	2:03:36.903
23	1	3:30.259	33.484	1:20.941	1:35.834	334.9	2:07:07.162
24	1	3:31.055	32.993	1:20.797	1:37.265	332.9	2:10:38.217
25	1	3:35.473	33.140	1:21.062	1:41.271	334.9	2:14:13.690
26	1	3:31.191	33.176	1:21.072	1:36.943	333.9	2:17:44.881
27	1	3:29.838	33.166	1:20.641	1:36.031	336.0	2:21:14.719
28	1	3:47.169	33.114	1:21.221	1:52.834	332.9	2:25:01.888
29	1	6:34.532 B	2:02.406	1:21.832	3:10.294	330.8	2:31:36.420
30	1	12:29.484	9:28.804	1:22.903	1:37.777	334.9	2:44:05.904
31	1	3:29.242	32.946	1:20.219	1:36.077	337.0	2:47:35.146
32	1	3:33.142	33.084	1:20.269	1:39.789	337.0	2:51:08.288
33	1	4:50.894 B	38.986	1:20.764	2:51.144	338.1	2:55:59.182

20 **BMW M Team WRT** BMW M HYBRID V8
 1.Sheldon VAN DER LINDE 3.René RAST
 2.Robin FRIJNS 4.Nick YELLOLY
HYPERCAR H

1	4	4:11.674	55.307	1:31.225	1:45.142	268.4	4:11.674
2	4	3:35.521	34.742	1:22.128	1:38.651	336.0	7:47.195
3	4	3:44.113	34.106	1:24.065	1:45.942	284.7	11:31.308

22 **United Autosports** Oreca 07 - Gibson
 1.Oliver JARVIS LMP2
 2.Bijoy GARG

1	1	4:28.071	1:11.774	1:30.210	1:46.087	284.7	4:28.071
2	1	3:43.588	36.086	1:25.052	1:42.450	322.9	8:11.659
3	1	3:39.981	34.229	1:23.097	1:42.655	321.0	11:51.640
4	1	3:34.704	33.907	1:22.928	1:37.869	322.9	15:26.344
5	1	4:36.245	34.089	1:25.521	2:36.635	284.7	20:02.589
6	2	6:58.465	3:49.892	1:26.955	1:41.618	315.4	27:01.054
7	2	3:43.318	34.862	1:25.246	1:43.210	321.0	30:44.372
8	2	3:41.779	35.017	1:25.292	1:41.470	324.9	34:26.151
9	2	5:55.696	34.753	2:10.929	3:10.014	320.1	40:21.847
10	2	3:40.147	34.789	1:25.156	1:40.202	321.0	44:01.994
11	2	6:27.595 B	35.172	1:25.572	4:26.851	322.0	50:29.589
12	2	13:58.838	...	1:28.054	1:43.361	278.1	1:04:28.427
13	2	3:42.189	34.760	1:24.602	1:42.827	319.1	1:08:10.616

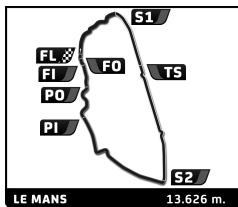


FIA WEC Official Test - 92nd Edition des 24 Heures du Mans Free Practice 2 Test Day



Sector Analysis

Table with columns: Lap, D, Time, Sector 1, Sector 2, Sector 3, T. Spd, Elapsed. Includes data for multiple drivers and teams, with highlights for lap 27 and lap 28.



FIA WEC Official Test - 92nd Edition des 24 Heures du Mans Free Practice 2 Test Day



Sector Analysis

Lap under Red Flag Invalidated Lap Personal Best Session Best Crossing the pit lane

Table with columns: Lap, D, Time, Sector 1, Sector 2, Sector 3, T. Spd, Elapsed. Contains data for multiple drivers across various laps.

37 COOL Racing 1. Lorenzo FLUXA 2. Malthe JAKOBSEN 3. Ritomo MIYATA Oreca 07 - Gibson LMP2

Table with columns: Lap, D, Time, Sector 1, Sector 2, Sector 3, T. Spd, Elapsed. Contains data for driver 37 across various laps.

38 Hertz Team JOTA 1. Oliver RASMUSSEN 2. Philip HANSON 3. Jensen BUTTON Porsche 963 HYPERCAR H

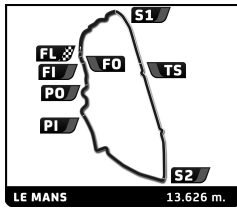
Table with columns: Lap, D, Time, Sector 1, Sector 2, Sector 3, T. Spd, Elapsed. Contains data for driver 38 across various laps.

Table with columns: Lap, D, Time, Sector 1, Sector 2, Sector 3, T. Spd, Elapsed. Contains data for multiple drivers across various laps.

44 Proton Competition 1. John HARTSHORNE 2. Ben TUCK 3. Christopher MIES Ford Mustang LMGT3 LMGT3

Table with columns: Lap, D, Time, Sector 1, Sector 2, Sector 3, T. Spd, Elapsed. Contains data for driver 44 across various laps.





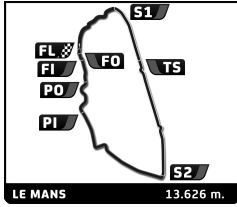
FIA WEC Official Test - 92^o Edition des 24 Heures du Mans Free Practice 2 Test Day



Sector Analysis

Lap under Red Flag Invalidated Lap Personal Best Session Best Crossing the pit lane

Table with 14 columns: Lap, D, Time, Sector 1, Sector 2, Sector 3, T. Spd, Elapsed. Contains data for three drivers: 45 (Crowdstrike Racing by APR), 46 (Team WRT), and 47 (COOL Racing).



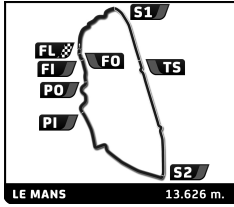
FIA WEC Official Test - 92^o Edition des 24 Heures du Mans Free Practice 2 Test Day



Sector Analysis

Table with columns: Lap, D, Time, Sector 1, Sector 2, Sector 3, T. Spd, Elapsed. Includes data for drivers like Ferrari AF Corse and Vista AF Corse.



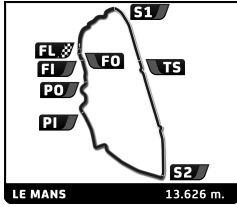


FIA WEC Official Test - 92^o Edition des 24 Heures du Mans Free Practice 2 Test Day



Sector Analysis

Table with columns: Lap, D, Time, Sector 1, Sector 2, Sector 3, T. Spd, Elapsed. Includes driver names and team names like United Autosports, Vista AF Corse, Iron Lynx.



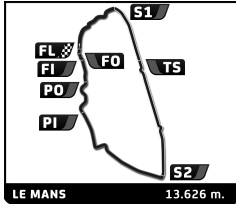
FIA WEC Official Test - 92nd Edition des 24 Heures du Mans Free Practice 2 Test Day



Sector Analysis

Lap under Red Flag Invalidated Lap Personal Best Session Best Crossing the pit lane

Table with columns: Lap, D, Time, Sector 1, Sector 2, Sector 3, T. Spd, Elapsed. Contains driver data for various teams including Oreca 07, Lamborghini Iron Lynx, and others.



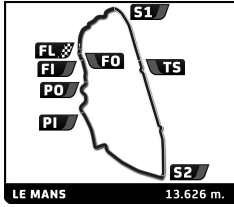
FIA WEC Official Test - 92^o Edition des 24 Heures du Mans Free Practice 2 Test Day



Sector Analysis

Lap under Red Flag Invalidated Lap Personal Best Session Best B Crossing the pit lane

Table with columns: Lap, D, Time, Sector 1, Sector 2, Sector 3, T. Spd, Elapsed. Includes data for drivers like JM Motorsport, Inception Racing, and Akkodis ASP Team.



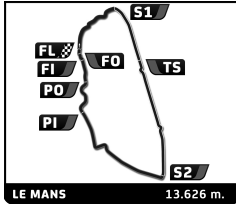
FIA WEC Official Test - 92^o Edition des 24 Heures du Mans Free Practice 2 Test Day



Sector Analysis

Table with columns: Lap, D, Time, Sector 1, Sector 2, Sector 3, T. Spd, Elapsed. Includes driver information boxes for 85 (Iron Dames), 86 (GR Racing), and 87 (Akkodis ASP Team).





FIA WEC Official Test - 92^o Edition des 24 Heures du Mans Free Practice 2 Test Day



Sector Analysis

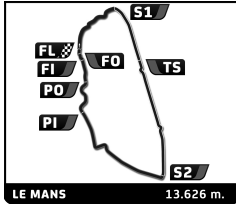
Lap under Red Flag Invalidated Lap Personal Best Session Best B Crossing the pit lane

Table with columns: Lap, D, Time, Sector 1, Sector 2, Sector 3, T. Spd, Elapsed. Contains two columns of lap data for various drivers.

Driver summary for Proton Competition (88) and Manthey EMA (91). Includes driver names, team names, and best lap times.

Driver summary for Ford Mustang LMGT3 (92) and Porsche 911 GT3 R LMGT3. Includes driver names, team names, and best lap times.





FIA WEC Official Test - 92^o Edition des 24 Heures du Mans Free Practice 2 Test Day



Sector Analysis

Lap under Red Flag Invalidated Lap Personal Best Session Best Crossing the pit lane

Lap	D	Time	Sector 1	Sector 2	Sector 3	T. Spd	Elapsed	Lap	D	Time	Sector 1	Sector 2	Sector 3	T. Spd	Elapsed
19	2	4:02.840	37.748	1:34.086	1:51.006	286.9	2:12:27.824	5	2	3:45.429 B	33.378	1:20.586	1:51.465	338.1	18:20.689
20	2	4:10.520 B	38.526	1:34.315	1:57.679	283.9	2:16:38.344	6	3	6:48.660	3:38.661	1:28.637	1:41.362	283.9	25:09.349
21	2	11:15.354	6:44.647	1:33.222	2:57.485	290.0	2:27:53.698	7	3	3:34.613	34.063	1:22.467	1:38.083	333.9	28:43.962
22	2	5:48.332 B	37.906	1:33.512	3:36.914	281.0	2:33:42.030	8	3	3:32.252	33.596	1:21.049	1:37.607	333.9	32:16.214
23	1	9:23.263	5:23.326	2:05.981	1:53.956	161.5	2:43:05.293	9	3	3:32.875	33.361	1:20.940	1:38.574	336.0	35:49.089
24	1	4:04.104	38.733	1:32.851	1:52.520	291.6	2:47:09.397	10	3	5:57.787	1:02.155	3:17.299	1:38.333	80.7	41:46.876
25	1	4:10.108 B	39.032	1:33.113	1:57.963	289.3	2:51:19.505	11	3	3:30.818	33.289	1:20.632	1:36.897	334.9	45:17.694
26	1	6:44.988 B	58.838	1:32.653	4:13.497	286.9	2:58:04.493	12	3	8:59.553 B	33.403	3:57.030	4:29.120	80.7	54:17.247

93 Peugeot TotalEnergies
 1. Jean-Eric VERGNE 3. Nico MÜLLER
 2. Mikkel JENSEN 4. Malthe JAKOBSEN
 Peugeot 9X8 HYPERCAR H

1	3	4:04.109	56.199	1:27.967	1:39.943	285.4	4:04.109
2	3	3:32.154	33.591	1:20.990	1:37.573	329.8	7:36.263
3	3	3:33.881	33.650	1:20.713	1:39.518	337.0	11:10.144
4	3	3:30.166	33.512	1:20.440	1:36.214	332.9	14:40.310
5	3	3:31.754	33.789	1:21.246	1:36.719	339.1	18:12.064
6	3	3:37.608 B	34.055	1:20.681	1:42.872	333.9	21:49.672
7	3	4:47.256	1:45.436	1:23.212	1:38.608	332.9	26:36.928
8	3	3:31.694	32.988	1:21.022	1:37.684	337.0	30:08.622
9	3	3:30.107	33.136	1:20.624	1:36.347	340.2	33:38.729
10	3	5:35.815	33.796	1:20.676	3:41.343	336.0	39:14.544
11	3	3:51.783 B	48.089	1:20.961	1:42.733	337.0	43:06.327
12	3	7:19.851 B	1:29.770	1:22.696	4:27.385	322.9	50:26.178
13	3	14:29.918 B	...	1:22.471	1:43.841	334.9	1:04:56.096
14	3	4:13.610	1:12.053	1:21.138	1:40.419	332.9	1:09:09.706
15	3	3:36.821	34.266	1:20.931	1:41.624	340.2	1:12:46.527
16	3	3:29.888	33.265	1:20.393	1:36.230	337.0	1:16:16.415
17	3	3:36.264	34.025	1:21.065	1:41.174	337.0	1:19:52.679
18	3	3:30.497	33.454	1:20.538	1:36.505	339.1	1:23:23.176
19	3	3:32.740	33.511	1:21.409	1:37.820	338.1	1:26:55.916
20	3	3:37.449 B	34.414	1:20.904	1:42.134	343.4	1:30:33.365
21	1	12:50.211	9:46.153	1:24.757	1:39.301	273.9	1:43:23.576
22	1	3:31.048	33.383	1:20.791	1:36.874	336.0	1:46:54.624
23	1	3:33.049	33.390	1:20.552	1:39.307	341.3	1:50:27.673
24	1	3:37.925	34.050	1:21.510	1:42.365	343.4	1:54:05.598
25	1	3:41.117 B	33.338	1:21.562	1:46.217	337.0	1:57:46.715
26	1	9:28.524	6:27.677	1:22.953	1:37.894	325.8	2:07:15.239
27	1	3:32.504	33.129	1:20.414	1:38.961	330.8	2:10:47.743
28	1	3:30.636	33.382	1:20.464	1:36.790	339.1	2:14:18.379
29	1	3:31.034	33.611	1:20.905	1:36.518	314.5	2:17:49.413
30	1	3:37.150 B	33.751	1:21.095	1:42.304	333.9	2:21:26.563
31	1	21:00.786	...	3:24.153	3:24.642	175.9	2:42:27.349
32	1	3:35.020	35.384	1:22.731	1:36.905	292.4	2:46:02.369
33	1	3:32.659	33.331	1:21.397	1:37.931	334.9	2:49:35.028
34	1	3:31.300	33.817	1:21.243	1:36.240	331.8	2:53:06.328
35	1	8:22.308 B	33.078	3:12.339	4:36.891	263.2	3:01:28.636

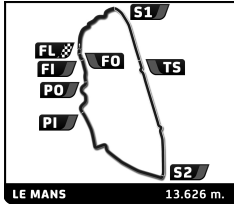
94 Peugeot TotalEnergies
 1. Stoffel VANDORNE 3. Loic DUVAL
 2. Paul DI RESTA 4. Malthe JAKOBSEN
 Peugeot 9X8 HYPERCAR H

1	2	4:00.894	53.691	1:25.774	1:41.429	289.3	4:00.894
2	2	3:29.326	33.158	1:20.242	1:35.926	337.0	7:30.220
3	2	3:34.764	33.244	1:22.754	1:38.766	290.0	11:04.984
4	2	3:30.276	33.811	1:20.322	1:36.143	337.0	14:35.260

95 United Autosports
 1. Hiroshi HAMAGUCHI 3. Marino SATO
 2. Nicolas PINO
 McLaren 720S LMGT3 Evo LMGT3

1	2	5:43.483	2:14.608	1:36.638	1:52.237	265.1	5:43.483
2	2	4:02.132	39.060	1:33.050	1:50.022	281.7	9:45.615
3	2	4:01.625	37.905	1:33.367	1:50.353	283.2	13:47.240
4	2	4:01.833	37.844	1:33.105	1:50.884	283.9	17:49.073
5	2	4:02.217	37.927	1:33.078	1:51.212	280.3	21:51.290
6	2	4:02.179	38.043	1:33.373	1:50.763	271.8	25:53.469
7	2	4:03.608	38.369	1:33.828	1:51.411	267.8	29:57.077
8	2	4:00.278	37.810	1:32.734	1:49.734	281.0	33:57.355
9	2	6:13.211	37.923	1:50.303	3:44.985	286.9	40:10.566
10	2	4:07.051 B	37.846	1:32.785	1:56.420	281.7	44:17.617
11	1	11:11.520 B	2:45.146	4:22.333	4:04.041	79.6	55:29.137
12	1	10:42.559	7:09.430	1:36.755	1:56.374	279.5	1:06:11.696
13	1	4:05.755	38.627	1:33.740	1:53.388	283.2	1:10:17.451
14	1	4:10.032	38.299	1:33.446	1:58.287	283.2	1:14:27.483
15	1	4:06.898	41.816	1:33.330	1:51.752	285.4	1:18:34.381
16	1	4:02.560	37.842	1:33.348	1:51.370	281.7	1:22:36.941
17	1	4:03.123	37.949	1:33.434	1:51.740	283.2	1:26:40.064
18	1	4:01.921	37.876	1:32.833	1:51.212	286.9	1:30:41.985





FIA WEC Official Test - 92nd Edition des 24 Heures du Mans Free Practice 2 Test Day

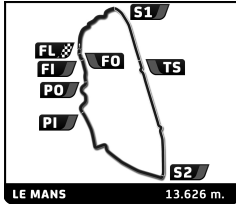


Sector Analysis

Table with columns: Lap, D, Time, Sector 1, Sector 2, Sector 3, T. Spd, Elapsed. Includes legend for flags: Lap under Red Flag, Invalidated Lap, Personal Best, Session Best, Crossing the pit lane.

Driver summary for Proton Competition (99) and Spirit of Race (155). Includes driver names and car models.

Driver summary for AF Corse (183) and Whelen Cadillac Racing (311). Includes driver names and car models.



FIA WEC Official Test - 92^e Edition des 24 Heures du Mans Free Practice 2 Test Day



Sector Analysis

Lap	D	Time	Sector 1	Sector 2	Sector 3	T. Spd	Elapsed	Lap	D	Time	Sector 1	Sector 2	Sector 3	T. Spd	Elapsed
1	1	4:25.891	1:08.644	1:30.872	1:46.375	255.1	4:25.891	14	2	4:04.703	39.179	1:33.998	1:51.526	284.7	1:18:40.069
2	1	3:31.033	33.415	1:20.734	1:36.884	332.9	7:56.924	15	2	4:02.608	37.978	1:32.894	1:51.736	283.2	1:22:42.677
3	1	3:30.420	33.107	1:20.370	1:36.943	337.0	11:27.344	16	2	4:02.997	37.916	1:33.706	1:51.375	281.0	1:26:45.674
4	1	3:33.672	34.289	1:21.494	1:37.889	326.8	15:01.016	17	2	4:01.272	37.918	1:32.617	1:50.737	285.4	1:30:46.946
5	1	3:33.501	33.714	1:21.631	1:38.156	325.8	18:34.517	18	2	4:06.314	38.273	1:36.435	1:51.606	282.5	1:34:53.260
6	1	3:35.303	33.677	1:21.739	1:39.887	321.0	22:09.820	19	2	4:02.774	37.901	1:33.161	1:51.712	280.3	1:38:56.034
7	1	3:37.827 B	33.415	1:20.893	1:43.519	330.8	25:47.647	20	2	4:08.475 B	38.133	1:32.985	1:57.357	282.5	1:43:04.509
8	1	8:27.308	5:20.510	1:25.448	1:41.350	320.1	34:14.955	21	1	6:23.983	2:48.482	1:40.880	1:54.621	277.4	1:49:28.492
9	1	5:53.970	33.420	1:45.809	3:34.741	331.8	40:08.925	22	1	4:06.373	38.948	1:34.524	1:52.901	283.2	1:53:34.865
10	1	3:30.299	33.063	1:20.800	1:36.436	331.8	43:39.224	23	1	4:06.337	38.329	1:34.708	1:53.300	281.7	1:57:41.202
11	1	5:30.977 B	33.583	1:21.676	3:35.718	320.1	49:10.201	24	1	4:08.208	38.833	1:35.226	1:54.149	282.5	2:01:49.410
12	3	16:47.953	...	1:23.511	1:41.053	320.1	1:05:58.154	25	1	4:09.302	38.855	1:35.373	1:55.074	283.2	2:05:58.712
13	3	3:33.666	34.500	1:21.527	1:37.639	313.6	1:09:31.820	26	1	4:09.424	39.764	1:35.836	1:53.824	278.8	2:10:08.136
14	3	3:37.589	35.818	1:22.241	1:39.530	312.7	1:13:09.409	27	1	4:10.049	41.143	1:34.640	1:54.266	281.7	2:14:18.185
15	3	3:35.415	34.207	1:23.592	1:37.616	308.2	1:16:44.824	28	1	4:06.631	39.247	1:34.779	1:52.605	281.0	2:18:24.816
16	3	3:33.533	33.709	1:22.274	1:37.550	313.6	1:20:18.357	29	1	4:06.009	38.319	1:34.530	1:53.160	282.5	2:22:30.825
17	3	3:34.021	34.327	1:21.694	1:38.000	315.4	1:23:52.378	30	1	5:26.917 B	38.800	1:36.752	3:11.365	280.3	2:27:57.742
18	3	3:41.519 B	33.982	1:22.111	1:45.426	322.9	1:27:33.897	31	3	9:34.740	2:35.087	2:38.908	4:20.745	217.7	2:37:32.482
19	3	7:01.566	3:51.096	1:27.836	1:42.634	278.8	1:34:35.463	32	3	5:23.347	1:09.621	2:20.520	1:53.206	132.1	2:42:55.829
20	3	3:36.180	33.581	1:21.204	1:41.395	311.8	1:38:11.643	33	3	4:01.810	38.637	1:32.892	1:50.281	283.9	2:46:57.639
21	3	3:33.380	33.636	1:22.341	1:37.403	310.9	1:41:45.023	34	3	4:01.125	37.757	1:32.556	1:50.812	282.5	2:50:58.764
22	3	3:32.171	33.543	1:21.026	1:37.602	313.6	1:45:17.194	35	3	5:20.500 B	37.721	1:32.531	3:10.248	281.7	2:56:19.264
23	3	3:37.888	34.586	1:22.672	1:40.630	320.1	1:48:55.082								
24	3	3:30.866	33.554	1:20.755	1:36.557	320.1	1:52:25.948								
25	3	3:32.667	33.371	1:21.526	1:37.770	316.3	1:55:58.615								
26	3	3:29.599	33.143	1:20.693	1:35.763	330.8	1:59:28.214								
27	3	3:29.624	33.746	1:20.292	1:35.586	315.4	2:02:57.838								
28	3	3:29.665	33.160	1:20.092	1:36.413	334.9	2:06:27.503								
29	3	3:32.030	33.338	1:21.092	1:37.600	331.8	2:09:59.533								
30	3	3:38.610 B	33.221	1:20.308	1:45.081	315.4	2:13:38.143								
31	1	8:22.278	5:13.507	1:22.677	1:46.094	306.5	2:22:00.421								
32	1	4:49.523	33.658	1:23.890	2:51.975	329.8	2:26:49.944								
33	1	5:14.483 B	33.184	1:21.363	3:19.936	328.8	2:32:04.427								
34	1	12:08.423	9:00.010	1:26.438	1:41.975	319.1	2:44:12.850								
35	1	3:29.360	32.773	1:20.197	1:36.390	332.9	2:47:42.210								
36	1	3:32.867	33.262	1:21.547	1:38.058	319.1	2:51:15.077								
37	1	4:53.736 B	33.932	1:20.921	2:58.883	325.8	2:56:08.813								

777		D'Station Racing		Aston Martin Vantage AMR LMGT3			
1.Satoshi HOSHINO		3.Marco SØRENSEN		LMGT3			
2.Erwan BASTARD							
1	1	4:59.257	1:23.787	1:39.053	1:56.417	220.8	4:59.257
2	1	4:05.215	38.620	1:34.334	1:52.261	281.0	9:04.472
3	1	4:57.752	38.737	2:24.492	1:54.523	282.5	14:02.224
4	1	4:07.478	38.868	1:34.879	1:53.731	282.5	18:09.702
5	1	4:19.418 B	38.851	1:35.031	2:05.536	286.2	22:29.120
6	3	6:40.819	3:13.844	1:33.843	1:53.132	280.3	29:09.939
7	3	4:02.605	37.917	1:33.266	1:51.422	281.7	33:12.544
8	3	5:37.299	37.759	1:32.743	3:26.797	281.7	38:49.843
9	3	4:26.178	1:02.934	1:33.226	1:50.018	280.3	43:16.021
10	3	5:42.567 B	37.722	1:32.521	3:32.324	281.0	48:58.588
11	2	17:21.751	...	1:36.371	1:53.145	276.0	1:06:20.339
12	2	4:12.164	38.252	1:33.823	2:00.089	282.5	1:10:32.503
13	2	4:02.863	38.156	1:32.809	1:51.898	286.9	1:14:35.366