

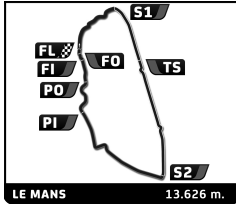
FIA WEC 92^e Edition des 24 Heures du Mans Free Practice 1



Sector Analysis

Lap under Red Flag Invalidated Lap Personal Best Session Best B Crossing the pit lane

Lap	D	Time	Sector 1	Sector 2	Sector 3	T. Spd	Elapsed	Lap	D	Time	Sector 1	Sector 2	Sector 3	T. Spd	Elapsed		
2	Cadillac Racing 1. Earl BAMBER 2. Alex LYNN							Cadillac V-Series.R HYPERCAR H									
	1	2	4:42.913	B	1:15.632	1:35.735	1:51.546	234.7	4:42.913	17	3	13:18.861	...	1:23.199	1:39.147	326.8	1:28:29.446
2	2	8:55.452		5:52.232	1:25.217	1:38.003	321.0	13:38.365	18	3	2:31.403	33.334	1:21.108	1:36.961	329.8	1:32:00.849	
3	2	3:31.302		33.084	1:21.013	1:37.205	326.8	17:09.667	19	3	8:42.058	B	33.227	3:35.890	4:32.941	79.9	1:40:42.907
4	2	3:28.000		32.874	1:20.404	1:34.722	323.9	20:37.667	20	3	9:05.928	5:59.334	1:24.653	1:41.941	324.9	1:49:48.835	
5	2	3:26.928		32.468	1:20.130	1:34.330	327.8	24:04.595	21	3	3:31.137	33.335	1:20.700	1:37.102	330.8	1:53:19.972	
6	2	3:38.229	B	33.680	1:20.722	1:43.827	329.8	27:42.824	22	3	3:37.303	B	33.973	1:21.448	1:41.882	328.8	1:56:57.275
7	2	10:16.961		7:13.216	1:23.846	1:39.899	324.9	37:59.785	23	2	6:43.839	2:25.468	2:39.806	1:38.565	80.5	2:03:41.114	
8	2	3:28.959		32.994	1:20.849	1:35.116	328.8	41:28.744	24	2	3:33.013	33.386	1:22.182	1:37.445	320.1	2:07:14.127	
9	2	3:34.404		34.532	1:21.034	1:38.838	329.8	45:03.148	25	2	3:32.113	33.418	1:22.178	1:36.517	330.8	2:10:46.240	
10	2	3:30.164		33.719	1:21.265	1:35.180	325.8	48:33.312	26	2	3:32.370	33.198	1:20.855	1:38.217	328.8	2:14:18.610	
11	2	4:47.713	B	34.143	1:22.297	2:51.273	319.1	53:21.025	27	2	3:31.738	33.167	1:21.034	1:37.537	328.8	2:17:50.348	
12	3	11:58.905	B	8:43.842	1:24.422	1:50.641	323.9	1:05:19.930	28	2	3:29.866	33.535	1:20.566	1:35.765	327.8	2:21:20.214	
13	3	7:12.192		4:04.337	1:24.496	1:43.349	323.9	1:12:32.112	29	2	3:57.209	57.980	1:23.072	1:36.157	327.8	2:25:17.423	
14	3	4:13.838		34.609	1:22.801	2:16.428	321.0	1:16:45.950	30	2	3:31.784	33.930	1:21.097	1:36.757	327.8	2:28:49.207	
15	3	3:58.078		33.742	1:21.900	2:02.436	322.9	1:20:44.028	31	2	3:32.628	34.166	1:20.856	1:37.606	327.8	2:32:21.835	
16	3	3:35.152		33.786	1:21.628	1:39.738	327.8	1:24:19.180	32	2	3:35.457	B	33.029	1:20.763	1:41.665	329.8	2:35:57.292
17	3	3:35.768		33.738	1:21.288	1:40.742	323.9	1:27:54.948	33	1	15:41.537	...	1:32.901	1:40.270	273.9	2:51:38.829	
18	3	3:36.400		34.206	1:21.679	1:40.515	323.9	1:31:31.348	34	1	5:02.806	39.393	2:39.480	1:43.933	80.0	2:56:41.635	
19	3	7:54.343	B	36.025	2:49.312	4:29.006	327.8	1:39:25.691	35	1	3:29.004	32.629	1:20.059	1:36.316	328.8	3:00:10.639	
20	3	16:19.094		...	1:27.328	1:42.331	273.9	1:55:44.785									
21	3	4:55.298		37.027	2:39.196	1:39.075	80.5	2:00:40.083									
22	3	4:53.273		36.108	2:38.496	1:38.669	80.6	2:05:33.356									
23	3	3:31.700		33.324	1:21.346	1:37.030	325.8	2:09:05.056									
24	3	3:30.661		33.188	1:20.929	1:36.544	325.8	2:12:35.717									
25	3	3:30.163		33.137	1:20.611	1:36.415	328.8	2:16:05.880									
26	3	3:31.664		33.475	1:20.768	1:37.421	327.8	2:19:37.544									
27	3	4:07.163	B	59.231	1:23.942	1:43.990	325.8	2:23:44.707									
28	2	13:02.584		9:52.322	1:29.181	1:41.081	246.4	2:36:47.291									
29	2	7:53.753	B	32.539	4:37.899	2:43.315	80.1	2:44:41.044									
30	2	9:21.039	B	4:51.754	2:41.282	1:48.003	80.4	2:54:02.083									
31	2	9:27.353	B	6:16.672	1:23.835	1:46.846	322.0	3:03:29.436									
3	Cadillac Racing 1. Sébastien BOURDAIS 2. Renger VAN DER ZANDE							Cadillac V-Series.R HYPERCAR H									
	1	1	5:13.287	B	1:43.812	1:36.596	1:52.879	230.2	5:13.287								
2	1	9:45.983		6:43.661	1:24.044	1:38.278	322.0	14:59.270									
3	1	3:29.370		32.887	1:20.987	1:35.496	329.8	18:28.640									
4	1	3:37.322		35.781	1:24.034	1:37.507	279.5	22:05.962									
5	1	3:27.672		32.596	1:19.990	1:35.086	331.8	25:33.634									
6	1	3:37.065	B	32.836	1:20.117	1:44.112	330.8	29:10.699									
7	1	11:50.868		8:48.964	1:22.361	1:39.543	316.3	41:01.567									
8	1	3:36.164		33.504	1:21.635	1:41.025	329.8	44:37.731									
9	1	3:28.185		33.148	1:20.485	1:34.552	328.8	48:05.916									
10	1	3:33.255	B	32.734	1:20.105	1:40.416	327.8	51:39.171									
11	3	5:36.205		2:31.767	1:24.110	1:40.328	326.8	57:15.376									
12	3	3:33.709		33.915	1:22.155	1:37.639	327.8	1:00:49.085									
13	3	3:32.506		33.721	1:21.678	1:37.107	330.8	1:04:21.591									
14	3	3:33.217		33.336	1:21.591	1:38.290	331.8	1:07:54.808									
15	3	3:33.153		34.187	1:21.453	1:37.513	330.8	1:11:27.961									
16	3	3:42.624	B	34.225	1:20.940	1:47.459	330.8	1:15:10.585									
4	Porsche Penske Motorsport 1. Mathieu JAMINET 2. Felipe NASR							Porsche 963 HYPERCAR H									
	1	1	5:06.580	B	1:38.247	1:31.143	1:57.190	247.6	5:06.580								
2	1	9:17.707		6:13.982	1:25.132	1:38.593	296.4	14:24.287									
3	1	3:32.070		32.878	1:20.966	1:38.226	329.8	17:56.357									
4	1	3:29.847		32.860	1:20.444	1:36.543	327.8	21:26.204									
5	1	3:29.727		33.135	1:20.370	1:36.222	331.8	24:55.931									
6	1	3:37.407		33.070	1:20.622	1:43.715	331.8	28:33.338									
7	1	3:30.241		33.335	1:21.438	1:35.468	329.8	32:03.579									
8	1	3:44.052	B	32.983	1:20.514	1:50.555	331.8	35:47.631									
9	1	18:41.226		...	1:24.628	1:43.067	311.8	54:28.857									
10	1	3:36.146		33.897	1:21.871	1:40.378	328.8	58:05.003									
11	1	3:33.440		33.344	1:22.292	1:37.804	326.8	1:01:38.443									
12	1	3:30.479		33.334	1:20.830	1:36.315	331.8	1:05:08.922									
13	1	3:29.312		33.017	1:20.746	1:35.549	330.8	1:08:38.234									
14	1	3:29.612		33.274	1:20.713	1:35.625	329.8	1:12:07.846									
15	1	4:06.022		33.287	1:20.970	2:11.765	329.8	1:16:13.868									
16	1	4:05.643		33.327	1:20.434	2:11.882	331.8	1:20:19.511									
17	1	4:23.120	B	33.260	1:20.456	2:29.404	330.8	1:24:42.631									
18	3	24:54.315		...	1:23.744	1:40.744	323.9	1:49:36.946									
19	3	3:29.998		33.358	1:20.411	1:36.229	333.9	1:53:06.944									
20	3	3:38.000		33.150	1:20.764	1:44.086	312.7	1:56:44.944									
21	3	4:56.375	B	35.851	2:37.126	1:43.398	80.5	2:01:41.319									
22	3	7:14.247		4:12.285	1:23.190	1:38.772	322.0	2:08:55.566									
23	3	3:28.959		32.970	1:20.624	1:35.365	328.8	2:12:24.525									
24	3	3:30.206		33.400	1:20.078	1:36.728	330.8	2:15:54.731									
25	3	6:04.984	B	33.704	1:21.294	4:09.986	329.8	2:21:59.715									
26	3	14:34.312		...	1:24.707	1:38.566	321.0	2:36:34.027									
27	3	5:56.058	B	33.008	2:06.561	3:16.489	329.8	2:42:30.085									
28	3	9:42.406		6:32.948	1:31.616	1:37.842	291.6	2:52:12.491									
29	3	4:39.505		34.516	2:29.284	1:35.705	79.9	2:56:51.996									
30	3	3:27.933		32.611	1:20.313	1:35.009	329.8	3:00:19.929									

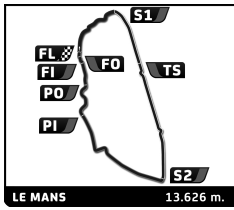


FIA WEC 92^e Edition des 24 Heures du Mans Free Practice 1

Sector Analysis



Lap under Red Flag											Invalidated Lap	Personal Best	Session Best	B Crossing the pit lane	
Lap	D	Time	Sector 1	Sector 2	Sector 3	T. Spd	Elapsed	Lap	D	Time	Sector 1	Sector 2	Sector 3	T. Spd	Elapsed
5		Porsche Penske Motorsport					Porsche 963 HYPERCAR H								
		1. Matt CAMPBELL			3. Frédéric MAKOWIECKI										
		2. Michael CHRISTENSEN													
1	3	6:19.444 B	3:00.395	1:30.232	1:48.817	262.6	6:19.444	14	3	3:30.511	34.252	1:21.057	1:35.202	330.8	1:03:35.847
2	3	13:54.203	...	1:23.434	1:37.690	311.8	20:13.647	15	3	3:29.131	32.871	1:20.936	1:35.324	327.8	1:07:04.978
3	3	3:28.928	32.834	1:20.548	1:35.546	317.2	23:42.575	16	3	3:41.112 B	34.778	1:21.645	1:44.689	325.8	1:10:46.090
4	3	3:29.752	32.939	1:20.395	1:36.418	322.9	27:12.327	17	3	6:29.383	2:55.992	1:22.047	2:11.344	323.9	1:17:15.473
5	3	3:29.112	33.033	1:20.669	1:35.410	321.0	30:41.439	18	3	3:33.232	33.157	1:20.168	1:39.907	328.8	1:20:48.705
6	3	3:29.631	33.208	1:20.342	1:36.081	323.9	34:11.070	19	3	3:35.145	33.198	1:20.911	1:41.036	330.8	1:24:23.850
7	3	3:28.869	32.979	1:20.680	1:35.210	322.9	37:39.939	20	3	3:42.387 B	32.847	1:20.974	1:48.566	330.8	1:28:06.237
8	3	3:30.670	33.288	1:20.930	1:36.452	310.0	41:10.609	21	1	21:27.526	...	1:23.947	1:39.140	322.0	1:49:33.763
9	3	4:32.349 B	33.330	1:21.040	2:37.979	310.9	45:42.958	22	1	3:30.759	33.246	1:21.049	1:36.464	330.8	1:53:04.522
10	3	22:52.793	...	1:22.633	1:37.417	320.1	1:08:35.751	23	1	3:30.576	32.880	1:20.772	1:36.924	323.9	1:56:35.098
11	3	3:30.882	33.238	1:21.015	1:36.629	323.9	1:12:06.633	24	1	4:46.972	35.460	2:36.511	1:35.901	80.5	2:01:22.070
12	3	4:05.095	33.347	1:21.570	2:10.178	323.9	1:16:11.728	25	1	4:54.798 B	34.703	2:36.586	1:43.509	80.4	2:06:12.868
13	3	4:05.222	33.506	1:20.758	2:10.958	326.8	1:20:16.950	26	1	5:51.651	2:41.960	1:24.796	1:44.895	320.1	2:12:08.519
14	3	3:37.864 B	33.562	1:21.178	1:43.124	326.8	1:23:54.814	27	1	3:30.524	33.478	1:20.268	1:36.778	327.8	2:15:39.043
15	1	4:40.054	1:37.089	1:22.553	1:40.412	318.2	1:28:34.868	28	1	3:27.821	33.202	1:20.311	1:34.308	329.8	2:19:06.864
16	1	3:31.808	33.238	1:21.244	1:37.326	327.8	1:32:06.676	29	1	4:01.788 B	57.636	1:23.261	1:40.891	324.9	2:23:08.652
17	1	9:20.812 B	36.205	4:13.283	4:31.324	80.0	1:41:27.488	30	2	11:56.692	8:50.138	1:24.803	1:41.751	292.4	2:35:05.344
18	1	8:26.396	5:19.496	1:25.758	1:41.142	263.2	1:49:53.884	31	2	4:21.316 B	33.496	1:21.714	2:26.106	319.1	2:39:26.660
19	1	3:35.803	34.363	1:22.452	1:38.988	310.0	1:53:29.687	32	2	10:00.504	6:55.376	1:22.754	1:42.374	326.8	2:49:27.164
20	1	3:30.173	32.725	1:21.320	1:36.128	327.8	1:56:59.860	33	2	4:50.315	35.337	2:38.126	1:36.852	80.4	2:54:17.479
21	1	4:54.715	38.630	2:38.114	1:37.971	80.3	2:01:54.575	34	2	3:31.145	33.501	1:21.423	1:36.221	330.8	2:57:48.624
22	1	4:48.291 B	34.881	2:29.509	1:43.901	80.3	2:06:42.866	35	2	3:29.798	33.301	1:20.698	1:35.799	333.9	3:01:18.422
23	1	5:39.375	2:32.390	1:26.122	1:40.863	291.6	2:12:22.241								
24	1	3:29.449	32.586	1:20.871	1:35.992	328.8	2:15:51.690								
25	1	3:31.652	32.441	1:20.264	1:38.947	327.8	2:19:23.342								
26	1	4:00.869	57.752	1:22.854	1:40.263	318.2	2:23:24.211								
27	1	3:27.728	33.314	1:19.797	1:34.617	325.8	2:26:51.939								
28	1	3:36.490 B	32.569	1:20.394	1:43.527	328.8	2:30:28.429								
29	2	6:01.215	3:01.929	1:22.515	1:36.771	323.9	2:36:29.644								
30	2	4:57.587 B	33.236	2:03.233	2:21.118	322.0	2:41:27.231								
31	2	8:17.027	5:08.948	1:24.092	1:43.987	303.0	2:49:44.258								
32	2	4:55.962	35.340	2:40.211	1:40.411	80.3	2:54:40.220								
33	2	3:28.774	32.912	1:20.442	1:35.420	329.8	2:58:08.994								
34	2	3:27.672	32.746	1:20.098	1:34.828	330.8	3:01:36.666								
7		Toyota Gazoo Racing					Toyota GR010 - Hybrid HYPERCAR H								
		1. Jose Maria LOPEZ			3. Nyck DE VRIES										
		2. Kamui KOBAYASHI													
1	3	5:01.912	1:49.181	1:29.926	1:42.805	272.5	5:01.912	1	3	5:01.912	1:49.181	1:29.926	1:42.805	272.5	5:01.912
2	3	3:30.978	33.246	1:20.825	1:36.907	330.8	8:32.890	2	3	3:30.978	33.246	1:20.825	1:36.907	330.8	8:32.890
3	3	3:26.918	32.454	1:19.876	1:34.588	334.9	11:59.808	3	3	3:26.918	32.454	1:19.876	1:34.588	334.9	11:59.808
4	3	3:28.528	32.569	1:19.941	1:36.018	333.9	15:28.336	4	3	3:28.528	32.569	1:19.941	1:36.018	333.9	15:28.336
5	3	3:27.692	32.638	1:20.334	1:34.720	329.8	18:56.028	5	3	3:27.692	32.638	1:20.334	1:34.720	329.8	18:56.028
6	3	3:29.408	32.812	1:20.008	1:36.588	333.9	22:25.436	6	3	3:29.408	32.812	1:20.008	1:36.588	333.9	22:25.436
7	3	3:28.393	32.776	1:19.822	1:35.795	332.9	25:53.829	7	3	3:28.393	32.776	1:19.822	1:35.795	332.9	25:53.829
8	3	3:27.840	32.952	1:20.321	1:34.567	334.9	29:21.669	8	3	3:27.840	32.952	1:20.321	1:34.567	334.9	29:21.669
9	3	3:29.781	33.187	1:20.612	1:35.982	338.1	32:51.450	9	3	3:29.781	33.187	1:20.612	1:35.982	338.1	32:51.450
10	3	3:29.157	32.928	1:20.167	1:36.062	333.9	36:20.607	10	3	3:29.157	32.928	1:20.167	1:36.062	333.9	36:20.607
11	3	3:31.683	33.347	1:22.625	1:35.711	332.9	39:52.290	11	3	3:31.683	33.347	1:22.625	1:35.711	332.9	39:52.290
12	3	3:35.921 B	32.744	1:20.345	1:42.832	333.9	43:28.211	12	3	3:35.921 B	32.744	1:20.345	1:42.832	333.9	43:28.211
13	1	8:01.861	5:00.333	1:22.023	1:39.505	326.8	51:30.072	13	1	8:01.861	5:00.333	1:22.023	1:39.505	326.8	51:30.072
14	1	4:00.154	1:03.360	1:20.723	1:36.071	331.8	55:30.226	14	1	4:00.154	1:03.360	1:20.723	1:36.071	331.8	55:30.226
15	1	3:30.552	33.889	1:20.544	1:36.119	330.8	59:00.778	15	1	3:30.552	33.889	1:20.544	1:36.119	330.8	59:00.778
16	1	3:29.674	33.043	1:20.677	1:35.954	337.0	1:02:30.452	16	1	3:29.674	33.043	1:20.677	1:35.954	337.0	1:02:30.452
17	1	3:30.508	33.251	1:20.339	1:36.918	337.0	1:06:00.960	17	1	3:30.508	33.251	1:20.339	1:36.918	337.0	1:06:00.960
18	1	3:29.582	33.217	1:20.319	1:36.046	334.9	1:09:30.542	18	1	3:29.582	33.217	1:20.319	1:36.046	334.9	1:09:30.542
19	1	3:29.772	33.599	1:20.453	1:35.720	336.0	1:13:00.314	19	1	3:29.772	33.599	1:20.453	1:35.720	336.0	1:13:00.314
20	1	4:09.144 B	33.615	1:20.281	2:15.248	329.8	1:17:09.458	20	1	4:09.144 B	33.615	1:20.281	2:15.248	329.8	1:17:09.458
21	1	7:00.018	3:58.708	1:21.871	1:39.439	328.8	1:24:09.476	21	1	7:00.018	3:58.708	1:21.871	1:39.439	328.8	1:24:09.476
22	1	3:31.247	33.620	1:21.292	1:36.335	333.9	1:27:40.723	22	1	3:31.247	33.620	1:21.292	1:36.335	333.9	1:27:40.723
23	1	3:30.839	33.021	1:21.908	1:35.910	338.1	1:31:11.562	23	1	3:30.839	33.021	1:21.908	1:35.910	338.1	1:31:11.562
24	1	7:09.790 B	34.145	2:06.841	4:28.804	321.0	1:38:21.352	24	1	7:09.790 B	34.145	2:06.841	4:28.804	321.0	1:38:21.352
25	1	1:10.923	8:07.250	1:24.688	1:39.885	329.8	1:49:32.175	25	1	1:10.923	8:07.250	1:24.688	1:39.885	329.8	1:49:32.175
26	1	3:29.880	33.078	1:20.613	1:36.189	328.8	1:53:02.055	26	1	3:29.880	33.078	1:20.613	1:36.189	328.8	1:53:02.055
27	1	3:36.348 B	33.038	1:20.646	1:42.664	331.8	1:56:38.403	27	1	3:36.348 B	33.038	1:20.646	1:42.664	331.8	1:56:38.403
28	1	10:29.993 B	6:55.519	1:45.655	1:48.819	317.2	2:07:08.396	28	1	10:29.993 B	6:55.519	1:45.655	1:48.819	317.2	2:07:08.396



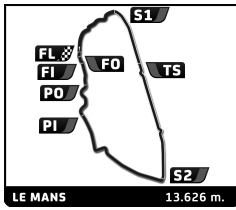
FIA WEC 92^e Edition des 24 Heures du Mans Free Practice 1



Sector Analysis

Lap under Red Flag Invalidated Lap Personal Best Session Best Crossing the pit lane

Lap	D	Time	Sector 1	Sector 2	Sector 3	T. Spd	Elapsed	Lap	D	Time	Sector 1	Sector 2	Sector 3	T. Spd	Elapsed
12	1	10:00.724	6:52.753	1:25.802	1:42.169	310.9	1:04:28.335	29	3	6:47.637	3:39.713	1:24.512	1:43.412	296.4	2:49:53.367
13	1	3:41.343	34.796	1:24.479	1:42.068	313.6	1:08:09.678	30	3	5:03.400	44.700	2:39.057	1:39.643	80.1	2:54:56.767
14	1	3:43.916	34.855	1:24.372	1:44.689	313.6	1:11:53.594	31	3	3:34.150	33.913	1:22.055	1:38.182	330.8	2:58:30.917
15	1	4:19.837 B	34.780	1:24.817	2:20.240	315.4	1:16:13.431	32	3	5:35.391 B	33.795	1:21.132	3:40.464	328.8	3:04:06.308
16	1	13:30.649	...	1:29.144	1:41.765	304.7	1:29:44.080	12 Hertz Team JOTA Porsche 963 HYPERCAR H							
17	1	4:48.751 B	34.890	1:25.414	2:48.447	315.4	1:34:32.831	1. Will STEVENS		3. Callum ILOTT					
18	1	15:07.097	...	1:28.643	1:44.168	311.8	1:49:39.928	2. Norman NATO							
19	1	3:41.052	34.795	1:24.439	1:41.818	316.3	1:53:20.980	1	3	4:38.279	1:22.656	1:30.012	1:45.611	257.6	4:38.279
20	1	3:38.340	34.473	1:24.091	1:39.776	318.2	1:56:59.320	2	3	3:30.548	33.683	1:20.677	1:36.188	329.8	8:08.827
21	1	5:08.313	44.964	2:41.431	1:41.918	80.1	2:02:07.633	3	3	3:29.964	34.809	1:20.213	1:34.942	334.9	11:38.791
22	1	4:46.462 B	36.972	2:22.219	1:47.271	190.8	2:06:54.095	4	3	3:28.769	32.913	1:20.110	1:35.746	332.9	15:07.560
23	3	5:35.008	2:21.906	1:28.021	1:45.081	297.2	2:12:29.103	5	3	3:26.610	32.348	1:19.931	1:34.331	332.9	18:34.170
24	3	3:44.887	36.497	1:26.224	1:42.166	314.5	2:16:13.990	6	3	3:35.118 B	32.896	1:19.508	1:42.714	332.9	22:09.288
25	3	3:41.241	35.161	1:24.718	1:41.362	315.4	2:19:55.231	7	3	11:41.122	8:42.688	1:21.914	1:36.520	303.0	33:50.410
26	3	4:10.214	59.089	1:27.994	1:43.131	312.7	2:24:05.445	8	3	3:32.240	33.111	1:21.549	1:37.580	323.9	37:22.650
27	3	3:40.877	35.046	1:24.931	1:40.900	313.6	2:27:46.322	9	3	3:33.192	34.048	1:21.338	1:37.806	330.8	40:55.842
28	3	3:48.051 B	35.050	1:24.489	1:48.512	314.5	2:31:34.373	10	3	3:32.668	33.503	1:21.155	1:38.010	328.8	44:28.510
29	3	9:11.744 B	4:32.418	1:26.433	3:12.893	310.9	2:40:46.117	11	3	3:29.776	33.543	1:20.552	1:35.681	329.8	47:58.286
30	3	9:02.987	5:45.916	1:29.698	1:47.373	278.8	2:49:49.104	12	3	3:30.243	33.166	1:20.256	1:36.821	330.8	51:28.529
31	3	5:05.163	39.099	2:41.402	1:44.662	80.2	2:54:54.267	13	3	4:00.060	1:02.975	1:21.360	1:35.725	332.9	55:28.589
32	3	3:41.177	34.883	1:25.128	1:41.166	314.5	2:58:35.444	14	3	3:28.034	32.805	1:20.232	1:34.997	332.9	58:56.623
33	3	3:38.851	34.421	1:24.129	1:40.301	316.3	3:02:14.295	15	3	3:30.634	33.034	1:20.582	1:37.018	329.8	1:02:27.257
11 Isotta Fraschini Isotta Fraschini Tipo6-C HYPERCAR H															
1. Carl Wattana BENNETT 3. Antonio SERRAVALLE															
2. Jean-Karl VERNAY															
1	2	5:07.906 B	1:42.374	1:31.253	1:54.279	276.0	5:07.906	16	3	3:31.498	33.419	1:20.103	1:37.976	331.8	1:05:58.755
2	2	12:36.989	9:23.437	1:27.303	1:46.249	294.8	17:44.895	17	3	3:29.967	32.976	1:20.870	1:36.121	331.8	1:09:28.722
3	2	3:35.732	33.627	1:21.484	1:40.621	331.8	21:20.627	18	3	3:34.655 B	33.052	1:20.198	1:41.405	329.8	1:13:03.377
4	2	3:32.964	33.012	1:21.261	1:38.691	332.9	24:53.591	19	1	5:50.797	2:05.820	1:23.085	2:21.892	315.4	1:18:54.174
5	2	3:33.983	34.415	1:21.069	1:38.499	332.9	28:27.574	20	1	3:34.721	34.122	1:22.201	1:38.398	328.8	1:22:28.895
6	2	3:30.271	32.890	1:20.731	1:36.650	330.8	31:57.845	21	1	3:31.800	33.410	1:21.673	1:36.717	321.0	1:26:00.695
7	2	3:48.080 B	34.190	1:21.737	1:52.153	332.9	35:45.925	22	1	3:32.124	33.360	1:21.731	1:37.033	329.8	1:29:32.819
8	2	10:55.871 B	7:47.927	1:23.164	1:44.780	326.8	46:41.796	23	1	5:18.255 B	34.557	1:22.208	3:21.490	328.8	1:34:51.074
9	2	14:43.084 B	...	1:23.204	1:44.618	328.8	1:01:24.880	24	1	17:18.423	...	1:23.505	1:37.383	321.0	1:52:09.497
10	1	6:29.168	3:21.571	1:25.256	1:42.341	329.8	1:07:54.048	25	1	3:32.069	33.334	1:22.462	1:36.273	310.9	1:55:41.566
11	1	3:39.254	34.656	1:23.822	1:40.776	300.5	1:11:33.302	26	1	4:50.419	35.690	2:37.802	1:36.927	80.4	2:00:31.985
12	1	3:41.056	34.886	1:24.060	1:42.110	312.7	1:15:14.358	27	1	4:50.936	35.542	2:37.536	1:37.858	80.4	2:05:22.921
13	1	4:11.058	34.246	1:23.475	2:13.337	316.3	1:19:25.416	28	1	3:40.028 B	33.569	1:20.816	1:45.643	331.8	2:09:02.949
14	1	3:48.150	43.561	1:23.316	1:41.273	327.8	1:23:13.566	29	2	4:41.869	1:42.211	1:21.977	1:37.681	329.8	2:13:44.818
15	1	3:36.733	34.069	1:22.711	1:39.953	326.8	1:26:50.299	30	2	3:31.666	33.683	1:21.078	1:36.905	330.8	2:17:16.484
16	1	3:35.154	34.102	1:22.197	1:38.855	331.8	1:30:25.453	31	2	3:30.928	33.728	1:20.642	1:36.558	332.9	2:20:47.412
17	1	5:45.456 B	34.440	1:23.605	3:47.411	310.0	1:36:10.909	32	2	4:02.699	59.647	1:25.087	1:37.965	275.3	2:24:50.111
18	3	13:46.258	...	1:29.055	1:43.358	260.7	1:49:57.167	33	2	3:33.737	34.089	1:22.700	1:36.948	323.9	2:28:23.848
19	3	3:51.405 B	35.138	1:25.175	1:51.092	276.7	1:53:48.572	34	2	3:30.655	33.383	1:20.991	1:36.281	327.8	2:31:54.503
20	3	11:11.513	6:43.258	2:44.330	1:43.925	80.3	2:05:00.085	35	2	3:30.385	33.194	1:20.797	1:36.394	328.8	2:35:24.888
21	3	3:38.785	34.926	1:23.323	1:40.536	329.8	2:08:38.870	36	2	5:08.806 B	32.985	1:20.660	3:15.161	329.8	2:40:33.694
22	3	3:38.909	36.205	1:23.432	1:39.272	329.8	2:12:17.779	37	3	9:13.068	6:08.546	1:24.438	1:40.084	289.3	2:49:46.762
23	3	3:37.574	33.979	1:22.322	1:41.273	328.8	2:15:55.353	38	3	4:54.661	36.679	2:37.475	1:40.507	80.3	2:54:41.423
24	3	3:34.384	33.967	1:21.873	1:38.544	336.0	2:19:29.737	39	3	3:29.436	32.823	1:19.951	1:36.662	334.9	2:58:10.859
25	3	4:01.058	55.064	1:26.385	1:39.609	325.8	2:23:30.795	40	3	3:41.234 B	32.336	1:19.207	1:49.691	336.0	3:01:52.093
26	3	3:45.660 B	34.237	1:22.322	1:49.101	331.8	2:27:16.455	14 AO by TF Oreca 07 - Gibson LMP2 P/A							
27	3	9:26.709	6:20.892	1:25.283	1:40.534	316.3	2:36:43.164	1. PJ HYETT		3. Alex QUINN					
28	3	6:22.566 B	33.920	1:24.929	3:23.717	331.8	2:43:05.730	2. Louis DELÉTRAZ							
								1	2	4:20.224 B	55.310	1:33.498	1:51.416	279.5	4:20.224
								2	2	11:48.604	8:40.645	1:27.230	1:40.729	303.9	16:08.828
								3	2	3:34.245	33.768	1:23.094	1:37.383	315.4	19:43.073



FIA WEC 92^e Edition des 24 Heures du Mans Free Practice 1



Sector Analysis

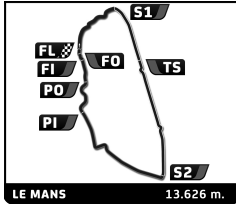
Lap under Red Flag Invalidated Lap Personal Best Session Best Crossing the pit lane

Lap	D	Time	Sector 1	Sector 2	Sector 3	T. Spd	Elapsed	Lap	D	Time	Sector 1	Sector 2	Sector 3	T. Spd	Elapsed
4	2	3:37.414	33.666	1:22.944	1:40.804	320.1	23:20.487	20	2	3:35.203	33.822	1:21.208	1:40.173	334.9	1:24:20.981
5	2	3:36.740	34.014	1:24.652	1:38.074	317.2	26:57.227	21	2	3:36.079	33.553	1:21.061	1:41.465	334.9	1:27:57.060
6	2	3:41.808	B 33.826	1:23.169	1:44.813	316.3	30:39.035	22	2	3:33.458	33.460	1:20.909	1:39.089	333.9	1:31:30.518
7	2	9:05.866	6:00.881	1:24.831	1:40.154	313.6	39:44.901	23	2	7:54.490	B 35.845	2:48.790	4:29.855	328.8	1:39:25.008
8	2	3:37.511	33.949	1:24.335	1:39.227	315.4	43:22.412	24	1	9:54.127	6:50.342	1:25.606	1:38.179	315.4	1:49:19.135
9	2	3:42.913	B 34.074	1:23.870	1:44.969	314.5	47:05.325	25	1	3:31.185	33.493	1:21.062	1:36.630	329.8	1:52:50.320
10	3	15:27.947	B ...	1:28.112	1:47.283	308.2	1:02:33.272	26	1	3:32.527	34.101	1:22.336	1:36.090	330.8	1:56:22.847
11	3	7:37.474	4:30.414	1:25.826	1:41.234	313.6	1:10:10.746	27	1	4:49.254	35.512	2:37.773	1:35.969	80.4	2:01:12.101
12	3	3:41.964	34.996	1:24.893	1:42.075	318.2	1:13:52.710	28	1	4:48.819	34.860	2:37.858	1:36.101	80.4	2:06:00.920
13	3	4:19.922	34.940	1:25.090	2:19.892	318.2	1:18:12.632	29	1	3:37.120	B 33.322	1:20.404	1:43.394	332.9	2:09:38.040
14	3	3:40.412	35.800	1:25.006	1:39.606	312.7	1:21:53.044	30	1	18:53.261	...	1:35.580	1:39.032	270.4	2:28:31.301
15	3	3:38.184	34.572	1:24.620	1:38.992	315.4	1:25:31.228	31	1	3:34.246	33.599	1:21.750	1:38.897	328.8	2:32:05.547
16	3	3:37.387	34.170	1:24.669	1:38.548	317.2	1:29:08.615	32	1	3:30.693	33.095	1:21.153	1:36.445	329.8	2:35:36.240
17	3	3:42.108	B 34.085	1:23.638	1:44.385	318.2	1:32:50.723	33	1	5:07.615	B 34.272	1:20.336	3:13.007	329.8	2:40:43.855
18	1	17:27.750	...	1:29.819	1:44.908	283.2	1:50:18.473	34	1	8:31.528	5:31.810	1:22.838	1:36.880	316.3	2:49:15.383
19	1	3:47.306	35.735	1:26.688	1:44.883	310.9	1:54:05.779	35	1	4:52.733	34.805	2:37.349	1:40.579	80.3	2:54:08.116
20	1	3:45.264	35.256	1:26.766	1:43.242	316.3	1:57:51.043	36	1	3:26.204	32.620	1:19.723	1:33.861	328.8	2:57:34.320
21	1	5:03.524	38.312	2:41.996	1:43.216	80.4	2:02:54.567	37	1	3:26.671	32.850	1:19.651	1:34.170	331.8	3:01:00.991
22	1	4:14.167	38.285	1:51.754	1:44.128	290.8	2:07:08.734	19 Lamborghini Iron Lynx Lamborghini SC63							
23	1	3:44.655	35.527	1:26.513	1:42.615	315.4	2:10:53.389	1.Romain GROSJEAN 3.Matteo CAIROLI							
24	1	3:43.443	35.361	1:26.447	1:41.635	314.5	2:14:36.832	2.Andrea CALDARELLI HYPERCAR H							
25	1	3:42.399	34.972	1:26.061	1:41.366	315.4	2:18:19.231	1	3	6:07.017	2:42.852	1:38.399	1:45.766	192.5	6:07.017
26	1	3:53.303	B 36.099	1:27.344	1:49.860	302.2	2:22:12.534	2	3	3:37.325	33.533	1:22.166	1:41.626	332.9	9:44.342
27	3	5:07.042	1:57.163	1:28.275	1:41.604	303.9	2:27:19.576	3	3	3:29.128	32.840	1:20.618	1:35.670	331.8	13:13.470
28	3	3:36.709	34.052	1:23.998	1:38.659	314.5	2:30:56.285	4	3	3:34.430	33.692	1:21.466	1:39.272	329.8	16:47.900
29	3	3:38.143	34.029	1:24.186	1:39.928	315.4	2:34:34.428	5	3	3:29.055	32.954	1:20.728	1:35.373	331.8	20:16.955
30	3	3:37.297	34.164	1:23.857	1:39.276	315.4	2:38:11.725	6	3	3:42.189	B 35.009	1:20.863	1:46.317	329.8	23:59.144
31	3	6:40.385	B 1:26.091	2:30.881	2:43.413	152.4	2:44:52.110	7	3	11:27.692	8:22.797	1:25.111	1:39.784	261.9	35:26.836
32	1	7:30.402	4:10.221	1:38.111	1:42.070	267.8	2:52:22.512	8	3	3:31.866	33.301	1:22.093	1:36.472	327.8	38:58.702
33	1	4:48.566	37.385	2:27.606	1:43.575	135.4	2:57:11.078	9	3	3:33.392	33.726	1:21.754	1:37.912	326.8	42:32.094
34	1	3:45.116	36.493	1:26.440	1:42.183	314.5	3:00:56.194	10	3	3:41.365	B 35.198	1:21.637	1:44.530	329.8	46:13.459

Lap	D	Time	Sector 1	Sector 2	Sector 3	T. Spd	Elapsed
1	3	4:37.915	B 1:03.508	1:40.110	1:54.297	214.6	4:37.915
2	3	10:17.797	7:09.587	1:27.207	1:41.003	263.2	14:55.712
3	3	3:32.251	33.541	1:21.631	1:37.079	331.8	18:27.963
4	3	3:29.787	33.448	1:20.534	1:35.805	332.9	21:57.750
5	3	3:29.894	33.267	1:20.497	1:36.130	332.9	25:27.644
6	3	3:29.166	33.108	1:20.220	1:35.838	331.8	28:56.810
7	3	3:30.798	34.073	1:20.851	1:35.874	331.8	32:27.608
8	3	3:30.614	33.060	1:20.515	1:37.039	331.8	35:58.222
9	3	3:29.662	33.253	1:20.619	1:35.790	332.9	39:27.884
10	3	3:30.702	33.611	1:21.062	1:36.029	329.8	42:58.586
11	3	3:31.097	34.229	1:20.963	1:35.905	330.8	46:29.683
12	3	3:29.692	33.380	1:20.376	1:35.936	333.9	49:59.375
13	3	5:46.646	B 58.338	1:21.591	3:26.717	329.8	55:46.021
14	2	6:33.984	3:32.381	1:22.704	1:38.899	322.0	1:02:20.005
15	2	3:35.663	34.018	1:21.542	1:40.103	331.8	1:05:55.668
16	2	3:35.978	33.510	1:22.681	1:39.787	331.8	1:09:31.646
17	2	3:33.350	34.727	1:21.292	1:37.331	331.8	1:13:04.996
18	2	4:07.739	34.090	1:21.158	2:12.491	331.8	1:17:12.735
19	2	3:33.043	33.925	1:21.339	1:37.779	328.8	1:20:45.778

Lap	D	Time	Sector 1	Sector 2	Sector 3	T. Spd	Elapsed
11	3	10:00.208	7:00.041	1:23.041	1:37.126	333.9	56:13.667
12	3	3:45.062	33.604	1:23.054	1:48.404	336.0	59:58.729
13	3	3:34.477	...	1:23.528	1:38.589	322.9	1:13:53.206
14	3	4:10.587	33.912	1:22.246	2:14.429	330.8	1:18:03.793
15	3	3:33.032	33.542	1:20.964	1:38.526	328.8	1:21:36.825
16	3	3:33.334	33.683	1:21.257	1:38.394	330.8	1:25:10.159
17	3	3:41.870	B 34.769	1:21.832	1:45.269	328.8	1:28:52.029
18	1	23:31.442	...	1:25.812	1:42.996	283.9	1:52:23.471
19	1	3:36.585	34.167	1:23.480	1:38.938	301.3	1:56:00.056
20	1	4:53.212	35.773	2:38.834	1:38.605	80.3	2:00:53.268
21	1	4:53.564	35.910	2:39.592	1:38.062	80.1	2:05:46.832
22	1	3:32.624	34.010	1:22.181	1:37.433	327.8	2:09:20.456
23	1	3:31.505	33.679	1:21.151	1:36.675	327.8	2:12:51.961
24	1	3:40.400	33.680	1:21.596	1:45.124	328.8	2:16:32.361
25	1	6:22.508	3:09.374	1:31.883	1:41.251	234.7	2:22:54.869
26	1	3:35.550	33.784	1:21.649	1:40.117	328.8	2:26:30.419
27	1	3:35.183	34.093	1:23.919	1:37.171	330.8	2:30:05.602
28	1	3:43.032	33.569	1:22.209	1:47.254	323.9	2:33:48.634
29	2	18:13.442	B ...	1:35.380	2:01.594	219.9	2:52:02.076

Lap	D	Time	Sector 1	Sector 2	Sector 3	T. Spd	Elapsed
20 BMW M Team WRT BMW M HYBRID V8							
1.Sheldon VAN DER LINDE 3.René RAST							
2.Robin FRIJNS HYPERCAR H							



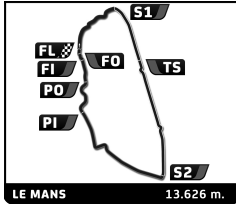
FIA WEC 92° Edition des 24 Heures du Mans Free Practice 1



Sector Analysis

Lap under Red Flag Invalidated Lap Personal Best Session Best Crossing the pit lane

Table with columns: Lap, D, Time, Sector 1, Sector 2, Sector 3, T. Spd, Elapsed. Contains data for drivers 22 and 23, including names like Oliver Jarvis, Nolan Siegel, Ben Keating, Benjamin Hanley, and Filipe Albuquerque.



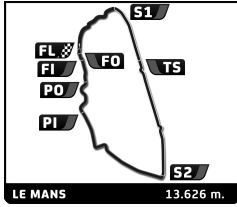
FIA WEC 92^e Edition des 24 Heures du Mans Free Practice 1



Sector Analysis

Lap under Red Flag Invalidated Lap Personal Best Session Best Crossing the pit lane

Lap	D	Time	Sector 1	Sector 2	Sector 3	T. Spd	Elapsed	Lap	D	Time	Sector 1	Sector 2	Sector 3	T. Spd	Elapsed							
29	2	3:39.004	34.556	1:24.607	1:39.841	316.3	2:58:28.072	11	3	4:08.493	1:04.688	1:24.694	1:39.111	315.4	55:12.868							
30	2	3:38.536	34.336	1:24.682	1:39.518	318.2	3:02:06.608	12	3	3:46.977 B	34.395	1:24.383	1:48.199	316.3	58:59.845							
24 Nielsen Racing Orega 07 - Gibson LMP2 1. Fabio SCHERER 3. Kyffin SIMPSON 2. David HEINEMEIER HANS:								13								3	8:18.188	5:12.135	1:25.674	1:40.379	312.7	1:07:18.033
1	1	4:37.020 B	1:05.971	1:36.290	1:54.759	227.7	4:37.020	14	3	3:39.407	34.458	1:25.739	1:39.210	315.4	1:10:57.440							
2	1	15:20.824	...	1:31.392	1:42.229	283.2	19:57.844	15	3	3:44.560	34.678	1:24.756	1:45.126	313.6	1:14:42.000							
3	1	3:36.393	33.985	1:23.537	1:38.871	317.2	23:34.237	16	3	4:22.521	34.424	1:24.383	2:23.714	314.5	1:19:04.521							
4	1	3:37.696	34.870	1:23.878	1:38.948	319.1	27:11.933	17	3	3:49.519 B	35.420	1:24.797	1:49.302	318.2	1:22:54.040							
5	1	3:39.942	34.591	1:23.294	1:42.057	321.0	30:51.875	18	1	6:36.445	3:28.326	1:26.160	1:41.959	311.8	1:29:30.485							
6	1	3:37.444	35.402	1:23.621	1:38.421	321.0	34:29.319	19	1	4:25.902 B	35.899	1:26.705	2:23.298	311.8	1:33:56.387							
7	1	3:36.255	34.133	1:23.542	1:38.580	316.3	38:05.574	20	1	15:52.383	...	1:27.408	1:45.375	314.5	1:49:48.770							
8	1	3:42.502 B	34.101	1:23.453	1:44.948	318.2	41:48.076	21	1	3:42.397	35.119	1:25.118	1:42.160	315.4	1:53:31.167							
9	3	13:13.047	9:47.486	1:35.418	1:50.143	245.3	55:01.123	22	1	3:40.074	34.479	1:25.215	1:40.380	316.3	1:57:11.241							
10	3	3:52.179	37.549	1:28.411	1:46.219	266.5	58:53.302	23	1	4:59.976	38.936	2:40.126	1:40.914	80.4	2:02:11.217							
11	3	3:47.437	36.007	1:26.414	1:45.016	318.2	1:02:40.739	24	1	4:40.136	36.874	2:21.185	1:42.077	203.7	2:06:51.353							
12	3	3:46.591	36.437	1:26.564	1:43.590	314.5	1:06:27.330	25	1	3:45.294 B	34.506	1:24.733	1:46.055	312.7	2:10:36.647							
13	3	3:52.805 B	35.861	1:27.044	1:49.900	306.5	1:10:20.135	26	1	6:22.662	3:14.048	1:26.111	1:42.503	314.5	2:16:59.309							
14	3	8:38.750	4:45.346	1:27.390	2:26.014	313.6	1:18:58.885	27	1	3:47.342	36.237	1:25.180	1:45.925	317.2	2:20:46.651							
15	3	3:43.695	35.919	1:25.420	1:42.356	315.4	1:22:42.580	28	1	4:10.246	1:00.035	1:28.855	1:41.356	295.6	2:24:56.897							
16	3	3:41.816	35.665	1:24.941	1:41.210	320.1	1:26:24.396	29	1	3:44.597	35.218	1:25.336	1:44.043	318.2	2:28:41.494							
17	3	3:41.143	34.924	1:25.097	1:41.122	320.1	1:30:05.539	30	1	3:44.415	35.109	1:25.657	1:43.649	317.2	2:32:25.909							
18	3	5:24.382 B	35.532	1:27.022	3:21.828	299.7	1:35:29.921	31	1	3:54.327 B	36.708	1:26.034	1:51.585	309.1	2:36:20.236							
19	3	14:07.896	...	1:29.418	1:44.591	276.7	1:49:37.817	32	2	13:16.010	...	1:29.679	1:44.937	283.9	2:49:36.246							
20	3	3:44.495	35.432	1:25.832	1:43.231	318.2	1:53:22.312	33	2	5:08.234	36.865	2:44.131	1:47.238	80.0	2:54:44.480							
21	3	3:47.940 B	34.768	1:25.421	1:47.751	318.2	1:57:10.252	34	2	3:42.728	34.203	1:25.783	1:42.742	319.1	2:58:27.208							
22	2	7:09.731	2:44.295	2:43.054	1:42.382	80.0	2:04:19.983	35	2	3:36.942	33.849	1:24.099	1:38.994	317.2	3:02:04.150							
23	2	3:41.256	35.165	1:25.521	1:40.570	314.5	2:08:01.239	27 Heart of Racing Team Aston Martin Vantage AMR LMGT3 1. Ian JAMES 3. Alex RIBERAS LMGTS3 2. Daniel MANCINELLI														
24	2	3:39.743	34.834	1:24.655	1:40.254	317.2	2:11:40.982	1	2	5:45.787 B	2:00.308	1:40.398	2:05.081	229.7	5:45.787							
25	2	3:42.557	34.906	1:25.099	1:42.552	320.1	2:15:23.539	2	2	7:03.588	3:40.687	1:32.640	1:50.261	287.7	12:49.375							
26	2	3:40.114	34.660	1:24.652	1:40.802	315.4	2:19:03.653	3	2	4:01.141	37.774	1:32.339	1:51.028	283.9	16:50.516							
27	2	4:06.349	58.888	1:27.234	1:40.227	311.8	2:23:10.002	4	2	4:00.224	37.553	1:32.800	1:49.871	284.7	20:50.740							
28	2	3:38.994	34.680	1:24.502	1:39.812	316.3	2:26:48.996	5	2	4:00.317	37.784	1:32.665	1:49.868	278.1	24:51.057							
29	2	3:39.529	34.712	1:24.776	1:40.041	308.2	2:30:28.525	6	2	4:00.213	38.259	1:32.673	1:49.281	284.7	28:51.270							
30	2	3:39.021	34.645	1:24.617	1:39.759	315.4	2:34:07.546	7	2	3:59.058	37.417	1:32.405	1:49.236	284.7	32:50.328							
31	2	3:40.664	34.978	1:24.449	1:41.237	317.2	2:37:48.210	8	2	4:00.953	38.040	1:32.806	1:50.107	279.5	36:51.281							
32	2	6:59.022 B	1:00.052	3:13.801	2:45.169	111.2	2:44:47.232	9	2	4:02.100	37.444	1:33.379	1:51.277	276.0	40:53.381							
33	3	7:33.575	4:10.853	1:38.999	1:43.723	273.2	2:52:20.807	10	2	4:00.834	37.795	1:33.021	1:50.018	281.7	44:54.215							
34	3	4:45.395	37.072	2:25.409	1:42.914	160.5	2:57:06.202	11	2	4:07.277 B	37.597	1:32.870	1:56.810	273.9	49:01.492							
35	3	3:40.906	34.480	1:24.400	1:42.026	320.1	3:00:47.108	12	1	00:46.899	...	1:37.715	1:56.400	279.5	1:49:48.391							
25 Algarve Pro Racing Orega 07 - Gibson LMP2 1. Matthias KAISER 3. Roman Senna DE ANGELIS 2. Olli CALDWELL								13	1	4:09.213	38.924	1:36.206	1:54.083	263.9	1:53:57.604							
1	2	4:31.446 B	1:02.800	1:35.045	1:53.601	253.3	4:31.446	14	1	4:05.339	38.407	1:34.234	1:52.698	283.9	1:58:02.943							
2	2	14:14.504	...	1:33.244	1:46.462	291.6	18:45.950	15	1	5:18.582	40.849	2:45.340	1:52.393	80.4	2:03:21.525							
3	2	3:39.288	34.913	1:23.966	1:40.409	322.0	22:25.238	16	1	4:19.144 B	39.658	1:40.091	1:59.395	281.0	2:07:40.669							
4	2	4:00.592	33.933	1:23.455	2:03.204	320.1	26:25.830	17	1	8:09.412	4:41.316	1:34.888	1:53.208	278.1	2:15:50.081							
5	2	3:37.287	34.238	1:23.906	1:39.143	320.1	30:03.117	18	1	4:11.999 B	38.729	1:33.393	1:59.877	283.9	2:20:02.080							
6	2	3:53.016 B	35.595	1:26.476	1:50.945	319.1	33:56.133	19	3	15:30.895	...	1:35.864	1:51.941	273.2	2:35:32.975							
7	3	6:08.222	3:00.264	1:26.935	1:41.023	313.6	40:04.355	20	3	5:25.944 B	38.118	1:33.393	3:14.433	281.0	2:40:58.919							
8	3	3:40.733	34.585	1:25.467	1:40.681	311.8	43:45.088	21	3	15:54.982	...	2:45.439	1:51.093	80.4	2:56:53.901							
9	3	3:39.401	34.406	1:24.976	1:40.019	311.8	47:24.489	22	3	4:00.009	37.520	1:32.529	1:49.960	281.0	3:00:53.910							
10	3	3:39.886	34.336	1:24.394	1:41.156	315.4	51:04.375	28 IDEC Sport Orega 07 - Gibson LMP2 1. Paul LAFARGUE 3. Reshad DE GÉRUS 2. Job VAN UITERT														



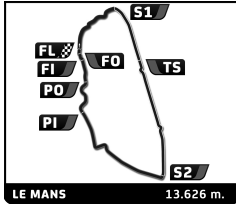
FIA WEC 92° Edition des 24 Heures du Mans Free Practice 1



Sector Analysis

Lap under Red Flag Invalidated Lap Personal Best Session Best Crossing the pit lane

Table with columns: Lap, D, Time, Sector 1, Sector 2, Sector 3, T. Spd, Elapsed. Contains multiple rows of driver performance data for various teams like Team WRT, Duqueine Team, etc.



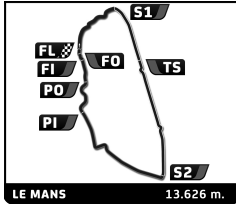
FIA WEC 92^e Edition des 24 Heures du Mans Free Practice 1



Sector Analysis

Lap under Red Flag Invalidated Lap Personal Best Session Best B Crossing the pit lane

Lap	D	Time	Sector 1	Sector 2	Sector 3	T. Spd	Elapsed	Lap	D	Time	Sector 1	Sector 2	Sector 3	T. Spd	Elapsed
28	3	6:06.282	2:33.954	1:34.295	1:58.033	283.9	2:50:56.469	10	2	3:39.443	34.979	1:24.754	1:39.710	316.3	38:14.964
29	3	5:19.279	41.321	2:43.937	1:54.021	80.0	2:56:15.748	11	2	3:45.847 B	34.582	1:25.161	1:46.104	313.6	42:00.811
30	3	4:08.222 B	37.586	1:32.387	1:58.249	283.9	3:00:23.970	12	1	12:53.826	9:39.555	1:29.360	1:44.911	276.7	54:54.637
33 DKR Engineering 1.Alexander MATTSCHULL 3.Laurents HÖRR 2.René BINDER Oreca 07 - Gibson LMP2 P/A								13 1 3:45.621 35.839 1:26.709 1:43.073 315.4 58:40.258							
1	2	5:07.730	1:43.405	1:38.985	1:45.340	238.8	5:07.730	14	1	3:43.876	35.849	1:26.889	1:41.138	298.8	1:02:24.134
2	2	3:44.828	35.637	1:26.702	1:42.489	311.8	8:52.558	15	1	3:40.583	35.135	1:25.365	1:40.083	302.2	1:06:04.717
3	2	3:40.226	34.634	1:24.520	1:41.072	315.4	12:32.784	16	1	3:40.077	35.520	1:24.528	1:40.029	318.2	1:09:44.794
4	2	3:37.470	34.099	1:24.284	1:39.087	312.7	16:10.254	17	1	3:46.944 B	35.631	1:24.906	1:46.407	315.4	1:13:31.738
5	2	3:48.771	34.278	1:31.890	1:42.603	311.8	19:59.025	18	1	6:20.150	2:37.285	1:25.641	2:17.224	313.6	1:19:51.888
6	2	3:47.053 B	34.464	1:24.695	1:47.894	315.4	23:46.078	19	1	3:39.267	34.988	1:24.774	1:39.505	312.7	1:23:31.155
7	1	9:22.575	6:09.242	1:28.428	1:44.905	316.3	33:08.653	20	1	3:41.456	34.580	1:24.491	1:42.385	316.3	1:27:12.611
8	1	3:46.041	35.494	1:27.735	1:42.812	212.1	36:54.694	21	1	3:39.274	34.652	1:24.525	1:40.097	312.7	1:30:51.885
9	1	3:46.936	36.290	1:27.497	1:43.149	286.2	40:41.630	22	1	6:40.456 B	35.519	1:33.987	4:30.950	314.5	1:37:32.341
10	1	3:45.998	35.276	1:26.205	1:44.517	315.4	44:27.628	23	3	12:12.637	8:59.190	1:29.308	1:44.139	275.3	1:49:44.978
11	1	3:45.557	36.008	1:26.122	1:43.427	314.5	48:13.185	24	3	3:40.105	35.552	1:25.259	1:39.294	313.6	1:53:25.083
12	1	3:46.777	35.599	1:25.982	1:45.196	311.8	51:59.962	25	3	3:39.700	34.274	1:24.850	1:39.576	317.2	1:57:03.783
13	1	4:17.432	1:05.421	1:27.311	1:44.700	312.7	56:17.394	26	3	5:04.350	41.986	2:41.470	1:40.894	80.3	2:02:08.133
14	1	3:44.479	35.536	1:25.700	1:43.243	314.5	1:00:01.873	27	3	4:47.766 B	36.882	2:22.453	1:48.431	187.8	2:06:55.899
15	1	3:45.464	35.249	1:25.818	1:44.397	316.3	1:03:47.337	28	3	11:51.081	8:36.866	1:31.518	1:42.697	263.9	2:18:46.980
16	1	3:55.923 B	36.744	1:26.608	1:52.571	316.3	1:07:43.260	29	3	3:58.393	51.206	1:28.463	1:38.724	276.0	2:22:45.373
17	3	5:47.942	2:41.363	1:26.817	1:39.762	311.8	1:13:31.202	30	3	3:41.000	34.526	1:27.180	1:39.294	312.7	2:26:26.373
18	3	4:15.200	34.405	1:24.576	2:16.219	313.6	1:17:46.402	31	3	3:36.916	33.921	1:24.966	1:38.029	311.8	2:30:03.289
19	3	3:36.437	34.296	1:23.991	1:38.150	315.4	1:21:22.839	32	3	3:46.321 B	34.180	1:24.952	1:47.189	319.1	2:33:49.610
20	3	3:37.365	34.460	1:24.374	1:38.531	318.2	1:25:00.204	33	3	15:46.934	...	1:29.455	1:43.845	274.6	2:49:36.544
21	3	3:45.826 B	34.150	1:24.384	1:47.292	315.4	1:28:46.030	34	3	5:07.503	37.529	2:41.127	1:48.847	80.0	2:54:44.047
22	3	24:03.456	...	1:29.039	1:46.027	291.6	1:52:49.486	35	3	3:35.360	34.120	1:23.914	1:37.326	320.1	2:58:19.407
23	3	3:50.480	34.408	1:26.541	1:49.531	270.4	1:56:39.966	36	3	3:32.965	33.517	1:22.852	1:37.596	321.0	3:01:53.372
24	3	5:01.604	37.180	2:42.126	1:42.298	80.0	2:01:41.570	35 Alpine Endurance Team 1.Paul-Loup CHATIN 3.Charles MILESI 2.Ferdinand HABSBURG Alpine A424 HYPERCAR H							
25	3	4:54.406	36.380	2:38.038	1:39.988	80.1	2:06:35.976	1	3	5:06.881	1:49.988	1:31.603	1:45.290	236.7	5:06.881
26	3	3:36.842	34.107	1:23.847	1:38.888	316.3	2:10:12.818	2	3	3:34.891	34.741	1:21.739	1:38.411	314.5	8:41.772
27	3	3:44.526 B	34.490	1:25.000	1:45.036	314.5	2:13:57.344	3	3	3:28.309	32.789	1:20.222	1:35.298	333.9	12:10.081
28	2	11:11.887	7:58.380	1:29.420	1:44.087	304.7	2:25:09.231	4	3	3:28.488	32.759	1:20.277	1:35.452	332.9	15:38.569
29	2	3:38.969	34.592	1:24.697	1:39.680	313.6	2:28:48.200	5	3	3:29.603	32.857	1:19.605	1:37.141	333.9	19:08.172
30	2	3:49.632 B	36.099	1:26.194	1:47.339	314.5	2:32:37.832	6	3	3:27.483	32.774	1:19.778	1:34.931	334.9	22:35.655
31	1	6:35.226 B	2:43.115	1:28.775	2:23.336	309.1	2:39:13.058	7	3	3:31.807	33.680	1:21.224	1:36.903	325.8	26:07.462
32	1	10:44.745	7:29.975	1:29.102	1:45.668	310.9	2:49:57.803	8	3	3:28.300	32.954	1:19.964	1:35.382	334.9	29:35.762
33	1	5:06.826	42.472	2:41.167	1:43.187	80.3	2:55:04.629	9	3	3:33.066	33.389	1:19.981	1:39.696	334.9	33:08.828
34	1	3:42.993	35.368	1:25.900	1:41.725	311.8	2:58:47.622	10	3	3:29.723	33.298	1:20.831	1:35.594	324.9	36:38.551
35	1	3:44.101	35.237	1:26.346	1:42.518	290.0	3:02:31.723	11	3	3:29.069	33.114	1:20.468	1:35.487	318.2	40:07.620
34 Inter Europol Competition 1.Jakub SMIECHOWSKI 3.Clément NOVALAK 2.Vladislav LOMKO Oreca 07 - Gibson LMP2								12	3	3:29.275	33.196	1:20.659	1:35.420	332.9	43:36.895
1	2	5:20.510	1:59.498	1:33.890	1:47.122	258.8	5:20.510	13	3	3:35.213 B	33.036	1:20.011	1:42.166	322.9	47:12.108
2	2	3:44.820	35.066	1:25.002	1:44.752	309.1	9:05.330	14	2	9:33.908	6:33.242	1:22.858	1:37.808	329.8	56:46.016
3	2	3:42.189	34.799	1:23.914	1:43.476	312.7	12:47.519	15	2	3:33.991	34.290	1:22.424	1:37.277	318.2	1:00:20.007
4	2	3:39.317	35.425	1:24.802	1:39.090	313.6	16:26.836	16	2	3:32.535	33.511	1:20.656	1:38.368	331.8	1:03:52.542
5	2	3:35.946	33.851	1:23.502	1:38.593	314.5	20:02.782	17	2	3:30.951	33.308	1:20.673	1:36.970	332.9	1:07:23.493
6	2	3:36.786	34.265	1:23.530	1:38.991	314.5	23:39.568	18	2	3:29.886	33.637	1:20.300	1:35.949	316.3	1:10:53.379
7	2	3:39.099	34.267	1:23.837	1:40.995	313.6	27:18.667	19	2	3:45.523	33.661	1:20.743	1:40.119	333.9	1:14:27.902
8	2	3:36.805	34.198	1:23.675	1:38.932	316.3	30:55.472	20	2	4:07.651	33.985	1:21.148	2:12.518	328.8	1:18:35.553
9	2	3:40.049	35.607	1:24.536	1:39.906	314.5	34:35.521	21	2	4:55.030 B	33.925	1:20.148	3:00.957	333.9	1:23:30.583
								22	2	20:08.404 B	...	4:24.210	4:37.561	80.6	1:43:38.987
								23	2	23:22.973	...	2:06.174	1:43.465	239.9	2:07:01.960



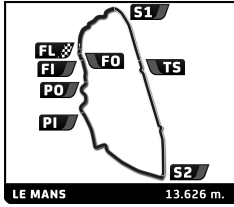
FIA WEC 92° Edition des 24 Heures du Mans Free Practice 1



Sector Analysis

Lap under Red Flag Invalidated Lap Personal Best Session Best Crossing the pit lane

Table with columns: Lap, D, Time, Sector 1, Sector 2, Sector 3, T. Spd, Elapsed. Includes data for various drivers and teams like Alpine Endurance Team, COOL Racing, and Hertz Team JOTA.



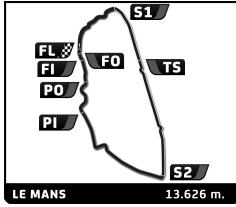
FIA WEC 92^e Edition des 24 Heures du Mans Free Practice 1



Sector Analysis

Lap under Red Flag Invalidated Lap Personal Best Session Best Crossing the pit lane

Lap	D	Time	Sector 1	Sector 2	Sector 3	T. Spd	Elapsed	Lap	D	Time	Sector 1	Sector 2	Sector 3	T. Spd	Elapsed
8	2	3:29.737	33.487	1:20.820	1:35.430	329.8	36:22.450	21	2	5:17.592	40.186	2:46.871	1:50.535	79.3	2:06:07.967
9	2	3:31.697	34.163	1:21.450	1:36.084	328.8	39:54.147	22	2	4:01.338	37.904	1:33.215	1:50.219	281.7	2:10:09.305
10	2	3:31.966	34.156	1:21.106	1:36.704	319.1	43:26.113	23	2	4:00.720	38.288	1:32.510	1:49.922	284.7	2:14:10.025
11	2	3:36.634	33.092	1:20.787	1:42.755	326.8	47:02.747	24	2	4:00.783	38.045	1:32.751	1:49.987	283.2	2:18:10.808
12	2	14:37.972	...	1:24.330	1:38.524	280.3	1:01:40.719	25	2	4:07.844	38.478	1:32.986	1:56.380	286.2	2:22:18.652
13	2	3:39.403	35.598	1:22.862	1:40.943	317.2	1:05:20.122	26	1	14:02.755	...	1:39.606	2:02.574	269.1	2:36:21.407
14	2	3:28.482	33.103	1:20.501	1:34.878	328.8	1:08:48.604	27	1	6:41.638	40.468	2:26.986	3:34.184	277.4	2:43:03.045
15	2	3:34.790	32.933	1:20.321	1:41.536	330.8	1:12:23.394	28	1	8:41.165	5:03.243	1:39.625	1:58.297	231.6	2:51:44.210
16	1	5:09.333	1:34.963	1:21.895	2:12.475	327.8	1:17:32.727	29	1	5:28.646	42.938	2:46.480	1:59.228	80.7	2:57:12.856
17	1	3:31.194	33.617	1:21.306	1:36.271	327.8	1:21:03.921	30	1	4:16.086	39.922	1:36.464	1:59.700	281.7	3:01:28.942
18	1	3:31.308	33.667	1:21.049	1:36.592	329.8	1:24:35.229	45 Crowdstrike Racing by APR Orega 07 - Gibson 1. George KURTZ 3. Nicky CATSBURG 2. Colin BRAUN LMP2 P/A							
19	1	3:31.761	33.643	1:21.908	1:36.210	330.8	1:28:06.990	1	2	4:27.274	48.951	1:42.620	1:55.703	237.8	4:27.274
20	1	3:37.450	33.242	1:22.334	1:41.874	332.9	1:31:44.440	2	2	12:08.063	9:01.402	1:26.673	1:39.988	306.5	16:35.337
21	1	14:07.776	33.365	3:11.878	...	330.8	1:45:52.216	3	2	3:36.575	34.819	1:23.672	1:38.084	312.7	20:11.912
22	1	6:23.399	3:20.982	1:23.934	1:38.483	315.4	1:52:15.615	4	2	3:34.749	33.450	1:23.522	1:37.777	314.5	23:46.661
23	1	3:30.647	33.346	1:21.634	1:35.667	326.8	1:55:46.262	5	2	3:44.022	33.734	1:24.229	1:46.059	317.2	27:30.683
24	1	4:56.834	36.129	2:37.771	1:42.934	80.3	2:00:43.096	6	1	6:15.108	2:59.896	1:29.671	1:45.541	300.5	33:45.791
25	3	5:52.099	1:37.799	2:34.485	1:39.815	80.4	2:06:35.195	7	1	3:45.478	35.731	1:26.784	1:42.963	312.7	37:31.269
26	3	3:32.423	33.343	1:21.885	1:37.195	328.8	2:10:07.618	8	1	3:46.749	35.767	1:26.611	1:44.371	315.4	41:18.018
27	3	3:31.818	33.408	1:21.497	1:36.913	329.8	2:13:39.436	9	1	3:47.799	37.047	1:26.761	1:43.991	312.7	45:05.817
28	3	3:34.071	34.355	1:21.878	1:37.838	328.8	2:17:13.507	10	1	3:49.300	36.577	1:26.988	1:45.735	313.6	48:55.117
29	3	3:35.349	34.669	1:23.629	1:37.051	329.8	2:20:48.856	11	1	3:52.796	36.444	1:27.055	1:49.297	314.5	52:47.913
30	3	4:02.654	58.945	1:24.801	1:38.908	283.2	2:24:51.510	12	1	4:17.023	1:05.988	1:26.810	1:44.225	312.7	57:04.936
31	3	3:36.612	33.863	1:22.093	1:40.656	320.1	2:28:28.122	13	1	3:48.860	35.764	1:26.837	1:43.259	308.2	1:00:53.796
32	3	3:32.576	33.510	1:21.378	1:37.688	328.8	2:32:00.698	14	1	3:44.700	35.988	1:26.273	1:42.439	314.5	1:04:38.496
33	3	4:42.162	34.647	1:21.550	1:45.965	327.8	2:35:42.860	15	1	3:42.677	35.301	1:25.690	1:41.686	312.7	1:08:21.173
34	2	8:19.868	2:32.513	3:35.321	2:12.034	119.7	2:44:02.728	16	1	3:53.345	36.409	1:26.807	1:50.129	310.9	1:12:14.518
35	2	8:49.347	5:07.989	1:58.125	1:43.233	80.0	2:52:52.075	17	3	10:31.824	7:16.850	1:26.332	1:48.642	295.6	1:22:46.342
36	2	4:14.236	35.282	2:01.043	1:37.911	286.9	2:57:06.311	18	3	7:12.625	4:04.338	1:25.920	1:42.367	310.0	1:29:58.967
37	2	3:27.661	33.111	1:19.793	1:34.757	330.8	3:00:33.972	19	3	5:22.953	37.009	1:26.021	3:19.923	316.3	1:35:21.920
44 Proton Competition Ford Mustang LMGT3 1. John HARTSHORNE 3. Christopher MIES 2. Ben TUCK LMGT3							1								
1							5:52.539	1:54.327	1:57.630	2:00.582	173.1	5:52.539			
2							4:02.659	37.989	1:33.907	1:50.763	284.7	9:55.198			
3							4:00.342	37.734	1:32.895	1:49.713	285.4	13:55.540			
4							4:05.928	37.569	1:32.285	1:56.074	284.7	18:01.468			
5							10:28.087	6:57.980	1:36.538	1:53.569	268.4	28:29.555			
6							3:59.325	37.453	1:32.067	1:49.805	286.2	32:28.880			
7							4:06.906	37.493	1:33.047	1:56.366	283.2	36:35.786			
8							9:08.948	5:45.615	1:33.275	1:50.058	281.0	45:44.734			
9							4:00.546	37.552	1:32.599	1:50.395	283.9	49:45.280			
10							4:02.858	38.297	1:32.584	1:51.977	285.4	53:48.138			
11							4:19.705	51.253	1:32.510	1:55.942	285.4	58:07.843			
12							7:17.710	3:30.928	1:42.358	2:04.424	272.5	1:05:25.553			
13							4:16.865	40.937	1:37.093	1:58.835	283.2	1:09:42.418			
14							4:19.730	42.539	1:37.589	1:59.602	281.7	1:14:02.148			
15							4:54.472	41.179	1:37.451	2:35.842	278.8	1:18:56.620			
16							4:16.159	41.636	1:36.424	1:58.099	282.5	1:23:12.779			
17							4:18.604	42.508	1:36.468	1:59.628	281.0	1:27:31.383			
18							4:26.846	41.222	1:37.182	2:08.442	281.0	1:31:58.229			
19							18:01.995	...	1:34.774	2:00.017	282.5	1:50:00.224			
20							10:50.151	6:09.753	2:49.724	1:50.674	79.4	2:00:50.375			
46 Team WRT BMW M4 LMGT3 1. Ahmad AL HARTHY 3. Maxime MARTIN 2. Valentino ROSSI LMGT3							1								
1							4:34.874	1:04.469	1:36.704	1:53.701	278.8	4:34.874			



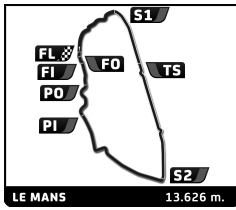
FIA WEC 92^e Edition des 24 Heures du Mans Free Practice 1



Sector Analysis

Lap under Red Flag Invalidated Lap Personal Best Session Best B Crossing the pit lane

Lap	D	Time	Sector 1	Sector 2	Sector 3	T. Spd	Elapsed	Lap	D	Time	Sector 1	Sector 2	Sector 3	T. Spd	Elapsed
2	2	4:00.843	37.443	1:32.633	1:50.767	286.2	8:35.717	23	1	5:03.987	38.039	2:41.972	1:43.976	80.2	2:02:48.830
3	2	4:00.603	37.597	1:32.435	1:50.571	286.9	12:36.320	24	1	4:24.179 B	38.038	1:55.066	1:51.075	289.3	2:07:13.009
4	2	4:02.274	39.316	1:33.238	1:49.720	281.7	16:38.594	25	3	6:00.770	2:50.930	1:26.851	1:42.989	313.6	2:13:13.779
5	2	4:05.187 B	37.391	1:32.500	1:55.296	283.2	20:43.781	26	3	3:42.697	35.181	1:25.094	1:42.422	313.6	2:16:56.476
6	2	21:28.329	...	1:33.096	1:50.765	283.2	42:12.110	27	3	3:43.621	36.623	1:25.026	1:41.972	321.0	2:20:40.097
7	2	4:00.708	37.474	1:32.939	1:50.295	282.5	46:12.818	28	3	4:08.610	59.546	1:28.513	1:40.551	315.4	2:24:48.707
8	2	3:59.802	37.427	1:32.358	1:50.017	284.7	50:12.620	29	3	3:40.687	34.896	1:25.758	1:40.033	317.2	2:28:29.394
9	2	4:28.273	1:05.537	1:32.836	1:49.900	284.7	54:40.893	30	3	3:39.777	35.240	1:24.696	1:39.841	319.1	2:32:09.171
10	2	4:05.451 B	37.509	1:32.425	1:55.517	288.5	58:46.344	31	3	3:46.781 B	35.123	1:25.050	1:46.608	318.2	2:35:55.952
11	3	18:50.388	...	1:35.727	2:22.899	244.8	1:17:36.732	32	3	8:12.478 B	2:20.869	3:35.035	2:16.574	117.2	2:44:08.430
12	3	4:10.914 B	38.680	1:34.087	1:58.147	279.5	1:21:47.646	50 Ferrari AF Corse 1. Antonio FUOCO 2. Miguel MOLINA 3. Nicklas NIELSEN Ferrari 499P HYPERCAR H							
13	3	6:57.251 B	3:25.888	1:33.694	1:57.669	280.3	1:28:44.897	1	1	4:21.273	1:06.280	1:32.059	1:42.934	247.0	4:21.273
14	3	11:05.394 B	3:22.899	3:11.724	4:30.771	280.3	1:39:50.291	2	1	3:30.102	33.336	1:21.142	1:35.624	310.0	7:51.375
15	3	10:00.345	6:29.269	1:37.590	1:53.486	254.5	1:49:50.636	3	1	3:38.157	32.560	1:20.468	1:45.129	318.2	11:29.532
16	3	4:01.689	37.951	1:33.039	1:50.699	276.0	1:53:52.325	4	1	3:32.671	33.651	1:21.514	1:37.506	318.2	15:02.203
17	3	4:01.263	37.430	1:33.923	1:49.910	281.0	1:57:53.588	5	1	3:28.143	32.573	1:20.455	1:35.115	321.0	18:30.346
18	3	5:14.474	39.486	2:44.249	1:50.739	80.6	2:03:08.062	6	1	3:37.694 B	33.683	1:21.330	1:42.681	318.2	22:08.040
19	3	4:16.399	40.601	1:44.609	1:51.189	276.0	2:07:24.461	7	2	8:44.148	5:42.907	1:22.108	1:39.133	315.4	30:52.188
20	3	4:00.231	37.632	1:32.489	1:50.110	282.5	2:11:24.692	8	2	3:31.717	33.575	1:21.141	1:37.001	316.3	34:23.905
21	3	3:59.810	37.502	1:32.330	1:49.978	283.9	2:15:24.502	9	2	3:32.099	33.920	1:21.467	1:36.712	316.3	37:56.004
22	3	4:06.848 B	38.292	1:32.575	1:55.981	283.9	2:19:31.350	10	2	3:31.181	33.465	1:21.146	1:36.570	310.9	41:27.185
23	1	7:57.880	4:29.803	1:34.252	1:53.825	267.1	2:27:29.230	11	2	3:37.730	34.467	1:22.365	1:40.898	309.1	45:04.915
24	1	4:05.016	38.188	1:34.725	1:52.103	278.8	2:31:34.246	12	2	3:32.449	33.977	1:21.088	1:37.384	317.2	48:37.364
25	1	4:05.151	39.075	1:33.625	1:52.451	281.0	2:35:39.397	13	2	3:32.195	33.494	1:20.821	1:37.880	316.3	52:09.559
26	1	5:20.982 B	37.882	1:33.282	3:09.818	281.7	2:41:00.379	14	2	4:02.129	1:03.670	1:21.571	1:36.888	330.8	56:11.688
27	1	9:48.769	6:17.543	1:36.012	1:55.214	281.0	2:50:49.148	15	2	3:30.668	33.682	1:20.967	1:36.019	334.9	59:42.356
28	1	5:18.291	40.003	2:45.255	1:53.033	79.8	2:56:07.439	16	2	3:29.049	33.242	1:20.310	1:35.497	332.9	1:03:11.405
29	1	4:02.807	38.006	1:33.134	1:51.667	283.2	3:00:10.246	17	2	3:37.760 B	33.177	1:20.349	1:44.234	329.8	1:06:49.165
47 COOL Racing 1. Naveen RAO 2. Matthew BELL 3. Frederik VESTI Oreca 07 - Gibson LMP2 P/A							18	2	7:07.557 B	4:00.750	1:21.346	1:45.461	326.8	1:13:56.722	
1	2	11:16.048	8:03.854	1:30.217	1:41.977	296.4	11:16.048	19	3	5:16.943	1:40.062	1:22.714	2:14.167	307.3	1:19:13.665
2	2	3:41.369	34.483	1:26.017	1:40.869	288.5	14:57.417	20	3	3:33.236	33.678	1:21.508	1:38.050	332.9	1:22:46.901
3	2	3:38.695	34.199	1:25.128	1:39.368	314.5	18:36.112	21	3	3:32.857	33.309	1:21.333	1:38.215	333.9	1:26:19.758
4	2	3:39.148	34.334	1:24.650	1:40.164	311.8	22:15.260	22	3	3:33.534	33.839	1:22.038	1:37.657	331.8	1:29:53.292
5	2	3:38.147	34.263	1:24.497	1:39.387	317.2	25:53.407	23	3	4:54.658 B	36.311	1:22.556	2:55.791	317.2	1:34:47.950
6	2	3:40.869	35.057	1:26.087	1:39.725	310.0	29:34.276	24	3	17:42.275	...	1:25.416	1:43.437	298.8	1:52:30.225
7	2	3:40.330	34.261	1:24.771	1:41.298	311.8	33:14.606	25	3	3:32.604	33.342	1:22.196	1:37.066	313.6	1:56:02.829
8	2	3:41.218	35.141	1:25.331	1:40.746	310.0	36:55.824	26	3	4:54.564	35.963	2:38.413	1:40.188	80.4	2:00:57.393
9	2	3:41.119	34.976	1:26.185	1:39.958	308.2	40:36.943	27	3	4:53.232	36.533	2:38.350	1:38.349	80.4	2:05:50.625
10	2	3:39.252	34.531	1:25.033	1:39.688	305.6	44:16.195	28	3	3:30.424	33.159	1:20.517	1:36.748	336.0	2:09:21.049
11	2	3:45.196 B	34.248	1:24.490	1:46.458	310.0	48:01.391	29	3	3:35.187	33.668	1:21.091	1:40.428	322.9	2:12:56.236
12	1	11:56.630	8:38.804	1:30.716	1:47.110	293.2	59:58.021	30	3	3:38.326 B	33.261	1:21.496	1:43.569	331.8	2:16:34.562
13	1	3:48.951	35.977	1:27.188	1:45.786	315.4	1:03:46.972	31	1	9:33.269	6:32.244	1:23.246	1:37.779	324.9	2:26:07.831
14	1	3:54.381 B	36.325	1:26.869	1:51.187	314.5	1:07:41.353	32	1	3:31.327	33.239	1:21.127	1:36.961	331.8	2:29:39.158
15	1	10:34.173	6:39.849	1:27.606	2:26.718	311.8	1:18:15.526	33	1	3:30.100	33.522	1:20.911	1:35.667	327.8	2:33:09.258
16	1	3:48.271	36.705	1:26.856	1:44.710	311.8	1:22:03.797	34	1	3:32.117	33.389	1:20.745	1:37.983	331.8	2:36:41.375
17	1	3:46.853	35.730	1:26.974	1:44.149	311.8	1:25:50.650	35	1	7:51.072 B	33.080	2:14.932	5:03.060	327.8	2:44:32.447
18	1	3:51.458	37.326	1:27.316	1:46.816	310.0	1:29:42.108	36	1	5:10.412	1:59.248	1:26.605	1:44.559	276.7	2:49:42.859
19	1	4:55.147 B	35.962	1:27.334	2:51.851	310.9	1:34:37.255	37	1	4:55.548	34.725	2:38.396	1:42.427	80.3	2:54:38.407
20	1	15:29.286	...	1:28.819	1:44.868	287.7	1:50:06.541	38	1	3:27.528	32.786	1:19.971	1:34.771	330.8	2:58:05.935
21	1	3:50.150	35.997	1:27.683	1:46.470	310.0	1:53:56.691	39	1	3:26.973	32.635	1:19.702	1:34.636	332.9	3:01:32.908
22	1	3:48.152	36.911	1:27.402	1:43.839	313.6	1:57:44.843								



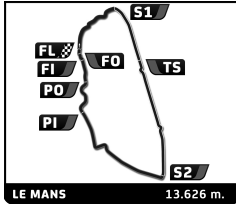
FIA WEC 92^e Edition des 24 Heures du Mans Free Practice 1



Sector Analysis

Lap under Red Flag Invalidated Lap Personal Best Session Best Crossing the pit lane

Lap	D	Time	Sector 1	Sector 2	Sector 3	T. Spd	Elapsed	Lap	D	Time	Sector 1	Sector 2	Sector 3	T. Spd	Elapsed							
51	Ferrari AF Corse 1. Alessandro PIER GUIDI 3. Antonio GIOVINAZZI 2. James CALADO							Ferrari 499P HYPERCAR H														
	1	1	4:29.123 B	1:06.798	1:33.194	1:49.131	220.3	4:29.123	9	3	4:00.094	37.627	1:32.594	1:49.873	283.9	45:09.880						
	2	1	7:18.348	4:14.875	1:22.914	1:40.559	307.3	11:47.471	10	3	4:08.053 B	37.634	1:33.338	1:57.081	283.9	49:17.933						
	3	1	3:28.430	32.829	1:20.085	1:35.516	334.9	15:15.901	11	3	9:31.580	6:06.793	1:34.165	1:50.622	282.5	58:49.513						
	4	1	3:30.797	32.656	1:19.971	1:38.170	331.8	18:46.698	12	3	4:07.163 B	37.404	1:33.273	1:56.486	283.2	1:02:56.676						
	5	1	3:29.498	33.268	1:19.847	1:36.383	331.8	22:16.196	13	2	5:40.760	2:14.523	1:34.402	1:51.835	281.7	1:08:37.436						
	6	1	3:36.771 B	33.719	1:20.161	1:42.891	322.0	25:52.967	14	2	4:02.221	37.688	1:33.135	1:51.398	281.7	1:12:39.657						
	7	2	7:45.476	4:44.514	1:23.079	1:37.883	312.7	33:38.443	15	2	4:34.900	37.405	1:32.950	2:24.545	282.5	1:17:14.557						
	8	2	3:35.304	33.147	1:20.924	1:41.233	325.8	37:13.747	16	2	4:01.349	37.818	1:32.464	1:51.067	282.5	1:21:15.906						
	9	2	3:31.149	33.343	1:20.841	1:36.965	322.9	40:44.896	17	2	3:59.337	37.616	1:32.193	1:49.528	283.9	1:25:15.243						
	10	2	3:29.917	32.961	1:20.826	1:36.130	317.2	44:14.813	18	2	4:00.143	37.602	1:32.641	1:49.900	282.5	1:29:15.386						
	11	2	3:31.309	33.067	1:20.691	1:37.551	314.5	47:46.122	19	2	4:37.262 B	37.567	1:32.595	2:27.100	281.7	1:33:52.648						
	12	2	3:30.636	33.141	1:20.853	1:36.642	314.5	51:16.758	20	1	16:58.176	...	1:37.578	2:11.572	267.1	1:50:50.824						
	13	2	4:00.807	1:03.902	1:20.895	1:36.010	314.5	55:17.565	21	1	4:09.366	39.376	1:35.060	1:54.930	279.5	1:55:00.190						
	14	2	3:29.273	33.127	1:20.233	1:35.913	321.0	58:46.838	22	1	5:22.808	42.977	2:45.644	1:54.187	80.6	2:00:22.998						
	15	2	3:58.016 B	32.990	1:27.775	1:57.251	322.0	1:02:44.854	23	1	5:20.066	40.523	2:46.172	1:53.371	80.4	2:05:43.064						
	16	2	7:26.140	4:26.507	1:21.881	1:37.752	308.2	1:10:10.994	24	1	4:04.918	38.071	1:34.064	1:52.783	285.4	2:09:47.982						
	17	2	3:30.216	33.549	1:20.191	1:36.476	332.9	1:13:41.210	25	1	4:02.648	38.059	1:33.088	1:51.501	285.4	2:13:50.630						
	18	2	4:14.405 B	34.235	1:21.784	2:18.386	310.0	1:17:55.615	26	1	4:03.603	37.903	1:33.576	1:52.124	281.7	2:17:54.233						
	19	3	6:49.504	3:49.736	1:22.020	1:37.748	324.9	1:24:45.119	27	1	4:11.348	39.341	1:33.891	1:58.116	280.3	2:22:05.581						
	20	3	3:34.287	33.399	1:21.666	1:39.222	309.1	1:28:19.406	28	1	4:28.424	1:00.040	1:34.984	1:53.400	285.4	2:26:34.005						
21	3	3:34.840	34.631	1:21.913	1:38.296	309.1	1:31:54.246	29	1	7:03.203 B	38.107	1:33.554	4:51.542	282.5	2:33:37.208							
22	3	8:34.037 B	33.975	3:30.180	4:29.882	80.7	1:40:28.283	30	1	17:13.130	...	1:39.200	1:54.992	278.8	2:50:50.338							
23	3	9:06.934	6:01.811	1:25.573	1:39.550	269.1	1:49:35.217	31	1	5:26.982	41.065	2:45.593	2:00.324	80.2	2:56:17.320							
24	3	3:31.072	33.331	1:20.659	1:37.082	319.1	1:53:06.289	32	1	4:01.997	37.863	1:33.179	1:50.955	285.4	3:00:19.317							
25	3	3:41.222	33.420	1:20.873	1:46.929	315.4	1:56:47.511	55 Vista AF Corse 1. François HERIAU 3. Alessio ROVERA 2. Simon MANN Ferrari 296 LMGT3 LMGT3														
26	3	4:49.131	34.993	2:37.165	1:36.973	80.6	2:01:36.642								1	3	5:04.613 B	1:17.184	1:42.156	2:05.273	211.3	5:04.613
27	3	4:48.869	34.821	2:37.164	1:36.884	80.4	2:06:25.511								2	1	5:55.965	2:27.140	1:34.873	1:53.952	280.3	11:00.578
28	3	3:27.737	32.909	1:19.858	1:34.970	333.9	2:09:53.248								3	1	4:07.041	38.557	1:33.637	1:54.847	283.2	15:07.619
29	3	3:31.414	33.104	1:20.281	1:38.029	330.8	2:13:24.662								4	1	4:04.747	38.075	1:34.053	1:52.619	252.2	19:12.366
30	3	3:35.965 B	32.964	1:21.075	1:41.926	331.8	2:17:00.627								5	1	4:03.786	38.006	1:33.235	1:52.545	285.4	23:16.152
31	1	4:50.343	1:51.186	1:21.590	1:37.567	326.8	2:21:50.970								6	1	4:04.509	38.083	1:33.637	1:52.789	283.9	27:20.661
32	1	3:58.652	57.643	1:22.898	1:38.111	328.8	2:25:49.622								7	1	4:04.685	38.043	1:34.431	1:52.211	281.7	31:25.346
33	1	3:29.731	33.157	1:20.866	1:35.708	332.9	2:29:19.353								8	1	4:05.973	38.662	1:33.807	1:53.504	283.9	35:31.319
34	1	3:29.127	33.129	1:20.458	1:35.540	326.8	2:32:48.480								9	1	4:11.028 B	38.539	1:34.660	1:57.829	283.9	39:42.347
35	1	3:37.930 B	33.695	1:20.913	1:43.322	326.8	2:36:26.410								10	3	5:36.790	2:09.133	1:35.241	1:52.416	280.3	45:19.137
36	1	12:52.189	9:48.310	1:24.009	1:39.870	300.5	2:49:18.599								11	3	4:00.620	37.867	1:32.917	1:49.836	281.7	49:19.757
37	1	4:54.238	35.370	2:37.829	1:41.039	80.3	2:54:12.837								12	3	4:08.652	38.267	1:33.151	1:57.234	282.5	53:28.409
38	1	3:33.541	33.574	1:22.652	1:37.315	330.8	2:57:46.378								13	3	4:27.868	1:00.831	1:33.009	1:54.028	279.5	57:56.277
39	1	3:28.548	32.970	1:19.868	1:35.710	337.0	3:01:14.926								14	3	4:01.316	37.611	1:32.658	1:51.047	283.9	1:01:57.593
54 Vista AF Corse 1. Thomas FLOHR 3. Davide RIGON 2. Francesco CASTELLACCI Ferrari 296 LMGT3 LMGT3															15	3	4:12.035 B	38.481	1:33.791	1:59.763	278.8	1:06:09.628
															16	2	5:17.958	1:53.116	1:33.907	1:50.935	280.3	1:11:27.586
															17	2	4:17.031	38.053	1:33.204	2:05.774	282.5	1:15:44.617
															18	2	4:36.146	38.205	1:33.511	2:24.430	282.5	1:20:20.763
															19	2	4:04.298	38.177	1:33.625	1:52.496	280.3	1:24:25.061
															20	2	4:07.917 B	37.774	1:33.046	1:57.097	280.3	1:28:32.978
								21	2	9:46.856 B	2:03.848	3:09.274	4:33.734	153.4	1:38:19.834							
								22	2	14:14.649	...	1:35.313	1:51.874	281.0	1:52:34.483							
								23	2	4:05.194	37.660	1:35.125	1:52.409	226.3	1:56:39.677							
								24	2	5:16.698	40.114	2:44.905	1:51.679	80.4	2:01:56.375							
								25	2	5:04.485	39.259	2:34.745	1:50.481	80.4	2:07:00.860							
								26	2	3:59.703	37.904	1:32.557	1:49.242	282.5	2:11:00.563							

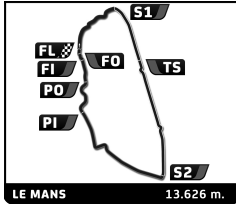


FIA WEC 92° Edition des 24 Heures du Mans Free Practice 1



Sector Analysis

Table with columns: Lap, D, Time, Sector 1, Sector 2, Sector 3, T. Spd, Elapsed. Includes driver names and team names like United Autosports, McLaren 720S LMGT3 Evo, Lamborghini Iron Lynx, and Panis Racing.

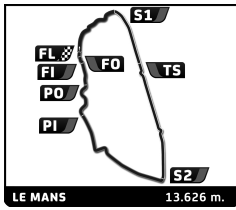


FIA WEC 92^o Edition des 24 Heures du Mans Free Practice 1

Sector Analysis



Lap under Red Flag											Invalidated Lap	Personal Best	Session Best	B Crossing the pit lane									
Lap	D	Time	Sector 1	Sector 2	Sector 3	T. Spd	Elapsed	Lap	D	Time	Sector 1	Sector 2	Sector 3	T. Spd	Elapsed								
2	3	3:39.609	35.390	1:25.011	1:39.208	316.3	8:01.691	17	3	4:38.070	38.177	1:33.410	2:26.483	282.5	1:19:57.530								
3	3	3:35.123	33.826	1:23.545	1:37.752	304.7	11:36.814	18	3	4:01.947	37.743	1:33.232	1:50.972	281.0	1:23:59.477								
4	3	3:38.751	34.537	1:25.296	1:38.918	321.0	15:15.565	19	3	4:09.282 B	37.667	1:33.022	1:58.593	281.0	1:28:08.759								
5	3	3:37.038	34.331	1:24.433	1:38.274	277.4	18:52.603	20	3	7:39.593 B	2:30.924	1:34.498	3:34.171	283.2	1:35:48.352								
6	3	3:42.055	34.393	1:28.461	1:39.201	318.2	22:34.658	21	3	15:07.508	...	1:35.503	1:57.623	280.3	1:50:55.860								
7	3	3:38.319	34.205	1:24.413	1:39.701	318.2	26:12.977	22	3	4:01.857	37.817	1:33.244	1:50.796	283.2	1:54:57.717								
8	3	3:37.952	33.996	1:24.227	1:39.729	317.2	29:50.929	23	3	5:17.561	38.145	2:48.359	1:51.057	78.2	2:00:15.278								
9	3	3:40.372	35.429	1:24.443	1:40.500	316.3	33:31.301	24	3	5:23.556 B	38.561	2:45.074	1:59.921	80.4	2:05:38.834								
10	3	3:39.770	34.493	1:24.507	1:40.770	307.3	37:11.071	25	2	5:52.991	2:30.775	1:32.834	1:49.382	284.7	2:11:31.825								
11	3	3:47.693 B	35.081	1:25.873	1:46.739	315.4	40:58.764	26	2	4:01.736	37.776	1:33.159	1:50.801	283.9	2:15:33.561								
12	1	15:39.683	...	1:43.529	2:01.426	203.0	56:38.447	27	2	4:00.610	38.192	1:32.264	1:50.154	283.2	2:19:34.171								
13	1	4:01.079	41.624	1:30.773	1:48.682	299.7	1:00:39.526	28	2	4:34.939 B	1:02.104	1:35.441	1:57.394	282.5	2:24:09.110								
14	1	3:55.289 B	36.823	1:27.291	1:51.175	313.6	1:04:34.815	29	2	9:47.267 B	6:18.980	1:32.663	1:55.624	281.0	2:33:56.377								
15	1	7:16.443	4:04.604	1:27.197	1:44.642	310.0	1:11:51.258	30	2	10:47.075 B	4:23.947	3:38.406	2:44.722	79.5	2:44:43.452								
16	1	4:23.778	35.368	1:26.426	2:21.984	311.8	1:16:15.036	31	2	5:35.938	2:13.506	1:32.700	1:49.732	282.5	2:50:19.390								
17	1	4:25.581	36.628	1:26.653	2:22.300	312.7	1:20:40.617	32	2	5:18.312	41.960	2:45.201	1:51.151	80.4	2:55:37.702								
18	1	3:49.409	36.504	1:26.452	1:46.453	314.5	1:24:30.026	33	2	4:07.767 B	37.831	1:33.887	1:56.049	282.5	2:59:45.469								
19	1	3:46.115	35.795	1:27.167	1:43.153	301.3	1:28:16.141	70 Inception Racing							McLaren 720S LMGT3 Evo								
20	1	3:48.746	37.605	1:26.395	1:44.746	319.1	1:32:04.887	1. Brendan IRIBE		3. Frederik SCHANDORFF		LMGT3											
21	1	9:13.755 B	35.790	4:03.463	4:34.502	80.3	1:41:18.642	2. Ollie MILLROY															
22	2	8:10.800	5:00.351	1:28.996	1:41.453	295.6	1:49:29.442	1	1	6:05.996	2:36.592	1:36.834	1:52.570	269.1	6:05.996								
23	2	3:38.991	34.728	1:24.470	1:39.793	315.4	1:53:08.433	2	1	3:59.549	37.535	1:32.247	1:49.767	288.5	10:05.545								
24	2	3:39.822	34.103	1:26.408	1:39.311	318.2	1:56:48.255	3	1	3:58.770	37.596	1:31.880	1:49.294	287.7	14:04.315								
25	2	4:54.786	35.621	2:40.195	1:38.970	80.3	2:01:43.041	4	1	4:01.220	37.895	1:32.633	1:50.692	289.3	18:05.535								
26	2	5:00.510 B	38.231	2:35.068	1:47.211	80.2	2:06:43.551	5	1	4:00.027	37.716	1:31.940	1:50.371	290.8	22:05.562								
27	2	10:37.563	7:29.992	1:24.859	1:42.712	312.7	2:17:21.114	6	1	4:01.987	38.322	1:32.691	1:50.974	286.2	26:07.549								
28	2	3:37.879	35.164	1:24.037	1:38.678	314.5	2:20:58.993	7	1	4:02.065	38.037	1:32.666	1:51.362	284.7	30:09.614								
29	2	4:06.530	59.588	1:26.791	1:40.151	313.6	2:25:05.523	8	1	4:01.479	38.155	1:32.662	1:50.662	283.2	34:11.093								
30	2	3:37.275	33.916	1:23.691	1:39.668	314.5	2:28:42.798	9	1	4:07.819 B	37.875	1:32.778	1:57.166	278.8	38:18.912								
31	2	3:40.034	34.340	1:24.799	1:40.895	318.2	2:32:22.832	10	2	11:40.136	8:16.647	1:33.230	1:50.259	283.9	49:59.048								
32	2	3:44.807 B	34.443	1:24.425	1:45.939	321.0	2:36:07.639	11	2	4:23.391	1:00.285	1:32.867	1:50.239	285.4	54:22.439								
33	2	13:26.186 B	...	1:27.582	1:47.023	303.0	2:49:33.825	12	2	4:01.315	38.864	1:32.790	1:49.661	287.7	58:23.754								
34	2	6:53.320	2:15.514	2:44.455	1:53.351	80.0	2:56:27.145	13	2	4:01.146	38.251	1:32.861	1:50.034	282.5	1:02:24.900								
35	2	3:42.418	33.836	1:25.779	1:42.803	320.1	3:00:09.563	14	2	3:59.821	37.838	1:32.484	1:49.499	282.5	1:06:24.721								
66 JMW Motorsport							Ferrari 296 LMGT3	66								LMGT3							
1. Giacomo PETROBELLI			3. Salih YOLUC																				
2. Larry TEN VOORDE																							
1	2	5:31.268	1:54.247	1:41.464	1:55.557	273.9	5:31.268	15	2	3:59.908	37.779	1:32.492	1:49.637	279.5	1:10:24.629								
2	2	4:01.657	36.888	1:32.999	1:51.770	276.7	9:32.925	16	2	4:01.879	37.912	1:32.459	1:51.508	277.4	1:14:26.508								
3	2	3:59.676	37.197	1:33.034	1:49.445	283.9	13:32.601	17	2	6:58.762 B	38.340	1:32.554	4:47.868	273.9	1:21:25.270								
4	2	4:00.213	37.240	1:32.090	1:50.883	285.4	17:32.814	18	1	6:25.590	3:00.057	1:33.757	1:51.776	277.4	1:27:50.860								
5	2	4:02.028	37.344	1:33.299	1:51.385	282.5	21:34.842	19	1	4:03.532	37.885	1:33.446	1:52.201	282.5	1:31:54.392								
6	2	4:07.490 B	37.550	1:33.269	1:56.671	283.2	25:42.332	20	1	9:02.991 B	38.211	3:50.118	4:34.662	80.2	1:40:57.383								
7	1	6:04.610	2:38.624	1:34.367	1:51.619	283.9	31:46.942	21	1	23:37.951	...	2:48.919	1:52.300	80.1	2:04:35.334								
8	1	4:03.027	37.971	1:33.510	1:51.546	283.9	35:49.969	22	1	4:03.050	37.781	1:33.198	1:52.071	269.1	2:08:38.384								
9	1	4:02.289	37.943	1:33.612	1:50.734	281.7	39:52.258	23	1	4:04.103	38.763	1:33.843	1:51.497	286.9	2:12:42.487								
10	1	4:04.849	37.769	1:33.620	1:53.460	281.0	43:57.107	24	1	4:01.798	38.133	1:33.179	1:50.486	278.8	2:16:44.285								
11	1	4:02.806	37.997	1:33.775	1:51.034	278.8	47:59.913	25	1	4:11.512 B	37.938	1:33.088	2:00.486	280.3	2:20:55.797								
12	1	4:03.228	37.644	1:33.325	1:52.259	280.3	52:03.141	26	3	5:42.046	2:11.757	1:34.946	1:55.343	285.4	2:26:37.843								
13	1	4:33.481	1:05.523	1:33.381	1:54.577	277.4	56:36.622	27	3	3:59.614	37.790	1:32.151	1:49.673	286.9	2:30:37.457								
14	1	4:07.233 B	37.696	1:33.139	1:56.398	274.6	1:00:43.855	28	3	3:58.939	37.540	1:31.958	1:49.441	284.7	2:34:36.396								
15	3	10:30.110	7:01.304	1:34.790	1:54.016	280.3	1:11:13.965	29	3	4:39.212 B	37.917	1:32.521	2:28.774	285.4	2:39:15.608								
16	3	4:05.495	38.145	1:33.455	1:53.895	280.3	1:15:19.460	30	3	11:14.169	7:50.257	1:32.133	1:51.779	285.4	2:50:29.777								
																31	3	5:22.136 B	39.809	2:46.296	1:56.031	80.0	2:55:51.913
																32	3	5:16.512	1:55.240	1:31.732	1:49.540	287.7	3:01:08.425



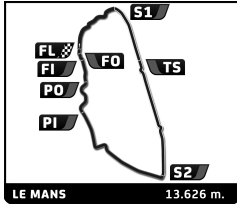
FIA WEC 92^e Edition des 24 Heures du Mans Free Practice 1

Sector Analysis



Lap under Red Flag Invalidated Lap Personal Best Session Best B Crossing the pit lane

Lap	D	Time	Sector 1	Sector 2	Sector 3	T. Spd	Elapsed	Lap	D	Time	Sector 1	Sector 2	Sector 3	T. Spd	Elapsed									
77	Proton Competition 1. Ryan HARDWICK 3. Benjamin BARKER 2. Zacharie ROBICHON Ford Mustang LMGT3																							
								LMGT3																
	1	3	5:48.975	2:04.814	1:44.503	1:59.658	200.7	5:48.975	20	1	1:12:25.39 B	...	1:37.241	2:27.861	253.3	2:39:08.860								
	2	3	4:09.176	39.207	1:35.839	1:54.130	248.7	9:58.151	21	1	1:36.821	8:11.136	1:34.500	1:51.185	284.7	2:50:45.681								
	3	3	4:00.556	37.787	1:32.938	1:49.831	276.7	13:58.707	22	1	5:17.733	39.782	2:46.175	1:51.776	80.1	2:56:03.414								
	4	3	3:59.350	37.443	1:32.046	1:49.861	283.2	17:58.057	23	1	4:01.936	38.231	1:33.063	1:50.642	285.4	3:00:05.350								
	5	3	4:06.686 B	37.738	1:32.533	1:56.415	282.5	22:04.743	81 TF Sport 1. Tom VAN ROMPUY 3. Charlie EASTWOOD 2. Rui ANDRADE Corvette Z06 LMGT3.R															
	6	3	7:42.602	4:18.310	1:32.984	1:51.308	281.7	29:47.345									LMGT3							
	7	3	4:07.899 B	37.677	1:32.734	1:57.488	284.7	33:55.244									1	3	5:09.256	1:31.183	1:40.692	1:57.381	254.5	5:09.256
	8	3	8:22.322	4:58.136	1:33.177	1:51.009	283.2	42:17.566									2	3	4:02.870	38.224	1:33.668	1:50.978	282.5	9:12.126
	9	3	4:07.387 B	37.846	1:32.958	1:56.583	282.5	46:24.953									3	3	4:00.996	37.522	1:33.627	1:49.847	281.0	13:13.122
	10	1	6:13.422	2:42.048	1:35.203	1:56.171	283.2	52:38.375									4	3	4:00.541	37.473	1:33.109	1:49.959	281.0	17:13.663
	11	1	4:32.213	1:05.932	1:34.144	1:52.137	283.9	57:10.588									5	3	4:00.194	37.529	1:33.112	1:49.553	281.0	21:13.857
	12	1	4:02.954	38.072	1:32.565	1:52.317	283.9	1:01:14.542									6	3	4:06.262 B	37.549	1:32.801	1:55.912	281.0	25:20.119
	13	1	4:09.782	38.311	1:33.317	1:58.154	283.9	1:05:24.324									7	3	10:06.421	6:41.319	1:34.138	1:50.964	281.7	35:26.540
	14	1	4:03.911	38.570	1:33.409	1:51.932	283.2	1:09:28.235									8	3	4:00.727	37.513	1:33.796	1:49.418	281.7	39:27.267
	15	1	4:04.541	38.555	1:33.684	1:52.302	282.5	1:13:32.776									9	3	4:06.380 B	37.390	1:33.225	1:55.765	281.7	43:33.647
	16	1	4:07.280	38.088	1:32.715	2:26.477	281.7	1:18:10.056									10	1	5:41.175	2:13.602	1:34.701	1:52.872	281.0	49:14.822
	17	1	4:03.138	38.632	1:33.179	1:51.327	283.9	1:22:13.194									11	1	4:06.807	38.677	1:34.512	1:53.618	283.2	53:21.629
	18	1	4:02.538	38.122	1:33.182	1:51.234	282.5	1:26:15.732									12	1	4:30.432	1:02.484	1:35.003	1:52.945	286.9	57:52.061
	19	1	4:01.804	38.064	1:33.183	1:50.557	283.9	1:30:17.536									13	1	4:05.420	38.698	1:33.943	1:52.779	283.9	1:01:57.481
	20	1	6:37.393 B	38.890	1:34.597	4:23.906	283.2	1:36:54.929									14	1	4:06.323	39.412	1:33.486	1:53.425	290.8	1:06:03.804
	21	2	13:50.457	...	1:36.928	1:53.715	208.4	1:50:45.386									15	1	4:05.020	38.908	1:33.632	1:52.480	286.2	1:10:08.824
	22	2	4:01.028	38.055	1:32.933	1:50.400	285.4	1:54:46.414									16	1	4:03.854	38.687	1:33.636	1:51.531	287.7	1:14:12.678
	23	2	5:06.128	37.652	2:36.959	1:51.517	80.4	1:59:52.542									17	1	4:49.830 B	38.311	1:33.905	2:37.614	282.5	1:19:02.508
	24	2	5:22.464	42.593	2:45.430	1:54.441	80.4	2:05:15.006									18	2	5:50.075	2:22.010	1:35.613	1:52.452	281.0	1:24:52.583
	25	2	4:07.369 B	37.975	1:32.581	1:56.813	289.3	2:09:22.375									19	2	4:06.416	38.606	1:34.495	1:53.315	278.8	1:28:58.999
	26	2	42:10.331	...	1:35.890	1:50.071	251.6	2:51:32.706									20	2	4:21.831 B	38.070	1:34.434	2:09.327	281.7	1:33:20.830
	27	2	5:14.772	39.703	2:44.547	1:50.522	80.2	2:56:47.478									21	2	16:21.685	...	1:36.604	1:54.027	273.9	1:49:42.515
28	2	4:00.336	37.687	1:32.703	1:49.946	286.2	3:00:47.814	22									2	4:05.356	38.289	1:34.355	1:52.712	281.0	1:53:47.871	
78	Akkodis ASP Team 1. Arnold ROBIN 3. Kelvin VAN DER LINDE 2. Timur BOGUSLAVSKIY Lexus RC F LMGT3																							
								LMGT3																
	1	3	5:28.212	1:54.665	1:36.761	1:56.786	277.4	5:28.212									23	2	4:03.818	37.978	1:34.494	1:51.346	278.1	1:57:51.689
	2	3	4:01.090	37.538	1:33.192	1:50.360	283.2	9:29.302									24	2	5:16.142	39.548	2:45.263	1:51.331	80.3	2:03:07.831
	3	3	3:59.701	37.443	1:32.891	1:49.367	281.7	13:29.003									25	2	4:20.843	40.047	1:45.982	1:54.814	276.7	2:07:28.674
	4	3	3:59.122	37.301	1:32.704	1:49.120	283.2	17:28.125	26	2	4:02.245	37.930	1:33.672	1:50.643	283.2	2:11:30.919								
	5	3	4:10.866 B	37.385	1:33.338	2:00.143	278.1	21:38.991	27	2	4:08.068 B	37.934	1:33.451	1:56.683	283.2	2:15:38.987								
	6	3	7:36.333	4:09.818	1:32.935	1:53.580	283.9	29:15.324	28	3	6:39.300	3:12.551	1:34.283	1:52.466	283.9	2:22:18.287								
	7	3	4:02.933	37.609	1:33.970	1:51.354	290.0	33:18.257	29	3	4:24.153	52.652	1:33.968	1:57.533	282.5	2:26:42.440								
	8	3	4:01.868	37.875	1:33.110	1:50.883	283.9	37:20.125	30	3	4:05.567	37.645	1:36.015	1:51.907	283.9	2:30:48.007								
	9	3	4:10.827 B	38.135	1:32.940	1:59.752	290.8	41:30.952	31	3	4:06.375 B	37.727	1:32.852	1:55.796	283.9	2:34:54.382								
	10	2	7:40.622	4:14.481	1:34.346	1:51.795	281.7	49:11.574	32	1	9:05.702 B	3:18.655	3:36.855	2:10.192	118.9	2:44:00.084								
	11	2	4:03.541	38.011	1:33.386	1:52.144	286.2	53:15.115	33	1	6:18.996	2:51.853	1:34.876	1:52.267	281.0	2:50:19.080								
	12	2	4:32.506	1:07.034	1:34.393	1:51.079	283.9	57:47.621	34	1	5:19.990	41.415	2:45.675	1:52.900	80.1	2:55:39.070								
	13	2	4:04.363	38.106	1:34.153	1:52.104	283.2	1:01:51.984	35	1	4:02.789	38.030	1:33.428	1:51.331	281.7	2:59:41.859								
	14	2	4:02.329	38.271	1:33.223	1:50.835	285.4	1:05:54.313	36	1	4:02.590	37.988	1:33.704	1:50.898	283.2	3:03:44.449								
	15	2	4:01.788	37.678	1:33.286	1:50.824	285.4	1:09:56.101	82 TF Sport 1. Hiroshi KOIZUMI 3. Daniel JUNCADELLA 2. Sébastien BAUD Corvette Z06 LMGT3.R															
	16	2	4:03.434	37.886	1:32.756	1:52.792	282.5	1:13:59.535									LMGT3							
	17	2	4:34.313	37.767	1:33.146	2:23.400	276.0	1:18:33.848									1	3	5:04.551	1:25.959	1:40.799	1:57.793	233.7	5:04.551
	18	2	4:02.054	38.184	1:33.078	1:50.792	273.9	1:22:35.902									2	3	4:11.111 B	38.952	1:33.935	1:58.224	285.4	9:15.662
	19	2	4:07.568 B	37.910	1:33.475	1:56.183	273.2	1:26:43.470									3	1	7:32.326	4:00.893	1:36.412	1:55.021	281.0	16:47.988
																	4	1	4:06.730	38.717	1:35.020	1:52.993	283.2	20:54.718
																	5	1	4:07.344	38.385	1:34.686	1:54.273	218.5	25:02.062
																	6	1	4:03.073	37.982	1:33.105	1:51.986	287.7	29:05.135
																	7	1	4:06.588	38.428	1:34.001	1:54.159	257.0	33:11.723



FIA WEC

92^e Edition des 24 Heures du Mans

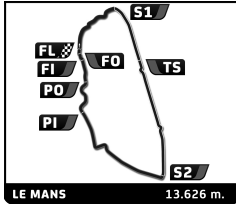
Free Practice 1

Sector Analysis



Lap		D	Time	Sector 1	Sector 2	Sector 3	T. Spd	Elapsed	Lap under Red Flag Invalidated Lap Personal Best Session Best B Crossing the pit lane														
		D	Time	Sector 1	Sector 2	Sector 3	T. Spd	Elapsed	Lap	D	Time	Sector 1	Sector 2	Sector 3	T. Spd	Elapsed							
8	1		4:06.119	38.338	1:33.631	1:54.150	284.7	37:17.842	21	2	3:32.864	33.439	1:21.264	1:38.161	326.8	1:24:08.730							
9	1		4:08.724	38.638	1:33.738	1:56.348	285.4	41:26.566	22	2	3:30.763	33.053	1:21.309	1:36.401	316.3	1:27:39.493							
10	1		4:05.650	38.631	1:33.635	1:53.384	285.4	45:32.216	23	2	3:35.700	33.392	1:23.426	1:38.882	307.3	1:31:15.193							
11	1		4:08.663	39.718	1:33.702	1:55.243	282.5	49:40.879	24	2	7:11.677 B	33.335	2:08.875	4:29.467	310.0	1:38:26.870							
12	1		4:14.805 B	40.528	1:34.187	2:00.090	282.5	53:55.684	25	3	11:17.071	8:08.804	1:25.806	1:42.461	285.4	1:49:43.941							
13	3		5:55.318	2:25.441	1:35.839	1:54.038	281.7	59:51.002	26	3	3:31.343	33.369	1:21.185	1:36.789	312.7	1:53:15.284							
14	3		4:03.013	37.687	1:33.657	1:51.669	282.5	1:03:54.015	27	3	3:30.690	33.207	1:20.935	1:36.548	312.7	1:56:45.974							
15	3		4:01.028	37.485	1:32.850	1:50.693	285.4	1:07:55.043	28	3	4:53.811	35.541	2:37.155	1:41.115	80.6	2:01:39.785							
16	3		4:00.723	37.501	1:32.760	1:50.462	284.7	1:11:55.766	29	3	4:48.347	34.235	2:37.508	1:36.604	80.5	2:06:28.132							
17	3		4:38.424 B	37.372	1:32.851	2:28.201	282.5	1:16:34.190	30	3	3:29.858	33.072	1:20.853	1:35.933	314.5	2:09:57.990							
18	3		5:15.639	1:51.107	1:33.843	1:50.689	283.2	1:21:49.829	31	3	3:30.868	34.027	1:20.450	1:36.391	329.8	2:13:28.858							
19	3		4:00.054	37.374	1:32.595	1:50.085	284.7	1:25:49.883	32	3	3:31.036	33.772	1:20.419	1:36.845	337.0	2:16:59.894							
20	3		4:01.741	38.859	1:32.824	1:50.058	279.5	1:29:51.624	33	3	3:30.732	33.994	1:20.344	1:36.394	331.8	2:20:30.626							
21	3		10:39.616 B	38.260	1:33.248	8:28.108	283.2	1:40:31.240	34	3	3:56.962	57.968	1:22.593	1:36.401	329.8	2:24:27.588							
22	2		10:10.053	6:42.497	1:35.058	1:52.498	276.7	1:50:41.293	35	3	3:29.630	33.326	1:20.448	1:35.856	330.8	2:27:57.218							
23	2		4:03.711	38.800	1:33.583	1:51.328	280.3	1:54:45.004	36	3	3:40.072 B	33.919	1:21.583	1:44.570	328.8	2:31:37.290							
24	2		5:03.671	38.265	2:34.104	1:51.302	80.3	1:59:48.675	37	3	17:58.070	...	1:25.365	1:40.104	287.7	2:49:35.360							
25	2		5:21.721	45.087	2:45.506	1:51.128	80.3	2:05:10.396	38	3	4:47.837	35.704	2:37.151	1:34.982	80.2	2:54:23.197							
26	2		4:02.765	38.071	1:33.430	1:51.264	280.3	2:09:13.161	39	3	3:27.993	32.833	1:20.115	1:35.045	329.8	2:57:51.190							
27	2		4:02.060	38.045	1:33.136	1:50.879	282.5	2:13:15.221	40	3	3:30.099	32.841	1:19.531	1:37.727	334.9	3:01:21.289							
28	2		4:01.241	37.806	1:32.715	1:50.720	283.9	2:17:16.462	<div style="border: 1px solid black; padding: 5px;"> 85 Iron Dames 1. Sarah BOVY 3. Rahel FREY 2. Michelle GATTING Lamborghini Huracan LMGT3 Evo2 </div>														
29	2		4:02.451	38.261	1:33.237	1:50.953	283.9	2:21:18.913															
30	2		4:34.476 B	1:00.943	1:35.763	1:57.770	280.3	2:25:53.389															
31	1		6:13.617	2:37.240	1:39.210	1:57.167	241.5	2:32:07.006															
32	1		4:08.927	39.516	1:34.825	1:54.586	281.7	2:36:15.933															
33	1		6:19.093 B	38.864	2:15.878	3:24.351	283.2	2:42:35.026															
34	3		7:29.113	4:03.433	1:34.166	1:51.514	271.1	2:50:04.139															
35	3		5:16.558	39.566	2:45.455	1:51.537	80.3	2:55:20.697															
36	3		4:00.148	37.890	1:32.533	1:49.725	287.7	2:59:20.845															
37	3		4:05.370 B	37.655	1:32.231	1:55.484	286.2	3:03:26.215															
		83	AF Corse 1. Robert KUBICA 3. Yifei YE 2. Robert SHWARTZMAN					Ferrari 499P HYPERCAR H															
1	1		4:52.440 B	1:25.282	1:33.136	1:54.022	277.4	4:52.440								1	1	4:54.879	1:10.180	1:42.926	2:01.773	221.7	4:54.879
2	1		9:49.215	6:43.996	1:25.774	1:39.445	309.1	14:41.655	2	1	4:18.159 B	39.518	1:36.400	2:02.241	282.5	9:13.038							
3	1		3:29.653	32.980	1:20.810	1:35.863	315.4	18:11.308	3	1	9:00.291	5:30.859	1:36.908	1:52.524	271.1	18:13.329							
4	1		3:30.064	32.863	1:20.293	1:36.908	313.6	21:41.372	4	1	4:02.998	37.877	1:33.590	1:51.531	281.7	22:16.327							
5	1		3:29.309	32.897	1:19.987	1:36.425	333.9	25:10.681	5	1	4:02.971	38.395	1:33.495	1:51.081	282.5	26:19.298							
6	1		3:27.513	32.975	1:19.729	1:34.809	332.9	28:38.194	6	1	4:01.542	37.805	1:33.219	1:50.518	281.0	30:20.840							
7	1		3:31.418	33.856	1:21.612	1:35.950	318.2	32:09.612	7	1	4:01.934	37.766	1:33.388	1:50.780	281.0	34:22.774							
8	1		3:32.549	33.027	1:20.363	1:39.159	316.3	35:42.161	8	1	4:03.816	37.859	1:33.843	1:52.114	284.7	38:26.590							
9	1		3:30.875	33.079	1:21.400	1:36.396	310.0	39:13.036	9	1	4:15.634 B	38.514	1:36.209	2:00.911	280.3	42:42.224							
10	1		3:30.056	32.887	1:20.336	1:36.833	314.5	42:43.092	10	3	33:07.760	...	1:37.584	2:09.525	276.7	1:15:49.984							
11	1		3:28.514	32.982	1:20.171	1:35.361	319.1	46:11.606	11	3	4:36.231	37.873	1:33.787	2:24.571	281.0	1:20:26.215							
12	1		3:30.370	32.763	1:19.795	1:37.812	330.8	49:41.976	12	3	4:04.222	38.036	1:33.753	1:52.433	283.2	1:24:30.437							
13	1		3:37.712 B	33.475	1:20.201	1:44.036	317.2	53:19.688	13	3	4:09.049 B	37.986	1:33.236	1:57.827	281.7	1:28:39.486							
14	2		4:48.415	1:46.159	1:23.261	1:38.995	308.2	58:08.103	14	3	21:15.729	...	1:36.555	1:57.233	263.2	1:49:55.215							
15	2		3:33.954	33.905	1:21.756	1:38.293	323.9	1:01:42.057	15	3	4:03.654	38.448	1:33.088	1:52.118	284.7	1:53:58.869							
16	2		3:41.105	34.609	1:22.244	1:44.252	334.9	1:05:23.162	16	3	4:07.132	37.835	1:34.156	1:55.141	285.4	1:58:06.001							
17	2		3:32.290	33.405	1:21.053	1:37.832	313.6	1:08:55.452	17	3	5:17.378	40.821	2:44.869	1:51.688	80.2	2:03:23.379							
18	2		3:30.708	33.341	1:20.897	1:36.470	312.7	1:12:26.160	18	3	4:19.827 B	39.702	1:41.816	1:58.309	278.1	2:07:43.206							
19	2		4:06.424	33.298	1:21.058	2:12.068	311.8	1:16:32.584	19	2	9:26.310	5:54.078	1:39.125	1:53.107	225.8	2:17:09.516							
20	2		4:03.282	33.321	1:20.700	2:09.261	317.2	1:20:35.866	20	2	4:00.060	37.633	1:32.719	1:49.708	285.4	2:21:09.576							
									21	2	4:26.487	1:00.513	1:35.974	1:50.000	276.7	2:25:36.063							
									22	2	4:05.484	38.537	1:33.003	1:53.944	281.0	2:29:41.547							
									23	2	4:00.733	38.039	1:32.964	1:49.730	282.5	2:33:42.280							
									24	2	4:06.257 B	37.683	1:32.788	1:55.786	281.0	2:37:48.537							
									25	2	12:13.832	8:38.626	1:40.196	1:55.010	224.9	2:50:02.369							
									26	2	5:17.773	40.253	2:46.017	1:51.503	80.4	2:55:20.142							
									27	2	3:59.629	37.507	1:32.670	1:49.452	284.7	2:59:19.771							
									28	2	3:59.456	37.480	1:32.622	1:49.354	282.5	3:03:19.227							





FIA WEC

92^o Edition des 24 Heures du Mans

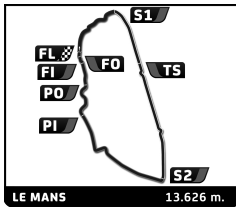
Free Practice 1

Sector Analysis



Lap under Red Flag											Invalidated Lap	Personal Best	Session Best	B Crossing the pit lane					
Lap	D	Time	Sector 1	Sector 2	Sector 3	T. Spd	Elapsed		Lap	D	Time	Sector 1	Sector 2	Sector 3	T. Spd	Elapsed			
86		GR Racing		Ferrari 296 LMGT3															
		1. Michael WAINWRIGHT		3. Riccardo PERA		LMGT3													
		2. Daniel SERRA																	
1	2	6:37.067	B	2:16.559	1:58.868	2:21.640	205.3	6:37.067	29	2	3:59.825	38.129	1:32.353	1:49.343	287.7	2:32:44.106			
2	2	8:55.014		5:26.128	1:35.120	1:53.766	281.0	15:32.081	30	2	4:05.322	B	37.647	1:31.773	1:55.902	287.7	2:36:49.428		
3	2	4:01.839		37.270	1:32.744	1:51.825	281.0	19:33.920	31	2	7:56.622	B	1:57.567	3:14.434	2:44.621	84.9	2:44:46.050		
4	2	3:59.277		36.995	1:32.530	1:49.752	281.7	23:33.197	32	2	5:39.886		2:13.739	1:34.212	1:51.935	278.8	2:50:25.936		
5	2	4:02.251		38.196	1:32.770	1:51.285	283.9	27:35.448	33	2	5:16.823		39.612	2:45.329	1:51.882	80.0	2:55:42.759		
6	2	4:00.197		37.662	1:32.548	1:49.987	282.5	31:35.645	34	2	4:05.593		37.085	1:31.298	1:57.210	286.9	2:59:48.352		
7	2	4:13.196	B	37.490	1:32.839	2:02.867	283.2	35:48.841	35	2	3:57.808		37.033	1:31.534	1:49.241	284.7	3:03:46.160		
8	2	9:48.602		6:25.086	1:32.755	1:50.761	282.5	45:37.443											
9	2	4:01.852		37.345	1:32.358	1:52.149	282.5	49:39.295											
10	2	4:02.504		38.441	1:32.137	1:51.926	283.9	53:41.799											
11	2	4:21.687	B	53.126	1:32.519	1:56.042	285.4	58:03.486											
12	2	6:53.682		3:30.238	1:32.361	1:51.083	285.4	1:04:57.168											
13	2	3:59.974		37.380	1:32.419	1:50.175	283.9	1:08:57.142											
14	2	4:00.747		37.821	1:32.442	1:50.484	285.4	1:12:57.889											
15	2	4:47.036	B	38.559	1:32.746	2:35.731	286.2	1:17:44.925											
16	1	10:11.795		6:36.612	1:38.670	1:56.513	278.1	1:27:56.720											
17	1	4:07.469		38.592	1:35.033	1:53.844	283.2	1:32:04.189											
18	1	9:26.085	B	39.082	4:14.393	4:32.610	80.1	1:41:30.274											
19	1	9:10.564		5:40.369	1:36.478	1:53.717	281.7	1:50:40.838											
87		Akkodis ASP Team		Lexus RC F LMGT3															
		1. Takeshi KIMURA		3. Jack HAWKSWORTH		LMGT3													
		2. Esteban MASSON																	
1	3	5:23.078		1:53.359	1:36.680	1:53.039	279.5	5:23.078											
2	3	4:01.159		37.165	1:32.924	1:51.073	283.2	9:24.237											
3	3	3:59.798		37.206	1:32.154	1:50.438	283.2	13:24.035											
4	3	3:58.653		37.091	1:32.229	1:49.333	283.2	17:22.688											
5	3	4:00.559		37.114	1:32.344	1:51.101	283.2	21:23.247											
6	3	4:07.143	B	37.462	1:32.500	1:57.181	286.9	25:30.390											
7	3	9:24.341		6:01.016	1:32.848	1:50.477	285.4	34:54.731											
8	3	3:59.989		37.678	1:32.382	1:49.929	283.9	38:54.720											
9	3	3:59.632		37.420	1:32.353	1:49.859	283.9	42:54.352											
10	3	4:01.056		37.589	1:33.103	1:50.364	257.6	46:55.408											
11	3	4:10.949	B	37.541	1:33.243	2:00.165	277.4	51:06.357											
12	1	7:27.704		3:55.425	1:36.893	1:55.386	285.4	58:34.061											
13	1	4:07.564		38.650	1:34.676	1:54.235	286.2	1:02:41.622											
14	1	4:06.063		38.655	1:34.603	1:52.805	282.5	1:06:47.685											
15	1	4:05.528		38.263	1:34.593	1:52.672	282.5	1:10:53.213											
16	1	4:11.999		38.161	1:34.275	1:59.563	283.9	1:15:05.212											
17	1	4:41.123		38.675	1:34.670	2:27.778	283.2	1:19:46.335											
18	1	4:06.233		38.868	1:34.328	1:53.037	283.9	1:23:52.568											
19	1	4:12.646	B	38.286	1:34.403	1:59.957	283.9	1:28:05.214											
20	1	7:46.768	B	2:33.214	1:37.970	3:35.584	255.1	1:35:51.982											
21	1	14:41.566		...	1:38.010	1:56.055	279.5	1:50:33.548											
22	1	4:05.763		39.534	1:33.863	1:52.366	285.4	1:54:39.311											
23	1	4:46.188		37.947	2:16.557	1:51.684	80.1	1:59:25.499											
24	1	5:19.828		41.267	2:46.389	1:52.172	80.2	2:04:45.327											
25	1	4:10.928	B	37.932	1:33.811	1:59.185	286.2	2:08:56.255											
26	1	9:45.840	B	6:10.436	1:35.992	1:59.412	278.1	2:18:42.095											
27	2	6:00.163		2:31.107	1:37.461	1:51.595	276.0	2:24:42.258											
28	2	4:02.023		37.775	1:33.382	1:50.866	283.9	2:28:44.281											
88		Proton Competition		Ford Mustang LMGT3															
		1. Giorgio RODA		3. Dennis OLSEN		LMGT3													
		2. Mikkel PEDERSEN																	
1	3	5:01.755		1:12.684	1:48.322	2:00.749	189.1	5:01.755											
2	3	4:11.652	B	38.689	1:33.777	1:59.186	269.1	9:13.407											
3	3	4:54.169		1:31.878	1:32.676	1:49.615	282.5	14:07.576											
4	3	4:20.232	B	37.215	1:38.775	2:04.242	285.4	18:27.808											
5	3	14:52.799		...	1:41.817	1:57.566	193.5	33:20.607											
6	3	4:04.126		38.409	1:35.233	1:50.484	266.5	37:24.733											
7	3	4:00.704		37.435	1:32.299	1:50.970	285.4	41:25.437											
8	3	4:03.527		38.148	1:32.759	1:52.620	283.9	45:28.964											
9	3	3:58.489		37.435	1:31.858	1:49.196	285.4	49:27.453											
10	3	4:08.945	B	40.313	1:32.599	1:56.033	282.5	53:36.398											
11	1	6:09.669	B	2:35.154	1:34.528	1:59.987	283.2	59:46.067											
12	1	7:40.891		4:12.022	1:34.735	1:54.134	281.0	1:07:26.958											
13	1	4:03.265		38.299	1:33.614	1:51.352	284.7	1:11:30.223											
14	1	4:20.219		38.948	1:32.760	2:08.511	284.7	1:15:50.442											
15	1	4:38.989		38.130	1:33.490	2:27.369	283.9	1:20:29.431											
16	1	4:03.142		38.428	1:33.499	1:51.215	283.9	1:24:32.573											
17	1	4:02.204		38.424	1:32.872	1:50.908	284.7	1:28:34.777											
18	1	4:11.262	B	38.610	1:33.704	1:58.948	281.7	1:32:46.039											
19	1	17:38.267		...	1:35.013	1:53.446	281.0	1:50:24.306											
20	1	4:05.972		38.572	1:34.096	1:53.304	280.3	1:54:30.278											
21	1	4:37.769		37.924	2:07.287	1:52.558	80.6	1:59:08.047											
22	1	5:25.596		47.162	2:46.118	1:52.316	78.6	2:04:33.643											
23	1	4:03.921		38.147	1:34.025	1:51.749	280.3	2:08:37.564											
24	1	6:51.460	B	38.816	1:35.199	4:37.445	283.2	2:15:29.024											
25	1	5:11.119	B	1:35.977	1:35.077	2:00.065	280.3	2:20:40.143											
26	1	9:50.663	B	6:15.524	1:35.316	1:59.823	280.3	2:30:30.806											
27	2	5:43.206	B	2:07.598	1:35.503	2:00.105	272.5	2:36:14.012											
91		Manthey EMA		Porsche 911 GT3 R LMGT3															
		1. Yasser SHAHIN		3. Richard LIETZ		LMGT3													
		2. Morris SCHURING																	
1	1	7:09.500		3:31.894	1:40.333	1:57.273	204.1	7:09.500											
2	1	4:06.124		39.546	1:33.575	1:53.000	283.2	11:15.621											
3	1	4:01.992		38.081	1:32.756	1:51.155	285.4	15:17.613											
4	1	4:04.188		37.925	1:33.655	1:52.608	283.9	19:21.801											
5	1	4:01.827		38.216	1:32.371	1:51.240	288.5	23:23.628											
6	1	4:00.936		38.009	1:32.586	1:50.341	285.4	27:24.564											
7	1	4:03.288		37.844	1:33.158	1:52.286	285.4	31:27.852											
8	1	4:02.795		38.200	1:32.287	1:52.308	287.7	35:30.647											
9	1	4:04.736		39.440	1:33.952	1:51.344	267.8	39:35.383											
10	1	4:08.327	B	37.562	1:32.955	1:57.810	281.0	43:43.710											
11	2	5:23.883		1:57.642	1:33.729	1:52.512	283.2	49:07.593											
12	2	4:04.431		38.534	1:33.355	1:52.542	283.2	53:12.024											
13	2	4:30.043		1:05.817	1:32.985	1:51.241	286.2	57:42.067											





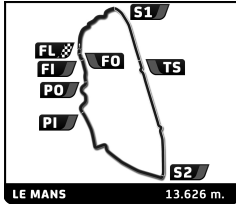
FIA WEC 92^e Edition des 24 Heures du Mans Free Practice 1



Sector Analysis

Lap under Red Flag Invalidated Lap Personal Best Session Best B Crossing the pit lane

Lap	D	Time	Sector 1	Sector 2	Sector 3	T. Spd	Elapsed	Lap	D	Time	Sector 1	Sector 2	Sector 3	T. Spd	Elapsed
14	2	4:00.897	37.631	1:32.775	1:50.491	285.4	1:01:42.964	27	3	3:59.285	37.408	1:32.517	1:49.360	283.2	2:15:23.210
15	2	4:00.339	37.602	1:32.116	1:50.621	286.9	1:05:43.303	28	3	4:05.549 B	37.850	1:32.558	1:55.141	283.9	2:19:28.759
16	2	4:03.474	37.726	1:33.053	1:52.695	282.5	1:09:46.777	29	3	15:39.583	...	1:34.405	1:52.018	280.3	2:35:08.342
17	2	4:02.141	38.452	1:33.347	1:50.342	281.0	1:13:48.918	30	3	6:34.610 B	37.511	1:32.587	3:24.512	282.5	2:40:42.952
18	2	4:31.353	37.717	1:32.313	2:21.323	283.2	1:18:20.271	31	3	9:16.230	5:47.562	1:35.050	1:53.618	241.5	2:49:59.182
19	2	3:59.943	37.554	1:32.445	1:49.944	282.5	1:22:20.214	32	3	5:20.000	41.675	2:44.564	1:53.761	80.5	2:55:19.182
20	2	6:14.849 B	37.547	1:32.536	4:04.766	282.5	1:28:35.063	33	3	3:59.801	37.351	1:32.548	1:49.902	286.2	2:59:18.983
21	3	8:04.628 B	2:17.585	1:35.437	4:11.606	280.3	1:36:39.691	34	3	3:59.393	37.496	1:32.281	1:49.616	284.7	3:03:18.376
22	3	13:24.917	9:53.301	1:37.250	1:54.366	237.8	1:50:04.608	93 Peugeot TotalEnergies 1. Jean-Eric VERGNE 3. Nico MÜLLER 2. Mikkel JENSEN Peugeot 9X8 HYPERCAR H							
23	3	4:02.095	37.698	1:33.495	1:50.902	281.0	1:54:06.703	1	1	7:27.545	4:17.536	1:25.830	1:44.179	282.5	7:27.545
24	3	4:02.271	37.634	1:34.562	1:50.075	254.5	1:58:08.974	2	1	3:30.260	32.933	1:19.925	1:37.402	331.8	10:57.805
25	3	5:23.190	40.052	2:44.292	1:58.846	80.6	2:03:32.164	3	1	3:36.795 B	34.099	1:20.015	1:42.681	332.9	14:34.600
26	3	4:02.532	37.759	1:33.217	1:51.556	281.7	2:07:34.696	4	1	10:17.261	7:14.861	1:23.693	1:38.707	295.6	24:51.861
27	3	4:00.192	37.410	1:32.743	1:50.039	283.2	2:11:34.888	5	1	3:29.390	33.758	1:20.494	1:35.138	332.9	28:21.251
28	3	4:04.209	37.662	1:35.954	1:50.593	286.2	2:15:39.097	6	1	3:28.354	33.114	1:20.078	1:35.162	334.9	31:49.605
29	3	4:01.010	37.632	1:32.720	1:50.658	283.9	2:19:40.107	7	1	3:41.013 B	34.001	1:21.486	1:45.526	326.8	35:30.618
30	3	4:34.122 B	1:00.036	1:36.703	1:57.383	281.7	2:24:14.229	8	1	9:48.995	6:45.925	1:21.652	1:41.418	323.9	45:19.613
31	2	5:23.614	1:58.128	1:34.308	1:51.178	279.5	2:29:37.843	9	1	3:31.122	33.407	1:20.875	1:36.840	314.5	48:50.735
32	3	3:59.720	37.728	1:32.620	1:49.372	283.2	2:33:37.563	10	1	3:35.918 B	35.007	1:19.817	1:41.094	332.9	52:26.653
33	2	3:59.421	37.504	1:32.642	1:49.275	282.5	2:37:36.984	11	2	5:03.542	2:03.492	1:22.459	1:37.591	323.9	57:30.195
34	2	7:07.716 B	48.703	3:33.967	2:45.046	79.9	2:44:44.700	12	2	3:29.709	33.227	1:20.554	1:35.928	332.9	1:00:59.904
35	2	10:38.443	5:57.094	2:48.266	1:53.083	79.8	2:55:23.143	13	2	3:32.934	34.452	1:20.832	1:37.650	336.0	1:04:32.838
36	2	4:00.155	37.611	1:32.586	1:49.958	284.7	2:59:23.298	14	2	3:30.456	33.836	1:20.352	1:36.268	337.0	1:08:03.294
37	2	4:00.511	37.713	1:32.595	1:50.203	285.4	3:03:23.809	15	2	5:04.243 B	33.732	1:20.685	3:09.826	331.8	1:13:07.537
92 Manthey PureRacing 1. Aliaksandr MALYKHIN 3. Klaus BACHLER 2. Joel STURM Porsche 911 GT3 R LMGT3 LMGT3							16	2	3:36.454	6:35.704	1:23.340	1:37.410	323.9	1:22:43.991	
1	1	6:44.159	3:12.548	1:36.853	1:54.758	271.1	6:44.159	17	2	3:37.005	33.738	1:20.579	1:42.688	338.1	1:26:20.996
2	1	4:02.746	38.419	1:33.334	1:50.993	283.2	10:46.905	18	2	3:35.244	33.691	1:21.200	1:40.353	343.4	1:29:56.240
3	1	4:00.800	37.821	1:32.745	1:50.234	285.4	14:47.705	19	2	4:47.609 B	34.463	1:21.825	2:51.321	322.9	1:34:43.849
4	1	4:01.082	37.780	1:32.637	1:50.665	283.9	18:48.787	20	2	18:22.017	...	1:22.596	1:41.456	327.8	1:53:05.866
5	1	4:00.712	37.880	1:32.235	1:50.597	287.7	22:49.499	21	2	3:31.481	33.312	1:20.372	1:37.797	336.0	1:56:37.347
6	1	4:02.512	37.985	1:32.973	1:51.554	283.9	26:52.011	22	2	4:49.835	35.234	2:37.244	1:37.357	80.4	2:01:27.182
7	1	4:01.741	38.220	1:32.584	1:50.937	284.7	30:53.752	23	2	4:49.579	34.907	2:38.043	1:36.629	80.4	2:06:16.761
8	1	4:02.894	38.454	1:32.978	1:51.462	280.3	34:56.646	24	2	3:31.502	33.220	1:21.734	1:36.548	328.8	2:09:48.263
9	1	4:00.273	38.148	1:32.268	1:49.857	284.7	38:56.919	25	2	3:33.391	33.176	1:23.847	1:36.368	331.8	2:13:21.654
10	1	4:07.321 B	38.163	1:32.923	1:56.235	283.2	43:04.240	26	2	3:35.373 B	33.228	1:20.481	1:41.664	333.9	2:16:57.027
11	2	5:57.707	2:33.085	1:33.536	1:51.086	283.2	49:01.947	27	1	9:31.605	6:22.145	1:29.683	1:39.777	269.1	2:26:28.632
12	2	4:06.593	38.072	1:32.943	1:55.578	282.5	53:08.540	28	1	3:29.995	33.078	1:21.193	1:35.724	318.2	2:29:58.627
13	2	4:28.730	1:05.717	1:32.911	1:50.102	284.7	57:37.270	29	1	3:33.577	34.610	1:21.381	1:37.586	333.9	2:33:32.204
14	2	4:01.056	38.024	1:32.780	1:50.252	283.9	1:01:38.326	30	1	3:35.886 B	33.134	1:20.841	1:41.911	332.9	2:37:08.090
15	2	4:02.519	38.134	1:33.855	1:50.530	287.7	1:05:40.845	31	1	14:18.211	...	1:34.261	1:53.007	225.8	2:51:26.301
16	2	4:01.571	37.723	1:32.693	1:51.155	284.7	1:09:42.416	32	1	5:11.289	34.681	2:49.081	1:47.527	80.3	2:56:37.590
17	2	4:00.055	37.664	1:32.612	1:49.779	282.5	1:13:42.471	33	1	3:31.057	32.844	1:20.050	1:38.163	331.8	3:00:08.647
18	2	4:35.039	38.118	1:32.730	2:24.191	283.9	1:18:17.510	94 Peugeot TotalEnergies 1. Stoffel VANDOORNE 3. Loïc DUVAL 2. Paul DI RESTA Peugeot 9X8 HYPERCAR H							
19	2	4:00.148	37.671	1:32.468	1:50.009	283.9	1:22:17.658	1	1	7:21.620	4:12.207	1:29.249	1:40.164	291.6	7:21.620
20	2	4:05.485 B	37.662	1:32.640	1:55.183	284.7	1:26:23.143	2	1	3:29.550	32.647	1:21.265	1:35.639	329.8	10:51.171
21	3	14:18.203 B	6:04.735	3:40.293	4:33.175	79.7	1:40:41.346	3	1	3:30.154	33.187	1:20.232	1:36.735	334.9	14:21.325
22	3	10:27.950	7:02.475	3:33.744	1:51.731	281.7	1:51:09.296	4	1	3:38.141 B	32.801	1:20.119	1:45.221	333.9	17:59.466
23	3	4:01.892	37.809	1:33.183	1:50.900	281.7	1:55:11.188	5	1	10:37.722	7:32.075	1:21.866	1:43.781	331.8	28:37.188
24	3	5:30.386 B	38.961	2:44.188	2:07.237	80.5	2:00:41.574	6	1	3:28.936	33.146	1:20.102	1:35.688	333.9	32:06.124
25	3	6:42.538	2:58.847	1:51.542	1:52.149	271.1	2:07:24.112								
26	3	3:59.813	37.422	1:32.624	1:49.767	281.0	2:11:23.925								



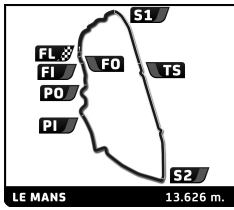
FIA WEC 92^e Edition des 24 Heures du Mans Free Practice 1

Sector Analysis



Lap under Red Flag											Invalidated Lap	Personal Best	Session Best	B Crossing the pit lane	
Lap	D	Time	Sector 1	Sector 2	Sector 3	T. Spd	Elapsed	Lap	D	Time	Sector 1	Sector 2	Sector 3	T. Spd	Elapsed
7	1	3:33.569	33.210	1:20.203	1:40.156	333.9	35:39.693	26	2	4:00.825	37.821	1:32.748	1:50.256	277.4	2:11:27.442
8	1	3:32.174	32.962	1:22.126	1:37.086	327.8	39:11.867	27	2	4:01.843	37.820	1:32.836	1:51.187	283.9	2:15:29.285
9	1	3:32.373	33.057	1:20.763	1:38.553	330.8	42:44.240	28	2	4:00.103	37.539	1:32.151	1:50.413	285.4	2:19:29.388
10	1	3:39.387	B 33.853	1:20.480	1:45.054	338.1	46:23.627	29	2	4:26.615	1:00.789	1:35.257	1:50.569	288.5	2:23:56.003
11	1	8:44.213	5:44.552	1:22.048	1:37.613	327.8	55:07.840	30	2	9:07.721	B 37.688	1:33.196	6:56.837	281.7	2:33:03.724
12	1	3:32.712	33.264	1:21.027	1:38.421	336.0	58:40.552	31	3	7:54.290	B 3:02.312	1:36.738	3:15.240	276.7	2:40:58.014
13	1	3:32.312	33.914	1:21.623	1:36.775	331.8	1:02:12.864	32	3	9:09.514	5:37.685	1:38.618	1:53.211	265.8	2:50:07.528
14	1	3:31.431	33.352	1:21.329	1:36.750	332.9	1:05:44.295	33	3	5:18.397	39.949	2:45.383	1:53.065	80.1	2:55:25.925
15	1	3:38.325	B 33.939	1:21.554	1:42.832	332.9	1:09:22.620	34	3	3:59.216	37.226	1:32.495	1:49.495	284.7	2:59:25.141
16	3	10:00.129	6:24.957	1:22.441	2:12.731	330.8	1:19:22.749	35	3	4:00.559	37.734	1:32.378	1:50.447	286.2	3:03:25.700
17	3	3:31.027	33.558	1:21.103	1:36.366	332.9	1:22:53.776	99 Proton Competition 1. Neel JANI 2. Harry TINCKNELL 3. Julien ANDLAUER Porsche 963 HYPERCAR H							
18	3	3:31.776	33.359	1:21.626	1:36.791	331.8	1:26:25.552	1	1	6:00.199	2:12.117	1:45.597	2:02.485	184.6	6:00.199
19	3	3:31.894	34.348	1:20.870	1:36.676	332.9	1:29:57.446	2	1	4:08.973	B 37.622	1:31.326	2:00.025	268.4	10:09.172
20	3	4:53.970	B 36.193	1:21.014	2:56.763	332.9	1:34:51.416	3	1	13:53.550	...	1:25.419	1:40.670	294.0	24:02.722
21	3	19:27.990	B ...	1:58.927	3:00.528	321.0	1:54:19.406	4	1	3:33.238	33.406	1:21.713	1:38.119	326.8	27:35.960
22	1	14:04.335	...	1:25.486	1:38.527	294.8	2:08:23.741	5	1	3:31.474	33.240	1:21.602	1:36.632	329.8	31:07.434
23	1	3:39.533	32.835	1:24.802	1:41.896	329.8	2:12:03.274	6	1	3:31.397	33.127	1:21.474	1:36.796	310.9	34:38.831
24	1	3:30.836	32.834	1:21.104	1:36.898	331.8	2:15:34.110	7	1	3:41.029	B 33.306	1:21.813	1:45.910	310.0	38:19.860
25	1	3:31.448	33.022	1:22.608	1:35.818	309.1	2:19:05.558	8	1	9:03.655	6:02.077	1:23.013	1:38.565	326.8	47:23.515
26	1	4:05.303	B 58.262	1:24.298	1:42.743	331.8	2:23:10.861	9	1	3:33.384	33.127	1:20.654	1:39.603	328.8	50:56.899
27	1	13:42.838	...	1:22.283	1:44.815	331.8	2:36:53.699	10	1	4:02.573	1:03.271	1:21.265	1:38.037	326.8	54:59.472
28	1	6:16.207	B 33.285	2:23.746	3:19.176	328.8	2:43:09.906	11	1	3:33.486	33.453	1:21.714	1:38.319	325.8	58:32.958
29	1	8:40.907	5:33.426	1:28.091	1:39.390	297.2	2:51:50.813	12	1	3:30.245	33.036	1:20.782	1:36.427	332.9	1:02:03.203
30	1	4:54.577	36.837	2:38.341	1:39.399	80.4	2:56:45.390	13	1	3:37.935	B 33.364	1:20.900	1:43.671	331.8	1:05:41.138
31	1	3:30.926	32.723	1:20.250	1:37.953	336.0	3:00:16.316	14	3	5:42.938	2:42.058	1:22.568	1:38.312	326.8	1:11:24.076
95 United Autosports 1. Hiroshi HAMAGUCHI 2. Nicolas PINO 3. Marino SATO LMGT3 Evo															
1	1	5:00.623	1:21.211	1:41.053	1:58.359	278.1	5:00.623	15	3	3:34.531	34.351	1:22.209	1:37.971	328.8	1:14:58.607
2	1	4:03.449	38.568	1:33.715	1:51.166	283.9	9:04.072	16	3	4:07.319	33.257	1:21.267	2:12.795	327.8	1:19:05.926
3	1	3:59.975	37.616	1:32.975	1:49.384	281.7	13:04.047	17	3	3:33.685	34.359	1:21.587	1:37.739	328.8	1:22:39.611
4	1	4:00.355	37.412	1:32.618	1:50.325	280.3	17:04.402	18	3	3:34.644	33.759	1:21.160	1:39.725	330.8	1:26:14.255
5	1	4:07.103	B 37.557	1:32.288	1:57.258	285.4	21:11.505	19	3	3:36.960	B 33.271	1:21.253	1:42.436	326.8	1:29:51.215
6	3	7:42.145	4:14.465	1:38.372	1:49.308	284.7	28:53.650	20	3	29:05.106	...	2:04.856	1:38.237	80.4	1:58:56.321
7	3	3:59.004	37.568	1:32.591	1:48.845	283.9	32:52.654	21	3	4:49.530	35.263	2:37.599	1:36.668	80.4	2:03:45.851
8	3	3:59.534	37.554	1:32.338	1:49.642	283.2	36:52.188	22	3	3:31.100	33.068	1:21.287	1:36.745	329.8	2:07:16.951
9	3	3:59.702	38.013	1:32.500	1:49.189	285.4	40:51.890	23	3	3:29.591	32.704	1:20.460	1:36.427	330.8	2:10:46.542
10	3	4:10.723	B 37.735	1:37.107	1:55.881	252.2	45:02.613	24	3	3:37.407	B 33.458	1:20.644	1:43.305	333.9	2:14:23.949
11	1	7:56.241	4:27.057	1:34.551	1:54.633	280.3	52:58.854	25	3	5:19.873	2:20.340	1:22.772	1:36.761	324.9	2:19:43.822
12	1	4:33.115	1:06.050	1:34.212	1:52.853	283.2	57:31.969	26	3	4:02.544	59.883	1:22.818	1:39.843	329.8	2:23:46.366
13	1	4:05.847	38.738	1:34.918	1:52.191	280.3	1:01:37.816	27	3	3:36.406	B 32.721	1:21.663	1:42.022	328.8	2:27:22.772
14	1	4:04.021	38.334	1:34.393	1:51.294	286.9	1:05:41.837	28	3	9:34.343	B 6:31.374	1:20.844	1:42.125	331.8	2:36:57.115
15	1	4:02.376	38.285	1:33.204	1:50.887	283.9	1:09:44.213	29	3	12:23.516	9:19.858	1:24.097	1:39.561	322.0	2:49:20.631
16	1	4:06.574	40.149	1:33.736	1:52.689	283.2	1:13:50.787	30	3	4:49.608	35.081	2:36.758	1:37.769	80.2	2:54:10.239
17	1	4:36.933	38.655	1:33.534	2:24.744	283.9	1:18:27.720	31	3	3:26.891	32.367	1:19.928	1:34.596	330.8	2:57:37.130
18	1	4:02.609	38.120	1:33.259	1:51.230	282.5	1:22:30.329	32	3	4:49.137	B 32.466	1:20.113	2:56.558	331.8	3:02:26.267
19	1	4:01.335	37.810	1:32.743	1:50.782	282.5	1:26:31.664	155 Spirit of Race 1. Johnny LAURSEN 2. Conrad LAURSEN 3. Jordan TAYLOR Ferrari 296 LMGT3 LMGT3							
20	1	6:30.148	B 37.858	1:33.750	4:18.540	281.0	1:33:01.812	1	3	5:44.206	2:09.392	1:40.629	1:54.185	247.0	5:44.206
21	2	16:51.137	...	1:38.712	1:54.237	282.5	1:49:52.949	2	3	4:03.923	38.176	1:33.825	1:51.922	281.7	9:48.129
22	2	4:02.480	38.353	1:32.970	1:51.157	287.7	1:53:55.429	3	3	4:00.494	37.512	1:32.997	1:49.985	283.2	13:48.623
23	2	4:02.108	37.927	1:33.636	1:50.545	285.4	1:57:57.537	4	3	4:00.966	37.533	1:33.253	1:50.180	282.5	17:49.589
24	2	5:17.929	39.995	2:46.524	1:51.410	80.2	2:03:15.466	5	3	4:00.806	37.609	1:32.814	1:50.383	286.2	21:50.395
25	2	4:11.151	39.066	1:40.262	1:51.823	274.6	2:07:26.617								





FIA WEC 92^e Edition des 24 Heures du Mans Free Practice 1



Sector Analysis

Lap under Red Flag Invalidated Lap Personal Best Session Best Crossing the pit lane

Lap	D	Time	Sector 1	Sector 2	Sector 3	T. Spd	Elapsed	Lap	D	Time	Sector 1	Sector 2	Sector 3	T. Spd	Elapsed
311 Whelen Cadillac Racing Cadillac V-Series.R HYPERCAR H															
1.Luis Felipe DERANI 3.Felipe DRUGOVICH															
2.Jack AITKEN															
1	2	4:53.498 B	1:26.942	1:32.730	1:53.826	229.2	4:53.498	1	2	10:47.997	7:45.691	1:23.426	1:38.880	310.9	15:41.495
2	2	3:30.803	33.034	1:21.466	1:36.303	302.2	19:12.298	3	2	3:29.218	33.227	1:20.541	1:35.450	318.2	22:41.516
3	2	3:29.604	32.930	1:20.458	1:36.216	318.2	26:11.120	4	2	3:31.660	34.039	1:20.627	1:36.994	314.5	29:42.780
4	2	3:32.592	33.791	1:20.734	1:38.067	320.1	33:15.372	5	2	3:34.797	35.087	1:22.243	1:37.467	329.8	36:50.169
5	2	3:28.479	32.802	1:20.774	1:34.903	324.9	40:18.648	6	2	3:33.826	33.143	1:20.601	1:40.082	326.8	43:52.474
6	2	3:28.969	33.188	1:20.481	1:35.300	325.8	47:21.443	7	2	4:37.010 B	32.670	1:20.142	2:44.198	322.9	51:58.453
7	2	15:35.738	...	1:22.094	1:38.825	326.8	1:07:34.191	8	2	3:31.398	33.226	1:21.935	1:36.237	330.8	1:11:05.589
8	2	3:31.398	33.226	1:21.935	1:36.237	330.8	1:11:05.589	9	2	3:43.321 B	33.304	1:20.857	1:49.160	328.8	1:14:48.910
9	2	3:43.321 B	33.304	1:20.857	1:49.160	328.8	1:14:48.910	10	2	10:34.285	7:09.751	1:21.434	2:03.100	317.2	1:25:23.195
10	2	3:36.281 B	33.236	1:20.717	1:42.328	332.9	1:32:31.270	11	2	3:31.794	33.067	1:20.925	1:37.792	328.8	1:28:54.989
11	2	3:36.281 B	33.236	1:20.717	1:42.328	332.9	1:32:31.270	12	2	3:59.264	1:42.698	1:34.609	1:51.957	281.0	2:18:00.258
12	2	3:59.264	1:42.698	1:34.609	1:51.957	281.0	2:18:00.258	13	2	4:04.169	38.795	1:32.743	1:52.631	283.2	2:22:04.427
13	2	4:04.169	38.795	1:32.743	1:52.631	283.2	2:22:04.427	14	2	4:23.733	59.826	1:34.072	1:49.835	283.2	2:26:28.160
14	2	4:23.733	59.826	1:34.072	1:49.835	283.2	2:26:28.160	15	2	3:59.635	37.750	1:32.450	1:49.435	283.2	2:30:27.795
15	2	3:59.635	37.750	1:32.450	1:49.435	283.2	2:30:27.795	16	2	4:06.023 B	37.965	1:32.917	1:55.141	281.0	2:34:33.818
16	2	4:06.023 B	37.965	1:32.917	1:55.141	281.0	2:34:33.818	17	2	8:37.536 B	2:52.881	2:34.257	3:10.398	282.5	2:43:11.354
17	2	8:37.536 B	2:52.881	2:34.257	3:10.398	282.5	2:43:11.354	18	2	4:49.992 B	1:16.061	1:37.645	1:56.286	192.5	4:49.992
18	2	4:49.992 B	1:16.061	1:37.645	1:56.286	192.5	4:49.992	19	2	10:47.954	7:37.822	1:29.517	1:40.615	291.6	15:37.946
19	2	10:47.954	7:37.822	1:29.517	1:40.615	291.6	15:37.946	20	2	3:40.588	34.820	1:25.038	1:40.730	276.0	19:18.534
20	2	3:40.588	34.820	1:25.038	1:40.730	276.0	19:18.534	21	2	3:46.005 B	33.896	1:24.965	1:47.144	318.2	23:04.539
21	2	3:46.005 B	33.896	1:24.965	1:47.144	318.2	23:04.539	22	2	13:23.590	...	1:26.903	1:42.927	291.6	36:28.129
22	2	13:23.590	...	1:26.903	1:42.927	291.6	36:28.129	23	2	3:37.418	34.172	1:24.465	1:38.781	315.4	40:05.547
23	2	3:37.418	34.172	1:24.465	1:38.781	315.4	40:05.547	24	2	3:44.856 B	34.169	1:24.898	1:45.789	311.8	43:50.403
24	2	3:44.856 B	34.169	1:24.898	1:45.789	311.8	43:50.403	25	2	10:48.060	7:40.556	1:26.572	1:40.932	298.8	54:38.463
25	2	10:48.060	7:40.556	1:26.572	1:40.932	298.8	54:38.463	26	2	3:39.118	34.410	1:24.203	1:40.505	318.2	58:17.581
26	2	3:39.118	34.410	1:24.203	1:40.505	318.2	58:17.581	27	2	3:40.877	34.259	1:23.933	1:42.685	318.2	1:01:58.458
27	2	3:40.877	34.259	1:23.933	1:42.685	318.2	1:01:58.458	28	2	3:49.712 B	35.350	1:25.496	1:48.866	317.2	1:05:48.170
28	2	3:49.712 B	35.350	1:25.496	1:48.866	317.2	1:05:48.170	29	1	10:35.992	6:49.452	1:27.835	2:18.705	312.7	1:16:24.162
29	1	10:35.992	6:49.452	1:27.835	2:18.705	312.7	1:16:24.162	30	1	4:21.472	36.009	1:27.213	2:18.250	311.8	1:20:45.634
30	1	4:21.472	36.009	1:27.213	2:18.250	311.8	1:20:45.634	31	1	3:47.426	35.886	1:26.799	1:44.741	317.2	1:24:33.060
31	1	3:47.426	35.886	1:26.799	1:44.741	317.2	1:24:33.060	32	1	3:47.964	36.112	1:27.407	1:44.445	315.4	1:28:21.024
32	1	3:47.964	36.112	1:27.407	1:44.445	315.4	1:28:21.024	33	1	3:45.461	35.672	1:26.472	1:43.317	313.6	1:32:06.485
33	1	3:45.461	35.672	1:26.472	1:43.317	313.6	1:32:06.485	34	1	9:28.364 B	37.479	4:19.120	4:31.765	79.1	1:41:34.849
34	1	9:28.364 B	37.479	4:19.120	4:31.765	79.1	1:41:34.849	35	1	11:13.226	7:56.554	1:29.628	1:47.044	308.2	1:52:48.075
35	1	11:13.226	7:56.554	1:29.628	1:47.044	308.2	1:52:48.075	36	1	3:59.403 B	35.146	1:29.107	1:55.150	286.2	1:56:47.478
36	1	3:59.403 B	35.146	1:29.107	1:55.150	286.2	1:56:47.478	37	1	10:16.866 B	6:06.676	2:20.193	1:49.997	218.5	2:07:04.344
37	1	10:16.866 B	6:06.676	2:20.193	1:49.997	218.5	2:07:04.344	38	3	5:24.888	2:17.923	1:25.707	1:41.258	314.5	2:12:29.232
38	3	5:24.888	2:17.923	1:25.707	1:41.258	314.5	2:12:29.232	39	3	3:42.122	34.495	1:24.585	1:43.042	316.3	2:16:11.354
39	3	3:42.122	34.495	1:24.585	1:43.042	316.3	2:16:11.354								
777 D'Station Racing Aston Martin Vantage AMR LMGT3															
1.Satoshi HOSHINO 3.Marco SØRENSEN															
2.Erwan BASTARD															
1	2	5:42.215 B	2:01.765	1:40.021	2:00.429	260.7	5:42.215	1	2	7:10.217	3:43.284	1:34.511	1:52.422	282.5	12:52.432
2	2	7:10.217	3:43.284	1:34.511	1:52.422	282.5	12:52.432	3	2	4:01.184	37.602	1:32.931	1:50.651	282.5	16:53.616
3	2	4:01.184	37.602	1:32.931	1:50.651	282.5	16:53.616	4	2	4:01.498	37.719	1:32.651	1:51.128	276.7	20:55.114
4	2	4:01.498	37.719	1:32.651	1:51.128	276.7	20:55.114	5	2	4:02.954	38.234	1:33.823	1:50.897	281.0	24:58.068
5	2	4:02.954	38.234	1:33.823	1:50.897	281.0	24:58.068	6	2	4:00.513	37.730	1:32.863	1:49.920	280.3	28:58.581
6	2	4:00.513	37.730	1:32.863	1:49.920	280.3	28:58.581	7	2	4:01.532	37.445	1:33.595	1:50.492	281.0	33:00.113
7	2	4:01.532	37.445	1:33.595	1:50.492	281.0	33:00.113	8	2	4:02.386	38.189	1:33.888	1:50.309	258.2	37:02.499
8	2	4:02.386	38.189	1:33.888	1:50.309	258.2	37:02.499	9	2	4:02.356	37.788	1:32.918	1:51.650	278.1	41:04.855
9	2	4:02.356	37.788	1:32.918	1:51.650	278.1	41:04.855	10	2	4:00.119	37.749	1:32.395	1:49.975	283.9	45:04.974
10	2	4:00.119	37.749	1:32.395	1:49.975	283.9	45:04.974	11	2	4:09.210 B	37.932	1:32.879	1:58.399	284.7	49:14.184
11	2	4:09.210 B	37.932	1:32.879	1:58.399	284.7	49:14.184	12	1	6:41.126	3:09.948	1:37.062	1:54.116	278.1	55:55.310
12	1	6:41.126	3:09.948	1:37.062	1:54.116	278.1	55:55.310	13	1	4:06.286	38.570	1:34.772	1:52.944	279.5	1:00:01.596
13	1	4:06.286	38.570	1:34.772	1:52.944	279.5	1:00:01.596								

