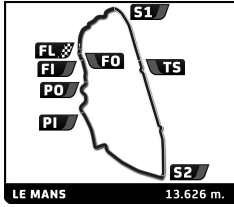


FIA WEC 92^e Edition des 24 Heures du Mans Qualifying Practice



Sector Analysis

Lap under Red Flag											Invalidated Lap	Personal Best	Session Best	B Crossing the pit lane			
Lap	D	Time	Sector 1	Sector 2	Sector 3	T. Spd	Elapsed	Lap	D	Time	Sector 1	Sector 2	Sector 3	T. Spd	Elapsed		
3	3	3:35.257	33.646	1:23.600	1:38.011	312.7	14:25.346	11	3	5:43.486	2:34.518	1:25.690	1:43.278	292.4	44:00.207		
4	3	3:56.300	B	34.232	1:27.537	1:54.531	315.4	18:21.646	12	3	3:28.455	32.540	1:19.997	1:35.918	333.9	47:28.662	
5	3	11:53.568	8:40.434	1:30.819	1:42.315	290.8	30:15.214	13	3	3:28.260	32.548	1:19.702	1:36.010	333.9	50:56.922		
6	3	3:34.963	33.681	1:23.554	1:37.728	314.5	33:50.177	14	3	3:28.624	33.189	1:19.904	1:35.531	334.9	54:25.546		
7	3	3:45.400	B	33.724	1:23.713	1:47.963	314.5	37:35.577	15	3	3:56.062	B	32.199	1:19.012	2:04.851	334.9	58:21.608
8	3	16:02.025	...	1:29.758	1:44.047	297.2	53:37.602	14 AO by TF Oreca 07 - Gibson LMP2 P/A 1.PJ HYETT 3.Alex QUINN 2.Louis DELÉTRAZ									
9	3	3:35.777	33.906	1:23.756	1:38.115	310.9	57:13.379	1	2	4:41.945	1:15.298	1:29.536	1:57.111	290.8	4:41.945		
10	3	9:41.863	B	48.990	4:20.777	4:32.096	80.0	1:06:55.242	2	2	3:35.776	34.240	1:22.910	1:36.626	320.1	8:17.721	
10 Vector Sport Oreca 07 - Gibson LMP2 1.Ryan CULLEN 3.Stéphane RICHELMI 2.Patrick PILET																	
1	2	4:49.013	1:24.246	1:32.112	1:52.655	250.4	4:49.013	3	2	3:33.134	33.587	1:22.524	1:37.023	321.0	11:50.855		
2	2	3:46.351	35.540	1:24.558	1:46.253	322.9	8:35.364	4	2	3:33.252	33.537	1:22.664	1:37.051	322.0	15:24.107		
3	2	3:35.179	33.481	1:23.320	1:38.378	319.1	12:10.543	5	2	4:16.182	B	36.923	1:40.719	1:58.540	240.9	19:40.289	
4	2	3:34.905	33.842	1:23.074	1:37.989	322.0	15:45.448	6	2	11:08.031	8:01.006	1:27.463	1:39.562	300.5	30:48.320		
5	2	3:46.895	B	34.694	1:24.640	1:47.561	320.1	19:32.343	7	2	3:42.139	33.956	1:24.218	1:43.965	318.2	34:30.459	
6	2	5:27.821	2:19.014	1:27.633	1:41.174	301.3	25:00.164	8	2	3:51.573	B	33.916	1:27.984	1:49.673	319.1	38:22.032	
7	2	4:02.558	33.826	1:23.216	2:05.516	319.1	29:02.722	9	2	8:45.545	5:30.264	1:29.450	1:45.831	304.7	47:07.577		
8	2	3:43.021	B	34.121	1:23.514	1:45.386	321.0	32:45.743	10	2	3:40.374	33.573	1:22.987	1:43.814	320.1	50:47.951	
9	2	9:36.232	5:50.163	1:37.506	2:08.563	287.7	42:21.975	11	2	3:41.159	33.513	1:25.699	1:41.947	321.0	54:29.110		
10	2	3:39.938	34.830	1:24.747	1:40.361	313.6	46:01.913	12	2	4:26.396	B	33.510	1:22.992	2:29.894	319.1	58:55.506	
11	2	3:34.407	33.728	1:23.071	1:37.608	320.1	49:36.320	15 BMW M Team WRT BMW M HYBRID V8 HYPERCAR H 1.Dries VANTHOOR 3.Marco WITTMANN 2.Raffaele MARCIELLO									
12	2	3:34.262	33.456	1:22.904	1:37.902	321.0	53:10.582	1	1	3:49.430	41.921	1:24.267	1:43.242	320.1	3:49.430		
13	2	3:51.956	B	34.171	1:26.619	1:51.166	298.8	57:02.538	2	1	3:26.476	32.781	1:19.477	1:34.218	331.8	7:15.906	
11 Isotta Fraschini Isotta Fraschini Tipo6-C HYPERCAR H 1.Carl Wattana BENNETT 3.Antonio SERRAVALLE 2.Jean-Karl VERNAY																	
1	2	4:50.759	1:38.028	1:27.851	1:44.880	237.8	4:50.759	3	1	3:25.231	32.557	1:19.267	1:33.407	332.9	10:41.137		
2	2	4:33.988	1:32.052	1:23.097	1:38.839	324.9	9:24.747	4	1	3:39.836	B	32.667	1:19.594	1:47.575	334.9	14:20.973	
3	2	3:33.498	33.463	1:22.164	1:37.871	303.9	12:58.245	5	1	34:01.840	...	1:23.513	1:51.286	328.8	48:22.813		
4	2	3:30.651	33.478	1:20.707	1:36.466	332.9	16:28.896	6	1	3:24.465	32.479	1:18.889	1:33.097	332.9	51:47.278		
5	2	3:30.180	33.487	1:20.664	1:36.029	334.9	19:59.076	7	1	3:36.100	33.472	1:21.657	1:40.971	332.9	55:23.378		
6	2	3:37.447	B	33.223	1:20.753	1:43.471	330.8	23:36.523	8	1	5:31.360	B	32.370	1:18.677	3:40.313	336.0	1:00:54.738
7	2	8:33.553	5:19.913	1:28.303	1:45.337	309.1	32:10.076	19 Lamborghini Iron Lynx Lamborghini SC63 HYPERCAR H 1.Romain GROSJEAN 3.Matteo CAIROLI 2.Andrea CALDARELLI									
8	2	3:43.196	33.192	1:20.874	1:49.130	329.8	35:53.272	1	2	4:24.203	1:08.060	1:29.000	1:47.143	285.4	4:24.203		
9	2	3:29.865	33.154	1:20.020	1:36.691	332.9	39:23.137	2	2	3:28.347	33.124	1:20.142	1:35.081	333.9	7:52.550		
10	2	3:45.099	B	33.119	1:24.316	1:47.664	329.8	43:08.236	3	2	3:27.655	32.690	1:20.092	1:34.873	334.9	11:20.205	
11	2	7:28.772	4:10.528	1:29.354	1:48.890	249.3	50:37.008	4	2	3:38.834	B	34.156	1:20.449	1:44.229	334.9	14:59.039	
12	2	3:31.359	33.552	1:20.753	1:37.054	336.0	54:08.367	5	2	5:31.373	2:26.396	1:26.848	1:38.129	302.2	20:30.412		
13	2	3:34.052	32.762	1:20.080	1:41.210	332.9	57:42.419	6	2	3:36.408	32.957	1:22.009	1:41.442	328.8	24:06.820		
12 Hertz Team JOTA Porsche 963 HYPERCAR H 1.Will STEVENS 3.Callum ILOTT 2.Norman NATO																	
1	3	4:38.499	1:23.402	1:28.546	1:46.551	258.2	4:38.499	7	2	3:39.598	35.400	1:22.506	1:41.692	329.8	27:46.418		
2	3	3:27.202	32.798	1:19.777	1:34.627	336.0	8:05.701	8	2	3:30.724	32.599	1:21.321	1:36.804	333.9	31:17.142		
3	3	3:26.967	32.921	1:19.762	1:34.184	334.9	11:32.668	9	2	3:35.543	B	33.114	1:20.334	1:42.095	332.9	34:52.685	
4	3	3:25.518	32.402	1:19.254	1:33.862	334.9	14:58.186	10	2	8:48.059	5:45.214	1:26.071	1:36.774	303.0	43:40.744		
5	3	3:38.846	B	32.953	1:19.669	1:46.224	337.0	18:37.032	11	2	3:32.569	32.884	1:21.458	1:38.227	334.9	47:13.313	
6	3	5:20.776	2:10.471	1:26.206	1:44.099	283.9	23:57.808	12	2	3:45.812	B	32.943	1:22.817	1:50.052	334.9	50:59.125	
7	3	3:29.666	33.451	1:20.303	1:35.912	336.0	27:27.474	13	2	5:20.190	2:14.375	1:24.473	1:41.342	328.8	56:19.315		
8	3	3:29.111	32.771	1:19.365	1:36.975	337.0	30:56.585	14	2	7:36.911	B	32.701	2:33.947	4:30.263	330.8	1:03:56.226	
9	3	3:25.145	32.309	1:19.005	1:33.831	336.0	34:21.730	20 BMW M Team WRT BMW M HYBRID V8 HYPERCAR H 1.Sheldon VAN DER LINDE 3.René RAST 2.Robin FRIJNS									
10	3	3:54.991	B	32.478	1:19.345	2:03.168	337.0	38:16.721	1	2	3:53.976	48.542	1:24.518	1:40.916	299.7	3:53.976	
								2	2	3:33.281	32.827	1:21.391	1:39.063	330.8	7:27.257		



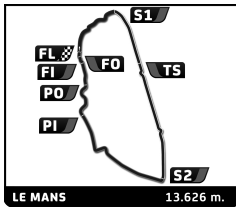
FIA WEC 92^e Edition des 24 Heures du Mans Qualifying Practice



Sector Analysis

Lap under Red Flag Invalidated Lap Personal Best Session Best B Crossing the pit lane

Lap	D	Time	Sector 1	Sector 2	Sector 3	T. Spd	Elapsed	Lap	D	Time	Sector 1	Sector 2	Sector 3	T. Spd	Elapsed			
38																		
		Hertz Team JOTA					Porsche 963											
		1.Oliver RASMUSSEN		3.Jenson BUTTON		HYPERCAR H												
		2.Philip HANSON																
1	2	4:36.611	1:22.778	1:28.324	1:45.509	258.8	4:36.611	3	1	4:00.108	37.651	1:32.661	1:49.796	283.2	12:44.413			
2	2	3:30.815	33.141	1:20.178	1:37.496	333.9	8:07.426	4	1	4:14.762 B	39.125	1:34.447	2:01.190	282.5	16:59.175			
3	2	3:26.643	32.743	1:19.510	1:34.390	333.9	11:34.069	5	3	6:20.082	2:54.593	1:35.281	1:50.208	275.3	23:19.257			
4	2	3:26.290	32.609	1:19.458	1:34.223	334.9	15:00.359	6	3	3:57.347	36.966	1:31.870	1:48.511	283.2	27:16.604			
5	2	3:35.827 B	32.835	1:19.568	1:43.424	334.9	18:36.186	7	3	3:57.453	37.098	1:31.996	1:48.359	283.9	31:14.057			
6	2	5:15.346	2:07.118	1:24.771	1:43.457	290.8	23:51.532	8	3	4:05.764 B	37.589	1:32.106	1:56.069	283.9	35:19.821			
7	2	3:31.481	32.960	1:19.909	1:38.612	332.9	27:23.013	9	3	5:48.043	2:22.207	1:35.227	1:50.609	277.4	41:07.864			
8	2	3:31.069	33.999	1:20.740	1:36.330	331.8	30:54.082	10	3	4:02.376	36.831	1:32.649	1:52.896	282.5	45:10.240			
9	2	3:25.876	32.545	1:19.324	1:34.007	332.9	34:19.958	11	3	3:56.990	36.956	1:31.709	1:48.325	284.7	49:07.230			
10	2	3:39.196 B	32.623	1:22.062	1:44.511	332.9	37:59.154	12	3	3:56.738	37.010	1:31.221	1:48.507	285.4	53:03.968			
11	2	5:06.504	2:01.144	1:25.538	1:39.822	275.3	43:05.658	13	3	4:31.851 B	36.817	1:34.781	2:20.253	281.7	57:35.819			
12	2	3:47.810	33.230	1:20.420	1:54.160	332.9	46:53.468								47	COOL Racing		Oreca 07 - Gibson
13	2	3:35.337	33.020	1:20.640	1:41.677	331.8	50:28.805			1.Naveen RAO		3.Frederik VESTI		LMP2 P/A				
14	2	3:35.341	33.877	1:22.218	1:39.246	332.9	54:04.146			2.Matthew BELL								
15	2	3:32.508	33.050	1:20.343	1:39.115	329.8	57:36.654	1	3	4:53.797	1:30.195	1:34.747	1:48.855	240.9	4:53.797			
44	Proton Competition		Ford Mustang LMGT3															
		1.John HARTSHORNE		3.Christopher MIES		LMGT3												
		2.Ben TUCK																
1	3	5:18.936	1:41.008	1:44.178	1:53.750	260.0	5:18.936	2	3	3:46.924	34.656	1:24.046	1:47.322	321.0	8:39.821			
2	3	4:00.237	37.507	1:31.529	1:51.201	289.3	9:19.173	3	3	3:36.802	34.167	1:24.005	1:38.630	320.1	12:16.623			
3	3	3:56.836	37.061	1:31.279	1:48.496	291.6	13:16.009	4	3	3:36.544	33.979	1:24.012	1:38.553	320.1	15:53.167			
4	3	3:57.323	37.206	1:31.611	1:48.506	290.0	17:13.332	5	3	3:43.767 B	34.197	1:23.584	1:45.986	320.1	19:36.934			
5	3	4:08.650 B	37.492	1:32.111	1:59.047	286.9	21:21.982	6	3	5:02.140	1:49.319	1:31.096	1:41.725	294.8	24:39.074			
6	3	6:54.776	3:13.012	1:36.208	2:05.556	268.4	28:16.758	7	3	3:39.651	34.509	1:23.731	1:41.411	321.0	28:18.725			
7	3	4:03.708	38.780	1:35.891	1:49.037	180.6	32:20.466	8	3	3:39.472	35.397	1:24.698	1:39.377	319.1	31:58.197			
8	3	4:09.638 B	37.551	1:33.140	1:58.947	290.0	36:30.104	9	3	3:42.185	34.873	1:25.473	1:41.839	317.2	35:40.382			
9	3	14:29.817	...	1:48.986	1:59.759	158.4	50:59.921	10	3	3:47.997 B	34.015	1:26.316	1:47.666	320.1	39:28.379			
10	3	3:57.608	37.085	1:31.295	1:49.228	288.5	54:57.529	11	3	5:14.467	2:04.564	1:29.351	1:40.552	260.0	44:42.846			
11	3	6:05.950 B	37.678	1:37.230	3:51.042	240.4	1:01:03.479	12	3	3:50.585	39.167	1:26.468	1:44.950	315.4	48:33.431			
45	CrowdStrike Racing by APR		Oreca 07 - Gibson															
		1.George KURTZ		3.Nicky CATSBURG		LMP2 P/A												
		2.Colin BRAUN																
1	2	4:32.172	1:11.873	1:30.667	1:49.632	281.0	4:32.172	13	3	3:36.233	34.144	1:23.329	1:38.760	322.0	52:09.664			
2	2	3:40.310	34.571	1:23.879	1:41.860	318.2	8:12.482	14	3	3:35.360	33.924	1:23.386	1:38.050	321.0	55:45.024			
3	2	3:55.496 B	34.086	1:24.156	1:57.254	317.2	12:07.978	15	3	7:09.546 B	38.815	2:00.149	4:30.582	290.8	1:02:54.570			
4	2	11:35.056	8:23.328	1:28.533	1:43.195	296.4	23:43.034								50	Ferrari AF Corse		Ferrari 499P
5	2	3:43.182	33.956	1:23.738	1:45.488	316.3	27:26.216			1.Antonio FUOCO		3.Nicklas NIELSEN		HYPERCAR H				
6	2	3:56.759	34.805	1:41.718	1:40.236	319.1	31:22.975			2.Miguel MOLINA								
7	2	3:42.775	34.163	1:25.444	1:43.168	319.1	35:05.750	1	1	4:21.122	1:08.573	1:27.541	1:45.008	279.5	4:21.122			
8	2	3:49.052 B	35.034	1:25.315	1:48.703	280.3	38:54.802	2	1	3:25.321	32.416	1:18.971	1:33.934	336.0	7:46.443			
9	2	9:34.247	6:09.986	1:29.540	1:54.721	298.0	48:29.049	3	1	3:24.731	32.215	1:18.957	1:33.559	336.0	11:11.174			
10	2	3:39.222	34.253	1:23.652	1:41.317	319.1	52:08.271	4	1	4:04.144 B	39.548	1:30.424	1:54.172	288.5	15:15.318			
11	2	3:54.416	33.733	1:23.438	1:57.245	316.3	56:02.687	5	1	32:09.276	...	1:27.849	1:48.624	307.3	47:24.594			
12	2	7:19.568 B	34.411	2:13.117	4:32.040	300.5	1:03:22.255	6	1	3:49.698	36.306	1:26.101	1:47.291	293.2	51:14.292			
46	Team WRT		BMW M4 LMGT3															
		1.Ahmad AL HARTHY		3.Maxime MARTIN		LMGT3												
		2.Valentino ROSSI																
1	1	4:42.909	1:00.196	1:38.075	2:04.638	245.3	4:42.909	7	1	3:40.742	32.416	1:18.980	1:49.346	337.0	54:55.034			
2	1	4:01.396	37.489	1:32.351	1:51.556	289.3	8:44.305	8	1	4:48.141 B	32.083	1:18.765	2:57.293	334.9	59:43.175			
51	Ferrari AF Corse		Ferrari 499P															
		1.Alessandro PIER GUIDI		3.Antonio GIOVINAZZI		HYPERCAR H												
		2.James CALADO																
1	1	4:15.831	1:09.045	1:27.505	1:39.281	269.8	4:15.831	8	1	3:37.602 B	32.085	1:19.049	1:46.468	332.9	31:36.839			
2	1	3:25.421	32.562	1:19.210	1:33.649	336.0	7:41.252	9	1	15:34.391	...	1:25.434	1:39.909	303.0	47:11.230			
3	1	3:25.069	32.232	1:18.830	1:34.007	340.2	11:06.321	10	1	3:33.355	36.419	1:20.596	1:36.340	336.0	50:44.585			
4	1	3:40.923 B	33.057	1:20.701	1:47.165	333.9	14:47.244	10	1	3:25.049	32.148	1:19.232	1:33.669	336.0	54:09.634			
5	1	9:30.685	6:21.031	1:24.264	1:45.390	308.2	24:17.929											
6	1	3:41.308	35.241	1:22.392	1:43.675	318.2	27:59.237											
7	1	3:37.602 B	32.085	1:19.049	1:46.468	332.9	31:36.839											



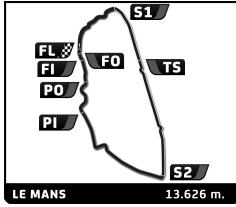
FIA WEC 92^e Edition des 24 Heures du Mans Qualifying Practice



Sector Analysis

Lap under Red Flag Invalidated Lap Personal Best Session Best B Crossing the pit lane

Lap	D	Time	Sector 1	Sector 2	Sector 3	T. Spd	Elapsed	Lap	D	Time	Sector 1	Sector 2	Sector 3	T. Spd	Elapsed	
70	Inception Racing 1. Brendan IRIBE 2. Ollie MILLROY 3. Frederik SCHANDORFF							McLaren 720S LMGT3 Evo LMGT3	3	3	3:56.607	37.004	1:31.705	1:47.898	284.7	12:54.083
								4	3	3:57.293	37.023	1:31.503	1:48.767	289.3	16:51.376	
								5	3	4:03.516 B	36.966	1:31.632	1:54.918	288.5	20:54.892	
	1	3	6:23.548	2:45.930	1:41.032	1:56.586	272.5	6	3	8:17.167	4:52.440	1:34.835	1:49.892	282.5	29:12.059	
	2	3	3:55.480	36.735	1:30.916	1:47.829	289.3	7	3	3:58.738	36.993	1:31.840	1:49.905	285.4	33:10.797	
	3	3	3:59.746	36.751	1:31.676	1:51.319	290.0	8	3	5:09.541 B	37.363	1:31.957	3:00.221	284.7	38:20.338	
	4	3	3:55.406	36.637	1:31.004	1:47.765	292.4	9	3	6:33.488	3:00.921	1:35.355	1:57.212	278.8	44:53.826	
	5	3	5:52.727 B	37.132	1:31.249	3:44.346	290.8	10	3	4:00.127	38.345	1:32.310	1:49.472	285.4	48:53.953	
	6	3	25:53.147	...	1:34.624	1:52.057	283.2	11	3	3:56.780	37.020	1:31.664	1:48.096	285.4	52:50.733	
	7	3	4:01.405	37.616	1:32.358	1:51.431	290.0	12	3	3:56.105	37.040	1:31.387	1:47.678	284.7	56:46.838	
	8	3	4:32.522 B	37.216	1:32.343	2:22.963	291.6	13	3	9:01.258 B	36.963	3:53.318	4:30.977	80.1	1:05:48.096	
77	Proton Competition 1. Ryan HARDWICK 2. Zacharie ROBICHON 3. Benjamin BARKER							Ford Mustang LMGT3 LMGT3	1	3	5:21.550	1:39.296	1:44.251	1:58.003	262.6	5:21.550
	2	3	3:55.888	37.342	1:30.942	1:47.604	288.5	9	17	4:38						
	3	3	3:55.263	36.835	1:30.715	1:47.713	290.8	13	12	7:01						
	4	3	5:25.243 B	38.736	1:34.414	3:12.093	231.2	18	37	9:44						
78	Akkodis ASP Team 1. Arnold ROBIN 2. Timur BOGUSLAVSKIY 3. Kelvin VAN DER LINDE							Lexus RC F LMGT3 LMGT3	1	3	5:18.032	1:45.794	1:38.751	1:53.487	257.0	5:18.032
	2	3	3:58.416	37.396	1:32.154	1:48.866	286.9	9	16	4:48						
	3	3	3:57.441	36.993	1:31.897	1:48.551	288.5	13	13	8:89						
	4	3	3:57.696	37.099	1:31.946	1:48.651	286.9	17	11	5:58						
	5	3	4:16.482 B	40.668	1:35.517	2:00.297	262.6	21	28	6:07						
	6	3	6:04.471	2:32.182	1:36.592	1:55.697	272.5	27	32	8:53						
	7	3	3:57.948	37.246	1:31.918	1:48.784	290.0	31	30	4:48						
	8	3	3:57.561	37.083	1:31.942	1:48.536	287.7	35	28	0:47						
	9	3	4:14.294 B	37.881	1:34.058	2:02.355	275.3	39	42	3:41						
	10	3	6:35.216	3:03.217	1:36.920	1:55.079	258.2	46	17	5:57						
	11	3	4:05.054	37.885	1:32.774	1:54.395	286.2	50	22	6:11						
	12	3	4:41.361 B	37.474	1:32.438	2:31.449	288.5	55	03	9:72						
81	TF Sport 1. Tom VAN ROMPUY 2. Rui ANDRADE 3. Charlie EASTWOOD							Corvette Z06 LMGT3.R LMGT3	1	3	5:00.893	1:20.898	1:39.768	2:00.227	240.4	5:00.893
	2	3	3:58.627	37.675	1:32.141	1:48.811	286.9	8	59	5:20						
	3	3	3:57.823	37.323	1:32.046	1:48.454	294.0	12	57	3:43						
	4	3	3:57.514	37.159	1:31.943	1:48.412	286.9	16	54	8:57						
	5	3	4:15.905 B	38.952	1:36.297	2:00.656	286.2	21	10	7:62						
	6	3	8:33.675	5:01.901	1:37.523	1:54.251	269.1	29	44	4:37						
	7	3	3:58.196	36.992	1:32.410	1:48.794	283.9	33	42	6:33						
	8	3	3:58.086	37.259	1:32.125	1:48.702	283.2	37	40	7:19						
	9	3	4:23.283 B	37.085	1:36.114	2:10.084	286.2	42	04	0:02						
	10	3	8:54.570	5:07.769	1:47.222	1:59.579	175.3	50	58	5:72						
	11	3	3:57.296	36.913	1:32.018	1:48.365	284.7	54	55	8:68						
	12	3	6:05.301 B	37.677	1:38.425	3:49.199	252.2	1:01	01	1:69						
82	TF Sport 1. Hiroshi KOIZUMI 2. Sébastien BAUD 3. Daniel JUNCADELLA							Corvette Z06 LMGT3.R LMGT3	1	3	4:56.398	1:16.961	1:40.967	1:58.470	277.4	4:56.398
	2	3	4:01.078	38.190	1:32.202	1:50.686	286.2	8	57	4:76						
83	AF Corse 1. Robert KUBICA 2. Robert SHWARTZMAN 3. Yifei YE							Ferrari 499P HYPERCAR H	1	3	4:06.575	55.263	1:28.981	1:42.331	297.2	4:06.575
	2	3	3:25.766	32.511	1:19.505	1:33.750	333.9	7	32	3:41						
	3	3	3:35.809 B	32.169	1:20.445	1:43.195	339.1	11	08	1:50						
	4	3	5:02.331 B	1:59.595	1:20.524	1:42.212	333.9	16	10	4:41						
	5	3	7:52.709	4:42.223	1:27.213	1:43.273	313.6	24	03	1:90						
	6	3	3:27.297	32.844	1:19.249	1:35.204	340.2	27	30	4:48						
	7	3	3:31.109	32.675	1:19.631	1:38.803	340.2	31	01	5:56						
	8	3	3:32.982 B	32.341	1:19.214	1:41.427	337.0	34	34	5:78						
	9	3	8:56.505	5:41.938	1:27.754	1:46.813	301.3	43	31	0:83						
	10	3	3:34.799	33.960	1:21.654	1:39.185	301.3	47	05	8:82						
	11	3	3:27.657	32.227	1:19.425	1:36.005	339.1	50	33	5:39						
	12	3	3:27.455 B	32.536	1:19.342	1:45.577	338.1	54	10	9:94						
	13	3	6:16.416 B	1:25.093	1:25.403	3:25.920	282.5	1:00	27	4:10						
85	Iron Dames 1. Sarah BOVY 2. Michelle GATTING 3. Rahel FREY							Lamborghini Huracan LMGT3 Evo2 LMGT3	1	2	4:51.177 B	1:10.099	1:42.521	1:58.557	259.4	4:51.177
	2	2	5:18.408	1:49.619	1:34.861	1:53.928	284.7	10	09	5:58						
	3	2	3:57.026	37.062	1:31.267	1:48.697	291.6	14	06	6:11						
	4	2	3:57.253	37.216	1:31.140	1:48.897	291.6	18	03	8:64						
	5	2	4:09.095 B	38.595	1:32.973	1:57.527	278.1	22	12	9:59						
	6	2	6:19.856	2:47.089	1:37.638	1:55.129	249.3	28	32	8:15						
	7	2	3:56.530	37.118	1:31.239	1:48.173	289.3	32	29	3:45						
	8	2	4:06.521 B	37.836	1:32.662	1:56.023	286.9	36	35	8:66						
	9	2	6:38.185	3:10.788	1:36.094	1:51.303	281.7	43	14	0:51						
	10	2	4:00.862	37.069	1:31.462	1:52.331	286.9	47	14	9:13						
	11	2	4:04.739 B	37.213	1:31.371	1:56.155	286.9	51	19	6:52						
87	Akkodis ASP Team 1. Takeshi KIMURA 2. Esteban MASSON 3. Jack HAWKSWORTH							Lexus RC F LMGT3 LMGT3	1	2	5:14.444	1:44.623	1:37.962	1:51.859	268.4	5:14.444
	2	2	4:00.315	37.741	1:32.260	1:50.314	289.3	9	14	7:59						
	3	2	4:05.817	36.709	1:30.846	1:58.262	290.0	13	20	5:76						
	4	2	3:56.563	36.868	1:30.724	1:48.971	291.6	17	17	1:139						
	5	2	4:12.894 B	38.516	1:34.001	2:00.377	269.1	21	30	0:33						
	6	2	6:56.304	3:24.921	1:36.495	1:54.888	234.2	28	26	3:37						
	7	2	3:59.449	37.127	1:31.063	1:51.259	291.6	32	25	7:86						
	8	2	4:09.208 B	37.016	1:32.948	1:59.244	280.3	36	34	9:94						
	9	2	5:18.306	1:49.882	1:36.255	1:52.169	260.7	41	53	3:00						



FIA WEC 92^e Edition des 24 Heures du Mans Qualifying Practice



Sector Analysis

Lap under Red Flag Invalidated Lap Personal Best Session Best B Crossing the pit lane

Lap	D	Time	Sector 1	Sector 2	Sector 3	T. Spd	Elapsed	Lap	D	Time	Sector 1	Sector 2	Sector 3	T. Spd	Elapsed
-----	---	------	----------	----------	----------	--------	---------	-----	---	------	----------	----------	----------	--------	---------

10	2	4:00.493	36.958	1:31.569	1:51.966	285.4	45:53.793
11	2	3:56.561	36.867	1:31.242	1:48.452	288.5	49:50.354
12	2	3:56.754	36.776	1:31.029	1:48.949	294.0	53:47.108
13	2	4:28.572 B	37.349	1:36.355	2:14.868	230.2	58:15.680

88	Proton Competition		Ford Mustang LMGT3	
	1. Giorgio RODA	3. Dennis OLSEN		
	2. Mikkel PEDERSEN			

1	2	5:44.559	2:03.862	1:40.378	2:00.319	259.4	5:44.559
2	2	3:59.401	37.867	1:32.638	1:48.896	284.7	9:43.960
3	2	3:58.144	37.243	1:32.041	1:48.860	284.7	13:42.104
4	2	4:04.625 B	37.203	1:32.088	1:55.334	286.2	17:46.729
5	3	5:34.723	2:13.154	1:32.285	1:49.284	283.2	23:21.452
6	3	4:04.227 B	37.477	1:31.215	1:55.535	289.3	27:25.679
7	3	5:08.597	1:40.059	1:36.166	1:52.372	281.0	32:34.276
8	3	3:59.116	37.518	1:32.481	1:49.117	284.7	36:33.392
9	3	3:57.575	37.357	1:31.473	1:48.745	283.9	40:30.967
10	3	4:03.968 B	37.347	1:31.603	1:55.018	286.9	44:34.935
11	3	7:02.490	3:35.554	1:35.151	1:51.785	273.2	51:37.425
12	3	3:57.221	37.261	1:31.381	1:48.579	288.5	55:34.646
13	3	6:49.494 B	37.307	1:43.290	4:28.897	284.7	1:02:24.140

91	Manthey EMA		Porsche 911 GT3 R LMGT3	
	1. Yasser SHAHIN	3. Richard LIETZ		
	2. Morris SCHURING			

1	3	6:16.677	2:36.074	1:41.572	1:59.031	260.7	6:16.677
2	3	3:57.026	36.918	1:31.816	1:48.292	284.7	10:13.703
3	3	4:06.112 B	36.721	1:31.273	1:58.118	286.2	14:19.815
4	1	8:05.461	4:28.269	1:39.475	1:57.717	283.9	22:25.276
5	1	4:01.476	37.649	1:32.880	1:50.947	285.4	26:26.752
6	1	4:02.146	38.207	1:32.912	1:51.027	286.2	30:28.898
7	1	4:08.577 B	37.759	1:33.258	1:57.560	285.4	34:37.475
8	3	9:14.301	5:43.632	1:35.309	1:55.360	283.2	43:51.776
9	3	3:57.097	36.864	1:31.810	1:48.423	284.7	47:48.873
10	3	3:57.177	36.765	1:31.624	1:48.788	285.4	51:46.050
11	3	4:04.898 B	36.964	1:31.269	1:56.665	285.4	55:50.948

92	Manthey PureRacing		Porsche 911 GT3 R LMGT3	
	1. Aliaksandr MALYKHIN	3. Klaus BACHLER		
	2. Joel STURM			

1	2	5:47.508	2:10.686	1:36.624	2:00.198	288.5	5:47.508
2	2	4:00.153	39.952	1:31.313	1:48.888	288.5	9:47.661
3	2	4:03.776 B	37.460	1:31.972	1:54.344	286.9	13:51.437
4	3	6:54.592	3:27.161	1:35.614	1:51.817	269.8	20:46.029
5	3	3:57.794	37.910	1:31.281	1:48.603	287.7	24:43.823
6	3	3:57.253	37.305	1:31.370	1:48.578	289.3	28:41.076
7	3	3:56.577	37.134	1:30.934	1:48.509	289.3	32:37.653
8	3	4:07.085 B	37.957	1:32.052	1:57.076	286.2	36:44.738
9	3	11:01.363	7:26.143	1:36.830	1:58.390	276.0	47:46.101
10	3	3:57.389	36.956	1:31.142	1:49.291	286.2	51:43.490
11	3	3:56.189	36.995	1:30.882	1:48.312	288.5	55:39.679
12	3	6:56.567 B	37.173	1:55.089	4:24.305	286.2	1:02:36.246

93	Peugeot TotalEnergies		Peugeot 9X8 HYPERCAR H	
	1. Jean-Eric VERGNE	3. Nico MÜLLER		
	2. Mikkel JENSEN			

1	1	15:38.024	...	1:25.977	1:40.181	269.8	15:38.024
---	---	-----------	-----	----------	----------	-------	-----------

2	1	3:26.195	32.435	1:19.376	1:34.384	334.9	19:04.219
3	1	3:26.285	32.544	1:19.586	1:34.155	337.0	22:30.504
4	1	3:41.124 B	34.882	1:21.451	1:44.791	302.2	26:11.628
5	1	5:56.544	2:48.904	1:23.266	1:44.374	279.5	32:08.172
6	1	3:43.079	33.058	1:26.066	1:43.955	328.8	35:51.251
7	1	3:26.545	32.519	1:19.345	1:34.681	331.8	39:17.796
8	1	3:38.648 B	33.339	1:20.714	1:44.595	334.9	42:56.444
9	1	7:39.430	4:23.304	1:25.538	1:50.588	258.2	50:35.874
10	1	3:30.307	32.501	1:19.352	1:38.454	338.1	54:06.181
11	1	3:37.523 B	32.759	1:20.178	1:44.586	336.0	57:43.704

94	Peugeot TotalEnergies		Peugeot 9X8 HYPERCAR H	
	1. Stoffel VANDOORNE	3. Loïc DUVAL		
	2. Paul DI RESTA			

1	1	7:07.476	3:57.435	1:25.193	1:44.848	303.9	7:07.476
2	1	3:27.251	32.585	1:19.706	1:34.960	336.0	10:34.727
3	1	3:44.190 B	32.513	1:19.424	1:52.253	340.2	14:18.917
4	1	9:53.973	6:45.115	1:23.656	1:45.202	319.1	24:12.890
5	1	3:43.545	34.283	1:25.318	1:43.944	286.2	27:56.435
6	1	3:27.469	32.688	1:19.604	1:35.177	334.9	31:23.904
7	1	3:38.394 B	34.055	1:21.946	1:42.393	280.3	35:02.298
8	1	11:25.155	8:16.213	1:25.369	1:43.573	292.4	46:27.453
9	1	3:42.572	32.672	1:21.298	1:48.602	333.9	50:10.025
10	1	3:36.867 B	33.382	1:19.697	1:43.788	338.1	53:46.892
11	1	5:42.943 B	1:32.602	1:21.047	2:49.294	332.9	59:29.835

95	United Autosports		McLaren 720S LMGT3 Evo	
	1. Hiroshi HAMAGUCHI	3. Marino SATO		
	2. Nicolas PINO			

1	3	5:04.566	1:23.150	1:40.906	2:00.510	270.4	5:04.566
2	3	3:57.469	37.585	1:32.117	1:47.767	285.4	9:02.035
3	3	3:58.027	36.979	1:31.912	1:49.136	287.7	13:00.062
4	3	3:57.313	37.038	1:31.549	1:48.726	287.7	16:57.375
5	3	4:08.934 B	38.208	1:33.222	1:57.504	286.9	21:06.309
6	3	7:23.055	3:44.907	1:42.993	1:55.155	221.7	28:29.364
7	3	3:59.272	36.965	1:32.496	1:49.811	285.4	32:28.636
8	3	3:57.848	37.024	1:32.284	1:48.540	283.9	36:26.484
9	3	4:08.050 B	37.311	1:32.164	1:58.575	283.9	40:34.534
10	3	6:55.482	3:17.355	1:44.463	1:53.664	238.8	47:30.016
11	3	3:57.819	37.272	1:31.933	1:48.614	283.9	51:27.835
12	3	3:57.560	36.981	1:32.041	1:48.538	283.2	55:25.395
13	3	6:51.737 B	37.440	1:39.508	4:34.789	283.2	1:02:17.132

99	Proton Competition		Porsche 963 HYPERCAR H	
	1. Neel JANI	3. Julien ANDLAUER		
	2. Harry TINCKNELL			

1	3	10:28.165	7:08.835	1:26.992	1:52.338	286.9	10:28.165
2	3	3:56.225	32.246	1:29.803	1:54.176	333.9	14:24.390
3	3	3:26.053	32.258	1:19.645	1:34.150	333.9	17:50.443
4	3	3:38.606 B	32.572	1:19.598	1:46.436	332.9	21:29.049
5	3	5:08.879	1:59.307	1:25.477	1:44.095	295.6	26:37.928
6	3	3:31.617	32.609	1:20.932	1:38.076	331.8	30:09.545
7	3	3:26.082	32.307	1:19.896	1:33.879	330.8	33:35.627
8	3	3:37.349 B	32.562	1:20.276	1:44.511	328.8	37:12.976
9	3	5:40.949	2:31.104	1:26.548	1:43.297	294.0	42:53.925
10	3	3:28.113	32.232	1:20.146	1:35.735	330.8	46:22.038

