

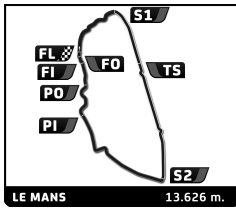
## FIA WEC 92<sup>e</sup> Edition des 24 Heures du Mans Free Practice 4



### Sector Analysis

Lap under Red Flag   Invalidated Lap   Personal Best   Session Best   Crossing the pit lane

Lap	D	Time	Sector 1	Sector 2	Sector 3	T. Spd	Elapsed	Lap	D	Time	Sector 1	Sector 2	Sector 3	T. Spd	Elapsed
<b>2</b>		<b>Cadillac Racing</b>		3.Alex PALOU		Cadillac V-Series.R HYPERCAR H		8	2	3:33.288	33.463	1:21.012	1:38.813	325.8	29:47.294
		1.Earl BAMBER						9	2	3:37.711	34.347	1:21.762	1:41.602	323.9	33:25.005
		2.Alex LYNN						10	2	3:41.606 B	34.106	1:22.336	1:45.164	310.0	37:06.611
1	1	30:18.920 B	...	1:25.385	1:48.728	301.3	30:18.920	11	1	4:40.695	1:34.096	1:24.075	1:42.524	260.7	41:47.306
2	1	6:39.895 B	3:27.296	1:25.368	1:47.231	279.5	36:58.815	12	1	3:41.042 B	34.399	1:21.466	1:45.177	326.8	45:28.348
3	1	11:42.479 B	8:30.752	1:23.776	1:47.951	306.5	48:41.294	13	1	4:54.709 B	1:22.639	1:31.858	2:00.212	272.5	50:23.057
4	3	5:47.114 B	2:10.506	1:28.630	2:07.978	296.4	54:28.408	14	1	4:55.226 B	1:22.265	1:31.043	2:01.918	269.8	55:18.283
5	3	5:33.410	2:07.383	1:30.098	1:55.929	273.9	1:00:01.818	15	1	5:04.794 B	1:26.538	1:35.950	2:02.306	285.4	1:00:23.077
<b>3</b>		<b>Cadillac Racing</b>		3.Scott DIXON		Cadillac V-Series.R HYPERCAR H									
		1.Sébastien BOURDAIS													
		2.Renger VAN DER ZANDE													
1	1	12:59.346	9:52.185	1:27.228	1:39.933	310.0	12:59.346								
2	1	3:38.653	34.952	1:22.633	1:41.068	324.9	16:37.999								
3	1	3:32.690	34.278	1:21.458	1:36.954	323.9	20:10.689								
4	1	3:32.793	33.430	1:22.525	1:36.838	322.0	23:43.482								
5	1	3:34.911	33.493	1:20.880	1:40.538	330.8	27:18.393								
6	1	3:49.275 B	33.841	1:22.388	1:53.046	313.6	31:07.668								
7	3	5:26.671	2:16.033	1:27.809	1:42.829	258.8	36:34.339								
8	3	3:37.713	34.193	1:22.934	1:40.586	328.8	40:12.052								
9	3	3:36.657	33.839	1:22.249	1:40.569	327.8	43:48.709								
10	3	3:34.706	33.969	1:22.310	1:38.427	323.9	47:23.415								
11	3	3:36.206	35.046	1:21.920	1:39.240	329.8	50:59.621								
12	3	4:13.363 B	36.831	1:25.440	2:11.092	321.0	55:12.984								
13	2	6:22.502 B	2:46.524	1:34.748	2:01.230	248.1	1:01:35.486								
<b>4</b>		<b>Porsche Penske Motorsport</b>		3.Nick TANDY		Porsche 963 HYPERCAR H									
		1.Mathieu JAMINET													
		2.Felipe NASR													
1	1	3:49.411	45.862	1:24.989	1:38.560	290.0	3:49.411								
2	1	3:30.766	33.415	1:20.979	1:36.372	327.8	7:20.177								
3	1	3:30.970	33.454	1:20.680	1:36.836	328.8	10:51.147								
4	1	3:43.248 B	37.140	1:21.468	1:44.640	325.8	14:34.395								
5	1	4:16.051	1:15.166	1:21.304	1:39.581	322.0	18:50.446								
6	1	3:30.783	33.276	1:20.639	1:36.868	320.1	22:21.229								
7	1	3:31.800	33.908	1:20.905	1:36.987	317.2	25:53.029								
8	1	3:29.866	33.133	1:20.744	1:35.989	315.4	29:22.895								
9	1	3:34.417	34.327	1:21.877	1:38.213	314.5	32:57.312								
10	1	3:33.640	33.840	1:21.424	1:38.376	316.3	36:30.952								
11	1	3:37.725	33.957	1:20.913	1:42.855	334.9	40:08.677								
12	1	3:33.572	34.768	1:21.337	1:37.467	318.2	43:42.249								
13	1	3:37.995 B	33.237	1:20.373	1:44.385	328.8	47:20.244								
14	1	4:46.285	1:41.796	1:22.461	1:42.028	323.9	52:06.529								
15	1	4:19.891 B	38.117	1:24.041	2:17.733	324.9	56:26.420								
16	1	5:08.361 B	1:28.228	1:36.713	2:03.420	247.6	1:01:34.781								
<b>5</b>		<b>Porsche Penske Motorsport</b>		3.Frédéric MAKOWIECKI		Porsche 963 HYPERCAR H									
		1.Matt CAMPBELL													
		2.Michael CHRISTENSEN													
1	3	3:45.903	41.433	1:25.615	1:38.855	294.8	3:45.903								
2	3	3:31.978	33.617	1:21.601	1:36.760	313.6	7:17.881								
3	3	3:32.872	33.253	1:20.960	1:38.659	322.9	10:50.753								
4	3	3:32.235	34.279	1:20.719	1:37.237	325.8	14:22.988								
5	3	3:33.092	34.175	1:21.912	1:37.005	327.8	17:56.080								
6	3	3:37.996 B	33.365	1:21.021	1:43.610	324.9	21:34.076								
7	2	4:39.930	1:39.513	1:21.545	1:38.872	321.0	26:14.006								
<b>6</b>		<b>Porsche Penske Motorsport</b>		3.Laurens VANTHOOR		Porsche 963 HYPERCAR H									
		1.Kévin ESTRE													
		2.André LOTTERER													
1	3	39:10.620 B	...	1:27.874	1:56.446	285.4	39:10.620								
2	3	9:39.363 B	6:11.578	1:27.417	2:00.368	308.2	48:49.983								
3	3	5:28.090 B	1:49.880	1:28.105	2:10.105	294.8	54:18.073								
4	3	5:08.702	1:39.509	1:35.332	1:53.861	270.4	59:26.775								
5	3	3:59.495	39.342	1:29.638	1:50.515	288.5	1:03:26.270								
<b>7</b>		<b>Toyota Gazoo Racing</b>		3.Nyck DE VRIES		Toyota GR010 - Hybrid HYPERCAR H									
		1.Jose Maria LOPEZ													
		2.Kamui KOBAYASHI													
1	1	4:35.519	1:21.566	1:31.324	1:42.629	256.4	4:35.519								
2	1	3:32.602	33.659	1:20.894	1:38.049	332.9	8:08.121								
3	1	3:31.009	33.858	1:20.724	1:36.427	332.9	11:39.130								
4	1	3:30.184	33.181	1:20.509	1:36.494	331.8	15:09.314								
5	1	3:30.498	33.522	1:20.552	1:36.424	332.9	18:39.812								
6	1	3:31.143	33.612	1:20.678	1:36.853	330.8	22:10.955								
7	1	3:30.842	33.480	1:20.838	1:36.524	324.9	25:41.797								
8	1	3:37.555 B	33.227	1:20.725	1:43.603	326.8	29:19.352								
9	3	4:49.885	1:46.107	1:25.157	1:38.621	275.3	34:09.237								
10	3	3:36.508	34.172	1:23.480	1:38.856	322.9	37:45.745								
11	3	3:54.084	33.577	1:21.356	1:59.151	330.8	41:39.829								
12	3	3:35.973	33.767	1:22.924	1:39.282	327.8	45:15.802								
13	3	3:33.939	33.526	1:21.681	1:38.732	325.8	48:49.741								
14	3	4:01.062 B	35.598	1:26.547	1:58.917	327.8	52:50.803								
15	3	5:37.272 B	2:06.106	1:30.252	2:00.914	276.0	58:28.075								
16	3	4:58.287 B	1:29.674	1:31.236	1:57.377	283.9	1:03:26.362								
<b>8</b>		<b>Toyota Gazoo Racing</b>		3.Ryo HIRAKAWA		Toyota GR010 - Hybrid HYPERCAR H									
		1.Sébastien BUEMI													
		2.Brendon HARTLEY													
1	2	4:34.636	1:20.871	1:31.516	1:42.249	254.5	4:34.636								
2	2	3:31.198	33.609	1:21.068	1:36.521	329.8	8:05.834								
3	2	3:30.100	33.330	1:20.287	1:36.483	331.8	11:35.934								
4	2	3:36.752	33.276	1:20.715	1:42.761	332.9	15:12.686								
5	2	3:29.451	33.058	1:20.378	1:36.015	330.8	18:42.137								
6	2	3:38.943 B	33.011	1:22.403	1:43.529	315.4	22:21.080								
7	1	4:36.232	1:36.631	1:21.600	1:38.001	326.8	26:57.312								
8	1	3:35.539	35.045	1:21.245	1:39.249	325.8	30:32.851								
9	1	3:33.349	33.955	1:21.530	1:37.864	326.8	34:06.200								
10	1	3:33.717	33.815	1:21.494	1:38.408	328.8	37:39.917								
11	1	3:41.885 B	33.059	1:21.023	1:47.803	331.8	41:21.802								
12	3	4:58.979	1:56.263	1:23.813	1:39.903	325.8	46:20.781								
13	3	3:37.061	34.882	1:23.305	1:38.874	331.8	49:57.842								
14	3	4:06.918 B	36.686	1:25.384	2:04.848	322.0	54:04.760								
15	3	5:11.048 B	1:39.555	1:32.715	1:58.778	270.4	59:15.808								



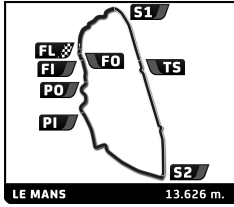
## FIA WEC 92<sup>e</sup> Edition des 24 Heures du Mans Free Practice 4

### Sector Analysis



Lap under Red Flag   Invalidated Lap   Personal Best   Session Best   B Crossing the pit lane

Lap	D	Time	Sector 1	Sector 2	Sector 3	T. Spd	Elapsed	Lap	D	Time	Sector 1	Sector 2	Sector 3	T. Spd	Elapsed		
9		<b>Proton Competition</b> 1. Jonas RIED      3. Bent VISCAAL 2. Maceo CAPIETTO						Oreca 07 - Gibson LMP2			<b>BMW M Team WRT</b> 1. Dries VANTHOOR      3. Marco WITTMANN 2. Raffaele MARCIELLO						BMW M HYBRID V8 HYPERCAR H
1	3	5:20.484	1:58.358	1:33.461	1:48.665	261.3	5:20.484	1	1	3:51.625	48.301	1:24.665	1:38.659	294.8	3:51.625		
2	3	3:47.295	36.368	1:25.537	1:45.390	312.7	9:07.779	2	1	3:29.640	33.191	1:20.113	1:36.336	332.9	7:21.265		
3	3	3:43.567	34.320	1:25.501	1:43.746	311.8	12:51.346	3	1	3:37.202 B	33.065	1:20.362	1:43.775	332.9	10:58.467		
4	3	3:39.843	34.232	1:25.015	1:40.596	311.8	16:31.189	4	1	17:01.960	...	1:25.337	1:41.426	327.8	28:00.427		
5	3	3:44.005 B	34.226	1:24.345	1:45.434	310.9	20:15.194	5	1	3:39.630	36.004	1:22.274	1:41.352	331.8	31:40.057		
6	2	5:40.321	2:32.753	1:25.939	1:41.629	309.1	25:55.515	6	1	3:41.559 B	35.141	1:21.917	1:44.501	333.9	35:21.616		
7	2	3:41.865	35.027	1:25.862	1:40.976	310.0	29:37.380	7	3	5:11.385	2:01.357	1:26.680	1:43.348	304.7	40:33.001		
8	2	3:47.122	36.181	1:25.991	1:44.950	308.2	33:24.502	8	3	3:36.411	34.365	1:22.430	1:39.616	328.8	44:09.412		
9	2	3:43.294	35.891	1:25.151	1:42.252	313.6	37:07.796	9	3	3:38.519 B	33.397	1:21.230	1:43.892	327.8	47:47.931		
10	2	3:49.860 B	34.681	1:25.004	1:50.175	309.1	40:57.656	10	2	5:12.272 B	1:44.382	1:24.806	2:03.084	274.6	53:00.203		
11	1	6:06.611	2:47.550	1:30.574	1:48.487	298.8	47:04.267	11	2	5:49.029 B	1:54.446	1:43.565	2:11.018	222.1	58:49.232		
12	1	3:47.795	36.198	1:27.408	1:44.189	310.9	50:52.062	12	2	5:21.764 B	1:39.366	1:37.619	2:04.779	235.7	1:04:10.996		
13	1	4:13.822 B	36.220	1:27.492	2:10.110	307.3	55:05.884										
10		<b>Vector Sport</b> 1. Ryan CULLEN      3. Stéphane RICHELMI 2. Patrick PILET						Oreca 07 - Gibson LMP2			<b>Lamborghini Iron Lynx</b> 1. Romain GROISJEAN      3. Matteo CAIROLI 2. Andrea CALDARELLI						Lamborghini SC63 HYPERCAR H
1	1	16:00.979	...	1:33.212	1:45.915	247.6	16:00.979	1	3	4:43.763 B	1:14.817	1:34.911	1:54.035	230.2	4:43.763		
2	1	3:42.888	35.334	1:25.592	1:41.962	310.0	19:43.867	2	3	4:51.931	1:48.941	1:23.001	1:39.989	328.8	9:35.694		
3	1	3:44.687	36.348	1:25.797	1:42.542	310.0	23:28.554	3	3	3:34.778	33.551	1:21.197	1:40.030	331.8	13:10.472		
4	1	3:45.191	36.135	1:26.683	1:42.373	316.3	27:13.745	4	3	3:33.566	33.549	1:21.982	1:38.035	331.8	16:44.038		
5	1	3:43.186	35.018	1:25.477	1:42.691	310.9	30:56.931	5	3	3:38.367 B	33.910	1:20.890	1:43.567	331.8	20:22.405		
6	1	3:52.946 B	36.579	1:26.395	1:49.972	313.6	34:49.877	6	1	5:48.554	2:39.178	1:27.493	1:41.883	269.1	26:10.959		
7	3	5:15.088	2:04.008	1:26.569	1:44.511	309.1	40:04.965	7	1	3:35.855	34.041	1:22.276	1:39.538	322.0	29:46.814		
8	3	3:46.033	36.310	1:25.579	1:44.144	312.7	43:50.998	8	1	3:38.673	34.370	1:22.701	1:41.602	321.0	33:25.487		
9	3	3:43.230	35.069	1:25.730	1:42.431	311.8	47:34.228	9	1	3:36.197	35.308	1:21.704	1:39.185	322.9	37:01.684		
10	3	3:43.565	35.496	1:25.066	1:43.003	312.7	51:17.793	10	1	3:41.719 B	34.553	1:21.006	1:46.160	331.8	40:43.403		
11	3	4:22.767 B	38.459	1:27.553	2:16.755	309.1	55:40.560	11	2	9:21.380	6:11.917	1:25.136	1:44.327	298.8	50:04.783		
11		<b>Isotta Fraschini</b> 1. Carl Wattana BENNETT      3. Antonio SERRAVALLE 2. Jean-Karl VERNAY						Isotta Fraschini Tipo6-C HYPERCAR H			<b>BMW M Team WRT</b> 1. Sheldon VAN DER LINDE      3. René RAST 2. Robin FRIJNS						BMW M HYBRID V8 HYPERCAR H
1	2	5:16.849 B	1:56.049	1:27.685	1:53.115	284.7	5:16.849	1	1	3:58.790	50.720	1:27.498	1:40.572	278.8	3:58.790		
2	2	9:02.719	5:58.953	1:23.079	1:40.687	337.0	14:19.568	2	1	3:32.254	33.802	1:21.261	1:37.191	327.8	7:31.044		
3	2	3:47.659 B	36.254	1:22.897	1:48.508	330.8	18:07.227	3	1	3:30.291	33.132	1:20.673	1:36.486	328.8	11:01.335		
4	1	5:19.700	2:15.195	1:24.333	1:40.172	310.9	23:26.927	4	1	3:29.560	33.105	1:20.301	1:36.154	331.8	14:30.895		
5	1	3:37.759	34.618	1:23.574	1:39.567	330.8	27:04.686	5	1	3:40.963 B	34.829	1:20.664	1:45.470	332.9	18:11.858		
6	1	3:37.604	34.094	1:23.170	1:40.340	311.8	30:42.290	6	1	9:04.022	6:03.803	1:21.777	1:38.442	330.8	27:15.880		
7	1	3:39.088	35.231	1:23.040	1:40.817	311.8	34:21.378	7	1	3:49.648 B	35.994	1:21.689	1:51.965	328.8	31:05.528		
8	1	5:11.195 B	34.362	1:23.544	3:13.199	319.1	39:32.483	8	2	19:27.886 B	...	1:37.719	1:57.825	252.8	50:33.414		
								9	2	6:15.106 B	2:41.093	1:31.638	2:02.375	255.7	56:48.520		
								10	2	4:57.736	1:29.302	1:33.243	1:55.191	275.3	1:01:46.256		
14		<b>AO by TF</b> 1. PJ HYETT      3. Alex QUINN 2. Louis DELÉTRAZ						Oreca 07 - Gibson LMP2 P/A			<b>United Autosports</b> 1. Oliver JARVIS      3. Nolan SIEGEL 2. Bijoy GARG						Oreca 07 - Gibson LMP2
1	1	13:18.111 B	9:40.221	1:35.908	2:01.982	244.8	13:18.111	1	3	4:42.850	1:28.281	1:31.152	1:43.417	278.8	4:42.850		
2	1	5:18.120	1:58.927	1:32.801	1:46.392	265.8	18:36.231	2	3	3:39.395	35.230	1:24.633	1:39.532	314.5	8:22.245		
3	1	3:50.114	36.420	1:28.741	1:44.953	273.9	22:26.345	3	3	3:37.873	34.357	1:24.210	1:39.306	314.5	12:00.118		
4	1	3:48.571	36.301	1:28.298	1:43.972	267.8	26:14.916	4	3	3:39.677	35.332	1:24.617	1:39.728	314.5	15:39.795		
5	1	3:45.569	35.600	1:26.724	1:43.245	312.7	30:00.485	5	3	3:45.806 B	35.303	1:24.276	1:46.227	317.2	19:25.601		
6	1	4:14.052 B	37.861	1:31.232	2:04.959	258.8	34:14.537	6	2	6:29.516 B	3:06.351	1:25.330	1:57.835	312.7	25:55.117		



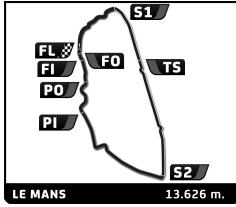
## FIA WEC 92<sup>o</sup> Edition des 24 Heures du Mans Free Practice 4

### Sector Analysis



Lap under Red Flag   Invalidated Lap   Personal Best   Session Best   B Crossing the pit lane

Lap	D	Time	Sector 1	Sector 2	Sector 3	T. Spd	Elapsed	Lap	D	Time	Sector 1	Sector 2	Sector 3	T. Spd	Elapsed
23								28							
<b>United Autosports USA</b> Oreca 07 - Gibson 1. Ben KEATING      3. Benjamin HANLEY      LMP2 P/A 2. Filipe ALBUQUERQUE								<b>IDEC Sport</b> Oreca 07 - Gibson 1. Paul LAFARGUE      3. Reshad DE GÉRUS      LMP2 2. Job VAN UITERT							
1	3	4:44.380	1:29.371	1:31.404	1:43.605	251.6	4:44.380	1	1	16:59.709	...	1:34.387	1:48.205	219.4	16:59.709
2	3	3:39.209	35.586	1:24.397	1:39.226	315.4	8:23.589	2	1	3:50.532	36.670	1:28.081	1:45.781	306.5	20:50.241
3	3	<b>3:37.121</b>	34.228	<b>1:23.843</b>	1:39.050	315.4	12:00.710	3	1	3:46.772	36.048	1:26.590	1:44.134	314.5	24:37.013
4	3	3:46.882 B	35.294	1:24.343	1:47.245	314.5	15:47.592	4	1	<b>3:44.864</b>	<b>35.496</b>	<b>1:26.482</b>	<b>1:42.886</b>	311.8	28:21.877
5	3	9:22.058	6:17.632	1:25.066	1:39.360	287.7	25:09.650	5	1	4:05.713 B	36.662	1:28.900	2:00.151	286.2	32:27.590
6	3	3:37.122	<b>34.195</b>	1:24.151	<b>1:38.776</b>	314.5	28:46.772	6	3	6:27.573	3:05.816	1:31.602	1:50.155	281.0	38:55.163
7	3	3:47.306 B	35.371	1:24.907	1:47.028	310.0	32:34.078	7	3	3:57.146 B	35.916	1:27.987	1:53.243	314.5	42:52.309
24								30							
<b>Nielsen Racing</b> Oreca 07 - Gibson 1. Fabio SCHERER      3. Kyffin SIMPSON      LMP2 2. David HEINEMEIER HANS								<b>Duqueine Team</b> Oreca 07 - Gibson 1. John FALB      3. Jean-Baptiste SIMMENAUE      LMP2 P/A 2. James ALLEN							
1	1	4:23.858	1:08.230	1:32.506	1:43.122	269.8	4:23.858	1	2	7:04.454	3:42.843	1:34.240	<del>1:47.371</del>	220.8	7:04.454
2	1	3:40.770	35.044	1:25.275	1:40.451	313.6	8:04.628	2	2	3:45.908	35.758	1:26.353	1:43.797	309.1	10:50.362
3	1	3:38.732	34.952	1:24.690	1:39.090	316.3	11:43.360	3	2	<b>3:44.707</b>	37.253	1:25.472	<b>1:41.982</b>	315.4	14:35.069
4	1	3:37.922	<b>34.346</b>	1:24.511	1:39.065	314.5	15:21.282	4	2	3:45.531	37.532	1:25.098	1:42.901	313.6	18:20.600
5	1	<b>3:37.416</b>	34.571	<b>1:23.856</b>	<b>1:38.989</b>	314.5	18:58.698	5	2	3:46.476 B	<b>34.663</b>	<b>1:24.619</b>	1:47.194	310.9	22:07.076
6	1	3:44.194 B	34.683	1:24.177	1:45.334	315.4	22:42.892	6	1	4:51.615	1:38.042	1:28.021	1:45.552	310.0	26:58.691
7	3	5:08.336	1:53.877	1:27.994	1:46.465	278.8	27:51.228	7	1	3:52.572	36.401	1:28.502	1:47.669	310.9	30:51.263
8	3	3:45.364	36.542	1:26.059	1:42.763	313.6	31:36.592	8	1	3:57.035	37.280	1:29.183	1:50.572	298.0	34:48.298
9	3	3:51.888 B	37.810	1:25.871	1:48.207	317.2	35:28.480	9	1	3:57.532	36.912	1:28.628	1:51.992	309.1	38:45.830
25								31							
<b>Algarve Pro Racing</b> Oreca 07 - Gibson 1. Matthias KAISER      3. Roman Senna DE ANGELIS      LMP2 2. Olli CALDWELL								<b>Team WRT</b> BMW M4 LMGT3 1. Darren LEUNG      3. Augusto FARFUS      LMGT3 2. Sean GELAE							
1	2	4:38.404	1:17.946	1:34.048	1:46.410	255.1	4:38.404	1	2	5:23.516 B	1:07.118	1:58.144	2:18.254	215.1	5:23.516
2	2	3:40.724	34.970	1:25.296	1:40.458	311.8	8:19.128	2	2	12:56.593	9:31.934	1:33.996	1:50.663	286.2	18:20.109
3	2	<b>3:39.424</b>	<b>34.643</b>	<b>1:24.817</b>	<b>1:39.964</b>	312.7	11:58.552	3	2	<b>4:00.456</b>	<b>37.384</b>	<b>1:32.695</b>	<b>1:50.377</b>	282.5	22:20.565
4	2	3:40.455	35.078	1:24.893	1:40.484	312.7	15:39.007	4	2	4:04.495	40.643	1:34.323	<b>1:49.529</b>	284.7	26:25.060
5	2	3:48.311 B	35.818	1:25.448	1:47.045	312.7	19:27.318	5	2	4:06.916 B	38.131	1:33.119	1:55.666	281.7	30:31.976
6	1	5:29.852	2:19.615	1:26.336	1:43.901	311.8	24:57.170	6	1	5:51.156	2:14.101	1:39.956	1:57.099	229.2	36:23.132
7	1	3:43.471	35.340	1:26.428	1:41.703	312.7	28:40.641	7	1	4:03.800	38.399	1:33.781	1:51.620	286.9	40:26.932
8	1	<del>3:42.933</del>	35.536	<del>1:25.530</del>	1:41.867	310.9	32:23.574	8	1	4:04.566	38.267	1:34.323	1:51.976	283.2	44:31.498
9	1	3:51.054 B	35.968	1:25.629	1:49.457	311.8	36:14.628	9	1	4:03.408	38.023	1:34.079	1:51.306	283.9	48:34.906
10	3	5:43.324	2:33.076	1:26.644	1:43.604	311.8	41:57.952	10	1	4:21.847 B	38.914	1:35.382	2:07.551	278.8	52:56.753
11	3	3:42.162	34.956	1:25.716	1:41.490	312.7	45:40.114								
12	3	3:41.230	34.770	1:25.435	1:41.025	311.8	49:21.344								
13	3	4:10.866 B	36.704	1:26.937	2:07.225	312.7	53:32.210								
14	3	6:17.941	2:38.334	1:37.920	2:01.687	256.4	59:50.151								
15	3	4:17.118	43.118	1:35.973	1:58.027	253.9	1:04:07.269								
27								33							
<b>Heart of Racing Team</b> Aston Martin Vantage AMR LMGT3 1. Ian JAMES      3. Alex RIBERAS      LMGT3 2. Daniel MANCINELLI								<b>DKR Engineering</b> Oreca 07 - Gibson 1. Alexander MATTSCHULL      3. Laurents HÖRR      LMP2 P/A 2. René BINDER							
1	1	5:40.067	2:01.072	1:40.870	1:58.125	230.2	5:40.067	1	2	12:47.929	9:27.634	1:34.691	1:45.604	263.9	12:47.929
2	1	4:07.788	38.523	1:35.244	1:54.021	276.7	9:47.855	2	2	3:48.882	35.294	1:27.064	1:46.524	310.9	16:36.811
3	1	4:12.748 B	38.272	1:34.935	1:59.541	276.7	14:00.603	3	2	<b>3:43.247</b>	<b>35.046</b>	<b>1:25.701</b>	<b>1:42.500</b>	313.6	20:20.058
4	2	5:41.285	2:16.375	1:33.849	<b>1:51.061</b>	278.1	19:41.888	4	2	3:50.539 B	35.266	1:25.861	1:49.412	310.9	24:10.597
5	2	<b>4:02.670</b>	<b>37.912</b>	<b>1:33.403</b>	1:51.355	279.5	23:44.558	5	2	10:41.301	7:26.654	1:28.435	1:46.212	306.5	34:51.898
6	2	4:06.073	40.219	1:34.152	1:51.702	277.4	27:50.631	6	2	3:58.510 B	35.905	1:26.818	1:55.787	308.2	38:50.408
7	2	4:12.719 B	38.450	1:33.602	2:00.667	280.3	32:03.350								
8	2	9:30.612 B	5:33.481	1:43.671	2:13.460	219.9	41:33.962								
34								34							
<b>Inter Europol Competition</b> Oreca 07 - Gibson 1. Jakub SMIECHOWSKI      3. Clément NOVALAK      LMP2 2. Vladislav LOMKO								<b>Inter Europol Competition</b> Oreca 07 - Gibson 1. Jakub SMIECHOWSKI      3. Clément NOVALAK      LMP2 2. Vladislav LOMKO							
1	2	10:31.113	7:04.166	1:37.690	1:49.257	228.7	10:31.113								



## FIA WEC 92<sup>e</sup> Edition des 24 Heures du Mans Free Practice 4

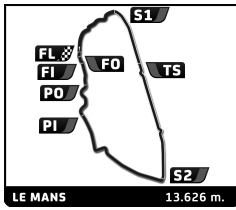
### Sector Analysis



Lap under Red Flag   Invalidated Lap   Personal Best   Session Best   Crossing the pit lane

Lap	D	Time	Sector 1	Sector 2	Sector 3	T. Spd	Elapsed	Lap	D	Time	Sector 1	Sector 2	Sector 3	T. Spd	Elapsed
2	2	3:49.241	36.874	1:29.052	1:43.315	267.8	14:20.354	10	1	3:52.907 B	34.940	1:25.627	1:52.340	300.5	42:57.264
3	2	3:45.258	35.986	1:25.787	1:43.485	301.3	18:05.612	<b>38</b> Hertz Team JOTA 1.Oliver RASMUSSEN   3.Jenson BUTTON 2.Philip HANSON   Porsche 963 HYPERCAR H							
4	2	3:41.579	34.757	1:25.492	1:41.330	306.5	21:47.191	1	3	4:16.208 B	47.713	1:31.344	1:57.151	252.8	4:16.208
5	2	3:48.105 B	35.511	1:25.641	1:46.953	298.8	25:35.296	2	3	5:43.289	2:41.384	1:22.952	1:38.953	326.8	9:59.497
6	1	5:29.220 B	1:58.388	1:33.457	1:57.375	258.2	31:04.516	3	3	3:35.373	34.966	1:22.287	1:38.120	327.8	13:34.870
7	3	7:05.728	3:43.804	1:31.715	1:50.209	281.7	38:10.244	4	3	3:33.584	33.713	1:21.837	1:38.034	328.8	17:08.454
8	3	3:44.749	35.880	1:26.173	1:42.696	303.9	41:54.993	5	3	3:33.345	33.707	1:22.077	1:37.561	327.8	20:41.799
9	3	3:40.529	35.106	1:25.176	1:40.247	310.0	45:35.522	6	3	3:40.386 B	33.720	1:21.882	1:44.784	326.8	24:22.185
10	3	<b>3:38.828</b>	<b>34.470</b>	<b>1:24.429</b>	<b>1:39.929</b>	310.9	49:14.350	7	1	8:29.467	5:26.806	1:23.881	1:38.780	317.2	32:51.652
11	3	4:16.784 B	41.067	1:30.389	2:05.328	287.7	53:31.134	8	1	3:34.873	34.310	1:22.776	1:37.787	332.9	36:26.525
<b>35</b> Alpine Endurance Team   Alpine A424 1.Paul-Loup CHATIN   3.Charles MILESI 2.Ferdinand HABSBURG   HYPERCAR H								9	1	3:35.456	34.616	1:21.967	1:38.873	328.8	40:01.981
1	3	11:34.378	8:28.543	1:27.301	1:38.534	281.0	11:34.378	10	1	<b>3:32.234</b>	<b>33.533</b>	1:21.217	<b>1:37.484</b>	325.8	43:34.215
2	3	<b>3:29.745</b>	33.221	1:20.581	<b>1:35.943</b>	330.8	15:04.123	11	1	<del>3:31.824</del>	33.533	<b>1:21.165</b>	<del>1:37.126</del>	327.8	47:06.039
3	3	3:32.116	33.213	1:20.726	1:38.177	310.9	18:36.239	12	1	<del>3:51.255 B</del>	34.650	<del>1:23.591</del>	1:53.014	325.8	50:57.294
4	3	3:30.514	<b>33.124</b>	1:21.139	1:36.251	324.9	22:06.753	<b>44</b> Proton Competition   Ford Mustang LMGT3 1.John HARTSHORNE   3.Christopher MIES 2.Ben TUCK   LMGT3							
5	3	3:30.073	33.230	<b>1:19.885</b>	1:36.958	334.9	25:36.826	1	3	5:21.258	1:35.551	1:51.386	<b>1:54.321</b>	208.8	5:21.258
6	3	3:45.977 B	33.478	1:27.992	1:44.507	281.0	29:22.803	2	3	4:21.454 B	<b>37.854</b>	<b>1:32.677</b>	2:10.923	286.2	9:42.712
7	2	7:07.604	3:56.880	1:23.948	1:46.776	329.8	36:30.407	3	3	30:37.672 B	...	1:35.718	2:07.386	279.5	40:20.384
8	2	3:34.767	34.118	1:20.664	1:39.985	336.0	40:05.174	4	3	12:34.129	8:57.775	1:36.433	1:59.921	280.3	52:54.513
9	2	3:33.304	34.487	1:20.455	1:38.362	337.0	43:38.478	5	3	4:59.770 B	47.855	1:44.627	2:27.288	236.7	57:54.283
10	2	3:34.139	33.519	1:21.398	1:39.222	284.7	47:12.617	<b>45</b> CrowdStrike Racing by APR   Oreca 07 - Gibson 1.George KURTZ   3.Nicky CATSBURG 2.Colin BRAUN   LMP2 P/A							
11	2	3:40.932 B	33.588	1:20.761	1:46.583	325.8	50:53.549	1	2	14:50.730	...	1:35.892	1:43.352	275.3	14:50.730
12	1	5:51.827 B	2:00.560	1:30.778	2:20.489	272.5	56:45.376	2	2	3:46.215	35.099	1:26.230	1:44.886	310.9	18:36.945
<b>36</b> Alpine Endurance Team   Alpine A424 1.Nicolas LAPIERRE   3.Matthieu VAXIVIERE 2.Mick SCHUMACHER   HYPERCAR H								3	2	<b>3:43.017</b>	36.057	1:25.513	1:41.447	314.5	22:19.962
1	1	5:00.169	1:46.853	1:27.273	1:46.043	272.5	5:00.169	4	2	3:43.948	37.590	<b>1:24.924</b>	<b>1:41.434</b>	311.8	26:03.910
2	1	3:32.202	34.534	1:20.423	1:37.245	331.8	8:32.371	5	2	3:53.400 B	<b>34.985</b>	1:25.799	1:52.616	309.1	29:57.310
3	1	<b>3:30.071</b>	<b>33.228</b>	1:20.523	<b>1:36.320</b>	331.8	12:02.442	<b>46</b> Team WRT   BMW M4 LMGT3 1.Ahmad AL HARTHY   3.Maxime MARTIN 2.Valentino ROSSI   LMGT3							
4	1	3:33.011	34.159	1:20.926	1:37.926	334.9	15:35.453	1	1	4:42.215	1:00.598	1:41.556	2:00.061	263.2	4:42.215
5	1	3:38.768 B	33.605	<b>1:20.282</b>	1:44.881	330.8	19:14.221	2	1	4:05.917	38.979	1:34.865	1:52.073	280.3	8:48.132
6	2	12:56.726	9:48.442	1:26.672	1:41.612	233.1	32:10.947	3	1	4:06.291	38.879	1:34.073	1:53.339	279.5	12:54.423
7	2	3:37.143	35.492	1:22.623	1:39.028	315.4	35:48.090	4	1	4:08.934	39.521	1:36.346	1:53.067	280.3	17:03.357
8	2	3:34.203	34.115	1:21.157	1:38.931	327.8	39:22.293	5	1	4:09.312 B	38.132	1:33.890	1:57.290	282.5	21:12.669
9	2	3:32.451	33.377	1:21.210	1:37.864	329.8	42:54.744	6	2	6:56.103	3:31.007	1:33.854	1:51.242	282.5	28:08.772
10	2	3:40.236 B	33.438	1:20.559	1:46.239	330.8	46:34.980	7	2	4:01.590	37.831	<b>1:32.967</b>	1:50.792	282.5	32:10.362
11	3	5:14.773	2:04.319	1:23.662	1:46.792	303.0	51:49.753	8	2	4:04.085	38.107	1:33.166	1:52.812	283.2	36:14.447
12	3	4:23.918 B	39.749	1:27.758	2:16.411	308.2	56:13.671	9	2	4:04.043	37.719	1:34.301	1:52.023	281.0	40:18.490
13	3	5:04.287	1:34.557	1:33.517	1:56.213	236.2	1:01:17.958	10	2	<b>4:01.396</b>	37.569	1:33.186	<b>1:50.641</b>	281.0	44:19.886
<b>37</b> COOL Racing   Oreca 07 - Gibson 1.Lorenzo FLUXA   3.Ritomo MIYATA 2.Malthe JAKOBSEN   LMP2								11	2	4:07.279 B	<b>37.421</b>	1:33.164	1:56.694	281.0	48:27.165
1	3	8:13.280	4:58.134	1:31.161	1:43.985	290.8	8:13.280	12	3	7:29.813 B	3:31.838	1:36.916	2:21.059	274.6	55:56.978
2	3	3:43.008	36.413	1:25.886	1:40.709	313.6	11:56.288	<b>47</b> COOL Racing   Oreca 07 - Gibson 1.Naveen RAO   3.Frederik VESTI 2.Matthew BELL   LMP2 P/A							
3	3	3:40.565	34.945	1:25.161	1:40.459	306.5	15:36.853	1	1	5:04.165	1:32.140	1:36.260	1:55.765	224.9	5:04.165
4	3	3:38.888	34.630	1:24.535	1:39.723	309.1	19:15.741	2	1	3:54.644	37.425	1:30.295	1:46.924	273.9	8:58.809
5	3	3:39.308	34.624	<b>1:24.205</b>	1:40.479	313.6	22:55.049	3	1	3:56.019	38.347	1:27.921	1:49.751	311.8	12:54.828
6	3	<b>3:38.450</b>	<b>34.446</b>	<b>1:24.500</b>	<b>1:39.504</b>	315.4	26:33.499								
7	3	3:47.172 B	34.728	1:24.832	1:47.612	315.4	30:20.671								
8	1	4:57.659	1:48.195	1:27.172	1:42.292	294.8	35:18.330								
9	1	3:46.027	35.226	1:25.684	1:45.117	298.0	39:04.357								





## FIA WEC 92<sup>e</sup> Edition des 24 Heures du Mans Free Practice 4

### Sector Analysis



Lap under Red Flag   Invalidated Lap   Personal Best   Session Best   Crossing the pit lane

Lap	D	Time	Sector 1	Sector 2	Sector 3	T. Spd	Elapsed	Lap	D	Time	Sector 1	Sector 2	Sector 3	T. Spd	Elapsed
4	1	3:50.281	37.251	1:27.210	1:45.820	310.0	16:45.109	3	1	4:06.461	38.483	1:35.207	1:52.771	279.5	13:15.481
5	1	3:48.043	36.569	1:26.857	1:44.617	310.9	20:33.152	4	1	4:05.239	38.593	1:34.118	1:52.528	260.0	17:20.720
6	1	3:56.607	37.871	1:26.903	1:51.833	308.2	24:29.759	5	1	4:11.128	38.537	1:33.906	1:58.685	281.0	21:31.848
7	2	5:21.314	2:13.640	1:25.826	1:41.848	302.2	29:51.073	6	2	5:53.284	2:22.697	1:37.740	1:52.847	277.4	27:25.132
8	2	3:42.711	35.732	1:25.546	1:41.433	312.7	33:33.784	7	2	4:04.261	38.455	1:33.872	1:51.934	278.1	31:29.393
9	2	3:43.929	35.373	1:25.203	1:43.353	311.8	37:17.713	8	2	4:03.569	38.941	1:33.751	1:50.877	278.8	35:32.962
10	2	3:49.323	34.840	1:25.121	1:49.362	311.8	41:07.036	9	2	4:06.010	38.048	1:35.534	1:52.428	277.4	39:38.972
11	3	5:24.004	2:10.671	1:28.433	1:44.900	297.2	46:31.040	10	2	4:05.065	38.434	1:34.041	1:52.590	280.3	43:44.037
12	3	3:45.023	35.752	1:25.645	1:43.626	312.7	50:16.063	11	2	4:02.917	38.172	1:33.613	1:51.132	280.3	47:46.954
13	3	4:16.351	36.421	1:27.088	2:12.842	303.0	54:32.414	12	2	4:05.083	38.298	1:34.090	1:52.695	277.4	51:52.037

50		Ferrari AF Corse	3.Nicklas NIELSEN		Ferrari 499P		
		1.Antonio FUOCO			HYPERCAR H		
		2.Miguel MOLINA					
1	2	13:48.324	...	1:27.659	1:39.308	271.1	13:48.324
2	2	3:32.521	34.074	1:21.401	1:37.046	325.8	17:20.845
3	2	3:30.244	33.369	1:20.830	1:36.045	330.8	20:51.089
4	2	3:30.484	33.156	1:20.851	1:36.477	330.8	24:21.573
5	2	3:29.527	32.961	1:20.390	1:36.176	328.8	27:51.100
6	2	3:40.420	34.144	1:20.708	1:45.568	329.8	31:31.520
7	3	4:57.976	1:52.589	1:25.428	1:39.959	276.7	36:29.496
8	3	3:33.943	33.408	1:20.622	1:39.913	336.0	40:03.439
9	3	3:33.777	34.662	1:21.027	1:38.088	330.8	43:37.216
10	3	3:30.357	33.262	1:20.550	1:36.545	331.8	47:07.573
11	3	3:48.998	33.952	1:22.283	1:52.763	312.7	50:56.571
12	1	7:29.175	3:32.463	1:39.478	2:17.234	261.9	58:25.746

51		Ferrari AF Corse	3.Antonio GIOVINAZZI		Ferrari 499P		
		1.Alessandro PIER GUIDI			HYPERCAR H		
		2.James CALADO					
1	3	31:37.365	...	1:25.327	1:40.777	297.2	31:37.365
2	3	3:36.642	35.534	1:22.557	1:38.551	295.6	35:14.007
3	3	3:35.525	33.743	1:21.287	1:40.495	329.8	38:49.532
4	3	3:33.403	33.559	1:21.619	1:38.225	328.8	42:22.935
5	3	3:43.846	34.333	1:22.142	1:47.371	327.8	46:06.781
6	2	5:07.208	1:50.140	1:23.815	1:53.253	313.6	51:13.989

54		Vista AF Corse	3.Davide RIGON		Ferrari 296 LMGT3		
		1.Thomas FLOHR			LMGT3		
		2.Francesco CASTELLACCI					
1	3	5:02.942	1:19.199	1:44.551	1:59.192	211.7	5:02.942
2	3	4:13.355	38.361	1:37.479	1:57.515	215.1	9:16.297
3	3	4:00.738	37.448	1:33.378	1:49.912	283.9	13:17.035
4	3	4:00.057	37.376	1:33.045	1:49.636	280.3	17:17.092
5	3	4:06.068	37.431	1:32.446	1:56.191	286.2	21:23.160
6	1	10:27.485	6:53.032	1:39.303	1:55.150	265.8	31:50.645
7	1	4:05.901	38.699	1:34.310	1:52.892	278.8	35:56.546
8	1	4:05.263	38.920	1:34.036	1:52.307	281.0	40:01.809
9	1	4:18.672	42.142	1:35.064	2:01.466	281.7	44:20.481
10	2	5:58.702	2:28.028	1:37.340	1:53.334	258.2	50:19.183
11	2	4:39.036	44.756	1:35.312	2:18.968	280.3	54:58.219

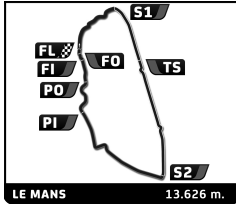
55		Vista AF Corse	3.Alessio ROVERA		Ferrari 296 LMGT3		
		1.François HERIAU			LMGT3		
		2.Simon MANN					
1	1	4:59.808	1:18.707	1:41.699	1:59.402	229.7	4:59.808
2	1	4:09.212	40.154	1:34.839	1:54.219	282.5	9:09.020

59		United Autosports	3.Grégoire SAUCY		McLaren 720S LMGT3 Evo		
		1.James COTTINGHAM			LMGT3		
		2.Nicolas COSTA					
1	2	5:01.195	1:23.949	1:39.741	1:57.505	269.8	5:01.195
2	2	4:08.276	39.217	1:34.968	1:54.091	282.5	9:09.471
3	2	4:03.901	38.261	1:34.509	1:51.131	285.4	13:13.372
4	2	4:07.973	37.851	1:33.337	1:56.785	280.3	17:21.345
5	1	7:24.053	3:53.437	1:36.169	1:54.447	280.3	24:45.398
6	1	4:12.822	38.886	1:36.866	1:57.070	272.5	28:58.220
7	1	4:15.278	41.063	1:38.222	1:55.993	263.2	33:13.498
8	1	4:13.494	40.033	1:36.904	1:56.557	271.1	37:26.992
9	1	4:18.732	39.172	1:36.608	2:02.952	269.1	41:45.724
10	3	12:38.079	8:47.500	1:38.879	2:11.700	278.1	54:23.803
11	3	5:08.106	49.932	1:51.677	2:26.497	210.9	59:31.909

60		Iron Lynx	3.Franck PERERA		Lamborghini Huracan LMGT3 Evo2		
		1.Claudio SCHIAVONI			LMGT3		
		2.Matteo CRESSONI					
1	2	9:03.161	5:24.302	1:38.355	2:00.504	274.6	9:03.161
2	2	11:56.605	8:31.374	1:34.222	1:51.009	279.5	20:59.766
3	2	4:01.230	37.564	1:33.256	1:50.410	279.5	25:00.996
4	2	4:01.141	37.880	1:32.937	1:50.324	279.5	29:02.137
5	2	4:02.129	37.813	1:33.764	1:50.552	278.8	33:04.266
6	2	4:12.781	38.582	1:34.389	1:59.810	277.4	37:17.047
7	3	8:49.394	5:18.648	1:37.982	1:52.764	224.4	46:06.441
8	3	4:05.716	37.591	1:33.526	1:54.599	281.0	50:12.157
9	3	4:33.590	39.977	1:35.047	2:18.566	281.0	54:45.747

63		Lamborghini Iron Lynx	3.Edoardo MORTARA		Lamborghini SC63		
		1.Mirko BORTOLOTTI			HYPERCAR H		
		2.Daniil KVYAT					
1	3	4:22.669	1:07.778	1:32.564	1:42.327	235.7	4:22.669
2	3	3:34.544	35.178	1:22.177	1:37.189	326.8	7:57.213
3	3	3:31.194	33.373	1:21.010	1:36.811	327.8	11:28.407
4	3	3:40.240	33.277	1:20.898	1:46.065	328.8	15:08.647
5	1	6:56.149	3:54.279	1:23.425	1:38.445	303.0	22:04.796
6	1	3:31.373	33.516	1:20.984	1:36.873	327.8	25:36.169
7	1	3:30.932	33.324	1:20.810	1:36.798	326.8	29:07.101
8	1	3:48.221	36.963	1:23.262	1:47.996	277.4	32:55.322
9	2	6:46.581	3:38.360	1:23.468	1:44.753	325.8	39:41.903
10	2	3:36.649	35.812	1:22.128	1:39.709	325.8	43:18.552
11	2	3:32.648	33.674	1:21.740	1:37.234	326.8	46:51.200
12	2	3:39.937	33.432	1:21.041	1:45.464	326.8	50:31.137





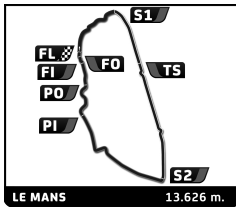
## FIA WEC 92<sup>o</sup> Edition des 24 Heures du Mans Free Practice 4



### Sector Analysis

Lap under Red Flag   Invalidated Lap   Personal Best   Session Best   B Crossing the pit lane

Lap	D	Time	Sector 1	Sector 2	Sector 3	T. Spd	Elapsed	Lap	D	Time	Sector 1	Sector 2	Sector 3	T. Spd	Elapsed
<b>65</b>	<b>Panis Racing</b> 1. Rodrigo SALES                      3. Scott HUFFAKER 2. Mathias BECHE							Oreca 07 - Gibson LMP2 P/A							
1	1	4:59.273	1:16.652	1:41.849	2:00.772	184.6	4:59.273	3	3	4:00.376	37.502	1:33.379	1:49.495	280.3	12:36.624
2	1	3:59.046	38.937	1:29.908	1:50.201	301.3	8:58.319	4	3	4:00.618	37.295	1:33.349	1:49.974	279.5	16:37.242
3	1	4:17.990	B 37.351	1:29.170	2:11.469	311.8	13:16.309	5	3	3:59.104	37.232	1:32.668	1:49.204	281.7	20:36.346
4	3	6:26.042	3:13.117	1:27.915	1:45.010	291.6	19:42.351	6	3	4:08.038	B 38.140	1:33.747	1:56.151	280.3	24:44.384
5	3	<del>3:43.182</del>	35.136	1:25.406	<del>1:42.640</del>	311.8	23:25.533	7	1	6:00.491	2:32.081	1:35.452	1:52.958	278.1	30:44.875
6	3	3:44.072	35.295	1:25.512	1:43.265	311.8	27:09.605	8	1	4:21.052	B 39.821	1:36.179	2:05.052	278.1	35:05.927
7	3	3:56.688	B 35.204	1:24.989	1:56.495	319.1	31:06.293								
8	2	10:30.762	7:19.082	1:26.883	1:44.797	301.3	41:37.055								
9	2	<del>3:41.613</del>	34.920	<del>1:25.417</del>	1:41.276	310.9	45:18.668								
10	2	3:39.604	34.557	1:24.533	1:40.514	312.7	48:58.272								
11	2	3:59.550	B 35.182	1:25.488	1:58.880	294.8	52:57.822								
<b>66</b>	<b>JMW Motorsport</b> 1. Giacomo PETROBELLI                      3. Salih YOLUC 2. Larry TEN VOORDE							Ferrari 296 LMGT3 LMGT3							
1	2	6:12.225	2:45.815	1:35.314	1:51.096	276.0	6:12.225								
2	2	4:03.640	37.016	1:35.101	1:51.523	260.7	10:15.865								
3	2	4:03.103	37.951	1:33.126	1:52.026	279.5	14:18.968								
4	2	4:09.200	B 38.522	1:33.038	1:57.640	283.9	18:28.168								
<b>70</b>	<b>Inception Racing</b> 1. Brendan IRIBE                      3. Frederik SCHANDORFF 2. Ollie MILLROY							McLaren 720S LMGT3 Evo LMGT3							
1	3	37:19.618	...	1:39.293	1:54.956	246.4	37:19.618								
2	3	4:04.592	37.506	1:32.923	1:54.163	283.2	41:24.210								
3	3	4:10.778	B 37.723	1:34.051	1:59.004		45:34.988								
<b>77</b>	<b>Proton Competition</b> 1. Ryan HARDWICK                      3. Benjamin BARKER 2. Zacharie ROBICHON							Ford Mustang LMGT3 LMGT3							
1	3	6:27.611	3:00.476	1:36.201	1:50.934	265.8	6:27.611								
2	3	3:59.597	37.604	1:32.934	1:49.059	279.5	10:27.208								
3	3	4:06.593	B 37.277	1:33.637	1:55.679	280.3	14:33.801								
4	3	5:47.233	2:23.927	1:33.170	1:50.136	279.5	20:21.034								
5	3	3:59.323	38.028	1:32.438	1:48.857	281.0	24:20.357								
6	3	4:03.716	B 37.237	1:31.731	1:54.748	284.7	28:24.073								
7	3	6:33.197	3:09.080	1:32.998	1:51.119	282.5	34:57.270								
8	3	4:09.818	B 38.399	1:34.265	1:57.154	279.5	39:07.088								
<b>78</b>	<b>Akkodis ASP Team</b> 1. Arnold ROBIN                      3. Kelvin VAN DER LINDE 2. Timur BOGUSLAVSKIY							Lexus RC F LMGT3 LMGT3							
1	2	5:47.119	B 1:59.008	1:42.700	2:05.411	188.8	5:47.119								
2	2	27:46.081	B ...	1:38.019	2:02.863	267.1	33:33.200								
3	3	5:52.162	2:19.566	1:36.489	1:56.107	278.1	39:25.362								
4	3	4:01.775	37.746	1:33.646	1:50.383	278.1	43:27.137								
5	3	<del>4:01.037</del>	37.471	<del>1:33.258</del>	1:50.308	278.8	47:28.174								
6	3	4:02.279	37.549	1:33.369	1:51.361	277.4	51:30.453								
7	3	4:37.516	B 40.271	1:35.781	2:21.464	264.5	56:07.969								
<b>81</b>	<b>TF Sport</b> 1. Tom VAN ROMPUY                      3. Charlie EASTWOOD 2. Rui ANDRADE							Corvette Z06 LMGT3.R LMGT3							
1	3	4:32.415	1:00.893	1:38.382	1:53.140	265.1	4:32.415								
2	3	4:03.833	38.222	1:34.422	1:51.189	273.9	8:36.248								
<b>83</b>	<b>AF Corse</b> 1. Robert KUBICA                      3. Yifei YE 2. Robert SHWARTZMAN							Ferrari 499P HYPERCAR H							
1	3	4:31.370	1:18.326	1:28.132	1:44.912	252.2	4:31.370								
2	3	3:32.317	33.583	1:21.518	1:37.216	313.6	8:03.687								
3	3	3:31.551	33.290	1:21.070	1:37.191	320.1	11:35.238								
4	3	3:31.706	33.548	1:20.685	1:37.473	321.0	15:06.944								
5	3	3:38.957	B 33.877	1:21.617	1:43.463	319.1	18:45.901								
6	1	4:54.144	1:52.978	1:22.635	1:38.531	326.8	23:40.045								
7	1	<del>3:30.935</del>	33.296	<del>1:20.600</del>	1:37.039	330.8	27:10.980								
8	1	3:32.076	34.163	1:20.703	1:37.210	330.8	30:43.056								
9	1	3:32.550	34.758	1:21.485	1:36.307	325.8	34:15.606								
10	1	3:38.558	B 33.614	1:21.186	1:43.758	325.8	37:54.164								
11	2	4:34.427	1:33.146	1:22.167	1:39.114	331.8	42:28.591								
12	2	3:33.759	33.857	1:21.444	1:38.458	316.3	46:02.350								
13	2	<del>3:35.012</del>	33.602	<del>1:21.252</del>	1:40.158	310.0	49:37.362								
14	2	4:00.955	B 35.851	1:22.822	2:02.282	308.2	53:38.317								
15	2	6:32.394	B 2:58.196	1:32.727	2:01.471	252.8	1:00:10.711								
<b>85</b>	<b>Iron Dames</b> 1. Sarah BOVY                      3. Rahel FREY 2. Michelle GATTING							Lamborghini Huracan LMGT3 Evo2 LMGT3							
1	1	5:00.135	1:17.443	1:42.079	2:00.613	227.3	5:00.135								
2	1	4:13.430	40.059	1:34.975	1:58.396	281.7	9:13.565								
3	1	4:13.297	B 38.705	1:34.438	2:00.154	285.4	13:26.862								
4	1	9:18.795	5:54.076	1:33.979	1:50.740	284.7	22:45.657								
5	1	4:01.831	37.924	1:33.381	1:50.526	281.0	26:47.488								
6	1	4:01.281	37.872	1:32.962	1:50.447	281.0	30:48.769								
7	1	4:03.604	38.349	1:34.217	1:51.038	283.9	34:52.373								
8	1	4:15.608	42.976	1:38.047	1:54.585	262.6	39:07.981								
9	1	4:03.187	38.022	1:33.963	1:51.202	280.3	43:11.168								
10	1	4:10.688	B 38.293	1:34.393	1:58.002	279.5	47:21.856								
11	3	7:08.229	B 3:13.041	1:36.554	2:18.634	276.7	54:30.085								
12	3	5:43.669	1:50.381	1:46.420	2:06.868	214.6	1:00:13.754								
<b>86</b>	<b>GR Racing</b> 1. Michael WAINWRIGHT                      3. Riccardo PERA 2. Daniel SERRA							Ferrari 296 LMGT3 LMGT3							
1	1	5:44.432	2:06.769	1:41.437	1:56.226	226.3	5:44.432								
2	1	4:09.376	39.216	1:36.366	1:53.794	279.5	9:53.808								
3	1	4:07.578	38.905	1:35.282	1:53.391	282.5	14:01.386								
4	1	4:13.787	B 38.317	1:35.050	2:00.420	280.3	18:15.173								
5	3	5:49.005	2:24.181	1:33.361	1:51.463	281.0	24:04.178								
6	3	4:01.272	37.874	1:33.279	1:50.119	281.7	28:05.450								
7	3	4:00.746	37.637	1:32.979	1:50.130	281.7	32:06.196								
8	3	4:08.808	39.260	1:34.607	1:54.941	280.3	36:15.004								
9	3	4:10.304	B 37.647	1:33.384	1:59.273	286.9	40:25.308								
10	2	5:25.776	1:59.753	1:34.776	1:51.247	279.5	45:51.084								
11	2	4:00.737	37.393	1:32.777	1:50.567	279.5	49:51.821								



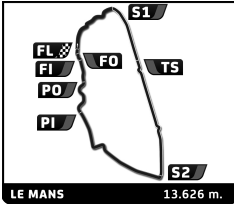
## FIA WEC 92<sup>e</sup> Edition des 24 Heures du Mans Free Practice 4



### Sector Analysis

Lap under Red Flag   Invalidated Lap   Personal Best   Session Best   Crossing the pit lane

Lap	D	Time	Sector 1	Sector 2	Sector 3	T. Spd	Elapsed	Lap	D	Time	Sector 1	Sector 2	Sector 3	T. Spd	Elapsed						
12	2	4:35.962	B 39.582	1:35.431	2:20.949	278.8	54:27.783	3	2	3:30.291	33.396	1:20.662	1:36.233	328.8	11:14.804						
13	2	5:23.515	1:33.935	1:41.522	2:08.058	273.9	59:51.298	4	2	3:30.201	33.424	1:20.508	1:36.269	328.8	14:45.005						
14	2	4:33.472	B 43.735	1:40.490	2:09.247	277.4	1:04:24.770	5	2	3:43.999	B 33.359	1:22.466	1:48.174	328.8	18:29.004						
<b>87</b> Akkodis ASP Team Lexus RC F LMGT3 1. Takeshi KIMURA 3. Jack HAWKSWORTH LMGT3 2. Esteban MASSON								<b>95</b> United Autosports McLaren 720S LMGT3 Evo 1. Hiroshi HAMAGUCHI 3. Marino SATO LMGT3 2. Nicolas PINO													
1	2	10:30.103	7:02.383	1:36.405	1:51.315	275.3	10:30.103	1	1	6:28.209	B 2:19.716	1:45.730	2:22.763	275.3	6:28.209						
2	2	3:59.077	37.175	1:32.326	1:49.576	285.4	14:29.180	2	1	10:48.776	B 6:35.068	1:45.638	2:28.070	276.7	17:16.985						
3	2	3:58.755	37.670	1:32.043	1:49.042	285.4	18:27.935	3	3	5:51.792	2:25.508	1:35.630	1:50.654	278.8	23:08.777						
4	2	4:04.838	B 37.182	1:31.687	1:55.969	284.7	22:32.773	4	3	4:01.523	37.388	1:33.601	1:50.534	285.4	27:10.300						
5	3	5:27.073	2:02.368	1:33.292	1:51.413	280.3	27:59.846	5	3	4:01.192	37.728	1:33.207	1:50.257	283.2	31:11.492						
6	3	4:08.328	B 38.031	1:33.406	1:56.891	284.7	32:08.174	6	3	4:02.330	38.691	1:34.089	1:49.550	282.5	35:13.822						
<b>91</b> Manthey EMA Porsche 911 GT3 R LMGT3 1. Yasser SHAHIN 3. Richard LIETZ LMGT3 2. Morris SCHURING								<b>99</b> Proton Competition Porsche 963 HYPERCAR H 1. Neel JANI 3. Julien ANDLAUER 2. Harry TINCKNELL													
1	1	5:19.529	1:46.355	1:38.564	1:54.610	242.6	5:19.529	1	2	5:11.999	1:55.521	1:30.587	1:45.891	246.4	5:11.999						
2	1	4:05.565	39.163	1:34.245	1:52.157	255.7	9:25.094	2	2	3:36.112	34.112	1:22.507	1:39.493	313.6	8:48.111						
3	1	4:02.050	37.821	1:32.981	1:51.248	285.4	13:27.144	3	2	3:31.715	33.531	1:21.371	1:36.813	326.8	12:19.826						
4	1	4:08.479	B 37.726	1:33.247	1:57.506	284.7	17:35.623	4	2	3:30.806	33.075	1:21.222	1:36.509	325.8	15:50.632						
5	2	5:45.043	2:19.193	1:33.975	1:51.875	284.7	23:20.666	5	2	3:30.900	33.258	1:21.094	1:36.548	326.8	19:21.532						
6	2	4:06.956	38.389	1:34.276	1:54.291	283.2	27:27.622	6	2	3:37.895	B 33.580	1:21.555	1:42.760	325.8	22:59.427						
7	2	4:12.513	B 38.740	1:34.356	1:59.417	281.7	31:40.135	7	1	4:49.154	1:46.420	1:21.978	1:40.756	326.8	27:48.581						
8	3	8:04.511	4:28.607	1:37.427	1:58.477	266.5	39:44.646	8	1	3:38.492	34.189	1:23.834	1:40.469	317.2	31:27.073						
9	3	4:13.490	B 38.593	1:34.488	2:00.409	281.7	43:58.136	9	1	3:46.272	B 35.811	1:22.892	1:47.569	324.9	35:13.345						
10	3	14:02.918	...	1:41.984	2:06.569	257.0	58:01.054	10	3	6:03.075	B 2:47.772	1:24.074	1:51.229	308.2	41:16.420						
11	3	4:36.673	B 44.520	1:41.098	2:11.055	275.3	1:02:37.727	11	3	5:21.325	B 1:49.786	1:29.528	2:02.011	273.2	46:37.745						
<b>92</b> Manthey PureRxcing Porsche 911 GT3 R LMGT3 1. Aliaksandr MALYKHIN 3. Klaus BACHLER LMGT3 2. Joel STURM								<b>155</b> Spirit of Race Ferrari 296 LMGT3 1. Johnny LAURSEN 3. Jordan TAYLOR LMGT3 2. Conrad LAURSEN													
1	3	29:14.165	B ...	1:34.744	1:56.477	281.0	29:14.165	1	3	5:17.124	1:43.319	1:39.076	1:54.729	258.8	5:17.124						
2	3	9:51.035	6:24.211	1:33.057	1:53.767	281.0	39:05.200	2	3	4:00.033	37.384	1:32.993	1:49.656	276.7	9:17.157						
3	3	4:07.092	B 37.728	1:32.742	1:56.622	281.0	43:12.292	3	3	4:07.624	B 37.251	1:33.198	1:57.175	268.4	13:24.781						
4	3	14:08.053	...	1:38.374	2:02.525	274.6	57:20.345	4	3	9:26.778	6:04.229	1:33.249	1:49.300	281.0	22:51.559						
5	3	4:32.782	B 43.797	1:39.832	2:09.153	277.4	1:01:53.127	5	3	3:59.737	36.877	1:33.032	1:49.828	281.0	26:51.296						
1	2	5:01.067	1:48.258	1:27.544	1:45.265	242.0	5:01.067	6	3	4:01.506	38.505	1:33.016	1:49.985	281.0	30:52.802						
2	2	3:35.370	34.757	1:22.361	1:38.252	333.9	8:36.437	7	3	4:02.488	38.098	1:33.499	1:50.891	282.5	34:55.290						
3	2	3:49.669	B 33.673	1:25.563	1:50.433	290.8	12:26.106	8	3	4:12.326	B 39.930	1:34.307	1:58.089	279.5	39:07.616						
4	2	8:57.549	5:56.675	1:22.254	1:38.620	296.4	21:23.655	9	2	5:51.047	2:20.683	1:35.986	1:54.378	278.8	44:58.663						
5	2	3:29.596	33.213	1:20.294	1:36.089	332.9	24:53.251	10	2	4:00.691	37.230	1:33.128	1:50.333	279.5	48:59.354						
6	2	3:37.532	B 33.290	1:20.140	1:44.102	333.9	28:30.783	11	2	4:05.367	37.749	1:32.834	1:54.784	281.0	53:04.721						
7	3	4:49.274	1:44.550	1:22.669	1:42.055	333.9	33:20.057	12	2	4:44.933	B 45.658	1:42.743	2:16.532	271.8	57:49.654						
8	3	3:35.577	34.980	1:21.402	1:39.195	330.8	36:55.634	13	2	5:21.745	1:38.079	1:41.844	2:01.822	271.8	1:03:11.399						
9	3	3:39.322	B 33.849	1:20.975	1:44.498	333.9	40:34.956														
10	1	4:52.727	1:45.471	1:24.529	1:42.727	243.1	45:27.683														
11	1	3:49.429	B 33.916	1:22.696	1:52.817	327.8	49:17.112														
<b>94</b> Peugeot TotalEnergies Peugeot 9X8 HYPERCAR H 1. Stoffel VANDORNE 3. Loic DUVAL 2. Paul DI RESTA																					
1	2	4:12.844	1:03.221	1:29.016	1:40.607	278.1	4:12.844														
2	2	3:31.669	33.734	1:21.274	1:36.661	327.8	7:44.513														



## FIA WEC 92<sup>o</sup> Edition des 24 Heures du Mans Free Practice 4

### Sector Analysis



Lap under Red Flag   Invalidated Lap   Personal Best   Session Best   B Crossing the pit lane

Lap	D	Time	Sector 1	Sector 2	Sector 3	T. Spd	Elapsed	Lap	D	Time	Sector 1	Sector 2	Sector 3	T. Spd	Elapsed
<b>183</b> <b>AF Corse</b> Oreca 07 - Gibson LMP2 P/A 1.François PERRODO 3.Nicolas VARRONE 2.Ben BARNICOAT															
1	1	5:06.529	1:16.974	1:36.989	2:12.566	229.2	5:06.529								
2	1	3:54.685	37.912	1:29.979	1:46.794	272.5	9:01.214								
3	1	3:57.433	38.290	1:29.161	1:49.982	311.8	12:58.647								
4	1	4:01.779 <b>B</b>	38.072	1:28.933	1:54.774	314.5	17:00.426								
5	2	5:10.011	2:02.805	1:25.718	1:41.488	315.4	22:10.437								
6	2	<b>3:42.090</b>	36.123	<b>1:24.862</b>	<b>1:41.105</b>	313.6	25:52.527								
7	2	4:01.064 <b>B</b>	<b>35.227</b>	1:28.035	1:57.802	283.2	29:53.591								
<b>311</b> <b>Whelen Cadillac Racing</b> Cadillac V-Series.R HYPERCAR H 1.Luis Felipe DERANI 3.Felipe DRUGOVICH 2.Jack AITKEN															
1	1	4:40.582	1:27.939	1:30.549	1:42.094	249.3	4:40.582								
2	1	3:33.652	33.964	1:22.322	1:37.366	311.8	8:14.234								
3	1	3:32.874	34.594	1:21.381	1:36.899	318.2	11:47.108								
4	1	3:30.820	33.304	1:21.325	<b>1:36.191</b>	323.9	15:17.928								
5	1	<b>3:29.789</b>	<b>33.147</b>	<b>1:20.388</b>	1:36.254	324.9	18:47.717								
6	1	3:39.177 <b>B</b>	33.639	1:21.082	1:44.456	325.8	22:26.894								
7	2	4:35.145	1:36.070	1:21.450	1:37.625	328.8	27:02.039								
8	2	3:32.693	33.520	1:22.321	1:36.852	323.9	30:34.732								
9	2	3:40.365 <b>B</b>	33.925	1:21.411	1:45.029	322.9	34:15.097								
10	2	5:15.800 <b>B</b>	1:47.031	1:28.966	1:59.803	247.0	39:30.897								
11	3	5:05.127	1:58.201	1:24.666	1:42.260	314.5	44:36.024								
12	3	3:35.651	34.244	1:22.352	1:39.055	320.1	48:11.675								
13	3	3:46.203 <b>B</b>	34.099	1:22.566	1:49.538	317.2	51:57.878								
14	3	5:16.947 <b>B</b>	1:44.763	1:30.985	2:01.199	243.1	57:14.825								
<b>777</b> <b>D'Station Racing</b> Aston Martin Vantage AMR LMGTC3 1.Satoshi HOSHINO 3.Marco SØRENSEN 2.Erwan BASTARD LMGTC3															
1	3	10:52.353	7:23.017	1:36.574	1:52.762	273.9	10:52.353								
2	3	4:02.131	38.588	1:33.810	<b>1:49.733</b>	281.0	14:54.484								
3	3	4:05.662 <b>B</b>	37.644	<b>1:32.864</b>	1:55.154	278.8	19:00.146								
4	2	6:52.149	3:27.426	1:33.770	1:50.953	276.7	25:52.295								
5	2	4:03.194	37.911	1:33.678	1:51.605	281.0	29:55.489								
6	2	<b>4:01.900</b>	37.895	1:33.543	1:50.462	278.1	33:57.389								
7	2	4:01.985	37.834	1:34.062	1:50.089	276.7	37:59.374								
8	2	4:01.941	37.724	1:33.357	1:50.860	269.1	42:01.315								
9	2	4:01.902	37.635	1:33.948	1:50.319	280.3	46:03.217								
10	2	4:06.931	<b>37.591</b>	1:37.684	1:51.656	278.8	50:10.148								
11	2	4:24.636 <b>B</b>	39.503	1:34.147	2:10.986	278.1	54:34.784								
12	2	8:23.267 <b>B</b>	4:28.683	1:45.179	2:09.405	269.1	1:02:58.051								

