

FIA WEC 92^e Edition des 24 Heures du Mans Race

Stints Analysis

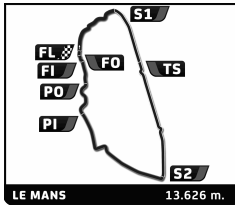


Nr. Driver	Start	End	Type	Time	T.Track	T.Driver	Nr. Driver	Start	End	Track	Pit	Stint	T.Driver		
2	Cadillac Racing Cadillac V-Series.R						HYPERCAR - H	3	Cadillac Racing Cadillac V-Series.R						Retired HYPERCAR - H
1 A. LYNN	16:00:26	16:39:37	TRACK	39:11.165	39:11.165	39:11.165	1 S. BURDAIS	16:00:26	16:42:44	TRACK	42:18.148	42:18.148	42:18.148		
A. LYNN	16:39:37	16:40:49	PIT	1:12.057	39:11.165	40:23.222	S. BURDAIS	16:42:44	16:44:00	PIT	1:16.089	42:18.148	43:34.237		
2 A. LYNN	16:40:49	17:23:45	TRACK	42:56.122	1:22:07.287	1:23:19.344	2 S. BURDAIS	16:44:00	17:27:03	TRACK	43:02.504	1:25:20.652	1:26:36.741		
A. LYNN	17:23:45	17:25:14	PIT	1:28.918		1:28.918	S. BURDAIS	17:27:03	17:28:17	PIT	1:14.623	1:25:20.652	1:27:51.364		
3 E. BAMBER	17:25:14	17:43:15	TRACK	18:00.804	18:00.804	18:00.804	3 S. BURDAIS	17:28:17	17:39:06	TRACK	10:48.690	1:36:09.342	1:38:40.054		
E. BAMBER	17:43:15	17:44:26	PIT	1:10.760	18:00.804	19:11.564	S. BURDAIS	17:39:06	17:40:21	PIT	1:14.816	1:36:09.342	1:39:54.870		
4 E. BAMBER	17:44:26	17:59:31	TRACK	15:05.155	33:05.959	34:16.719	4 S. BURDAIS	17:40:21	17:59:29	TRACK	19:07.569	1:55:16.911	1:59:02.439		
E. BAMBER	17:59:31	18:00:55	PIT	1:23.462	33:05.959	35:40.181		17:59:29	18:00:50	PIT	1:21.546		1:21.546		
5 E. BAMBER	18:00:55	18:49:52	TRACK	48:57.146	1:22:03.105	1:24:37.327	5 S. DIXON	18:00:50	18:23:55	TRACK	23:04.791	23:04.791	23:04.791		
E. BAMBER	18:49:52	18:51:09	PIT	1:17.589	1:22:03.105	1:25:54.916	S. DIXON	18:23:55	18:24:51	PIT	56.338	23:04.791	24:01.129		
6 E. BAMBER	18:51:09	19:34:57	TRACK	43:47.900	2:05:51.005	2:09:42.816	6 S. DIXON	18:24:51	19:08:11	TRACK	43:19.967	1:06:24.758	1:07:21.096		
E. BAMBER	19:34:57	19:35:41	PIT	44.083	2:05:51.005	2:10:26.899	S. DIXON	19:08:11	19:09:27	PIT	1:15.982	1:06:24.758	1:08:37.078		
7 E. BAMBER	19:35:41	19:39:37	TRACK	3:55.963	2:09:46.968	2:14:22.862	7 S. DIXON	19:09:27	19:54:34	TRACK	45:07.266	1:51:32.024	1:53:44.344		
E. BAMBER	19:39:37	19:40:46	PIT	1:09.132	2:09:46.968	2:15:31.994		19:54:34	19:56:05	PIT	1:30.569		2:52.115		
8 E. BAMBER	19:40:46	20:23:32	TRACK	42:45.481	2:52:32.449	2:58:17.475	8 R. VAN DER ZAND	19:56:05	20:38:55	TRACK	42:49.979	42:49.979	42:49.979		
E. BAMBER	20:23:32	20:25:03	PIT	1:31.454		3:00.372	R. VAN DER ZAND	20:38:55	20:40:10	PIT	1:14.789	42:49.979	44:04.768		
9 A. PALOU	20:25:03	21:08:48	TRACK	43:44.971	43:44.971	43:44.971	9 R. VAN DER ZAND	20:40:10	21:23:54	TRACK	43:44.052	1:26:34.031	1:27:48.820		
A. PALOU	21:08:48	21:10:05	PIT	1:16.614	43:44.971	45:01.585	R. VAN DER ZAND	21:23:54	21:25:09	PIT	1:14.955	1:26:34.031	1:29:03.775		
10 A. PALOU	21:10:05	21:54:46	TRACK	44:41.187	1:28:26.158	1:29:42.772	10 R. VAN DER ZAND	21:25:09	21:55:54	TRACK	30:45.433	1:57:19.464	1:59:49.208		
A. PALOU	21:54:46	21:56:15	PIT	1:28.695	1:28:26.158	1:31:11.467		21:55:54	21:57:17	PIT	1:22.801		4:14.916		
11 A. PALOU	21:56:15	22:34:23	TRACK	38:08.481	2:06:34.639	2:09:19.948	11 S. BURDAIS	21:57:17	22:20:20	TRACK	23:02.945	2:18:19.856	2:22:05.384		
A. PALOU	22:34:23	22:35:42	PIT	1:18.575		4:18.947	S. BURDAIS	22:20:20	22:21:25	PIT	1:04.654	2:18:19.856	2:23:10.038		
12 A. LYNN	22:35:42	00:09:55	TRACK	1:34:13.165	2:56:20.452	2:57:32.509	12 S. BURDAIS	22:21:25	00:10:07	TRACK	1:48:42.521	4:07:02.377	4:11:52.559		
A. LYNN	00:09:55	00:11:22	PIT	1:27.144	2:56:20.452	2:58:59.653	S. BURDAIS	00:10:07	00:12:07	PIT	2:00.042	4:07:02.377	4:13:52.601		
13 A. LYNN	00:11:22	01:01:32	TRACK	50:09.753	3:46:30.205	3:49:09.406	13 S. BURDAIS	00:12:07	00:58:30	TRACK	46:22.633	4:53:25.010	5:00:15.234		
A. LYNN	01:01:32	01:03:01	PIT	1:29.021		5:47.968		00:58:30	00:59:55	PIT	1:24.927		5:39.843		
14 E. BAMBER	01:03:01	01:49:24	TRACK	46:23.400	3:38:55.849	3:44:40.875	14 S. DIXON	00:59:55	01:51:11	TRACK	51:16.734	2:42:48.758	2:45:01.078		
E. BAMBER	01:49:24	01:50:37	PIT	1:12.439	3:38:55.849	3:45:53.314	S. DIXON	01:51:11	01:52:38	PIT	1:26.042	2:42:48.758	2:46:27.120		
15 E. BAMBER	01:50:37	02:34:32	TRACK	43:55.043	4:22:50.892	4:29:48.357	15 S. DIXON	01:52:38	02:31:51	TRACK	39:13.286	3:22:02.044	3:25:40.406		
E. BAMBER	02:34:32	02:35:46	PIT	1:13.886	4:22:50.892	4:31:02.243	S. DIXON	02:31:51	02:33:04	PIT	1:12.837	3:22:02.044	3:26:53.243		
16 E. BAMBER	02:35:46	03:09:09	TRACK	33:23.451	4:56:14.343	5:04:25.694	16 S. DIXON	02:33:04	03:21:27	TRACK	48:23.582	4:10:25.626	4:15:16.825		
E. BAMBER	03:09:09	03:10:35	PIT	1:26.367		7:14.335		03:21:27	03:22:56	PIT	1:29.223		7:09.066		
17 A. PALOU	03:10:35	04:00:22	TRACK	49:46.685	2:56:21.324	2:59:06.633	17 R. VAN DER ZAND	03:22:56	06:47:44	TRACK	3:24:47.484	5:22:06.948	5:24:36.692		
A. PALOU	04:00:22	04:03:02	PIT	2:40.275	2:56:21.324	3:01:46.908		06:47:44	06:52:51	PIT	5:07.006		12:16.072		
18 A. PALOU	04:03:02	06:38:07	TRACK	2:35:04.792	5:31:26.116	5:36:51.700	18 S. BURDAIS	06:52:51	08:15:49	TRACK	1:22:57.992	6:16:23.002	6:23:13.226		
A. PALOU	06:38:07	06:43:01	PIT	4:53.533		12:07.868	S. BURDAIS	08:15:49	08:16:21	PIT	32.184	6:16:23.002	6:23:45.410		
19 A. LYNN	06:43:01	08:47:41	TRACK	2:04:40.707	5:51:10.912	5:53:50.113	19 S. BURDAIS	08:16:21	08:52:21	TRACK	36:00.322	6:52:23.324	6:59:45.732		
A. LYNN	08:47:41	08:48:57	PIT	1:15.383	5:51:10.912	5:55:05.496	S. BURDAIS	08:52:21	08:53:56	PIT	1:34.796	6:52:23.324	7:01:20.528		
20 A. LYNN	08:48:57	09:12:24	TRACK	23:26.790	6:14:37.702	6:18:32.286	20 S. BURDAIS	08:53:56	09:17:19	TRACK	23:22.299	7:15:45.623	7:24:42.827		
A. LYNN	09:12:24	09:13:46	PIT	1:22.606		13:30.474		09:17:19	09:18:31	PIT	1:12.698		13:28.770		
21 E. BAMBER	09:13:46	10:52:33	TRACK	1:38:46.316	6:35:00.659	6:43:12.010	21 S. DIXON	09:18:31	10:08:01	TRACK	49:30.027	4:59:55.653	5:04:46.852		
E. BAMBER	10:52:33	10:53:43	PIT	1:10.590	6:35:00.659	6:44:22.600	S. DIXON	10:08:01	10:11:35	PIT	3:33.880	4:59:55.653	5:08:20.732		
22 E. BAMBER	10:53:43	11:35:54	TRACK	42:11.028	7:17:11.687	7:26:33.628	22 S. DIXON	10:11:35	10:21:15	TRACK	9:40.338	5:09:35.991	5:18:01.070		
E. BAMBER	11:35:54	11:37:24	PIT	1:29.623		15:00.097	S. DIXON	10:21:15	16:02:22	PIT	5:41:06.496	5:09:35.991	10:59:07.566		
23 A. PALOU	11:37:24	12:21:32	TRACK	44:07.986	6:15:34.102	6:20:59.686									
A. PALOU	12:21:32	12:22:48	PIT	1:15.707	6:15:34.102	6:22:15.393									
24 A. PALOU	12:22:48	13:05:20	TRACK	42:32.759	6:58:06.861	7:04:48.152									
A. PALOU	13:05:20	13:06:50	PIT	1:29.432		16:29.529									
25 A. LYNN	13:06:50	13:49:25	TRACK	42:35.781	6:57:13.483	7:01:08.067									
A. LYNN	13:49:25	13:50:54	PIT	1:28.662	6:57:13.483	7:02:36.729									
26 A. LYNN	13:50:54	14:37:48	TRACK	46:54.318	7:44:07.801	7:49:31.047									
A. LYNN	14:37:48	14:39:33	PIT	1:44.982		18:14.511									
27 A. PALOU	14:39:33	15:23:06	TRACK	43:32.756	7:41:39.617	7:48:20.908									
A. PALOU	15:23:06	15:24:16	PIT	1:09.677	7:41:39.617	7:49:30.585									
28 A. PALOU	15:24:16	16:04:56	TRACK	40:40.553	8:22:20.170	8:30:11.138									

	T. Track	T. Pits	T. Time
E. BAMBER	7:17:11.687	9:21.941	7:26:33.628
Min:01:00:00-Max:None			
A. LYNN	7:44:07.801	5:23.246	7:49:31.047
Min:01:00:00-Max:None			
A. PALOU	8:22:20.170	7:50.968	8:30:11.138
Min:01:00:00-Max:None			

	T. Track	T. Pits	T. Time
S. BURDAIS	7:15:45.623	8:57.204	7:24:42.827
Min:01:00:00-Max:None			
R. VAN DER ZAND	5:22:06.948	2:29.744	5:24:36.692
Min:01:00:00-Max:None			
S. DIXON	5:09:35.991	5:49:31.575	10:59:07.566
Min:01:00:00-Max:None			

4	Porsche Penske Motorsport						Retired
	Porsche 963						HYPERCAR - H
1 F. NASR	16:00:26	16:39:41	TRACK	39:14.581	39:14.581	39:14.581	
F. NASR	16:39:41	16:40:51	PIT	1:10.341	39:14.581	40:24.922	
2 F. NASR	16:40:51	17:23:42	TRACK	42:50.569	1:22:05.150	1:23:15.491	
F. NASR	17:23:42	17:24:55	PIT	1:13.753	1:22:05.150	1:24:29.244	
3 F. NASR	17:24:55	17:42:52	TRACK	17:56.513	1:40:01.663	1:42:25.757	
F. NASR	17:42:52	17:44:02	PIT	1:09.792		1:09.792	
4 N. TANDY	17:44:02	17:55:28	TRACK	11:26.559	11:26.559	11:26.559	
N. TANDY	17:55:28	17:56:31	PIT	1:02.352	11:26.559	12:28.911	
5 N. TANDY	17:56:31	18:41:48	TRACK	45:17.819	56:44.378	57:46.730	



FIA WEC 92^e Edition des 24 Heures du Mans Race

Stints Analysis



Nr. Driver	Start	End	Type	Time	T.Track	T.Driver	Nr. Driver	Start	End	Track	Pit	Stint	T.Driver
N. TANDY	18:41:48	18:43:02	PIT	1:13.539	56:44.378	59:00.269	9 F. MAKOWIECKI	21:58:18	22:25:10	TRACK	26:52.655	1:52:37.905	1:53:50.947
6 N. TANDY	18:43:02	19:25:46	TRACK	42:44.383	1:39:28.761	1:41:44.652	F. MAKOWIECKI	22:25:10	22:26:18	PIT	1:07.990	1:52:37.905	1:54:58.937
N. TANDY	19:25:46	19:26:31	PIT	44.487	1:39:28.761	1:42:29.139	10 F. MAKOWIECKI	22:26:18	00:43:10	TRACK	2:16:51.500	4:09:29.405	4:11:50.437
7 N. TANDY	19:26:31	19:30:04	TRACK	3:33.100	1:43:01.861	1:46:02.239	F. MAKOWIECKI	00:43:10	00:44:24	PIT	1:14.650	4:09:29.405	4:13:05.087
N. TANDY	19:30:04	19:31:14	PIT	1:10.180	1:43:01.861	1:47:12.419	11 F. MAKOWIECKI	00:44:24	01:37:01	TRACK	52:37.078	5:02:06.483	5:05:42.165
8 N. TANDY	19:31:14	20:04:29	TRACK	33:15.085	2:16:16.946	2:20:27.504		01:37:01	01:38:33	PIT	1:31.683		5:59.194
N. TANDY	20:04:29	20:05:01	PIT	32.089	2:16:16.946	2:20:59.593	12 M. CHRISTENSEN	01:38:33	02:22:40	TRACK	44:06.545	2:57:49.158	3:00:17.077
9 N. TANDY	20:05:01	20:15:37	TRACK	10:35.634	2:26:52.580	2:31:35.227	M. CHRISTENSEN	02:22:40	02:23:53	PIT	1:13.380	2:57:49.158	3:01:30.457
	20:15:37	20:17:24	PIT	1:47.514		2:57.306	13 M. CHRISTENSEN	02:23:53	03:07:44	TRACK	43:51.065	3:41:40.223	3:45:21.522
10 M. JAMINET	20:17:24	21:01:34	TRACK	44:09.538	44:09.538	44:09.538	M. CHRISTENSEN	03:07:44	03:09:25	PIT	1:40.888	3:41:40.223	3:47:02.410
M. JAMINET	21:01:34	21:02:49	PIT	1:15.489	44:09.538	45:25.027	14 M. CHRISTENSEN	03:09:25	05:34:21	TRACK	2:24:56.393	6:06:36.616	6:11:58.803
11 M. JAMINET	21:02:49	21:17:01	TRACK	14:11.548	58:21.086	59:36.575		05:34:21	05:38:55	PIT	4:33.840		10:33.034
M. JAMINET	21:17:01	21:17:33	PIT	32.164	58:21.086	1:00:08.739	15 M. CAMPBELL	05:38:55	08:43:55	TRACK	3:04:59.754	5:12:45.513	5:15:14.925
12 M. JAMINET	21:17:33	21:45:58	TRACK	28:24.903	1:26:45.989	1:28:33.642		08:43:55	08:45:12	PIT	1:17.324		11:50.358
M. JAMINET	21:45:58	21:50:23	PIT	4:24.777	1:26:45.989	1:32:58.419	16 F. MAKOWIECKI	08:45:12	09:16:31	TRACK	31:18.618	5:33:25.101	5:37:00.783
13 M. JAMINET	21:50:23	21:55:08	TRACK	4:45.334	1:31:31.323	1:37:43.753	F. MAKOWIECKI	09:16:31	09:17:49	PIT	1:17.598	5:33:25.101	5:38:18.381
M. JAMINET	21:55:08	21:56:07	PIT	58.679	1:31:31.323	1:38:42.432	17 F. MAKOWIECKI	09:17:49	10:59:40	TRACK	1:41:51.064	7:15:16.165	7:20:09.445
14 M. JAMINET	21:56:07	22:26:53	TRACK	30:46.399	2:02:17.722	2:09:28.831	F. MAKOWIECKI	10:59:40	11:00:55	PIT	1:15.209	7:15:16.165	7:21:24.654
	22:26:53	22:28:05	PIT	1:12.104		4:09.410	18 F. MAKOWIECKI	11:00:55	11:15:08	TRACK	14:12.898	7:29:29.063	7:35:37.552
15 F. NASR	22:28:05	00:14:51	TRACK	1:46:45.842	3:26:47.505	3:29:11.599	F. MAKOWIECKI	11:15:08	11:15:40	PIT	32.178	7:29:29.063	7:36:09.730
F. NASR	00:14:51	00:16:04	PIT	1:13.046	3:26:47.505	3:30:24.645	19 F. MAKOWIECKI	11:15:40	11:43:56	TRACK	28:16.570	7:57:45.633	8:04:26.300
16 F. NASR	00:16:04	00:59:01	TRACK	42:56.633	4:09:44.138	4:13:21.278		11:43:56	11:45:29	PIT	1:32.780		13:23.138
F. NASR	00:59:01	00:59:33	PIT	32.083	4:09:44.138	4:13:53.361	20 M. CHRISTENSEN	11:45:29	12:29:56	TRACK	44:26.753	6:51:03.369	6:56:25.556
17 F. NASR	00:59:33	01:11:41	TRACK	12:07.796	4:21:51.934	4:26:01.157	M. CHRISTENSEN	12:29:56	12:31:10	PIT	1:13.926	6:51:03.369	6:57:39.482
	01:11:41	01:13:10	PIT	1:29.328		5:38.738	21 M. CHRISTENSEN	12:31:10	13:13:43	TRACK	42:32.921	7:33:36.290	7:40:12.403
18 N. TANDY	01:13:10	02:03:02	TRACK	49:51.588	3:16:44.168	3:21:26.815		13:13:43	13:15:12	PIT	1:28.961		14:52.099
N. TANDY	02:03:02	02:04:18	PIT	1:16.481	3:16:44.168	3:22:43.296	22 M. CAMPBELL	13:15:12	13:54:50	TRACK	39:38.349	5:52:23.862	5:54:53.274
19 N. TANDY	02:04:18	02:46:59	TRACK	42:40.421	3:59:24.589	4:05:23.717	M. CAMPBELL	13:54:50	13:56:16	PIT	1:25.655	5:52:23.862	5:56:18.929
N. TANDY	02:46:59	02:48:14	PIT	1:15.847	3:59:24.589	4:06:39.564	23 M. CAMPBELL	13:56:16	14:42:43	TRACK	46:27.090	6:38:50.952	6:42:46.019
20 N. TANDY	02:48:14	03:11:32	TRACK	23:17.981	4:22:42.570	4:29:57.545	M. CAMPBELL	14:42:43	14:43:58	PIT	1:14.838	6:38:50.952	6:44:00.857
	03:11:32	03:12:47	PIT	1:15.061		6:53.799	24 M. CAMPBELL	14:43:58	15:30:48	TRACK	46:49.876	7:25:40.828	7:30:50.733
21 M. JAMINET	03:12:47	07:00:39	TRACK	3:47:51.163	5:50:08.885	5:57:19.994	M. CAMPBELL	15:30:48	15:31:50	PIT	1:02.710	7:25:40.828	7:31:53.443
	07:00:39	07:05:01	PIT	4:22.103		11:15.902	25 M. CAMPBELL	15:31:50	16:04:08	TRACK	32:17.265	7:57:58.093	8:04:10.708
22 F. NASR	07:05:01	07:44:14	TRACK	39:13.471	5:01:05.405	5:05:14.628							
F. NASR	07:44:14	07:46:23	PIT	2:08.743	5:01:05.405	5:07:23.371							
23 F. NASR	07:46:23	08:51:45	TRACK	1:05:22.017	6:06:27.422	6:12:45.388							
F. NASR	08:51:45	08:52:56	PIT	1:11.144	6:06:27.422	6:13:56.532							
24 F. NASR	08:52:56	09:12:29	TRACK	19:32.864	6:26:00.286	6:33:29.396							
F. NASR	09:12:29	09:13:37	PIT	1:08.401	6:26:00.286	6:34:37.797							
25 F. NASR	09:13:37	09:15:47	TRACK	2:09.751	6:28:10.037	6:36:47.548							

	T. Track	T. Pits	T. Time
M. CAMPBELL	7:57:58.093	6:12.615	8:04:10.708
Min:01:00:00-Max:None			
M. CHRISTENSEN	7:33:36.290	6:36.113	7:40:12.403
Min:01:00:00-Max:None			
F. MAKOWIECKI	7:57:45.633	6:40.667	8:04:26.300
Min:01:00:00-Max:None			

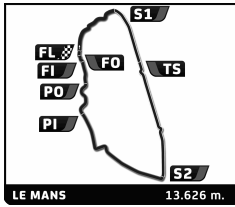
	T. Track	T. Pits	T. Time
M. JAMINET	5:50:08.885	7:11.109	5:57:19.994
Min:01:00:00-Max:None			
F. NASR	6:28:10.037	8:37.511	6:36:47.548
Min:01:00:00-Max:None			
N. TANDY	4:22:42.570	7:14.975	4:29:57.545
Min:01:00:00-Max:None			

5 Porsche Penske Motorsport Porsche 963 HYPERCAR - H

1 F. MAKOWIECKI	16:00:26	16:43:06	TRACK	42:40.023	42:40.023	42:40.023
F. MAKOWIECKI	16:43:06	16:44:19	PIT	1:13.042	42:40.023	43:53.065
2 F. MAKOWIECKI	16:44:19	17:27:24	TRACK	43:05.227	1:25:45.250	1:26:58.292
	17:27:24	17:28:53	PIT	1:28.266		1:28.266
3 M. CHRISTENSEN	17:28:53	18:12:29	TRACK	43:35.997	43:35.997	43:35.997
M. CHRISTENSEN	18:12:29	18:13:44	PIT	1:15.718	43:35.997	44:51.715
4 M. CHRISTENSEN	18:13:44	18:58:44	TRACK	44:59.206	1:28:35.203	1:29:50.921
M. CHRISTENSEN	18:58:44	18:59:56	PIT	1:12.201	1:28:35.203	1:31:03.122
5 M. CHRISTENSEN	18:59:56	19:45:03	TRACK	45:07.410	2:13:42.613	2:16:10.532
	19:45:03	19:46:30	PIT	1:27.209		2:55.475
6 M. CAMPBELL	19:46:30	20:29:07	TRACK	42:36.976	42:36.976	42:36.976
M. CAMPBELL	20:29:07	20:30:23	PIT	1:15.123	42:36.976	43:52.099
7 M. CAMPBELL	20:30:23	21:14:07	TRACK	43:44.363	1:26:21.339	1:27:36.462
M. CAMPBELL	21:14:07	21:15:21	PIT	1:14.289	1:26:21.339	1:28:50.751
8 M. CAMPBELL	21:15:21	21:56:46	TRACK	41:24.420	2:07:45.759	2:10:15.171
	21:56:46	21:58:18	PIT	1:32.036		4:27.511

6 Porsche Penske Motorsport Porsche 963 HYPERCAR - H

1 L. VANTHOOR	16:00:26	16:42:43	TRACK	42:17.068	42:17.068	42:17.068
L. VANTHOOR	16:42:43	16:43:59	PIT	1:15.371	42:17.068	43:32.439
2 L. VANTHOOR	16:43:59	17:26:53	TRACK	42:54.524	1:25:11.592	1:26:26.963
	17:26:53	17:28:22	PIT	1:28.539		1:28.539
3 A. LOTTERER	17:28:22	17:46:38	TRACK	18:16.767	18:16.767	18:16.767
A. LOTTERER	17:46:38	17:47:42	PIT	1:03.462	18:16.767	19:20.229
4 A. LOTTERER	17:47:42	17:59:03	TRACK	11:21.119	29:37.886	30:41.348
A. LOTTERER	17:59:03	18:00:21	PIT	1:17.549	29:37.886	31:58.897
5 A. LOTTERER	18:00:21	18:27:45	TRACK	27:24.776	57:02.662	59:23.673
A. LOTTERER	18:27:45	18:28:43	PIT	57.418	57:02.662	1:00:21.091
6 A. LOTTERER	18:28:43	19:11:17	TRACK	42:33.813	1:39:36.475	1:42:54.904
A. LOTTERER	19:11:17	19:12:31	PIT	1:14.886	1:39:36.475	1:44:09.790
7 A. LOTTERER	19:12:31	19:57:47	TRACK	45:15.193	2:24:51.668	2:29:24.983
	19:57:47	19:59:13	PIT	1:26.755		2:55.294
8 K. ESTRE	19:59:13	20:41:42	TRACK	42:28.577	42:28.577	42:28.577
K. ESTRE	20:41:42	20:42:57	PIT	1:14.671	42:28.577	43:43.248
9 K. ESTRE	20:42:57	21:26:31	TRACK	43:34.862	1:26:03.439	1:27:18.110
K. ESTRE	21:26:31	21:27:46	PIT	1:14.869	1:26:03.439	1:28:32.979
10 K. ESTRE	21:27:46	21:54:47	TRACK	27:01.045	1:53:04.484	1:55:34.024
	21:54:47	21:56:01	PIT	1:13.519		4:08.813
11 L. VANTHOOR	21:56:01	22:30:30	TRACK	34:28.727	1:59:40.319	2:00:55.690
L. VANTHOOR	22:30:30	22:31:43	PIT	1:13.399	1:59:40.319	2:02:09.089
12 L. VANTHOOR	22:31:43	00:09:54	TRACK	1:38:11.137	3:37:51.456	3:40:20.226



FIA WEC 92^o Edition des 24 Heures du Mans Race



Stints Analysis

Nr. Driver	Start	End	Type	Time	T.Track	T.Driver	Nr. Driver	Start	End	Track	Pit	Stint	T.Driver
L. VANTHOOR	00:09:54	00:11:14	PIT	1:19.929	3:37:51.456	3:41:40.155	12 N. DE VRIES	22:00:59	22:27:40	TRACK	26:40.488	2:06:42.083	2:09:13.470
13 L. VANTHOOR	00:11:14	01:05:01	TRACK	53:46.750	4:31:38.206	4:35:26.905	N. DE VRIES	22:27:40	22:28:47	PIT	1:06.883	2:06:42.083	2:10:20.353
L. VANTHOOR	01:05:01	01:06:31	PIT	1:30.196	4:31:38.206	4:36:57.101	13 N. DE VRIES	22:28:47	00:10:02	TRACK	1:41:15.182	3:47:57.265	3:51:35.535
14 L. VANTHOOR	01:06:31	01:51:52	TRACK	45:21.062	5:16:59.268	5:22:18.163	N. DE VRIES	00:10:02	00:11:20	PIT	1:18.376	3:47:57.265	3:52:53.911
	01:51:52	01:53:11	PIT	1:18.773		5:27.586	14 N. DE VRIES	00:11:20	01:05:09	TRACK	53:49.294	4:41:46.559	4:46:43.205
15 A. LOTTERER	01:53:11	02:35:52	TRACK	42:41.295	3:07:32.963	3:12:06.278		01:05:09	01:06:38	PIT	1:28.999		5:26.569
A. LOTTERER	02:35:52	02:37:07	PIT	1:14.823	3:07:32.963	3:13:21.101	15 K. KOBAYASHI	01:06:38	01:52:56	TRACK	46:17.212	2:52:06.968	2:55:19.900
16 A. LOTTERER	02:37:07	03:11:18	TRACK	34:10.663	3:41:43.626	3:47:31.764	K. KOBAYASHI	01:52:56	01:54:12	PIT	1:16.537	2:52:06.968	2:56:36.437
	03:11:18	03:12:39	PIT	1:20.945		6:48.531	16 K. KOBAYASHI	01:54:12	02:36:41	TRACK	42:29.041	3:34:36.009	3:39:05.478
17 K. ESTRE	03:12:39	03:55:09	TRACK	42:30.405	2:35:34.889	2:38:04.429	K. KOBAYASHI	02:36:41	02:38:09	PIT	1:27.800	3:34:36.009	3:40:33.278
K. ESTRE	03:55:09	03:58:46	PIT	3:36.899	2:35:34.889	2:41:41.328	17 K. KOBAYASHI	02:38:09	03:12:22	TRACK	34:13.093	4:08:49.102	4:14:46.371
18 K. ESTRE	03:58:46	06:42:01	TRACK	2:43:14.949	5:18:49.838	5:24:56.277		03:12:22	03:13:40	PIT	1:17.919		6:44.488
	06:42:01	06:46:38	PIT	4:36.682		11:25.213	18 J. LOPEZ	03:13:40	03:50:20	TRACK	36:40.121	2:38:37.800	2:41:40.046
19 L. VANTHOOR	06:46:38	08:47:12	TRACK	2:00:34.954	7:17:34.222	7:22:53.117	J. LOPEZ	03:50:20	03:53:36	PIT	3:15.719	2:38:37.800	2:44:55.765
L. VANTHOOR	08:47:12	08:48:25	PIT	1:12.311	7:17:34.222	7:24:05.428	19 J. LOPEZ	03:53:36	06:45:24	TRACK	2:51:47.975	5:30:25.775	5:36:43.740
20 L. VANTHOOR	08:48:25	09:19:20	TRACK	30:55.571	7:48:29.793	7:55:00.999		06:45:24	06:46:46	PIT	1:22.168		8:06.656
L. VANTHOOR	09:19:20	09:20:38	PIT	1:17.212	7:48:29.793	7:56:18.211	20 N. DE VRIES	06:46:46	06:55:35	TRACK	8:49.354	4:50:35.913	4:55:32.559
21 L. VANTHOOR	09:20:38	10:03:35	TRACK	42:57.805	8:31:27.598	8:39:16.016	N. DE VRIES	06:55:35	06:57:56	PIT	2:21.063	4:50:35.913	4:57:53.622
	10:03:35	10:06:31	PIT	2:55.662		14:20.875	21 N. DE VRIES	06:57:56	08:15:42	TRACK	1:17:45.072	6:08:20.985	6:15:38.694
22 K. ESTRE	10:06:31	11:13:52	TRACK	1:07:21.209	6:26:11.047	6:32:17.486	N. DE VRIES	08:15:42	08:16:33	PIT	51.102	6:08:20.985	6:16:29.796
K. ESTRE	11:13:52	11:15:07	PIT	1:14.527	6:26:11.047	6:33:32.013	22 N. DE VRIES	08:16:33	09:04:11	TRACK	47:38.499	6:55:59.484	7:04:08.295
23 K. ESTRE	11:15:07	11:59:27	TRACK	44:20.324	7:10:31.371	7:17:52.337	N. DE VRIES	09:04:11	09:05:39	PIT	1:28.182	6:55:59.484	7:05:36.477
	11:59:27	12:00:56	PIT	1:28.529		15:49.404	23 N. DE VRIES	09:05:39	09:55:59	TRACK	50:19.864	7:46:19.348	7:55:56.341
24 L. VANTHOOR	12:00:56	12:36:14	TRACK	35:18.833	9:06:46.431	9:14:34.849		09:55:59	09:59:11	PIT	3:12.194		11:18.850
	12:36:14	12:37:31	PIT	1:16.090		17:05.494	24 K. KOBAYASHI	09:59:11	11:13:54	TRACK	1:14:42.156	5:23:31.258	5:29:28.527
25 K. ESTRE	12:37:31	13:19:50	TRACK	42:19.039	7:52:50.410	8:00:11.376	K. KOBAYASHI	11:13:54	11:15:09	PIT	1:14.942	5:23:31.258	5:30:43.469
	13:19:50	13:21:18	PIT	1:28.261		18:33.755	25 K. KOBAYASHI	11:15:09	11:39:53	TRACK	24:44.109	5:48:15.367	5:55:27.578
26 L. VANTHOOR	13:21:18	13:57:28	TRACK	36:10.155	9:42:56.586	9:50:45.004	K. KOBAYASHI	11:39:53	11:41:03	PIT	1:10.798	5:48:15.367	5:56:38.376
L. VANTHOOR	13:57:28	13:58:51	PIT	1:23.037	9:42:56.586	9:52:08.041	26 K. KOBAYASHI	11:41:03	12:25:07	TRACK	44:03.788	6:32:19.155	6:40:42.164
27 L. VANTHOOR	13:58:51	14:41:46	TRACK	42:55.283	10:25:51.869	10:35:03.324		12:25:07	12:26:23	PIT	1:16.155		12:35.005
L. VANTHOOR	14:41:46	14:43:12	PIT	1:25.483	10:25:51.869	10:36:28.807	27 J. LOPEZ	12:26:23	12:40:30	TRACK	14:06.345	5:44:32.120	5:50:50.085
28 L. VANTHOOR	14:43:12	15:22:24	TRACK	39:11.739	11:05:03.608	11:15:40.546	J. LOPEZ	12:40:30	12:41:30	PIT	1:00.753	5:44:32.120	5:51:50.838
L. VANTHOOR	15:22:24	15:23:31	PIT	1:07.581	11:05:03.608	11:16:48.127	28 J. LOPEZ	12:41:30	13:23:36	TRACK	42:05.364	6:26:37.484	6:33:56.202
29 L. VANTHOOR	15:23:31	16:03:00	TRACK	39:28.731	11:44:32.339	11:56:16.858	J. LOPEZ	13:23:36	13:24:52	PIT	1:15.951	6:26:37.484	6:35:12.153

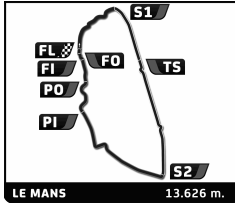
	T. Track	T. Pits	T. Time
K. ESTRE	7:52:50.410	7:20.966	8:00:11.376
Min:01:00:00-Max:None			
A. LOTTERER	3:41:43.626	5:48.138	3:47:31.764
Min:01:00:00-Max:None			
L. VANTHOOR	11:44:32.339	11:44.519	11:56:16.858
Min:01:00:00-Max:None			

7	Toyota Gazoo Racing	HYPERCAR - H
Toyota GR010 - Hybrid		
1 N. DE VRIES	16:00:26 16:39:49	TRACK 39:22.731 39:22.731 39:22.731
N. DE VRIES	16:39:49 16:41:06	PIT 1:17.203 39:22.731 40:39.934
2 N. DE VRIES	16:41:06 17:23:47	TRACK 42:41.309 1:22:04.040 1:23:21.243
N. DE VRIES	17:23:47 17:25:02	PIT 1:14.184 1:22:04.040 1:24:35.427
3 N. DE VRIES	17:25:02 17:42:59	TRACK 17:57.555 1:40:01.595 1:42:32.982
	17:42:59 17:44:09	PIT 1:09.624
4 K. KOBAYASHI	17:44:09 17:55:34	TRACK 11:25.468 11:25.468 11:25.468
K. KOBAYASHI	17:55:34 17:56:34	PIT 59.603 11:25.468 12:25.071
5 K. KOBAYASHI	17:56:34 18:27:13	TRACK 30:39.057 42:04.525 43:04.128
K. KOBAYASHI	18:27:13 18:28:15	PIT 1:01.923 42:04.525 44:06.051
6 K. KOBAYASHI	18:28:15 19:07:12	TRACK 38:56.838 1:21:01.363 1:23:02.889
K. KOBAYASHI	19:07:12 19:08:23	PIT 1:11.406 1:21:01.363 1:24:14.295
7 K. KOBAYASHI	19:08:23 19:53:11	TRACK 44:48.393 2:05:49.756 2:09:02.688
	19:53:11 19:54:39	PIT 1:27.818 2:37.442
8 J. LOPEZ	19:54:39 20:37:08	TRACK 42:28.299 42:28.299 42:28.299
J. LOPEZ	20:37:08 20:38:23	PIT 1:15.348 42:28.299 43:43.647
9 J. LOPEZ	20:38:23 21:04:49	TRACK 26:25.805 1:08:54.104 1:10:09.452
J. LOPEZ	21:04:49 21:05:21	PIT 32.116 1:08:54.104 1:10:41.568
10 J. LOPEZ	21:05:21 21:22:58	TRACK 17:36.841 1:26:30.945 1:28:18.409
J. LOPEZ	21:22:58 21:24:12	PIT 1:14.782 1:26:30.945 1:29:33.191
11 J. LOPEZ	21:24:12 21:59:39	TRACK 35:26.734 2:01:57.679 2:04:59.925
	21:59:39 22:00:59	PIT 1:20.128 3:57.570

	T. Track	T. Pits	T. Time
J. LOPEZ	9:00:36.536	12:20.031	9:12:56.567
Min:01:00:00-Max:None			
K. KOBAYASHI	6:32:19.155	8:23.009	6:40:42.164
Min:01:00:00-Max:None			
N. DE VRIES	7:46:19.348	9:36.993	7:55:56.341
Min:01:00:00-Max:None			

8	Toyota Gazoo Racing	HYPERCAR - H
Toyota GR010 - Hybrid		
1 S. BUEMI	16:00:26 16:42:51	TRACK 42:24.554 42:24.554 42:24.554
S. BUEMI	16:42:51 16:44:07	PIT 1:16.193 42:24.554 43:40.747
2 S. BUEMI	16:44:07 17:26:57	TRACK 42:49.694 1:25:14.248 1:26:30.441
S. BUEMI	17:26:57 17:28:16	PIT 1:19.032 1:25:14.248 1:27:49.473
3 S. BUEMI	17:28:16 17:38:58	TRACK 10:42.698 1:35:56.946 1:38:32.171
S. BUEMI	17:38:58 17:39:57	PIT 58.326 1:35:56.946 1:39:30.497
4 S. BUEMI	17:39:57 17:55:11	TRACK 15:14.452 1:51:11.398 1:54:44.949
S. BUEMI	17:55:11 17:56:13	PIT 1:02.278 1:51:11.398 1:55:47.227
5 S. BUEMI	17:56:13 18:26:36	TRACK 30:22.546 2:21:33.944 2:26:09.773
S. BUEMI	18:26:36 18:27:39	PIT 1:03.490 2:21:33.944 2:27:13.263
6 S. BUEMI	18:27:39 19:10:18	TRACK 42:38.706 3:04:12.650 3:09:51.969
	19:10:18 19:11:34	PIT 1:15.980 3:09:51.969
7 B. HARTLEY	19:11:34 19:56:31	TRACK 44:56.733 44:56.733 44:56.733
B. HARTLEY	19:56:31 19:57:57	PIT 1:26.689 44:56.733 46:23.422
8 B. HARTLEY	19:57:57 20:40:14	TRACK 42:16.954 1:27:13.687 1:28:40.376





FIA WEC 92^o Edition des 24 Heures du Mans Race

Stints Analysis



Nr. Driver	Start	End	Type	Time	T.Track	T.Driver	Nr. Driver	Start	End	Track	Pit	Stint	T.Driver
B. HARTLEY	20:40:14	20:41:30	PIT	1:15.728	1:27:13.687	1:29:56.104	8 M. CAPIETTO	19:08:17	19:51:31	TRACK	43:13.735	2:04:56.591	2:10:02.425
9 B. HARTLEY	20:41:30	21:24:58	TRACK	43:27.953	2:10:41.640	2:13:24.057		19:51:31	19:53:11	PIT	1:40.258		3:08.649
	21:24:58	21:26:14	PIT	1:15.641		2:31.621	9 J. RIED	19:53:11	20:34:19	TRACK	41:07.898	41:07.898	41:07.898
10 R. HIRAKAWA	21:26:14	21:57:12	TRACK	30:57.760	30:57.760	30:57.760	J. RIED	20:34:19	20:35:43	PIT	1:23.742	41:07.898	42:31.640
R. HIRAKAWA	21:57:12	21:58:28	PIT	1:16.581	30:57.760	32:14.341	10 J. RIED	20:35:43	21:17:49	TRACK	42:06.182	1:23:14.080	1:24:37.822
11 R. HIRAKAWA	21:58:28	22:29:08	TRACK	30:39.686	1:01:37.446	1:02:54.027	J. RIED	21:17:49	21:19:15	PIT	1:25.894	1:23:14.080	1:26:03.716
R. HIRAKAWA	22:29:08	22:30:18	PIT	1:10.401	1:01:37.446	1:04:04.428	11 J. RIED	21:19:15	21:43:34	TRACK	24:19.501	1:47:33.581	1:50:23.217
12 R. HIRAKAWA	22:30:18	00:09:15	TRACK	1:38:56.834	2:40:34.280	2:43:01.262							
R. HIRAKAWA	00:09:15	00:10:53	PIT	1:37.871	2:40:34.280	2:44:39.133							
13 R. HIRAKAWA	00:10:53	01:04:45	TRACK	53:52.133	3:34:26.413	3:38:31.266							
	01:04:45	01:06:18	PIT	1:32.823		4:04.444							
14 S. BUEMI	01:06:18	01:51:51	TRACK	45:33.049	3:49:45.699	3:55:25.018							
S. BUEMI	01:51:51	01:53:08	PIT	1:16.694	3:49:45.699	3:56:41.712							
15 S. BUEMI	01:53:08	02:35:30	TRACK	42:22.782	4:32:08.481	4:39:04.494							
S. BUEMI	02:35:30	02:36:59	PIT	1:29.065	4:32:08.481	4:40:33.559							
16 S. BUEMI	02:36:59	03:10:48	TRACK	33:48.435	5:05:56.916	5:14:21.994							
	03:10:48	03:12:13	PIT	1:25.476		5:29.920							
17 B. HARTLEY	03:12:13	03:47:31	TRACK	35:17.328	2:45:58.968	2:48:41.385							
B. HARTLEY	03:47:31	03:51:00	PIT	3:29.033	2:45:58.968	2:52:10.418							
18 B. HARTLEY	03:51:00	06:32:20	TRACK	2:41:20.134	5:27:19.102	5:33:30.552							
	06:32:20	06:36:57	PIT	4:37.651		10:07.571							
19 R. HIRAKAWA	06:36:57	08:43:13	TRACK	2:06:15.241	5:40:41.654	5:44:46.507							
R. HIRAKAWA	08:43:13	08:44:23	PIT	1:10.533	5:40:41.654	5:45:57.040							
20 R. HIRAKAWA	08:44:23	09:15:28	TRACK	31:04.269	6:11:45.923	6:17:01.309							
R. HIRAKAWA	09:15:28	09:16:42	PIT	1:14.330	6:11:45.923	6:18:15.639							
21 R. HIRAKAWA	09:16:42	10:03:36	TRACK	46:54.202	6:58:40.125	7:05:09.841							
	10:03:36	10:06:32	PIT	2:56.437		13:04.008							
22 S. BUEMI	10:06:32	11:13:48	TRACK	1:07:15.215	6:13:12.131	6:21:37.209							
S. BUEMI	11:13:48	11:15:02	PIT	1:14.623	6:13:12.131	6:22:51.832							
23 S. BUEMI	11:15:02	11:55:51	TRACK	40:48.340	6:54:00.471	7:03:40.172							
S. BUEMI	11:55:51	11:57:04	PIT	1:13.606	6:54:00.471	7:04:53.778							
24 S. BUEMI	11:57:04	12:39:22	TRACK	42:18.009	7:36:18.480	7:47:11.787							
	12:39:22	12:40:50	PIT	1:27.797		14:31.805							
25 B. HARTLEY	12:40:50	13:23:04	TRACK	42:14.286	6:09:33.388	6:15:44.838							
B. HARTLEY	13:23:04	13:24:20	PIT	1:15.932	6:09:33.388	6:17:00.770							
26 B. HARTLEY	13:24:20	13:52:54	TRACK	28:33.412	6:38:06.800	6:45:34.182							
B. HARTLEY	13:52:54	13:54:27	PIT	1:33.625	6:38:06.800	6:47:07.807							
27 B. HARTLEY	13:54:27	14:46:03	TRACK	51:35.731	7:29:42.531	7:38:43.538							
	14:46:03	14:47:20	PIT	1:17.105		15:48.910							
28 S. BUEMI	14:47:20	15:34:29	TRACK	47:08.443	8:23:26.923	8:34:20.230							
S. BUEMI	15:34:29	15:35:29	PIT	1:00.846	8:23:26.923	8:35:21.076							
29 S. BUEMI	15:35:29	16:03:25	TRACK	27:55.315	8:51:22.238	9:03:16.391							

	T. Track	T. Pits	T. Time
J. RIED	1:47:33.581	2:49.636	1:50:23.217
Min:06:00:00-Max:14:00:00		04:12:26.419	below Min
M. CAPIETTO	2:04:56.591	5:05.834	2:10:02.425
Min:06:00:00-Max:14:00:00		03:55:03.409	below Min
B. VISCAAL	1:36:28.827	3:04.912	1:39:33.739
Min:01:00:00-Max:None			

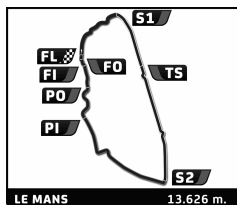
10 Vector Sport Oreca 07 - Gibson LMP2

1 P. PILET	16:00:26	16:33:37	TRACK	33:10.792	33:10.792	33:10.792
P. PILET	16:33:37	16:35:04	PIT	1:27.261	33:10.792	34:38.053
2 P. PILET	16:35:04	17:16:11	TRACK	41:06.961	1:14:17.753	1:15:45.014
P. PILET	17:16:11	17:17:50	PIT	1:39.328	1:14:17.753	1:17:24.342
3 P. PILET	17:17:50	17:59:22	TRACK	41:31.264	1:55:49.017	1:58:55.606
P. PILET	17:59:22	18:00:59	PIT	1:37.042	1:55:49.017	2:00:32.648
4 P. PILET	18:00:59	18:44:05	TRACK	43:05.961	2:38:54.978	2:43:38.609
	18:44:05	18:45:44	PIT	1:39.152		1:39.152
5 R. CULLEN	18:45:44	19:27:51	TRACK	42:07.499	42:07.499	42:07.499
R. CULLEN	19:27:51	19:29:14	PIT	1:22.392	42:07.499	43:29.891
6 R. CULLEN	19:29:14	20:11:39	TRACK	42:25.067	1:24:32.566	1:25:54.958
R. CULLEN	20:11:39	20:13:02	PIT	1:23.044	1:24:32.566	1:27:18.002
7 R. CULLEN	20:13:02	20:55:18	TRACK	42:15.726	2:06:48.292	2:09:33.728
	20:55:18	20:57:08	PIT	1:50.768		3:29.920
8 S. RICHELMI	20:57:08	21:38:02	TRACK	40:53.159	40:53.159	40:53.159
S. RICHELMI	21:38:02	21:39:27	PIT	1:25.195	40:53.159	42:18.354
9 S. RICHELMI	21:39:27	22:01:36	TRACK	22:09.548	1:03:02.707	1:04:27.902
S. RICHELMI	22:01:36	22:02:51	PIT	1:14.643	1:03:02.707	1:05:42.545
10 S. RICHELMI	22:02:51	22:47:19	TRACK	44:27.813	1:47:30.520	1:50:10.358
S. RICHELMI	22:47:19	22:51:01	PIT	3:42.135	1:47:30.520	1:53:52.493
11 S. RICHELMI	22:51:01	23:36:13	TRACK	45:11.946	2:32:42.466	2:39:04.439
	23:36:13	23:39:21	PIT	3:08.049		6:37.969
12 P. PILET	23:39:21	00:09:53	TRACK	30:32.268	3:09:27.246	3:14:10.877
P. PILET	00:09:53	00:12:02	PIT	2:08.870	3:09:27.246	3:16:19.747
13 P. PILET	00:12:02	00:29:00	TRACK	16:58.194	3:26:25.440	3:33:17.941
P. PILET	00:29:00	00:29:33	PIT	32.558	3:26:25.440	3:33:50.499
14 P. PILET	00:29:33	01:01:09	TRACK	31:35.925	3:58:01.365	4:05:26.424
P. PILET	01:01:09	01:02:51	PIT	1:42.011	3:58:01.365	4:07:08.435
15 P. PILET	01:02:51	01:47:22	TRACK	44:31.577	4:42:32.942	4:51:40.012
P. PILET	01:47:22	01:48:45	PIT	1:23.085	4:42:32.942	4:53:03.097
16 P. PILET	01:48:45	02:00:47	TRACK	12:01.834	4:54:34.776	5:05:04.931
P. PILET	02:00:47	02:01:19	PIT	32.219	4:54:34.776	5:05:37.150
17 P. PILET	02:01:19	02:30:41	TRACK	29:21.634	5:23:56.410	5:34:58.784
	02:30:41	02:32:22	PIT	1:40.742		8:18.711
18 R. CULLEN	02:32:22	03:07:26	TRACK	35:04.680	2:41:52.972	2:44:38.408
R. CULLEN	03:07:26	03:08:58	PIT	1:32.030	2:41:52.972	2:46:10.438
19 R. CULLEN	03:08:58	03:46:13	TRACK	37:14.667	3:19:07.639	3:23:25.105
R. CULLEN	03:46:13	03:48:16	PIT	2:02.554	3:19:07.639	3:25:27.659
20 R. CULLEN	03:48:16	05:59:32	TRACK	2:11:16.229	5:30:23.868	5:36:43.888
	05:59:32	06:04:35	PIT	5:02.736		13:21.447
21 S. RICHELMI	06:04:35	07:26:08	TRACK	1:21:32.893	3:54:15.359	4:00:37.332
S. RICHELMI	07:26:08	07:29:47	PIT	3:39.667	3:54:15.359	4:04:16.999
22 S. RICHELMI	07:29:47	08:41:35	TRACK	1:11:47.711	5:06:03.070	5:16:04.710
S. RICHELMI	08:41:35	08:43:07	PIT	1:31.642	5:06:03.070	5:17:36.352
23 S. RICHELMI	08:43:07	09:15:50	TRACK	32:43.737	5:38:46.807	5:50:20.089
S. RICHELMI	09:15:50	09:17:23	PIT	1:33.080	5:38:46.807	5:51:53.169
24 S. RICHELMI	09:17:23	09:43:36	TRACK	26:12.659	6:04:59.466	6:18:05.828
	09:43:36	09:46:24	PIT	2:48.237		16:09.684
25 P. PILET	09:46:24	11:01:11	TRACK	1:14:46.303	6:38:42.713	6:49:45.087

	T. Track	T. Pits	T. Time
S. BUEMI	8:51:22.238	11:54.153	9:03:16.391
Min:01:00:00-Max:None			
B. HARTLEY	7:29:42.531	9:01.007	7:38:43.538
Min:01:00:00-Max:None			
R. HIRAKAWA	6:58:40.125	6:29.716	7:05:09.841
Min:01:00:00-Max:None			

9 Proton Competition Oreca 07 - Gibson LMP2

1 B. VISCAAL	16:00:26	16:37:20	TRACK	36:54.332	36:54.332	36:54.332
B. VISCAAL	16:37:20	16:38:39	PIT	1:18.501	36:54.332	38:12.833
2 B. VISCAAL	16:38:39	17:19:39	TRACK	40:59.746	1:17:54.078	1:19:12.579
B. VISCAAL	17:19:39	17:21:25	PIT	1:46.411	1:17:54.078	1:20:58.990
3 B. VISCAAL	17:21:25	17:40:00	TRACK	18:34.749	1:36:28.827	1:39:33.739
	17:40:00	17:41:28	PIT	1:28.391		1:28.391
4 M. CAPIETTO	17:41:28	17:58:12	TRACK	16:43.860	16:43.860	16:43.860
M. CAPIETTO	17:58:12	18:00:15	PIT	2:03.282	16:43.860	18:47.142
5 M. CAPIETTO	18:00:15	18:24:34	TRACK	24:18.379	41:02.239	43:05.521
M. CAPIETTO	18:24:34	18:25:39	PIT	1:05.582	41:02.239	44:11.103
6 M. CAPIETTO	18:25:39	18:40:38	TRACK	14:58.744	56:00.983	59:09.847
M. CAPIETTO	18:40:38	18:41:10	PIT	32.089	56:00.983	59:41.936
7 M. CAPIETTO	18:41:10	19:06:52	TRACK	25:		



FIA WEC 92^o Edition des 24 Heures du Mans Race



Stints Analysis

Nr. Driver	Start	End	Type	Time	T.Track	T.Driver	Nr. Driver	Start	End	Track	Pit	Stint	T.Driver
P. PILET	11:01:11	11:02:41	PIT	1:30.137	6:38:42.713	6:51:15.224	22 J. VERNAY	08:42:20	09:33:21	TRACK	51:01.099	6:12:54.954	6:21:15.305
26 P. PILET	11:02:41	11:43:16	TRACK	40:35.561	7:19:18.274	7:31:50.785	J. VERNAY	09:33:21	09:34:53	PIT	1:31.637	6:12:54.954	6:22:46.942
P. PILET	11:43:16	11:44:41	PIT	1:24.898	7:19:18.274	7:33:15.683	23 J. VERNAY	09:34:53	11:07:33	TRACK	1:32:40.260	7:45:35.214	7:55:27.202
27 P. PILET	11:44:41	12:27:21	TRACK	42:39.785	8:01:58.059	8:15:55.468		11:07:33	11:09:19	PIT	1:45.425		13:37.180
12:27:21	12:29:03	PIT	1:41.551		17:51.235	24 A. SERRAVALLE	11:09:19	11:58:48	TRACK	49:28.901	7:17:13.124	7:24:16.058	
28 R. CULLEN	12:29:03	13:10:12	TRACK	41:09.214	6:11:33.082	6:17:53.102	A. SERRAVALLE	11:58:48	12:00:15	PIT	1:27.334	7:17:13.124	7:25:43.392
13:10:12	13:11:34	PIT	1:22.450		19:13.685	25 A. SERRAVALLE	12:00:15	12:43:59	TRACK	43:44.397	8:00:57.521	8:09:27.789	
29 S. RICHELMI	13:11:34	13:53:06	TRACK	41:31.393	6:46:30.859	6:59:37.221		12:43:59	12:45:42	PIT	1:42.342		15:19.522
S. RICHELMI	13:53:06	13:54:46	PIT	1:40.069	6:46:30.859	7:01:17.290	26 C. BENNETT	12:45:42	13:33:26	TRACK	47:43.976	5:09:26.329	5:12:45.011
30 S. RICHELMI	13:54:46	14:40:10	TRACK	45:23.880	7:31:54.739	7:46:41.170	C. BENNETT	13:33:26	13:36:07	PIT	2:41.370	5:09:26.329	5:15:26.381
14:40:10	14:41:33	PIT	1:23.843		20:37.528	27 C. BENNETT	13:36:07	13:51:24	TRACK	15:16.815	5:24:43.144	5:30:43.196	
31 P. PILET	14:41:33	15:18:58	TRACK	37:24.553	8:39:22.612	8:53:20.021	C. BENNETT	13:51:24	13:52:34	PIT	1:09.886	5:24:43.144	5:31:53.082
P. PILET	15:18:58	15:20:13	PIT	1:14.683	8:39:22.612	8:54:34.704	28 C. BENNETT	13:52:34	14:42:05	TRACK	49:31.032	6:14:14.176	6:21:24.114
32 P. PILET	15:20:13	16:06:27	TRACK	46:14.535	9:25:37.147	9:40:49.239		14:42:05	14:43:42	PIT	1:37.275		16:56.797

	T. Track	T. Pits	T. Time
R. CULLEN	6:11:33.082	6:20.020	6:17:53.102
Min:06:00:00-Max:14:00:00			
P. PILET	9:25:37.147	15:12.092	9:40:49.239
Min:01:00:00-Max:None			
S. RICHELMI	7:31:54.739	14:46.431	7:46:41.170
Min:01:00:00-Max:None			

	T. Track	T. Pits	T. Time
C. BENNETT	6:14:14.176	7:09.938	6:21:24.114
Min:01:00:00-Max:None			
J. VERNAY	9:03:14.800	11:12.374	9:14:27.174
Min:01:00:00-Max:None			
A. SERRAVALLE	8:00:57.521	8:30.268	8:09:27.789
Min:01:00:00-Max:None			

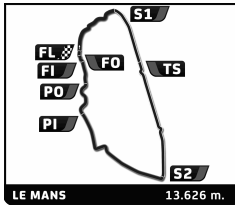
11 Isotta Fraschini Isotta Fraschini Tipo6-C HYPERCAR - H

1 J. VERNAY	16:00:26	16:39:50	TRACK	39:24.188	39:24.188	39:24.188
J. VERNAY	16:39:50	16:41:23	PIT	1:33.041	39:24.188	40:57.229
2 J. VERNAY	16:41:23	17:24:59	TRACK	43:36.029	1:23:00.217	1:24:33.258
J. VERNAY	17:24:59	17:26:16	PIT	1:16.866	1:23:00.217	1:25:50.124
3 J. VERNAY	17:26:16	17:40:39	TRACK	14:23.262	1:37:23.479	1:40:13.386
J. VERNAY	17:40:39	17:41:51	PIT	1:12.001	1:37:23.479	1:41:25.387
4 J. VERNAY	17:41:51	17:57:43	TRACK	15:51.150	1:53:14.629	1:57:16.537
	17:57:43	17:58:53	PIT	1:10.534		1:10.534
5 A. SERRAVALLE	17:58:53	18:42:30	TRACK	43:37.041	43:37.041	43:37.041
A. SERRAVALLE	18:42:30	18:43:41	PIT	1:11.231	43:37.041	44:48.272
6 A. SERRAVALLE	18:43:41	19:28:15	TRACK	44:33.440	1:28:10.481	1:29:21.712
A. SERRAVALLE	19:28:15	19:29:33	PIT	1:17.997	1:28:10.481	1:30:39.709
7 A. SERRAVALLE	19:29:33	19:52:58	TRACK	23:25.230	1:51:35.711	1:54:04.939
A. SERRAVALLE	19:52:58	19:54:22	PIT	1:24.289	1:51:35.711	1:55:29.228
8 A. SERRAVALLE	19:54:22	20:37:39	TRACK	43:16.984	2:34:52.695	2:38:46.212
	20:37:39	20:39:17	PIT	1:37.419		2:47.953
9 C. BENNETT	20:39:17	21:09:32	TRACK	30:14.950	30:14.950	30:14.950
C. BENNETT	21:09:32	21:10:04	PIT	32.177	30:14.950	30:47.127
10 C. BENNETT	21:10:04	21:24:26	TRACK	14:22.227	44:37.177	45:09.354
C. BENNETT	21:24:26	21:25:44	PIT	1:17.793	44:37.177	46:27.147
11 C. BENNETT	21:25:44	21:57:25	TRACK	31:40.668	1:16:17.845	1:18:07.815
C. BENNETT	21:57:25	21:58:53	PIT	1:28.712	1:16:17.845	1:19:36.527
12 C. BENNETT	21:58:53	22:31:05	TRACK	32:11.230	1:48:29.075	1:51:47.757
	22:31:05	22:32:36	PIT	1:31.012		4:18.965
13 J. VERNAY	22:32:36	22:36:32	TRACK	3:56.535	1:57:11.164	2:01:13.072
J. VERNAY	22:36:32	22:37:04	PIT	32.179	1:57:11.164	2:01:45.251
14 J. VERNAY	22:37:04	00:10:12	TRACK	1:33:08.045	3:30:19.209	3:34:53.296
J. VERNAY	00:10:12	00:12:20	PIT	2:08.033	3:30:19.209	3:37:01.329
15 J. VERNAY	00:12:20	01:13:36	TRACK	1:01:15.480	4:31:34.689	4:38:16.809
J. VERNAY	01:13:36	01:15:14	PIT	1:38.231	4:31:34.689	4:39:55.040
16 J. VERNAY	01:15:14	02:05:33	TRACK	50:19.166	5:21:53.855	5:30:14.206
	02:05:33	02:07:17	PIT	1:43.784		6:02.749
17 A. SERRAVALLE	02:07:17	02:52:12	TRACK	44:55.202	3:19:47.897	3:23:41.414
A. SERRAVALLE	02:52:12	02:53:36	PIT	1:23.638	3:19:47.897	3:25:05.052
18 A. SERRAVALLE	02:53:36	03:09:02	TRACK	15:25.916	3:35:13.813	3:40:30.968
A. SERRAVALLE	03:09:02	03:10:15	PIT	1:13.560	3:35:13.813	3:41:44.528
19 A. SERRAVALLE	03:10:15	03:38:32	TRACK	28:16.800	4:03:30.613	4:10:01.328
A. SERRAVALLE	03:38:32	03:39:04	PIT	32.219	4:03:30.613	4:10:33.547
20 A. SERRAVALLE	03:39:04	06:03:18	TRACK	2:24:13.610	6:27:44.223	6:34:47.157
	06:03:18	06:07:50	PIT	4:31.684		10:34.433
21 C. BENNETT	06:07:50	08:41:03	TRACK	2:33:13.278	4:21:42.353	4:25:01.035
	08:41:03	08:42:20	PIT	1:17.322		11:51.755

12 Hertz Team JOTA Porsche 963 HYPERCAR - H

1 W. STEVENS	16:00:26	16:43:18	TRACK	42:51.538	42:51.538	42:51.538
W. STEVENS	16:43:18	16:44:33	PIT	1:15.731	42:51.538	44:07.269
2 W. STEVENS	16:44:33	17:20:16	TRACK	35:42.268	1:18:33.806	1:19:49.537
W. STEVENS	17:20:16	17:21:23	PIT	1:07.065	1:18:33.806	1:20:56.602
3 W. STEVENS	17:21:23	18:05:26	TRACK	44:03.260	2:02:37.066	2:04:59.862
W. STEVENS	18:05:26	18:06:39	PIT	1:13.077	2:02:37.066	2:06:12.939
4 W. STEVENS	18:06:39	18:26:43	TRACK	20:03.746	2:22:40.812	2:26:16.685
	18:26:43	18:27:51	PIT	1:07.769		1:07.769
5 C. ILOTT	18:27:51	19:10:44	TRACK	42:53.575	42:53.575	42:53.575
C. ILOTT	19:10:44	19:11:59	PIT	1:14.859	42:53.575	44:08.434
6 C. ILOTT	19:11:59	19:57:00	TRACK	45:00.664	1:27:54.239	1:29:09.098
C. ILOTT	19:57:00	19:58:14	PIT	1:14.068	1:27:54.239	1:30:23.166
7 C. ILOTT	19:58:14	20:40:47	TRACK	42:33.156	2:10:27.395	2:12:56.322
	20:40:47	20:42:16	PIT	1:28.920		2:36.689
8 N. NATO	20:42:16	21:26:22	TRACK	44:06.333	44:06.333	44:06.333
N. NATO	21:26:22	21:27:36	PIT	1:14.126	44:06.333	45:20.459
9 N. NATO	21:27:36	21:54:53	TRACK	27:16.907	1:11:23.240	1:12:37.366
N. NATO	21:54:53	21:56:09	PIT	1:15.479	1:11:23.240	1:13:52.845
10 N. NATO	21:56:09	22:30:49	TRACK	34:40.616	1:46:03.856	1:48:33.461
N. NATO	22:30:49	22:32:06	PIT	1:16.288	1:46:03.856	1:49:49.749
11 N. NATO	22:32:06	00:09:57	TRACK	1:37:51.698	3:23:55.554	3:27:41.447
	00:09:57	00:11:53	PIT	1:55.945		4:32.634
12 W. STEVENS	00:11:53	00:58:56	TRACK	47:03.197	3:09:44.009	3:13:19.882
W. STEVENS	00:58:56	00:59:28	PIT	32.096	3:09:44.009	3:13:51.978
13 W. STEVENS	00:59:28	01:07:12	TRACK	7:43.115	3:17:27.124	3:21:35.093
W. STEVENS	01:07:12	01:08:41	PIT	1:29.616	3:17:27.124	3:23:04.709
14 W. STEVENS	01:08:41	01:56:09	TRACK	47:28.186	4:04:55.310	4:10:32.895
W. STEVENS	01:56:09	01:57:22	PIT	1:12.590	4:04:55.310	4:11:45.485
15 W. STEVENS	01:57:22	02:40:01	TRACK	42:38.541	4:47:33.851	4:54:24.026
	02:40:01	02:41:30	PIT	1:29.722		6:02.356
16 C. ILOTT	02:41:30	03:19:03	TRACK	37:32.617	2:48:00.012	2:50:28.939
C. ILOTT	03:19:03	03:20:19	PIT	1:16.198	2:48:00.012	2:51:45.137
17 C. ILOTT	03:20:19	06:32:18	TRACK	3:11:59.000	5:59:59.012	6:03:44.137
	06:32:18	06:36:55	PIT	4:36.554		10:38.910
18 N. NATO	06:36:55	08:48:13	TRACK	2:11:18.460	5:35:14.014	5:38:59.907
N. NATO	08:48:13	08:49:29	PIT	1:15.644	5:35:14.014	5:40:15.551
19 N. NATO	08:49:29	09:21:46	TRACK	32:17.309	6:07:31.323	6:12:32.860
N. NATO	09:21:46	09:23:01	PIT	1:14.763	6:07:31.323	6:13:47.623
20 N. NATO	09:23:01	10:07:56	TRACK	44:55.089	6:52:26.412	6:58:42.712





FIA WEC 92^o Edition des 24 Heures du Mans Race



Stints Analysis

Nr. Driver	Start	End	Type	Time	T.Track	T.Driver	Nr. Driver	Start	End	Track	Pit	Stint	T.Driver	
21 W. STEVENS	10:07:56	10:11:37	PIT	3:41.268		14:20.178	21 L. DELÉTRAZ	09:14:12	10:00:43	TRACK	46:30.914	4:50:46.657	4:55:31.209	
	10:11:37	11:10:54	TRACK	59:17.279	5:46:51.130	5:53:41.305		L. DELÉTRAZ	10:00:43	10:04:10	PIT	3:27.144	4:50:46.657	4:58:58.353
	11:10:54	11:12:07	PIT	1:12.410	5:46:51.130	5:54:53.715	22 L. DELÉTRAZ	10:04:10	10:57:38	TRACK	53:27.997	5:44:14.654	5:52:26.350	
22 W. STEVENS	11:12:07	11:56:32	TRACK	44:24.784	6:31:15.914	6:39:18.499		L. DELÉTRAZ	10:57:38	10:58:57	PIT	1:19.561	5:44:14.654	5:53:45.911
	11:56:32	11:58:00	PIT	1:27.897	6:31:15.914	6:40:46.396	23 L. DELÉTRAZ	10:58:57	11:39:34	TRACK	40:36.729	6:24:51.383	6:34:22.640	
23 W. STEVENS	11:58:00	12:40:29	TRACK	42:29.249	7:13:45.163	7:23:15.645		L. DELÉTRAZ	11:39:34	11:41:00	PIT	1:25.756	6:24:51.383	6:35:48.396
	12:40:29	12:41:44	PIT	1:15.712		15:35.890	24 L. DELÉTRAZ	11:41:00	12:23:51	TRACK	42:51.291	7:07:42.674	7:18:39.687	
24 C. ILOTT	12:41:44	13:24:13	TRACK	42:28.599	6:42:27.611	6:46:12.736			12:23:51	12:25:28	PIT	1:36.693		20:10.770
	13:24:13	13:25:44	PIT	1:30.720	6:42:27.611	6:47:43.456	25 A. QUINN	12:25:28	13:06:28	TRACK	40:59.777	6:27:44.612	6:33:33.122	
25 C. ILOTT	13:25:44	13:50:33	TRACK	24:49.323	7:07:16.934	7:12:32.779		A. QUINN	13:06:28	13:07:53	PIT	1:24.899	6:27:44.612	6:34:58.021
	13:50:33	13:51:45	PIT	1:11.606	7:07:16.934	7:13:44.385	26 A. QUINN	13:07:53	13:48:52	TRACK	40:59.000	7:08:43.612	7:15:57.021	
26 C. ILOTT	13:51:45	14:38:35	TRACK	46:50.288	7:54:07.222	8:00:34.673		A. QUINN	13:48:52	13:50:31	PIT	1:39.486	7:08:43.612	7:17:36.507
	14:38:35	14:39:49	PIT	1:14.007		16:49.897	27 A. QUINN	13:50:31	14:35:36	TRACK	45:04.900	7:53:48.512	8:02:41.407	
27 N. NATO	14:39:49	15:27:24	TRACK	47:34.820	7:40:01.232	7:46:17.532			14:35:36	14:37:04	PIT	1:27.890		21:38.660
	15:27:24	15:28:38	PIT	1:13.743	7:40:01.232	7:47:31.275	28 L. DELÉTRAZ	14:37:04	15:22:57	TRACK	45:53.513	7:53:36.187	8:04:33.200	
28 N. NATO	15:28:38	16:05:25	TRACK	36:47.057	8:16:48.289	8:24:18.332		L. DELÉTRAZ	15:22:57	15:24:24	PIT	1:26.158	7:53:36.187	8:05:59.358
							29 L. DELÉTRAZ	15:24:24	16:02:54	TRACK	38:30.111	8:32:06.298	8:44:29.469	

T. Track	T. Pits	T. Time	
W. STEVENS	7:13:45.163	9:30.482	7:23:15.645
Min:01:00:00-Max:None			
N. NATO	8:16:48.289	7:30.043	8:24:18.332
Min:01:00:00-Max:None			
C. ILOTT	7:54:07.222	6:27.451	8:00:34.673
Min:01:00:00-Max:None			

T. Track	T. Pits	T. Time	
P. HYETT	6:47:13.446	6:24.556	6:53:38.002
Min:06:00:00-Max:14:00:00			
L. DELÉTRAZ	8:32:06.298	12:23.171	8:44:29.469
Min:01:00:00-Max:None			
A. QUINN	7:53:48.512	8:52.895	8:02:41.407
Min:01:00:00-Max:None			

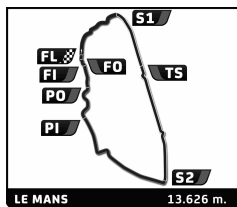
14		AO by TF		Oreca 07 - Gibson		LMP2 - P/A	
1 L. DELÉTRAZ	16:00:26	16:37:15	TRACK	36:48.977	36:48.977	36:48.977	
	16:37:15	16:38:47	PIT	1:32.212		1:32.212	
2 P. HYETT	16:38:47	17:21:12	TRACK	42:24.388	42:24.388	42:24.388	
	17:21:12	17:22:49	PIT	1:36.964	42:24.388	44:01.352	
3 P. HYETT	17:22:49	18:09:50	TRACK	47:01.628	1:29:26.016	1:31:02.980	
	18:09:50	18:11:17	PIT	1:27.213	1:29:26.016	1:32:30.193	
4 P. HYETT	18:11:17	18:55:27	TRACK	44:09.692	2:13:35.708	2:16:39.885	
	18:55:27	18:57:04	PIT	1:36.408		3:08.620	
5 A. QUINN	18:57:04	19:40:29	TRACK	43:25.582	43:25.582	43:25.582	
	19:40:29	19:41:56	PIT	1:27.309	43:25.582	44:52.891	
6 A. QUINN	19:41:56	20:19:03	TRACK	37:06.721	1:20:32.303	1:21:59.612	
	20:19:03	20:20:22	PIT	1:18.505	1:20:32.303	1:23:18.117	
7 A. QUINN	20:20:22	21:02:16	TRACK	41:54.563	2:02:26.866	2:05:12.680	
	21:02:16	21:03:55	PIT	1:38.483		4:47.103	
8 P. HYETT	21:03:55	21:46:03	TRACK	42:07.780	2:55:43.488	2:58:47.665	
	21:46:03	21:47:29	PIT	1:26.085	2:55:43.488	3:00:13.750	
9 P. HYETT	21:47:29	21:58:08	TRACK	10:39.376	3:06:22.864	3:10:53.126	
	21:58:08	21:59:12	PIT	1:03.528		5:50.631	
10 L. DELÉTRAZ	21:59:12	22:26:59	TRACK	27:47.620	1:04:36.597	1:04:36.597	
	22:26:59	22:28:16	PIT	1:16.464	1:04:36.597	1:05:53.061	
11 L. DELÉTRAZ	22:28:16	00:09:59	TRACK	1:41:43.581	2:46:20.178	2:47:36.642	
	00:09:59	00:12:05	PIT	2:05.942	2:46:20.178	2:49:42.584	
12 L. DELÉTRAZ	00:12:05	00:44:23	TRACK	32:18.323	3:18:38.501	3:22:00.907	
	00:44:23	00:45:46	PIT	1:22.146	3:18:38.501	3:23:23.053	
13 L. DELÉTRAZ	00:45:46	01:31:23	TRACK	45:37.242	4:04:15.743	4:09:00.295	
	01:31:23	01:32:47	PIT	1:24.271		7:14.902	
14 P. HYETT	01:32:47	02:20:57	TRACK	48:09.699	3:54:32.563	3:59:02.825	
	02:20:57	02:22:51	PIT	1:54.294	3:54:32.563	4:00:57.119	
15 P. HYETT	02:22:51	03:06:10	TRACK	43:18.583	4:37:51.146	4:44:15.702	
	03:06:10	03:07:35	PIT	1:25.159		8:40.061	
16 A. QUINN	03:07:35	03:12:26	TRACK	4:50.748	2:07:17.614	2:10:03.428	
	03:12:26	03:13:27	PIT	1:01.796	2:07:17.614	2:11:05.224	
17 A. QUINN	03:13:27	04:25:19	TRACK	1:11:51.855	3:19:09.469	3:22:57.079	
	04:25:19	04:28:53	PIT	3:33.504		12:13.565	
18 P. HYETT	04:28:53	06:38:15	TRACK	2:09:22.300	6:47:13.446	6:53:38.002	
	06:38:15	06:43:05	PIT	4:49.556		17:03.121	
19 A. QUINN	06:43:05	08:33:10	TRACK	1:50:05.208	5:09:14.677	5:13:02.287	
	08:33:10	08:35:11	PIT	2:00.900	5:09:14.677	5:15:03.187	
20 A. QUINN	08:35:11	09:12:41	TRACK	37:30.158	5:46:44.835	5:52:33.345	
	09:12:41	09:14:12	PIT	1:30.956		18:34.077	

15		BMW M Team WRT		BMW M HYBRID V8		Retired	
						HYPERCAR - H	
1 M. WITTMANN	16:00:26	16:22:49	TRACK	22:22.757	22:22.757	22:22.757	
	16:22:49	16:24:26	PIT	1:37.318	22:22.757	24:00.075	
2 M. WITTMANN	16:24:26	16:49:30	TRACK	25:03.385	47:26.142	49:03.460	
	16:49:30	16:50:28	PIT	58.906	47:26.142	50:02.366	
3 M. WITTMANN	16:50:28	17:33:24	TRACK	42:55.566	1:30:21.708	1:32:57.932	
	17:33:24	17:34:56	PIT	1:31.935	1:30:21.708	1:34:29.867	
4 M. WITTMANN	17:34:56	18:15:47	TRACK	40:50.646	2:11:12.354	2:15:20.513	
	18:15:47	18:17:11	PIT	1:24.002		1:24.002	
5 R. MARCIELLO	18:17:11	19:01:38	TRACK	44:27.545	44:27.545	44:27.545	
	19:01:38	19:02:53	PIT	1:14.801	44:27.545	45:42.346	
6 R. MARCIELLO	19:02:53	19:47:53	TRACK	44:59.734	1:29:27.279	1:30:42.080	
	19:47:53	19:49:08	PIT	1:14.968	1:29:27.279	1:31:57.048	
7 R. MARCIELLO	19:49:08	20:31:50	TRACK	42:42.174	2:12:09.453	2:14:39.222	
	20:31:50	20:33:19	PIT	1:29.394		2:53.396	
8 D. VANTHOOR	20:33:19	21:16:51	TRACK	43:32.202	43:32.202	43:32.202	
	21:16:51	21:18:07	PIT	1:15.785	43:32.202	44:47.987	
9 D. VANTHOOR	21:18:07	21:55:42	TRACK	37:34.978	1:21:07.180	1:22:22.965	
	21:55:42	21:57:07	PIT	1:24.759	1:21:07.180	1:23:47.724	
10 D. VANTHOOR	21:57:07	22:31:54	TRACK	34:47.339	1:55:54.519	1:58:35.063	
	22:31:54	22:33:18	PIT	1:24.060	1:55:54.519	1:59:59.123	
11 D. VANTHOOR	22:33:18	22:35:27	TRACK	2:08.303	1:58:02.822	2:02:07.426	

T. Track	T. Pits	T. Time	
D. VANTHOOR	1:58:02.822	4:04.604	2:02:07.426
Min:01:00:00-Max:None			
R. MARCIELLO	2:12:09.453	2:29.769	2:14:39.222
Min:01:00:00-Max:None			
M. WITTMANN	2:11:12.354	4:08.159	2:15:20.513
Min:01:00:00-Max:None			

19		Lamborghini Iron Lynx		Lamborghini SC63		HYPERCAR - H	
1 A. CALDARELLI	16:00:26	16:43:19	TRACK	42:53.044	42:53.044	42:53.044	
	16:43:19	16:44:35	PIT	1:15.613	42:53.044	44:08.657	
2 A. CALDARELLI	16:44:35	17:27:26	TRACK	42:51.668	1:25:44.712	1:27:00.325	
	17:27:26	17:28:42	PIT	1:15.943	1:25:44.712	1:28:16.268	
3 A. CALDARELLI	17:28:42	18:12:38	TRACK	43:55.436	2:09:40.148	2:12:11.704	
	18:12:38	18:14:55	PIT	2:16.740		2:16.740	
4 R. GROISJEAN	18:14:55	19:00:18	TRACK	45:23.344	45:23.344	45:23.344	





FIA WEC

92^o Edition des 24 Heures du Mans

Race

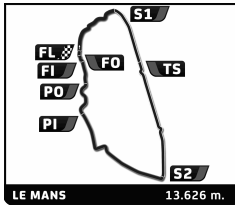


Stints Analysis

Nr. Driver	Start	End	Type	Time	T.Track	T.Driver	Nr. Driver	Start	End	Track	Pit	Stint	T.Driver																																																																																																																																																																																																																																																																																																																					
R. GROSJEAN	19:00:18	19:01:32	PIT	1:14.551	45:23.344	46:37.895	5 R. FRIJNS	18:19:01	18:30:31	TRACK	11:30.314	40:39.798	41:41.954																																																																																																																																																																																																																																																																																																																					
5 R. GROSJEAN	19:01:32	19:46:39	TRACK	45:06.340	1:30:29.684	1:31:44.235	R. FRIJNS	18:30:31	18:54:49	PIT	24:17.750	40:39.798	1:05:59.704																																																																																																																																																																																																																																																																																																																					
R. GROSJEAN	19:46:39	19:47:53	PIT	1:14.384	1:30:29.684	1:32:58.619	6 R. FRIJNS	18:54:49	19:40:21	TRACK	45:32.027	1:26:11.825	1:51:31.731																																																																																																																																																																																																																																																																																																																					
6 R. GROSJEAN	19:47:53	20:30:44	TRACK	42:50.963	2:13:20.647	2:15:49.582	R. FRIJNS	19:40:21	19:41:44	PIT	1:23.094	1:26:11.825	1:52:54.825																																																																																																																																																																																																																																																																																																																					
	20:30:44	20:32:39	PIT	1:54.687		4:11.427	7 R. FRIJNS	19:41:44	20:24:36	TRACK	42:52.350	2:09:04.175	2:35:47.175																																																																																																																																																																																																																																																																																																																					
7 M. CAIROLI	20:32:39	21:17:22	TRACK	44:43.004	44:43.004	44:43.004		20:24:36	20:26:09	PIT	1:32.275		3:00.476																																																																																																																																																																																																																																																																																																																					
M. CAIROLI	21:17:22	21:19:28	PIT	2:06.327	44:43.004	46:49.331	8 S. VAN DER LINDE	20:26:09	21:10:11	TRACK	44:02.270	44:02.270	44:02.270																																																																																																																																																																																																																																																																																																																					
8 M. CAIROLI	21:19:28	22:01:50	TRACK	42:21.853	1:27:04.857	1:29:11.184	S. VAN DER LINDE	21:10:11	21:11:29	PIT	1:18.180	44:02.270	45:20.450																																																																																																																																																																																																																																																																																																																					
M. CAIROLI	22:01:50	22:03:41	PIT	1:50.632	1:27:04.857	1:31:01.816	9 S. VAN DER LINDE	21:11:29	21:56:39	TRACK	45:10.440	1:29:12.710	1:30:30.890																																																																																																																																																																																																																																																																																																																					
9 M. CAIROLI	22:03:41	22:22:33	TRACK	18:52.072	1:45:56.929	1:49:53.888	S. VAN DER LINDE	21:56:39	21:58:08	PIT	1:28.903	1:29:12.710	1:31:59.793																																																																																																																																																																																																																																																																																																																					
M. CAIROLI	22:22:33	22:23:05	PIT	32.257	1:45:56.929	1:50:26.145	10 S. VAN DER LINDE	21:58:08	22:21:00	TRACK	22:51.758	1:52:04.468	1:54:51.551																																																																																																																																																																																																																																																																																																																					
10 M. CAIROLI	22:23:05	22:34:36	TRACK	11:30.795	1:57:27.724	2:01:56.940	S. VAN DER LINDE	22:21:00	15:48:26	PIT	17:27.26277	1:52:04.468	19:22:17.828																																																																																																																																																																																																																																																																																																																					
	22:34:36	22:35:55	PIT	1:19.614		5:31.041	11 S. VAN DER LINDE	15:48:26	16:05:04	TRACK	16:37.545	2:08:42.013	19:38:55.373																																																																																																																																																																																																																																																																																																																					
11 A. CALDARELLI	22:35:55	00:09:59	TRACK	1:34:03.185	3:43:43.333	3:46:14.889	<table border="1"> <thead> <tr> <th>T. Track</th> <th>T. Pits</th> <th>T. Time</th> </tr> </thead> <tbody> <tr> <td>S. VAN DER LINDE</td> <td>2:08:42.013</td> <td>7:30:13.360</td> <td>19:38:55.373</td> </tr> <tr> <td>Min:01:00:00-Max:None</td> <td></td> <td></td> <td></td> </tr> <tr> <td>R. FRIJNS</td> <td>2:09:04.175</td> <td>26:43.000</td> <td>2:35:47.175</td> </tr> <tr> <td>Min:01:00:00-Max:None</td> <td></td> <td></td> <td></td> </tr> <tr> <td>R. RAST</td> <td>1:44:40.752</td> <td>2:14.005</td> <td>1:46:54.757</td> </tr> <tr> <td>Min:01:00:00-Max:None</td> <td></td> <td></td> <td></td> </tr> </tbody> </table>						T. Track	T. Pits	T. Time	S. VAN DER LINDE	2:08:42.013	7:30:13.360	19:38:55.373	Min:01:00:00-Max:None				R. FRIJNS	2:09:04.175	26:43.000	2:35:47.175	Min:01:00:00-Max:None				R. RAST	1:44:40.752	2:14.005	1:46:54.757	Min:01:00:00-Max:None																																																																																																																																																																																																																																																																																														
T. Track	T. Pits	T. Time																																																																																																																																																																																																																																																																																																																																
S. VAN DER LINDE	2:08:42.013	7:30:13.360	19:38:55.373																																																																																																																																																																																																																																																																																																																															
Min:01:00:00-Max:None																																																																																																																																																																																																																																																																																																																																		
R. FRIJNS	2:09:04.175	26:43.000	2:35:47.175																																																																																																																																																																																																																																																																																																																															
Min:01:00:00-Max:None																																																																																																																																																																																																																																																																																																																																		
R. RAST	1:44:40.752	2:14.005	1:46:54.757																																																																																																																																																																																																																																																																																																																															
Min:01:00:00-Max:None																																																																																																																																																																																																																																																																																																																																		
A. CALDARELLI	00:09:59	00:11:37	PIT	1:38.199	3:43:43.333	3:47:53.088																																																																																																																																																																																																																																																																																																																												
12 A. CALDARELLI	00:11:37	01:01:58	TRACK	50:20.933	4:34:04.266	4:38:14.021	<table border="1"> <thead> <tr> <th colspan="3">22 United Autosports</th> </tr> <tr> <th colspan="3">Oreca 07 - Gibson</th> </tr> <tr> <th colspan="3">LMP2</th> </tr> </thead> <tbody> <tr> <td>1 O. JARVIS</td> <td>16:00:26</td> <td>16:33:35</td> <td>TRACK</td> <td>33:09.352</td> <td>33:09.352</td> <td>33:09.352</td> </tr> <tr> <td>O. JARVIS</td> <td>16:33:35</td> <td>16:35:00</td> <td>PIT</td> <td>1:24.193</td> <td>33:09.352</td> <td>34:33.545</td> </tr> <tr> <td>2 O. JARVIS</td> <td>16:35:00</td> <td>17:16:07</td> <td>TRACK</td> <td>41:07.060</td> <td>1:14:16.412</td> <td>1:15:40.605</td> </tr> <tr> <td></td> <td>17:16:07</td> <td>17:17:47</td> <td>PIT</td> <td>1:39.837</td> <td></td> <td>1:39.837</td> </tr> <tr> <td>3 B. GARG</td> <td>17:17:47</td> <td>17:43:55</td> <td>TRACK</td> <td>26:08.868</td> <td>26:08.868</td> <td>26:08.868</td> </tr> <tr> <td>B. GARG</td> <td>17:43:55</td> <td>17:45:21</td> <td>PIT</td> <td>1:25.597</td> <td>26:08.868</td> <td>27:34.465</td> </tr> <tr> <td>4 B. GARG</td> <td>17:45:21</td> <td>17:57:37</td> <td>TRACK</td> <td>12:16.391</td> <td>38:25.259</td> <td>39:50.856</td> </tr> <tr> <td>B. GARG</td> <td>17:57:37</td> <td>17:58:45</td> <td>PIT</td> <td>1:07.748</td> <td>38:25.259</td> <td>40:58.604</td> </tr> <tr> <td>5 B. GARG</td> <td>17:58:45</td> <td>18:42:00</td> <td>TRACK</td> <td>43:14.710</td> <td>1:21:39.969</td> <td>1:24:13.314</td> </tr> <tr> <td>B. GARG</td> <td>18:42:00</td> <td>18:43:24</td> <td>PIT</td> <td>1:23.643</td> <td>1:21:39.969</td> <td>1:25:36.957</td> </tr> <tr> <td>6 B. GARG</td> <td>18:43:24</td> <td>19:20:22</td> <td>TRACK</td> <td>36:58.288</td> <td>1:58:38.257</td> <td>2:02:35.245</td> </tr> <tr> <td></td> <td>19:20:22</td> <td>19:21:58</td> <td>PIT</td> <td>1:36.363</td> <td></td> <td>3:16.200</td> </tr> <tr> <td>7 N. SIEGEL</td> <td>19:21:58</td> <td>19:54:31</td> <td>TRACK</td> <td>32:32.537</td> <td>32:32.537</td> <td>32:32.537</td> </tr> <tr> <td>N. SIEGEL</td> <td>19:54:31</td> <td>19:55:03</td> <td>PIT</td> <td>32.079</td> <td>32:32.537</td> <td>33:04.616</td> </tr> <tr> <td>8 N. SIEGEL</td> <td>19:55:03</td> <td>20:06:09</td> <td>TRACK</td> <td>11:06.709</td> <td>43:39.246</td> <td>44:11.325</td> </tr> <tr> <td>N. SIEGEL</td> <td>20:06:09</td> <td>20:07:32</td> <td>PIT</td> <td>1:22.504</td> <td>43:39.246</td> <td>45:33.829</td> </tr> <tr> <td>9 N. SIEGEL</td> <td>20:07:32</td> <td>20:48:09</td> <td>TRACK</td> <td>40:37.232</td> <td>1:24:16.478</td> <td>1:26:11.061</td> </tr> <tr> <td>N. SIEGEL</td> <td>20:48:09</td> <td>20:49:31</td> <td>PIT</td> <td>1:22.184</td> <td>1:24:16.478</td> <td>1:27:33.245</td> </tr> <tr> <td>10 N. SIEGEL</td> <td>20:49:31</td> <td>21:31:05</td> <td>TRACK</td> <td>41:33.966</td> <td>2:05:50.444</td> <td>2:09:07.211</td> </tr> <tr> <td></td> <td>21:31:05</td> <td>21:32:46</td> <td>PIT</td> <td>1:40.382</td> <td></td> <td>4:56.582</td> </tr> <tr> <td>11 B. GARG</td> <td>21:32:46</td> <td>21:57:42</td> <td>TRACK</td> <td>24:55.959</td> <td>2:23:34.216</td> <td>2:27:31.204</td> </tr> <tr> <td>B. GARG</td> <td>21:57:42</td> <td>21:59:05</td> <td>PIT</td> <td>1:23.350</td> <td>2:23:34.216</td> <td>2:28:54.554</td> </tr> <tr> <td>12 B. GARG</td> <td>21:59:05</td> <td>22:35:38</td> <td>TRACK</td> <td>36:32.788</td> <td>3:00:07.004</td> <td>3:05:27.342</td> </tr> <tr> <td>B. GARG</td> <td>22:35:38</td> <td>22:37:08</td> <td>PIT</td> <td>1:30.306</td> <td>3:00:07.004</td> <td>3:06:57.648</td> </tr> <tr> <td>13 B. GARG</td> <td>22:37:08</td> <td>00:14:32</td> <td>TRACK</td> <td>1:37:24.025</td> <td>4:37:31.029</td> <td>4:44:21.673</td> </tr> <tr> <td></td> <td>00:14:32</td> <td>00:16:23</td> <td>PIT</td> <td>1:50.934</td> <td></td> <td>6:47.516</td> </tr> <tr> <td>14 O. JARVIS</td> <td>00:16:23</td> <td>01:01:25</td> <td>TRACK</td> <td>45:01.444</td> <td>1:59:17.856</td> <td>2:00:42.049</td> </tr> <tr> <td>O. JARVIS</td> <td>01:01:25</td> <td>01:03:03</td> <td>PIT</td> <td>1:38.127</td> <td>1:59:17.856</td> <td>2:02:20.176</td> </tr> <tr> <td>15 O. JARVIS</td> <td>01:03:03</td> <td>01:48:00</td> <td>TRACK</td> <td>44:57.379</td> <td>2:44:15.235</td> <td>2:47:17.555</td> </tr> <tr> <td>O. JARVIS</td> <td>01:48:00</td> <td>01:49:24</td> <td>PIT</td> <td>1:23.995</td> <td>2:44:15.235</td> <td>2:48:41.550</td> </tr> <tr> <td>16 O. JARVIS</td> <td>01:49:24</td> <td>02:31:12</td> <td>TRACK</td> <td>41:48.425</td> <td>3:26:03.660</td> <td>3:30:29.975</td> </tr> <tr> <td>O. JARVIS</td> <td>02:31:12</td> <td>02:32:36</td> <td>PIT</td> <td>1:23.064</td> <td>3:26:03.660</td> <td>3:31:53.039</td> </tr> <tr> <td>17 O. JARVIS</td> <td>02:32:36</td> <td>03:07:02</td> <td>TRACK</td> <td>34:26.376</td> <td>4:00:30.036</td> <td>4:06:19.415</td> </tr> <tr> <td></td> <td>03:07:02</td> <td>03:08:48</td> <td>PIT</td> <td>1:46.133</td> <td></td> <td>8:33.649</td> </tr> <tr> <td>18 N. SIEGEL</td> <td>03:08:48</td> <td>03:45:36</td> <td>TRACK</td> <td>36:48.094</td> <td>2:42:38.538</td> <td>2:45:55.305</td> </tr> <tr> <td>N. SIEGEL</td> <td>03:45:36</td> <td>03:48:13</td> <td>PIT</td> <td>2:36.891</td> <td>2:42:38.538</td> <td>2:48:32.196</td> </tr> <tr> <td>19 N. SIEGEL</td> <td>03:48:13</td> <td>06:28:21</td> <td>TRACK</td> <td>2:40:08.199</td> <td>5:22:46.737</td> <td>5:28:40.395</td> </tr> <tr> <td></td> <td>06:28:21</td> <td>06:33:19</td> <td>PIT</td> <td>4:58.241</td> <td></td> <td>13:31.890</td> </tr> <tr> <td>20 B. GARG</td> <td>06:33:19</td> <td>08:24:49</td> <td>TRACK</td> <td>1:51:29.241</td> <td>6:29:00.270</td> <td>6:35:50.914</td> </tr> <tr> <td></td> <td>08:24:49</td> <td>08:26:33</td> <td>PIT</td> <td>1:44.042</td> <td></td> <td>15:15.932</td> </tr> <tr> <td>21 O. JARVIS</td> <td>08:26:33</td> <td>09:12:11</td> <td>TRACK</td> <td>45:37.949</td> <td>4:46:07.985</td> <td>4:51:57.364</td> </tr> <tr> <td>O. JARVIS</td> <td>09:12:11</td> <td>09:13:54</td> <td>PIT</td> <td>1:43.322</td> <td>4:46:07.985</td> <td>4:53:40.686</td> </tr> <tr> <td>22 O. JARVIS</td> <td>09:13:54</td> <td>10:00:41</td> <td>TRACK</td> <td>46:46.988</td> <td>5:32:54.973</td> <td>5:40:27.674</td> </tr> </tbody> </table>						22 United Autosports			Oreca 07 - Gibson			LMP2			1 O. JARVIS	16:00:26	16:33:35	TRACK	33:09.352	33:09.352	33:09.352	O. JARVIS	16:33:35	16:35:00	PIT	1:24.193	33:09.352	34:33.545	2 O. JARVIS	16:35:00	17:16:07	TRACK	41:07.060	1:14:16.412	1:15:40.605		17:16:07	17:17:47	PIT	1:39.837		1:39.837	3 B. GARG	17:17:47	17:43:55	TRACK	26:08.868	26:08.868	26:08.868	B. GARG	17:43:55	17:45:21	PIT	1:25.597	26:08.868	27:34.465	4 B. GARG	17:45:21	17:57:37	TRACK	12:16.391	38:25.259	39:50.856	B. GARG	17:57:37	17:58:45	PIT	1:07.748	38:25.259	40:58.604	5 B. GARG	17:58:45	18:42:00	TRACK	43:14.710	1:21:39.969	1:24:13.314	B. GARG	18:42:00	18:43:24	PIT	1:23.643	1:21:39.969	1:25:36.957	6 B. GARG	18:43:24	19:20:22	TRACK	36:58.288	1:58:38.257	2:02:35.245		19:20:22	19:21:58	PIT	1:36.363		3:16.200	7 N. SIEGEL	19:21:58	19:54:31	TRACK	32:32.537	32:32.537	32:32.537	N. SIEGEL	19:54:31	19:55:03	PIT	32.079	32:32.537	33:04.616	8 N. SIEGEL	19:55:03	20:06:09	TRACK	11:06.709	43:39.246	44:11.325	N. SIEGEL	20:06:09	20:07:32	PIT	1:22.504	43:39.246	45:33.829	9 N. SIEGEL	20:07:32	20:48:09	TRACK	40:37.232	1:24:16.478	1:26:11.061	N. SIEGEL	20:48:09	20:49:31	PIT	1:22.184	1:24:16.478	1:27:33.245	10 N. SIEGEL	20:49:31	21:31:05	TRACK	41:33.966	2:05:50.444	2:09:07.211		21:31:05	21:32:46	PIT	1:40.382		4:56.582	11 B. GARG	21:32:46	21:57:42	TRACK	24:55.959	2:23:34.216	2:27:31.204	B. GARG	21:57:42	21:59:05	PIT	1:23.350	2:23:34.216	2:28:54.554	12 B. GARG	21:59:05	22:35:38	TRACK	36:32.788	3:00:07.004	3:05:27.342	B. GARG	22:35:38	22:37:08	PIT	1:30.306	3:00:07.004	3:06:57.648	13 B. GARG	22:37:08	00:14:32	TRACK	1:37:24.025	4:37:31.029	4:44:21.673		00:14:32	00:16:23	PIT	1:50.934		6:47.516	14 O. JARVIS	00:16:23	01:01:25	TRACK	45:01.444	1:59:17.856	2:00:42.049	O. JARVIS	01:01:25	01:03:03	PIT	1:38.127	1:59:17.856	2:02:20.176	15 O. JARVIS	01:03:03	01:48:00	TRACK	44:57.379	2:44:15.235	2:47:17.555	O. JARVIS	01:48:00	01:49:24	PIT	1:23.995	2:44:15.235	2:48:41.550	16 O. JARVIS	01:49:24	02:31:12	TRACK	41:48.425	3:26:03.660	3:30:29.975	O. JARVIS	02:31:12	02:32:36	PIT	1:23.064	3:26:03.660	3:31:53.039	17 O. JARVIS	02:32:36	03:07:02	TRACK	34:26.376	4:00:30.036	4:06:19.415		03:07:02	03:08:48	PIT	1:46.133		8:33.649	18 N. SIEGEL	03:08:48	03:45:36	TRACK	36:48.094	2:42:38.538	2:45:55.305	N. SIEGEL	03:45:36	03:48:13	PIT	2:36.891	2:42:38.538	2:48:32.196	19 N. SIEGEL	03:48:13	06:28:21	TRACK	2:40:08.199	5:22:46.737	5:28:40.395		06:28:21	06:33:19	PIT	4:58.241		13:31.890	20 B. GARG	06:33:19	08:24:49	TRACK	1:51:29.241	6:29:00.270	6:35:50.914		08:24:49	08:26:33	PIT	1:44.042		15:15.932	21 O. JARVIS	08:26:33	09:12:11	TRACK	45:37.949	4:46:07.985	4:51:57.364	O. JARVIS	09:12:11	09:13:54	PIT	1:43.322	4:46:07.985	4:53:40.686	22 O. JARVIS	09:13:54	10:00:41	TRACK	46:46.988	5:32:54.973	5:40:27.674
22 United Autosports																																																																																																																																																																																																																																																																																																																																		
Oreca 07 - Gibson																																																																																																																																																																																																																																																																																																																																		
LMP2																																																																																																																																																																																																																																																																																																																																		
1 O. JARVIS	16:00:26	16:33:35	TRACK	33:09.352	33:09.352	33:09.352																																																																																																																																																																																																																																																																																																																												
O. JARVIS	16:33:35	16:35:00	PIT	1:24.193	33:09.352	34:33.545																																																																																																																																																																																																																																																																																																																												
2 O. JARVIS	16:35:00	17:16:07	TRACK	41:07.060	1:14:16.412	1:15:40.605																																																																																																																																																																																																																																																																																																																												
	17:16:07	17:17:47	PIT	1:39.837		1:39.837																																																																																																																																																																																																																																																																																																																												
3 B. GARG	17:17:47	17:43:55	TRACK	26:08.868	26:08.868	26:08.868																																																																																																																																																																																																																																																																																																																												
B. GARG	17:43:55	17:45:21	PIT	1:25.597	26:08.868	27:34.465																																																																																																																																																																																																																																																																																																																												
4 B. GARG	17:45:21	17:57:37	TRACK	12:16.391	38:25.259	39:50.856																																																																																																																																																																																																																																																																																																																												
B. GARG	17:57:37	17:58:45	PIT	1:07.748	38:25.259	40:58.604																																																																																																																																																																																																																																																																																																																												
5 B. GARG	17:58:45	18:42:00	TRACK	43:14.710	1:21:39.969	1:24:13.314																																																																																																																																																																																																																																																																																																																												
B. GARG	18:42:00	18:43:24	PIT	1:23.643	1:21:39.969	1:25:36.957																																																																																																																																																																																																																																																																																																																												
6 B. GARG	18:43:24	19:20:22	TRACK	36:58.288	1:58:38.257	2:02:35.245																																																																																																																																																																																																																																																																																																																												
	19:20:22	19:21:58	PIT	1:36.363		3:16.200																																																																																																																																																																																																																																																																																																																												
7 N. SIEGEL	19:21:58	19:54:31	TRACK	32:32.537	32:32.537	32:32.537																																																																																																																																																																																																																																																																																																																												
N. SIEGEL	19:54:31	19:55:03	PIT	32.079	32:32.537	33:04.616																																																																																																																																																																																																																																																																																																																												
8 N. SIEGEL	19:55:03	20:06:09	TRACK	11:06.709	43:39.246	44:11.325																																																																																																																																																																																																																																																																																																																												
N. SIEGEL	20:06:09	20:07:32	PIT	1:22.504	43:39.246	45:33.829																																																																																																																																																																																																																																																																																																																												
9 N. SIEGEL	20:07:32	20:48:09	TRACK	40:37.232	1:24:16.478	1:26:11.061																																																																																																																																																																																																																																																																																																																												
N. SIEGEL	20:48:09	20:49:31	PIT	1:22.184	1:24:16.478	1:27:33.245																																																																																																																																																																																																																																																																																																																												
10 N. SIEGEL	20:49:31	21:31:05	TRACK	41:33.966	2:05:50.444	2:09:07.211																																																																																																																																																																																																																																																																																																																												
	21:31:05	21:32:46	PIT	1:40.382		4:56.582																																																																																																																																																																																																																																																																																																																												
11 B. GARG	21:32:46	21:57:42	TRACK	24:55.959	2:23:34.216	2:27:31.204																																																																																																																																																																																																																																																																																																																												
B. GARG	21:57:42	21:59:05	PIT	1:23.350	2:23:34.216	2:28:54.554																																																																																																																																																																																																																																																																																																																												
12 B. GARG	21:59:05	22:35:38	TRACK	36:32.788	3:00:07.004	3:05:27.342																																																																																																																																																																																																																																																																																																																												
B. GARG	22:35:38	22:37:08	PIT	1:30.306	3:00:07.004	3:06:57.648																																																																																																																																																																																																																																																																																																																												
13 B. GARG	22:37:08	00:14:32	TRACK	1:37:24.025	4:37:31.029	4:44:21.673																																																																																																																																																																																																																																																																																																																												
	00:14:32	00:16:23	PIT	1:50.934		6:47.516																																																																																																																																																																																																																																																																																																																												
14 O. JARVIS	00:16:23	01:01:25	TRACK	45:01.444	1:59:17.856	2:00:42.049																																																																																																																																																																																																																																																																																																																												
O. JARVIS	01:01:25	01:03:03	PIT	1:38.127	1:59:17.856	2:02:20.176																																																																																																																																																																																																																																																																																																																												
15 O. JARVIS	01:03:03	01:48:00	TRACK	44:57.379	2:44:15.235	2:47:17.555																																																																																																																																																																																																																																																																																																																												
O. JARVIS	01:48:00	01:49:24	PIT	1:23.995	2:44:15.235	2:48:41.550																																																																																																																																																																																																																																																																																																																												
16 O. JARVIS	01:49:24	02:31:12	TRACK	41:48.425	3:26:03.660	3:30:29.975																																																																																																																																																																																																																																																																																																																												
O. JARVIS	02:31:12	02:32:36	PIT	1:23.064	3:26:03.660	3:31:53.039																																																																																																																																																																																																																																																																																																																												
17 O. JARVIS	02:32:36	03:07:02	TRACK	34:26.376	4:00:30.036	4:06:19.415																																																																																																																																																																																																																																																																																																																												
	03:07:02	03:08:48	PIT	1:46.133		8:33.649																																																																																																																																																																																																																																																																																																																												
18 N. SIEGEL	03:08:48	03:45:36	TRACK	36:48.094	2:42:38.538	2:45:55.305																																																																																																																																																																																																																																																																																																																												
N. SIEGEL	03:45:36	03:48:13	PIT	2:36.891	2:42:38.538	2:48:32.196																																																																																																																																																																																																																																																																																																																												
19 N. SIEGEL	03:48:13	06:28:21	TRACK	2:40:08.199	5:22:46.737	5:28:40.395																																																																																																																																																																																																																																																																																																																												
	06:28:21	06:33:19	PIT	4:58.241		13:31.890																																																																																																																																																																																																																																																																																																																												
20 B. GARG	06:33:19	08:24:49	TRACK	1:51:29.241	6:29:00.270	6:35:50.914																																																																																																																																																																																																																																																																																																																												
	08:24:49	08:26:33	PIT	1:44.042		15:15.932																																																																																																																																																																																																																																																																																																																												
21 O. JARVIS	08:26:33	09:12:11	TRACK	45:37.949	4:46:07.985	4:51:57.364																																																																																																																																																																																																																																																																																																																												
O. JARVIS	09:12:11	09:13:54	PIT	1:43.322	4:46:07.985	4:53:40.686																																																																																																																																																																																																																																																																																																																												
22 O. JARVIS	09:13:54	10:00:41	TRACK	46:46.988	5:32:54.973	5:40:27.674																																																																																																																																																																																																																																																																																																																												

	T. Track	T. Pits	T. Time
R. GROSJEAN	6:29:28.674	6:18.978	6:35:47.652
Min:01:00:00-Max:None			
A. CALDARELLI	10:31:54.149	11:40.269	10:43:34.418
Min:01:00:00-Max:None			
M. CAIROLI	6:21:59.782	6:07.191	6:28:06.973
Min:01:00:00-Max:None			

20	BMW M Team WRT	Not classified				
	BMW M HYBRID V8	HYPERCAR - H				
1 R. RAST	16:00:26	16:39:48	TRACK	39:22.134	39:22.134	39:22.134
R. RAST	16:39:48	16:41:00	PIT	1:11.486	39:22.134	40:33.620
2 R. RAST	16:41:00	17:02:34	TRACK	21:34.482	1:00:56.616	1:02:08.102
R. RAST	17:02:34	17:03:37	PIT	1:02.519	1:00:56.616	1:03:10.621
3 R. RAST	17:03:37	17:47:21	TRACK	43:44.136	1:44:40.752	1:46:54.757
	17:47:21	17:48:49	PIT	1:28.201		1:28.201
4 R. FRIJNS	17:48:49	18:17:59	TRACK	29:09.484	29:09.484	29:09.484
R. FRIJNS	18:17:59	18:19:01	PIT	1:02.156	29:09.484	30:11.640



FIA WEC 92^o Edition des 24 Heures du Mans Race

Stints Analysis



Nr. Driver	Start	End	Type	Time	T.Track	T.Driver	Nr. Driver	Start	End	Track	Pit	Stint	T.Driver
O. JARVIS	10:00:41	10:04:12	PIT	3:31.095	5:32:54.973	5:43:58.769	20 B. HANLEY	04:06:28	05:15:32	TRACK	1:09:03.730	4:31:32.799	4:38:15.505
23 O. JARVIS	10:04:12	11:05:08	TRACK	1:00:56.132	6:33:51.105	6:44:54.901		05:15:32	05:19:26	PIT	3:53.600		20:09.219
	11:05:08	11:06:38	PIT	1:30.145		1:46:07.7	21 B. KEATING	05:19:26	07:20:51	TRACK	2:01:25.042	6:01:23.126	7:33:35.183
24 N. SIEGEL	11:06:38	11:47:50	TRACK	41:11.169	6:03:57.906	6:09:51.564		07:20:51	07:23:27	PIT	2:36.196		22:45.415
N. SIEGEL	11:47:50	11:48:37	PIT	47.713	6:03:57.906	6:10:39.277	22 B. HANLEY	07:23:27	08:41:48	TRACK	1:18:21.503	5:49:54.302	5:56:37.008
25 N. SIEGEL	11:48:37	11:53:07	TRACK	4:29.395	6:08:27.301	6:15:08.672	B. HANLEY	08:41:48	08:43:53	PIT	2:04.581	5:49:54.302	5:58:41.589
N. SIEGEL	11:53:07	11:54:24	PIT	1:17.111	6:08:27.301	6:16:25.783	23 B. HANLEY	08:43:53	09:32:28	TRACK	48:34.891	6:38:29.193	6:47:16.480
26 N. SIEGEL	11:54:24	12:35:10	TRACK	40:46.296	6:49:13.597	6:57:12.079		09:32:28	09:34:11	PIT	1:43.572		24:28.987
N. SIEGEL	12:35:10	12:36:50	PIT	1:40.036	6:49:13.597	6:58:52.115	24 F. ALBUQUERQUE	09:34:11	10:10:40	TRACK	36:29.084	3:21:56.792	3:24:53.649
27 N. SIEGEL	12:36:50	13:17:23	TRACK	40:32.704	7:29:46.301	7:39:24.819	F. ALBUQUERQUE	10:10:40	10:14:13	PIT	3:32.275	3:21:56.792	3:28:25.924
N. SIEGEL	13:17:23	13:18:45	PIT	1:22.280	7:29:46.301	7:40:47.099	25 F. ALBUQUERQUE	10:14:13	11:09:08	TRACK	54:55.256	4:16:52.048	4:23:21.180
28 N. SIEGEL	13:18:45	13:52:19	TRACK	33:34.115	8:03:20.416	8:14:21.214	F. ALBUQUERQUE	11:09:08	11:10:39	PIT	1:30.923	4:16:52.048	4:24:52.103
	13:52:19	13:53:51	PIT	1:31.714		18:17.791	26 F. ALBUQUERQUE	11:10:39	11:53:21	TRACK	42:42.207	4:59:34.255	5:07:34.310
29 O. JARVIS	13:53:51	14:38:55	TRACK	45:04.166	7:18:55.271	7:29:59.067		11:53:21	11:55:03	PIT	1:41.995		26:10.982
O. JARVIS	14:38:55	14:40:18	PIT	1:23.285	7:18:55.271	7:31:22.352	27 B. HANLEY	11:55:03	12:35:45	TRACK	40:42.155	7:19:11.348	7:27:58.635
30 O. JARVIS	14:40:18	15:21:53	TRACK	41:34.852	8:00:30.123	8:12:57.204	B. HANLEY	12:35:45	12:37:08	PIT	1:22.985	7:19:11.348	7:29:21.620
O. JARVIS	15:21:53	15:23:33	PIT	1:39.855	8:00:30.123	8:14:37.059	28 B. HANLEY	12:37:08	13:17:56	TRACK	40:48.296	7:59:59.644	8:10:09.916
31 O. JARVIS	15:23:33	16:05:48	TRACK	42:14.912	8:42:45.035	8:56:51.971		13:17:56	13:19:39	PIT	1:42.945		27:53.927

	T. Track	T. Pits	T. Time
O. JARVIS	8:42:45.035	14:06.936	8:56:51.971
Min:01:00:00-Max:None			
B. GARG	6:29:00.270	6:50.644	6:35:50.914
Min:06:00:00-Max:14:00:00			
N. SIEGEL	8:03:20.416	11:00.798	8:14:21.214
Min:01:00:00-Max:None			

23 United Autosports USA Oreca 07 - Gibson LMP2 - P/A

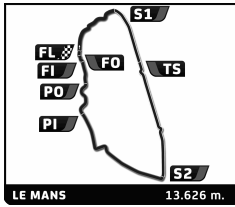
1 F. ALBUQUERQUE	16:00:26	16:37:18	TRACK	36:52.062	36:52.062	36:52.062
	16:37:18	16:38:46	PIT	1:27.532		1:27.532
2 B. KEATING	16:38:46	17:24:02	TRACK	45:16.277	45:16.277	45:16.277
B. KEATING	17:24:02	17:25:26	PIT	1:24.402	45:16.277	46:40.679
3 B. KEATING	17:25:26	17:44:47	TRACK	19:20.802	1:04:37.079	1:06:01.481
	17:44:47	17:46:07	PIT	1:19.727		2:47.259
4 B. HANLEY	17:46:07	18:02:16	TRACK	16:09.059	16:09.059	16:09.059
	18:02:16	18:03:29	PIT	1:12.601		3:59.860
5 B. KEATING	18:03:29	18:24:23	TRACK	20:54.329	1:25:31.408	1:26:55.810
B. KEATING	18:24:23	19:52:25	PIT	1:28:02.369	1:25:31.408	2:54:58.179
6 B. KEATING	19:52:25	20:34:58	TRACK	42:32.967	2:08:04.375	3:37:31.146
B. KEATING	20:34:58	20:36:21	PIT	1:22.395	2:08:04.375	3:38:53.541
7 B. KEATING	20:36:21	21:18:49	TRACK	42:28.340	2:50:32.715	4:21:21.881
B. KEATING	21:18:49	21:20:12	PIT	1:22.891	2:50:32.715	4:22:44.772
8 B. KEATING	21:20:12	21:51:41	TRACK	31:29.304	3:22:02.019	4:54:14.076
	21:51:41	21:53:10	PIT	1:28.965		5:28.825
9 B. HANLEY	21:53:10	22:40:23	TRACK	47:12.802	1:03:21.861	1:03:21.861
B. HANLEY	22:40:23	22:43:43	PIT	3:19.642	1:03:21.861	1:06:41.503
10 B. HANLEY	22:43:43	23:28:49	TRACK	45:06.911	1:48:28.772	1:51:48.414
	23:28:49	23:31:55	PIT	3:05.438		8:34.263
11 B. KEATING	23:31:55	00:09:51	TRACK	37:56.065	3:59:58.084	5:32:10.141
	00:09:51	00:11:43	PIT	1:51.674		10:25.937
12 B. HANLEY	00:11:43	00:39:43	TRACK	27:59.868	2:16:28.640	2:19:48.282
B. HANLEY	00:39:43	00:40:15	PIT	32.241	2:16:28.640	2:20:20.523
13 B. HANLEY	00:40:15	00:44:37	TRACK	4:22.064	2:20:50.704	2:24:42.587
B. HANLEY	00:44:37	00:45:09	PIT	32.227	2:20:50.704	2:25:14.814
14 B. HANLEY	00:45:09	01:01:43	TRACK	16:33.639	2:37:24.343	2:41:48.453
B. HANLEY	01:01:43	01:03:29	PIT	1:46.458	2:37:24.343	2:43:34.911
15 B. HANLEY	01:03:29	01:26:18	TRACK	22:48.372	3:00:12.715	3:06:23.283
B. HANLEY	01:26:18	01:26:50	PIT	32.138	3:00:12.715	3:06:55.421
16 B. HANLEY	01:26:50	01:49:06	TRACK	22:16.354	3:22:29.069	3:29:11.775
	01:49:06	01:50:49	PIT	1:42.655		12:08.592
17 F. ALBUQUERQUE	01:50:49	02:33:04	TRACK	42:15.410	1:19:07.472	1:19:07.472
F. ALBUQUERQUE	02:33:04	02:34:27	PIT	1:22.602	1:19:07.472	1:20:30.074
18 F. ALBUQUERQUE	02:34:27	03:09:27	TRACK	35:00.101	1:54:07.573	1:55:30.175
F. ALBUQUERQUE	03:09:27	03:11:01	PIT	1:34.255	1:54:07.573	1:57:04.430
19 F. ALBUQUERQUE	03:11:01	04:02:21	TRACK	51:20.135	2:45:27.708	2:48:24.565
	04:02:21	04:06:28	PIT	4:07.027		16:15.619

	T. Track	T. Pits	T. Time
B. KEATING	6:01:23.126	1:32:12.057	7:33:35.183
Min:06:00:00-Max:14:00:00			
F. ALBUQUERQUE	6:22:52.239	9:38.792	6:32:31.031
Min:01:00:00-Max:None			
B. HANLEY	9:15:24.143	11:30.384	9:26:54.527
Min:01:00:00-Max:None			

24 Nielsen Racing Oreca 07 - Gibson LMP2

1 F. SCHERER	16:00:26	16:37:20	TRACK	36:53.642	36:53.642	36:53.642
	16:37:20	16:38:48	PIT	1:27.891		1:27.891
2 D. HEINEMIEIER HANSSON	16:38:48	17:20:29	TRACK	41:41.102	41:41.102	41:41.102
D. HEINEMIEIER HANSSON	17:20:29	17:21:52	PIT	1:23.233	41:41.102	43:04.335
3 D. HEINEMIEIER HANSSON	17:21:52	17:44:36	TRACK	22:44.446	1:04:25.548	1:05:48.781
	17:44:36	17:45:57	PIT	1:20.978		2:48.869
4 K. SIMPSON	17:45:57	18:06:11	TRACK	20:13.261	20:13.261	20:13.261
K. SIMPSON	18:06:11	18:07:40	PIT	1:29.445	20:13.261	21:42.706
5 K. SIMPSON	18:07:40	18:44:01	TRACK	36:20.945	56:34.206	58:03.651
K. SIMPSON	18:44:01	18:45:17	PIT	1:16.127	56:34.206	59:19.778
6 K. SIMPSON	18:45:17	19:26:56	TRACK	41:38.574	1:38:12.780	1:40:58.352
K. SIMPSON	19:26:56	19:28:19	PIT	1:23.154	1:38:12.780	1:42:21.506
7 K. SIMPSON	19:28:19	20:10:30	TRACK	42:11.433	2:20:24.213	2:24:32.939
	20:10:30	20:12:10	PIT	1:39.478		4:28.347
8 F. SCHERER	20:12:10	20:50:19	TRACK	38:09.101	1:15:02.743	1:15:02.743
	20:50:19	20:51:38	PIT	1:18.733		5:47.080
9 D. HEINEMIEIER HANSSON	20:51:38	21:32:24	TRACK	40:46.726	1:45:12.274	1:46:35.507
D. HEINEMIEIER HANSSON	21:32:24	21:34:02	PIT	1:37.920	1:45:12.274	1:48:13.427
10 D. HEINEMIEIER HANSSON	21:34:02	21:55:14	TRACK	21:11.915	2:06:24.189	2:09:25.342
	21:55:14	21:56:23	PIT	1:08.978		6:56.508
11 K. SIMPSON	21:56:23	22:57:49	TRACK	1:01:25.929	3:21:50.142	3:25:58.868
	22:57:49	23:01:08	PIT	3:18.786		10:14.844
12 D. HEINEMIEIER HANSSON	23:01:08	00:09:49	TRACK	1:08:41.020	3:15:05.209	3:18:06.362
	00:09:49	00:11:35	PIT	1:46.158		12:01.002
13 F. SCHERER	00:11:35	01:05:09	TRACK	53:33.575	2:08:36.318	2:08:36.318
F. SCHERER	01:05:09	01:06:55	PIT	1:46.637	2:08:36.318	2:10:22.955
14 F. SCHERER	01:06:55	01:51:22	TRACK	44:26.525	2:53:02.843	2:54:49.480
	01:51:22	01:52:45	PIT	1:23.684		13:24.686
15 D. HEINEMIEIER HANSSON	01:52:45	02:34:18	TRACK	41:32.901	3:56:38.110	3:59:39.263
D. HEINEMIEIER HANSSON	02:34:18	02:35:48	PIT	1:29.694	3:56:38.110	4:01:08.957
16 D. HEINEMIEIER HANSSON	02:35:48	03:12:46	TRACK	36:57.449	4:33:35.559	4:38:06.406





FIA WEC 92^o Edition des 24 Heures du Mans Race

Stints Analysis



Nr. Driver	Start	End	Type	Time	T.Track	T.Driver	Nr. Driver	Start	End	Track	Pit	Stint	T.Driver
17 F. SCHERER	03:12:46	03:14:16	PIT	1:30.307		14:54.993	14 O. CALDWELL	00:11:58	01:01:20	TRACK	49:21.976	2:39:58.223	2:49:59.981
	03:14:16	04:57:47	TRACK	1:43:30.940	4:36:33.783	4:38:20.420		01:01:20	01:03:08	PIT	1:48.050	2:39:58.223	2:51:48.031
	04:57:47	05:01:29	PIT	3:42.679		18:37.672	15 O. CALDWELL	01:03:08	01:48:01	TRACK	44:53.338	3:24:51.561	3:36:41.369
18 D. HEINEMEIER HANSSON	05:01:29	07:14:38	TRACK	2:13:08.505	6:46:44.064	6:51:14.911		01:48:01	01:49:24	PIT	1:22.429	3:24:51.561	3:38:03.798
	07:14:38	07:18:47	PIT	4:09.155		22:46.827	16 O. CALDWELL	01:49:24	02:31:17	TRACK	41:53.110	4:06:44.671	4:19:56.908
19 K. SIMPSON	07:18:47	08:11:36	TRACK	52:48.906	4:14:39.048	4:18:47.774		02:31:17	02:32:39	PIT	1:22.764		8:38.657
	08:11:36	08:12:30	PIT	54.087	4:14:39.048	4:19:41.861	17 R. DE ANGELIS	02:32:39	03:19:08	TRACK	46:28.223	3:04:46.769	3:07:48.579
20 K. SIMPSON	08:12:30	08:42:44	TRACK	30:14.186	4:44:53.234	4:49:56.047		03:19:08	03:20:48	PIT	1:40.656	3:04:46.769	3:09:29.235
	08:42:44	08:44:22	PIT	1:37.260	4:44:53.234	4:51:33.307	18 R. DE ANGELIS	03:20:48	05:30:24	TRACK	2:09:35.854	5:14:22.623	5:19:05.089
21 K. SIMPSON	08:44:22	09:05:05	TRACK	20:43.215	5:05:36.449	5:12:16.522		05:30:24	05:35:35	PIT	5:10.859		13:49.516
	09:05:05	09:06:31	PIT	1:26.230	5:05:36.449	5:13:42.752	19 M. KAISER	05:35:35	07:48:41	TRACK	2:13:05.871	5:49:30.663	5:55:23.321
22 K. SIMPSON	09:06:31	09:14:28	TRACK	7:56.929	5:13:33.378	5:21:39.681		07:48:41	07:52:18	PIT	3:37.216	5:49:30.663	5:59:00.537
	09:14:28	09:20:35	PIT	6:06.678	5:13:33.378	5:27:46.359	20 M. KAISER	07:52:18	08:46:32	TRACK	54:13.738	6:43:44.401	6:53:14.275
23 K. SIMPSON	09:20:35	10:44:47	TRACK	1:24:12.402	6:37:45.780	6:51:58.761		08:46:32	08:48:29	PIT	1:57.200		15:46.716
	10:44:47	10:46:29	PIT	1:41.877		24:28.704	21 O. CALDWELL	08:48:29	09:33:41	TRACK	45:11.978	4:51:56.649	5:05:08.886
24 F. SCHERER	10:46:29	11:28:57	TRACK	42:27.765	5:19:01.548	5:20:48.185		09:33:41	09:35:00	PIT	1:18.932	4:51:56.649	5:06:27.818
	11:28:57	11:30:33	PIT	1:36.738	5:19:01.548	5:22:24.923	22 O. CALDWELL	09:35:00	10:10:41	TRACK	35:41.293	5:27:37.942	5:42:09.111
25 F. SCHERER	11:30:33	12:13:18	TRACK	42:44.328	6:01:45.876	6:05:09.251		10:10:41	10:14:11	PIT	3:30.138	5:27:37.942	5:45:39.249
	12:13:18	12:14:41	PIT	1:23.567	6:01:45.876	6:06:32.818	23 O. CALDWELL	10:14:11	11:05:14	TRACK	51:02.228	6:18:40.170	6:36:41.477
26 F. SCHERER	12:14:41	12:51:48	TRACK	37:06.944	6:38:52.820	6:43:39.762		11:05:14	11:06:36	PIT	1:22.665		17:09.381
	12:51:48	12:53:23	PIT	1:34.264	6:38:52.820	6:45:14.026	24 R. DE ANGELIS	11:06:36	11:48:23	TRACK	41:46.889	5:56:09.512	6:00:51.978
27 F. SCHERER	12:53:23	13:33:59	TRACK	40:36.491	7:19:29.311	7:25:50.517		11:48:23	11:49:12	PIT	48.657	5:56:09.512	6:01:40.635
	13:33:59	13:35:25	PIT	1:25.781		25:54.485	25 R. DE ANGELIS	11:49:12	11:53:18	TRACK	4:06.376	6:00:15.888	6:05:47.011
28 K. SIMPSON	13:35:25	13:54:55	TRACK	19:29.937	6:57:15.717	7:11:28.698		11:53:18	11:54:52	PIT	1:34.249	6:00:15.888	6:07:21.260
	13:54:55	13:56:18	PIT	1:22.972	6:57:15.717	7:12:51.670	26 R. DE ANGELIS	11:54:52	12:35:37	TRACK	40:44.040	6:40:59.928	6:48:05.300
29 K. SIMPSON	13:56:18	14:42:37	TRACK	46:19.197	7:43:34.914	7:59:10.867		12:35:37	12:36:59	PIT	1:22.331		18:31.712
	14:42:37	14:44:07	PIT	1:29.760	7:43:34.914	8:00:40.627	27 O. CALDWELL	12:36:59	13:17:59	TRACK	41:00.284	6:59:40.454	7:17:41.761
30 K. SIMPSON	14:44:07	15:21:36	TRACK	37:29.614	8:21:04.528	8:38:10.241		13:17:59	13:19:41	PIT	1:41.874	6:59:40.454	7:19:23.635
	15:21:36	15:22:53	PIT	1:16.921	8:21:04.528	8:39:27.162	28 O. CALDWELL	13:19:41	13:53:36	TRACK	33:54.808	7:33:35.262	7:53:18.443
31 K. SIMPSON	15:22:53	16:05:10	TRACK	42:16.550	9:03:21.078	9:21:43.712		13:53:36	13:55:26	PIT	1:49.776		20:21.488

	T. Track	T. Pits	T. Time
F. SCHERER	7:19:29.311	6:21.206	7:25:50.517
Min:01:00:00-Max:None			
D. HEINEMEIER H	6:46:44.064	4:30.847	6:51:14.911
Min:06:00:00-Max:14:00:00			
K. SIMPSON	9:03:21.078	18:22.634	9:21:43.712
Min:01:00:00-Max:None			

	T. Track	T. Pits	T. Time
M. KAISER	6:43:44.401	9:29.874	6:53:14.275
Min:06:00:00-Max:14:00:00			
O. CALDWELL	8:08:07.691	19:43.181	8:27:50.872
Min:01:00:00-Max:None			
R. DE ANGELIS	8:12:43.213	8:30.139	8:21:13.352
Min:01:00:00-Max:None			

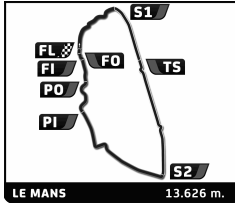
25 Algarve Pro Racing Oreca 07 - Gibson LMP2

1 O. CALDWELL	16:00:26	16:19:25	TRACK	18:59.225	18:59.225	18:59.225
	16:19:25	16:26:21	PIT	6:55.547	18:59.225	25:54.772
2 O. CALDWELL	16:26:21	17:07:59	TRACK	41:38.095	1:00:37.320	1:07:32.867
	17:07:59	17:09:21	PIT	1:22.443	1:00:37.320	1:08:55.310
3 O. CALDWELL	17:09:21	17:39:19	TRACK	29:57.614	1:30:34.934	1:38:52.924
	17:39:19	17:41:03	PIT	1:43.768	1:30:34.934	1:40:36.692
4 O. CALDWELL	17:41:03	18:01:04	TRACK	20:01.313	1:50:36.247	2:00:38.005
	18:01:04	18:02:19	PIT	1:15.048		1:15.048
5 M. KAISER	18:02:19	18:45:59	TRACK	43:40.279	43:40.279	43:40.279
	18:45:59	18:47:22	PIT	1:22.609	43:40.279	45:02.888
6 M. KAISER	18:47:22	19:29:23	TRACK	42:00.787	1:25:41.066	1:27:03.675
	19:29:23	19:30:46	PIT	1:22.698	1:25:41.066	1:28:26.373
7 M. KAISER	19:30:46	19:43:19	TRACK	12:33.232	1:38:14.298	1:40:59.605
	19:43:19	19:43:51	PIT	32.077	1:38:14.298	1:41:31.682
8 M. KAISER	19:43:51	20:13:40	TRACK	29:49.640	2:08:03.938	2:11:21.322
	20:13:40	20:15:20	PIT	1:39.714		2:54.762
9 R. DE ANGELIS	20:15:20	20:57:54	TRACK	42:33.707	42:33.707	42:33.707
	20:57:54	20:59:32	PIT	1:38.509	42:33.707	44:12.216
10 R. DE ANGELIS	20:59:32	21:40:12	TRACK	40:39.490	1:23:13.197	1:24:51.706
	21:40:12	21:41:35	PIT	1:23.301	1:23:13.197	1:26:15.007
11 R. DE ANGELIS	21:41:35	22:36:41	TRACK	55:05.349	2:18:18.546	2:21:20.356
	22:36:41	22:39:09	PIT	2:28.680		5:23.442
12 M. KAISER	22:39:09	23:31:13	TRACK	52:03.723	3:00:07.661	3:03:25.045
	23:31:13	23:33:48	PIT	2:35.274	3:00:07.661	3:06:00.319
13 M. KAISER	23:33:48	00:10:05	TRACK	36:17.131	3:36:24.792	3:42:17.450
	00:10:05	00:11:58	PIT	1:52.451		7:15.893

27 Heart of Racing Team Aston Martin Vantage AMR LMG3 Retired LMG3

1 A. RIBERAS	16:00:26	16:40:40	TRACK	40:14.379	40:14.379	40:14.379
	16:40:40	16:41:57	PIT	1:16.736		1:16.736
2 I. JAMES	16:41:57	17:23:10	TRACK	41:12.308	41:12.308	41:12.308
	17:23:10	17:25:25	PIT	2:15.806	41:12.308	43:28.114
3 I. JAMES	17:25:25	18:10:50	TRACK	45:24.314	1:26:36.622	1:28:52.428
	18:10:50	18:12:08	PIT	1:18.567	1:26:36.622	1:30:10.995
4 I. JAMES	18:12:08	18:59:03	TRACK	46:54.825	2:13:31.447	2:17:05.820
	18:59:03	19:00:41	PIT	1:37.489		2:54.225
5 D. MANCINELLI	19:00:41	19:43:10	TRACK	42:29.632	42:29.632	42:29.632
	19:43:10	19:44:25	PIT	1:14.908	42:29.632	43:44.540
6 D. MANCINELLI	19:44:25	20:24:35	TRACK	40:10.222	1:22:39.854	1:23:54.762
	20:24:35	20:26:06	PIT	1:30.526	1:22:39.854	1:25:25.288
7 D. MANCINELLI	20:26:06	21:07:23	TRACK	41:17.302	2:03:57.156	2:06:42.590
	21:07:23	21:08:39	PIT	1:16.036		4:10.261
8 I. JAMES	21:08:39	21:50:06	TRACK	41:26.681	2:54:58.128	2:58:32.501
	21:50:06	21:51:35	PIT	1:29.464	2:54:58.128	3:00:01.965
9 I. JAMES	21:51:35	22:54:55	TRACK	1:03:19.365	3:58:17.493	4:03:21.330
	22:54:55	22:58:31	PIT	3:36.624	3:58:17.493	4:06:57.954
10 I. JAMES	22:58:31	00:51:04	TRACK	1:52:32.307	5:50:49.800	5:59:30.261
	00:51:04	00:52:18	PIT	1:14.404		5:24.665
11 A. RIBERAS	00:52:18	01:40:13	TRACK	47:55.220	1:28:09.599	1:28:09.599





FIA WEC 92^o Edition des 24 Heures du Mans Race



Stints Analysis

Nr. Driver	Start	End	Type	Time	T.Track	T.Driver	Nr. Driver	Start	End	Track	Pit	Stint	T.Driver
A. RIBERAS	01:40:13	01:41:45	PIT	1:32.052	1:28:09.599	1:29:41.651	22 R. DE GÉRUS	08:35:31	09:22:02	TRACK	46:31.799	5:32:25.809	5:36:49.384
12 A. RIBERAS	01:41:45	02:23:20	TRACK	41:34.862	2:09:44.461	2:11:16.513	R. DE GÉRUS	09:22:02	09:23:43	PIT	1:40.845	5:32:25.809	5:38:30.229
A. RIBERAS	02:23:20	02:24:37	PIT	1:16.583	2:09:44.461	2:12:33.096	23 R. DE GÉRUS	09:23:43	09:45:45	TRACK	22:01.668	5:54:27.477	6:00:31.897
13 A. RIBERAS	02:24:37	03:05:21	TRACK	40:44.566	2:50:29.027	2:53:17.662		09:45:45	09:49:07	PIT	3:21.971	24:21.458	
A. RIBERAS	03:05:21	03:06:37	PIT	1:15.448	2:50:29.027	2:54:33.110	24 J. VAN UITERT	09:49:07	10:10:44	TRACK	21:37.631	4:54:09.636	5:00:05.235
14 A. RIBERAS	03:06:37	03:18:48	TRACK	12:11.546	3:02:40.573	3:06:44.656	J. VAN UITERT	10:10:44	10:14:08	PIT	3:23.089	4:54:09.636	5:03:28.324
A. RIBERAS	03:18:48	03:19:47	PIT	58.632	3:02:40.573	3:07:43.288	25 J. VAN UITERT	10:14:08	11:05:07	TRACK	50:59.194	5:45:08.830	5:54:27.518
15 A. RIBERAS	03:19:47	03:55:02	TRACK	35:14.731	3:37:55.304	3:42:58.019	J. VAN UITERT	11:05:07	11:06:29	PIT	1:21.953	5:45:08.830	5:55:49.471
	03:55:02	03:58:54	PIT	3:52.706		9:17.371	26 J. VAN UITERT	11:06:29	11:43:26	TRACK	36:57.237	6:22:06.067	6:32:46.708
16 I. JAMES	03:58:54	07:17:58	TRACK	3:19:03.290	9:09:53.090	9:18:33.551	J. VAN UITERT	11:43:26	11:45:00	PIT	1:33.603	6:22:06.067	6:34:20.311
	07:17:58	07:21:49	PIT	3:51.659		13:09.030	27 J. VAN UITERT	11:45:00	12:27:32	TRACK	42:32.909	7:04:38.976	7:16:53.220
17 D. MANCINELLI	07:21:49	08:48:00	TRACK	1:26:10.507	3:30:07.663	3:32:53.097		12:27:32	12:28:54	PIT	1:21.916	25:43.374	
D. MANCINELLI	08:48:00	08:49:31	PIT	1:31.466	3:30:07.663	3:34:24.563	28 R. DE GÉRUS	12:28:54	13:09:49	TRACK	40:54.748	6:35:22.225	6:41:26.645
18 D. MANCINELLI	08:49:31	09:34:34	TRACK	45:02.460	4:15:10.123	4:19:27.023	R. DE GÉRUS	13:09:49	13:11:12	PIT	1:22.441	6:35:22.225	6:42:49.086
							29 R. DE GÉRUS	13:11:12	13:52:29	TRACK	41:17.394	7:16:39.619	7:24:06.480
							R. DE GÉRUS	13:52:29	13:54:07	PIT	1:37.810	7:16:39.619	7:25:44.290
							30 R. DE GÉRUS	13:54:07	14:39:27	TRACK	45:20.551	8:02:00.170	8:11:04.841
								14:39:27	14:41:04	PIT	1:37.157	27:20.531	
							31 J. VAN UITERT	14:41:04	15:22:41	TRACK	41:36.133	7:46:15.109	7:58:29.353
							J. VAN UITERT	15:22:41	15:24:00	PIT	1:18.968	7:46:15.109	7:59:48.321
							32 J. VAN UITERT	15:24:00	16:06:21	TRACK	42:21.632	8:28:36.741	8:42:09.953

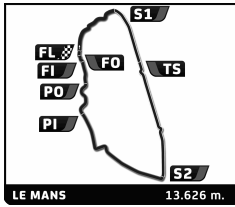
	T. Track	T. Pits	T. Time
I. JAMES	9:09:53.090	8:40.461	9:18:33.551
Min:06:00:00-Max:14:00:00			
D. MANCINELLI	4:15:10.123	4:16.900	4:19:27.023
Min:06:00:00-Max:14:00:00		01:44:49.877 below Min	
A. RIBERAS	3:37:55.304	5:02.715	3:42:58.019
Min:01:00:00-Max:None			

28 IDEC Sport					LMP2	
Oreca 07 - Gibson						
1 J. VAN UITERT	16:00:26	16:33:34	TRACK	33:08.067	33:08.067	33:08.067
J. VAN UITERT	16:33:34	16:34:58	PIT	1:23.766	33:08.067	34:31.833
2 J. VAN UITERT	16:34:58	17:16:10	TRACK	41:11.968	1:14:20.035	1:15:43.801
	17:16:10	17:17:48	PIT	1:38.252		1:38.252
3 P. LAFARGUE	17:17:48	17:44:29	TRACK	26:40.391	26:40.391	26:40.391
P. LAFARGUE	17:44:29	17:45:53	PIT	1:24.465	26:40.391	28:04.856
4 P. LAFARGUE	17:45:53	17:58:15	TRACK	12:21.536	39:01.927	40:26.392
P. LAFARGUE	17:58:15	17:59:21	PIT	1:06.005	39:01.927	41:32.397
5 P. LAFARGUE	17:59:21	18:27:50	TRACK	28:29.783	1:07:31.710	1:10:02.180
P. LAFARGUE	18:27:50	18:28:57	PIT	1:06.594	1:07:31.710	1:11:08.774
6 P. LAFARGUE	18:28:57	19:10:15	TRACK	41:17.622	1:48:49.332	1:52:26.396
P. LAFARGUE	19:10:15	19:11:42	PIT	1:27.395	1:48:49.332	1:53:53.791
7 P. LAFARGUE	19:11:42	19:44:13	TRACK	32:31.543	2:21:20.875	2:26:25.334
	19:44:13	19:45:46	PIT	1:32.221		3:10.473
8 R. DE GÉRUS	19:45:46	20:11:43	TRACK	25:57.390	25:57.390	25:57.390
R. DE GÉRUS	20:11:43	20:12:49	PIT	1:06.059	25:57.390	27:03.449
9 R. DE GÉRUS	20:12:49	20:54:39	TRACK	41:50.258	1:07:47.648	1:08:53.707
R. DE GÉRUS	20:54:39	20:56:02	PIT	1:23.070	1:07:47.648	1:10:16.777
10 R. DE GÉRUS	20:56:02	21:36:37	TRACK	40:34.480	1:48:22.128	1:50:51.257
	21:36:37	21:38:20	PIT	1:42.968		4:53.441
11 P. LAFARGUE	21:38:20	22:02:10	TRACK	23:50.553	2:45:11.428	2:50:15.887
	22:02:10	22:03:56	PIT	1:45.188		6:38.629
12 R. DE GÉRUS	22:03:56	22:32:11	TRACK	28:15.738	2:16:37.866	2:19:06.995
	22:32:11	22:33:40	PIT	1:28.621		8:07.250
13 J. VAN UITERT	22:33:40	22:57:51	TRACK	24:10.552	1:38:30.587	1:39:54.353
	22:57:51	23:01:01	PIT	3:09.965		11:17.215
14 P. LAFARGUE	23:01:01	00:09:46	TRACK	1:08:45.329	3:53:56.757	3:59:01.216
	00:09:46	00:11:40	PIT	1:54.159		13:11.374
15 J. VAN UITERT	00:11:40	01:01:03	TRACK	49:23.080	2:27:53.667	2:29:17.433
J. VAN UITERT	01:01:03	01:02:43	PIT	1:39.579	2:27:53.667	2:30:57.012
16 J. VAN UITERT	01:02:43	01:47:09	TRACK	44:26.068	3:12:19.735	3:15:23.080
J. VAN UITERT	01:47:09	01:48:39	PIT	1:30.251	3:12:19.735	3:16:53.331
17 J. VAN UITERT	01:48:39	02:30:02	TRACK	41:22.751	3:53:42.486	3:58:16.082
J. VAN UITERT	02:30:02	02:31:24	PIT	1:22.003	3:53:42.486	3:59:38.085
18 J. VAN UITERT	02:31:24	03:10:13	TRACK	38:49.519	4:32:32.005	4:38:27.604
	03:10:13	03:11:58	PIT	1:44.760		14:56.134
19 R. DE GÉRUS	03:11:58	04:05:36	TRACK	53:38.151	3:10:16.017	3:12:45.146
	04:05:36	04:08:39	PIT	3:02.847		17:58.981
20 P. LAFARGUE	04:08:39	06:54:58	TRACK	2:46:18.571	6:40:15.328	6:45:19.787
	06:54:58	06:57:58	PIT	3:00.506		20:59.487
21 R. DE GÉRUS	06:57:58	08:33:36	TRACK	1:35:37.993	4:45:54.010	4:48:23.139
R. DE GÉRUS	08:33:36	08:35:31	PIT	1:54.446	4:45:54.010	4:50:17.585

	T. Track	T. Pits	T. Time
P. LAFARGUE	6:40:15.328	5:04.459	6:45:19.787
Min:06:00:00-Max:14:00:00			
J. VAN UITERT	8:28:36.741	13:33.212	8:42:09.953
Min:01:00:00-Max:None			
R. DE GÉRUS	8:02:00.170	9:04.671	8:11:04.841
Min:01:00:00-Max:None			

30 Duqueine Team					Retired	
Oreca 07 - Gibson						
LMP2 - P/A						
1 J. ALLEN	16:00:26	16:33:45	TRACK	33:18.672	33:18.672	33:18.672
	16:33:45	16:35:08	PIT	1:22.814		1:22.814
2 J. FALB	16:35:08	17:17:25	TRACK	42:17.803	42:17.803	42:17.803
J. FALB	17:17:25	17:18:51	PIT	1:25.548	42:17.803	43:43.351
3 J. FALB	17:18:51	17:45:37	TRACK	26:46.394	1:09:04.197	1:10:29.745
J. FALB	17:45:37	17:47:00	PIT	1:22.255	1:09:04.197	1:11:52.000
4 J. FALB	17:47:00	17:59:13	TRACK	12:13.634	1:21:17.831	1:24:05.634
J. FALB	17:59:13	18:00:19	PIT	1:05.905	1:21:17.831	1:25:11.539
5 J. FALB	18:00:19	18:16:06	TRACK	15:47.231	1:37:05.062	1:40:58.770
J. FALB	18:16:06	18:17:13	PIT	1:06.785	1:37:05.062	1:42:05.555
6 J. FALB	18:17:13	19:00:26	TRACK	43:12.784	2:20:17.846	2:25:18.339
	19:00:26	19:01:49	PIT	1:22.834		2:45.648
7 J. SIMMENAUER	19:01:49	19:45:18	TRACK	43:29.318	43:29.318	43:29.318
J. SIMMENAUER	19:45:18	19:46:56	PIT	1:38.057	43:29.318	45:07.375
8 J. SIMMENAUER	19:46:56	20:05:44	TRACK	18:48.043	1:02:17.361	1:03:55.418
J. SIMMENAUER	20:05:44	20:06:16	PIT	32.112	1:02:17.361	1:04:27.530
9 J. SIMMENAUER	20:06:16	20:28:28	TRACK	22:11.345	1:24:28.706	1:26:38.875
	20:28:28	20:29:54	PIT	1:26.213		4:11.861
10 J. ALLEN	20:29:54	21:11:56	TRACK	42:01.793	1:15:20.465	1:15:20.465
J. ALLEN	21:11:56	21:13:18	PIT	1:22.680	1:15:20.465	1:16:43.145
11 J. ALLEN	21:13:18	21:51:16	TRACK	37:57.568	1:53:18.033	1:54:40.713
	21:51:16	21:52:51	PIT	1:34.689		5:46.550
12 J. FALB	21:52:51	22:42:56	TRACK	50:05.085	3:10:22.931	3:15:23.424
J. FALB	22:42:56	22:46:08	PIT	3:12.655	3:10:22.931	3:18:36.079
13 J. FALB	22:46:08	23:00:29	TRACK	14:20.899	3:24:43.830	3:32:56.978
J. FALB	23:00:29	23:02:57	PIT	2:27.576	3:24:43.830	3:35:24.554
14 J. FALB	23:02:57	00:10:04	TRACK	1:07:07.427	4:31:51.257	4:42:31.981
	00:10:04	00:12:06	PIT	2:01.757		7:48.307
15 J. SIMMENAUER	00:12:06	00:26:15	TRACK	14:09.351	1:38:38.057	1:40:48.226





FIA WEC 92^e Edition des 24 Heures du Mans Race

Stints Analysis



Nr. Driver	Start	End	Type	Time	T.Track	T.Driver	Nr. Driver	Start	End	Track	Pit	Stint	T.Driver																																																								
<table border="1"> <thead> <tr> <th></th> <th>T. Track</th> <th>T. Pits</th> <th>T. Time</th> </tr> </thead> <tbody> <tr> <td>J. FALB</td> <td>4:31:51.257</td> <td>10:40.724</td> <td>4:42:31.981</td> </tr> <tr> <td>Min:06:00:00-Max:14:00:00</td> <td></td> <td>01:28:08.743 below Min</td> <td></td> </tr> <tr> <td>J. ALLEN</td> <td>1:53:18.033</td> <td>1:22.680</td> <td>1:54:40.713</td> </tr> <tr> <td>Min:01:00:00-Max:None</td> <td></td> <td></td> <td></td> </tr> <tr> <td>J. SIMMENAUER</td> <td>1:38:38.057</td> <td>2:10.169</td> <td>1:40:48.226</td> </tr> <tr> <td>Min:01:00:00-Max:None</td> <td></td> <td></td> <td></td> </tr> </tbody> </table>								T. Track	T. Pits	T. Time	J. FALB	4:31:51.257	10:40.724	4:42:31.981	Min:06:00:00-Max:14:00:00		01:28:08.743 below Min		J. ALLEN	1:53:18.033	1:22.680	1:54:40.713	Min:01:00:00-Max:None				J. SIMMENAUER	1:38:38.057	2:10.169	1:40:48.226	Min:01:00:00-Max:None				<table border="1"> <thead> <tr> <th></th> <th>T. Track</th> <th>T. Pits</th> <th>T. Time</th> </tr> </thead> <tbody> <tr> <td>D. LEUNG</td> <td>6:01:20.038</td> <td>8:35.857</td> <td>6:09:55.895</td> </tr> <tr> <td>Min:06:00:00-Max:14:00:00</td> <td></td> <td></td> <td></td> </tr> <tr> <td>S. GELAE</td> <td>7:25:20.724</td> <td>9:27.876</td> <td>7:34:48.600</td> </tr> <tr> <td>Min:06:00:00-Max:14:00:00</td> <td></td> <td></td> <td></td> </tr> <tr> <td>A. FARFUS</td> <td>9:50:42.205</td> <td>11:02.405</td> <td>10:01:44.610</td> </tr> <tr> <td>Min:01:00:00-Max:None</td> <td></td> <td></td> <td></td> </tr> </tbody> </table>								T. Track	T. Pits	T. Time	D. LEUNG	6:01:20.038	8:35.857	6:09:55.895	Min:06:00:00-Max:14:00:00				S. GELAE	7:25:20.724	9:27.876	7:34:48.600	Min:06:00:00-Max:14:00:00				A. FARFUS	9:50:42.205	11:02.405	10:01:44.610	Min:01:00:00-Max:None			
	T. Track	T. Pits	T. Time																																																																		
J. FALB	4:31:51.257	10:40.724	4:42:31.981																																																																		
Min:06:00:00-Max:14:00:00		01:28:08.743 below Min																																																																			
J. ALLEN	1:53:18.033	1:22.680	1:54:40.713																																																																		
Min:01:00:00-Max:None																																																																					
J. SIMMENAUER	1:38:38.057	2:10.169	1:40:48.226																																																																		
Min:01:00:00-Max:None																																																																					
	T. Track	T. Pits	T. Time																																																																		
D. LEUNG	6:01:20.038	8:35.857	6:09:55.895																																																																		
Min:06:00:00-Max:14:00:00																																																																					
S. GELAE	7:25:20.724	9:27.876	7:34:48.600																																																																		
Min:06:00:00-Max:14:00:00																																																																					
A. FARFUS	9:50:42.205	11:02.405	10:01:44.610																																																																		
Min:01:00:00-Max:None																																																																					

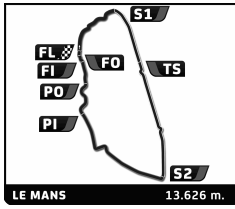
31 Team WRT BMW M4 LMGT3 LMGT3

1 A. FARFUS	16:00:26	16:41:03	TRACK	40:36.545	40:36.545	40:36.545
	16:41:03	16:42:21	PIT	1:18.057		1:18.057
2 D. LEUNG	16:42:21	17:23:55	TRACK	41:34.088	41:34.088	41:34.088
D. LEUNG	17:23:55	17:25:36	PIT	1:41.458	41:34.088	43:15.546
3 D. LEUNG	17:25:36	18:07:14	TRACK	41:38.183	1:23:12.271	1:24:53.729
D. LEUNG	18:07:14	18:08:30	PIT	1:15.842	1:23:12.271	1:26:09.571
4 D. LEUNG	18:08:30	18:51:38	TRACK	43:08.166	2:06:20.437	2:09:17.737
	18:51:38	18:53:07	PIT	1:28.337		2:46.394
5 A. FARFUS	18:53:07	19:34:00	TRACK	40:53.021	1:21:29.566	1:21:29.566
A. FARFUS	19:34:00	19:34:47	PIT	47.282	1:21:29.566	1:22:16.848
6 A. FARFUS	19:34:47	19:39:46	TRACK	4:59.267	1:26:28.833	1:27:16.115
A. FARFUS	19:39:46	19:40:56	PIT	1:10.098	1:26:28.833	1:28:26.213
7 A. FARFUS	19:40:56	20:20:56	TRACK	39:59.602	2:06:28.435	2:08:25.815
A. FARFUS	20:20:56	20:22:13	PIT	1:16.940	2:06:28.435	2:09:42.755
8 A. FARFUS	20:22:13	21:03:30	TRACK	41:17.146	2:47:45.581	2:50:59.901
	21:03:30	21:04:58	PIT	1:28.255		4:14.649
9 D. LEUNG	21:04:58	21:45:37	TRACK	40:38.244	2:46:58.681	2:49:55.981
D. LEUNG	21:45:37	21:46:54	PIT	1:17.198	2:46:58.681	2:51:13.179
10 D. LEUNG	21:46:54	22:42:55	TRACK	56:00.991	3:42:59.672	3:47:14.170
D. LEUNG	22:42:55	22:46:06	PIT	3:10.962	3:42:59.672	3:50:25.132
11 D. LEUNG	22:46:06	00:35:39	TRACK	1:49:33.156	5:32:32.828	5:39:58.288
D. LEUNG	00:35:39	00:36:49	PIT	1:10.397	5:32:32.828	5:41:08.685
12 D. LEUNG	00:36:49	01:05:37	TRACK	28:47.210	6:01:20.038	6:09:55.895
	01:05:37	01:06:52	PIT	1:15.425		5:30.074
13 S. GELAE	01:06:52	01:34:25	TRACK	27:33.270	27:33.270	27:33.270
S. GELAE	01:34:25	01:34:57	PIT	32.215	27:33.270	28:05.485
14 S. GELAE	01:34:57	01:51:06	TRACK	16:08.105	43:41.375	44:13.590
S. GELAE	01:51:06	01:52:21	PIT	1:15.215	43:41.375	45:28.805
15 S. GELAE	01:52:21	02:32:38	TRACK	40:17.396	1:23:58.771	1:25:46.201
S. GELAE	02:32:38	02:33:54	PIT	1:15.834	1:23:58.771	1:27:02.035
16 S. GELAE	02:33:54	03:18:42	TRACK	44:47.622	2:08:46.393	2:11:49.657
	03:18:42	03:20:09	PIT	1:27.398		6:57.472
17 A. FARFUS	03:20:09	03:55:05	TRACK	34:56.472	3:22:42.053	3:25:56.373
A. FARFUS	03:55:05	03:59:05	PIT	3:59.323	3:22:42.053	3:29:55.696
18 A. FARFUS	03:59:05	07:00:45	TRACK	3:01:40.591	6:24:22.644	6:31:36.287
	07:00:45	07:04:57	PIT	4:11.715		11:09.187
19 S. GELAE	07:04:57	08:43:40	TRACK	1:38:42.506	3:47:28.899	3:50:32.163
S. GELAE	08:43:40	08:45:10	PIT	1:29.933	3:47:28.899	3:52:02.096
20 S. GELAE	08:45:10	09:36:32	TRACK	51:22.572	4:38:51.471	4:43:24.668
S. GELAE	09:36:32	09:39:59	PIT	3:26.976	4:38:51.471	4:46:51.644
21 S. GELAE	09:39:59	11:02:58	TRACK	1:22:58.506	6:01:49.977	6:09:50.150
	11:02:58	11:04:24	PIT	1:26.547		12:35.734
22 A. FARFUS	11:04:24	11:44:17	TRACK	39:52.630	7:04:15.274	7:11:28.917
A. FARFUS	11:44:17	11:45:33	PIT	1:16.520	7:04:15.274	7:12:45.437
23 A. FARFUS	11:45:33	12:27:20	TRACK	41:46.861	7:46:02.135	7:54:32.298
A. FARFUS	12:27:20	12:28:35	PIT	1:14.859	7:46:02.135	7:55:47.157
24 A. FARFUS	12:28:35	13:08:30	TRACK	39:54.565	8:25:56.700	8:35:41.722
	13:08:30	13:09:58	PIT	1:28.731		14:04.465
25 S. GELAE	13:09:58	13:49:45	TRACK	39:47.069	6:41:37.046	6:49:37.219
S. GELAE	13:49:45	13:51:13	PIT	1:27.703	6:41:37.046	6:51:04.922
26 S. GELAE	13:51:13	14:34:57	TRACK	43:43.678	7:25:20.724	7:34:48.600
	14:34:57	14:36:23	PIT	1:26.609		15:31.074
27 A. FARFUS	14:36:23	15:25:02	TRACK	48:38.940	9:14:35.640	9:24:20.662
A. FARFUS	15:25:02	15:26:20	PIT	1:17.383	9:14:35.640	9:25:38.045
28 A. FARFUS	15:26:20	16:02:26	TRACK	36:06.565	9:50:42.205	10:01:44.610

33 DKR Engineering Oreca 07 - Gibson LMP2 - P/A

1 L. HÖRR	16:00:26	16:07:59	TRACK	7:32.415	7:32.415	7:32.415
L. HÖRR	16:07:59	16:09:04	PIT	1:05.785	7:32.415	8:38.200
2 L. HÖRR	16:09:04	16:49:55	TRACK	40:50.567	48:22.982	49:28.767
	16:49:55	16:51:22	PIT	1:27.518		1:27.518
3 A. MATTSCHULL	16:51:22	17:37:28	TRACK	46:05.469	46:05.469	46:05.469
A. MATTSCHULL	17:37:28	17:38:56	PIT	1:27.974	46:05.469	47:33.443
4 A. MATTSCHULL	17:38:56	18:15:54	TRACK	36:58.663	1:23:04.132	1:24:32.106
A. MATTSCHULL	18:15:54	18:17:27	PIT	1:32.490	1:23:04.132	1:26:04.596
5 A. MATTSCHULL	18:17:27	19:05:35	TRACK	48:07.841	2:11:11.973	2:14:12.437
	19:05:35	19:07:03	PIT	1:28.264		2:55.782
6 R. BINDER	19:07:03	19:55:24	TRACK	48:20.746	48:20.746	48:20.746
R. BINDER	19:55:24	19:57:26	PIT	2:02.302	48:20.746	50:23.048
7 R. BINDER	19:57:26	20:04:59	TRACK	7:33.273	55:54.019	57:56.321
R. BINDER	20:04:59	20:05:32	PIT	32.191	55:54.019	58:28.512
8 R. BINDER	20:05:32	20:38:51	TRACK	33:19.408	1:29:13.427	1:31:47.920
	20:38:51	20:40:17	PIT	1:26.077		4:21.859
9 A. MATTSCHULL	20:40:17	21:27:13	TRACK	46:55.601	2:58:07.574	3:01:08.038
A. MATTSCHULL	21:27:13	21:28:43	PIT	1:30.362	2:58:07.574	3:02:38.400
10 A. MATTSCHULL	21:28:43	21:58:07	TRACK	29:23.825	3:27:31.399	3:32:02.225
	21:58:07	21:59:49	PIT	1:41.919		6:03.778
11 L. HÖRR	21:59:49	22:35:22	TRACK	35:33.681	1:23:56.663	1:25:02.448
L. HÖRR	22:35:22	22:36:53	PIT	1:31.004	1:23:56.663	1:26:33.452
12 L. HÖRR	22:36:53	00:10:10	TRACK	1:33:16.303	2:57:12.966	2:59:49.755
L. HÖRR	00:10:10	00:12:28	PIT	2:18.115	2:57:12.966	3:02:07.870
13 L. HÖRR	00:12:28	01:05:18	TRACK	52:50.098	3:50:03.064	3:54:57.968
L. HÖRR	01:05:18	01:07:06	PIT	1:48.123	3:50:03.064	3:56:46.091
14 L. HÖRR	01:07:06	01:52:10	TRACK	45:04.004	4:35:07.068	4:41:50.095
	01:52:10	01:53:36	PIT	1:25.605		7:29.383
15 R. BINDER	01:53:36	02:34:50	TRACK	41:14.532	2:10:27.959	2:13:02.452
R. BINDER	02:34:50	02:36:16	PIT	1:26.194	2:10:27.959	2:14:28.646
16 R. BINDER	02:36:16	03:12:04	TRACK	35:47.232	2:46:15.191	2:50:15.878
R. BINDER	03:12:04	03:13:54	PIT	1:50.660	2:46:15.191	2:52:06.538
17 R. BINDER	03:13:54	03:37:10	TRACK	23:15.192	3:09:30.383	3:15:21.730
R. BINDER	03:37:10	03:37:42	PIT	32.448	3:09:30.383	3:15:54.178
18 R. BINDER	03:37:42	03:54:53	TRACK	17:11.074	3:26:41.457	3:33:05.252
R. BINDER	03:54:53	03:58:45	PIT	3:51.932	3:26:41.457	3:36:57.184
19 R. BINDER	03:58:45	04:32:43	TRACK	33:58.087	4:00:39.544	4:10:55.271
	04:32:43	04:37:11	PIT	4:27.864		11:57.247
20 A. MATTSCHULL	04:37:11	06:06:52	TRACK	1:29:40.988	4:57:12.387	5:01:43.213
A. MATTSCHULL	06:06:52	06:09:49	PIT	2:56.804	4:57:12.387	5:04:40.017
21 A. MATTSCHULL	06:09:49	08:12:01	TRACK	2:02:12.608	6:59:24.995	7:06:52.625
	08:12:01	08:14:13	PIT	2:11.388		14:08.635
22 L. HÖRR	08:14:13	09:04:32	TRACK	50:19.180	5:25:26.248	5:32:09.275
L. HÖRR	09:04:32	09:06:18	PIT	1:45.939	5:25:26.248	5:33:55.214
23 L. HÖRR	09:06:18	09:29:55	TRACK	23:36.729	5:49:02.977	5:57:31.943
L. HÖRR	09:29:55	09:30:59	PIT	1:04.699	5:49:02.977	5:58:36.642
24 L. HÖRR	09:30:59	10:10:42	TRACK	39:42.770	6:28:45.747	6:38:19.412
L. HÖRR	10:10:42	10:14:06	PIT	3:24.209	6:28:45.747	6:41:43.621
25 L. HÖRR	10:14:06	10:50:45	TRACK	36:38.558	7:05:24.305	7:18:22.179
	10:50:45	10:53:57	PIT	3:12.590		17:21.225
26 R. BINDER	10:53:57	11:34:57	TRACK	41:00.034	4:41:39.578	4:51:55.305
R. BINDER	11:34:57	11:36:38	PIT	1:40.722	4:41:39.578	4:53:36.027
27 R. BINDER	11:36:38	12:23:21	TRACK	46:42.614	5:28:22.192	5:40:18.641
R. BINDER	12:23:21	12:24:49	PIT	1:27.958	5:28:22.192	5:41:46.599
28 R. BINDER	12:24:49	13:05:50	TRACK	41:00.956	6:09:23.148	6:22:47.555
R. BINDER	13:05:50	13:07:15	PIT	1:25.108	6:09:23.148	6:24:12.663





FIA WEC 92^o Edition des 24 Heures du Mans Race

Stints Analysis



Nr. Driver	Start	End	Type	Time	T.Track	T.Driver	Nr. Driver	Start	End	Track	Pit	Stint	T.Driver
29 R. BINDER	13:07:15	13:48:15	TRACK	41:00.040	6:50:23.188	7:05:12.703	C. NOVALAK	11:43:23	11:44:42	PIT	1:18.696	5:53:16.375	6:03:31.532
	13:48:15	13:49:59	PIT	1:44.577		19:05.802	26 C. NOVALAK	11:44:42	12:27:16	TRACK	42:34.587	6:35:50.962	6:46:06.119
30 L. HÖRR	13:49:59	14:38:32	TRACK	48:32.321	7:53:56.626	8:06:54.500		12:27:16	12:28:59	PIT	1:42.753		24:15.481
L. HÖRR	14:38:32	14:40:12	PIT	1:40.119	7:53:56.626	8:08:34.619	27 V. LOMKO	12:28:59	13:09:59	TRACK	40:59.873	7:27:40.581	7:37:53.052
31 L. HÖRR	14:40:12	15:25:17	TRACK	45:05.252	8:39:01.878	8:53:39.871	V. LOMKO	13:09:59	13:11:22	PIT	1:23.289	7:27:40.581	7:39:16.341
L. HÖRR	15:25:17	15:26:41	PIT	1:24.114	8:39:01.878	8:55:03.985	28 V. LOMKO	13:11:22	13:52:30	TRACK	41:07.868	8:08:48.449	8:20:24.209
32 L. HÖRR	15:26:41	16:05:19	TRACK	38:37.845	9:17:39.723	9:33:41.830	V. LOMKO	13:52:30	13:54:20	PIT	1:49.639	8:08:48.449	8:22:13.848
							29 V. LOMKO	13:54:20	14:39:43	TRACK	45:22.786	8:54:11.235	9:07:36.634
								14:39:43	14:41:07	PIT	1:24.433		25:39.914
							30 C. NOVALAK	14:41:07	15:18:22	TRACK	37:14.708	7:13:05.670	7:23:20.827
							C. NOVALAK	15:18:22	15:19:45	PIT	1:23.080	7:13:05.670	7:24:43.907
							31 C. NOVALAK	15:19:45	16:06:07	TRACK	46:21.805	7:59:27.475	8:11:05.712

	T. Track	T. Pits	T. Time
A. MATTSCHULL	6:59:24.995	7:27.630	7:06:52.625
Min:06:00:00-Max:14:00:00			
R. BINDER	6:50:23.188	14:49.515	7:05:12.703
Min:01:00:00-Max:None			
L. HÖRR	9:17:39.723	16:02.107	9:33:41.830
Min:01:00:00-Max:None			

	T. Track	T. Pits	T. Time
J. SMIECHOWSKI	6:14:59.596	6:18.685	6:21:18.281
Min:06:00:00-Max:14:00:00			
V. LOMKO	8:54:11.235	13:25.399	9:07:36.634
Min:01:00:00-Max:None			
C. NOVALAK	7:59:27.475	11:38.237	8:11:05.712
Min:01:00:00-Max:None			

34 Inter Europol Competition Oreca 07 - Gibson LMP2

1 V. LOMKO	16:00:26	16:37:30	TRACK	37:04.235	37:04.235	37:04.235
V. LOMKO	16:37:30	16:38:56	PIT	1:26.125	37:04.235	38:30.360
2 V. LOMKO	16:38:56	17:24:11	TRACK	45:14.141	1:22:18.376	1:23:44.501
V. LOMKO	17:24:11	17:25:59	PIT	1:48.155	1:22:18.376	1:25:32.656
3 V. LOMKO	17:25:59	18:11:43	TRACK	45:44.679	2:08:03.055	2:11:17.335
	18:11:43	18:13:31	PIT	1:47.465		1:47.465
4 C. NOVALAK	18:13:31	18:26:25	TRACK	12:54.229	12:54.229	12:54.229
C. NOVALAK	18:26:25	18:27:18	PIT	53.150	12:54.229	13:47.379
5 C. NOVALAK	18:27:18	19:08:08	TRACK	40:49.282	53:43.511	54:36.661
C. NOVALAK	19:08:08	19:09:30	PIT	1:22.441	53:43.511	55:59.102
6 C. NOVALAK	19:09:30	19:26:26	TRACK	16:56.166	1:10:39.677	1:12:55.268
C. NOVALAK	19:26:26	19:28:29	PIT	2:02.876	1:10:39.677	1:14:58.144
7 C. NOVALAK	19:28:29	19:37:47	TRACK	9:18.098	1:19:57.775	1:24:16.242
C. NOVALAK	19:37:47	19:39:10	PIT	1:23.223	1:19:57.775	1:25:39.465
8 C. NOVALAK	19:39:10	20:23:33	TRACK	44:22.473	2:04:20.248	2:10:01.938
	20:23:33	20:25:00	PIT	1:27.257		3:14.722
9 J. SMIECHOWSKI	20:25:00	21:11:12	TRACK	46:12.177	46:12.177	46:12.177
J. SMIECHOWSKI	21:11:12	21:12:55	PIT	1:42.914	46:12.177	47:55.091
10 J. SMIECHOWSKI	21:12:55	21:56:16	TRACK	43:21.261	1:29:33.438	1:31:16.352
	21:56:16	21:57:57	PIT	1:40.479		4:55.201
11 V. LOMKO	21:57:57	22:30:28	TRACK	32:30.653	2:40:33.708	2:43:47.988
V. LOMKO	22:30:28	22:32:28	PIT	2:00.568	2:40:33.708	2:45:48.556
12 V. LOMKO	22:32:28	00:15:15	TRACK	1:42:46.580	4:23:20.288	4:28:35.136
V. LOMKO	00:15:15	00:17:19	PIT	2:03.813	4:23:20.288	4:30:38.949
13 V. LOMKO	00:17:19	00:58:13	TRACK	40:54.142	5:04:14.430	5:11:33.091
	00:58:13	00:59:50	PIT	1:37.590		6:32.791
14 J. SMIECHOWSKI	00:59:50	01:49:29	TRACK	49:38.249	2:19:11.687	2:20:54.601
J. SMIECHOWSKI	01:49:29	01:50:55	PIT	1:26.967	2:19:11.687	2:22:21.568
15 J. SMIECHOWSKI	01:50:55	02:22:08	TRACK	31:12.472	2:50:24.159	2:53:34.040
	02:22:08	02:23:21	PIT	1:12.676		7:45.467
16 C. NOVALAK	02:23:21	03:09:03	TRACK	45:42.236	2:50:02.484	2:55:44.174
C. NOVALAK	03:09:03	03:10:52	PIT	1:49.075	2:50:02.484	2:57:33.249
17 C. NOVALAK	03:10:52	04:38:47	TRACK	1:27:54.650	4:17:57.134	4:25:27.899
	04:38:47	04:44:31	PIT	5:44.700		13:30.167
18 J. SMIECHOWSKI	04:44:31	07:48:40	TRACK	3:04:08.977	5:54:33.136	5:57:43.017
	07:48:40	07:52:22	PIT	3:41.922		17:12.089
19 V. LOMKO	07:52:22	08:50:19	TRACK	57:57.029	6:02:11.459	6:09:30.120
V. LOMKO	08:50:19	08:51:48	PIT	1:28.394	6:02:11.459	6:10:58.514
20 V. LOMKO	08:51:48	09:21:41	TRACK	29:53.681	6:32:05.140	6:40:52.195
V. LOMKO	09:21:41	09:23:07	PIT	1:25.416	6:32:05.140	6:42:17.611
21 V. LOMKO	09:23:07	09:37:42	TRACK	14:35.568	6:46:40.708	6:56:53.179
	09:37:42	09:40:04	PIT	2:22.080		19:34.169
22 J. SMIECHOWSKI	09:40:04	09:45:57	TRACK	5:52.247	6:00:25.383	6:03:35.264
J. SMIECHOWSKI	09:45:57	09:49:05	PIT	3:08.804	6:00:25.383	6:06:44.068
23 J. SMIECHOWSKI	09:49:05	10:03:40	TRACK	14:34.213	6:14:59.596	6:21:18.281
	10:03:40	10:06:38	PIT	2:58.559		22:32.728
24 C. NOVALAK	10:06:38	11:05:05	TRACK	58:27.053	5:16:24.187	5:23:54.952
C. NOVALAK	11:05:05	11:06:31	PIT	1:25.696	5:16:24.187	5:25:20.648
25 C. NOVALAK	11:06:31	11:43:23	TRACK	36:52.188	5:53:16.375	6:02:12.836

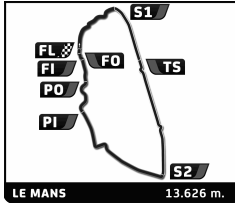
35 Alpine Endurance Team Alpine A424 Retired HYPERCAR - H

1 C. MILESI	16:00:26	16:43:00	TRACK	42:33.644	42:33.644	42:33.644
C. MILESI	16:43:00	16:44:14	PIT	1:14.208	42:33.644	43:47.852
2 C. MILESI	16:44:14	17:27:05	TRACK	42:50.774	1:25:24.418	1:26:38.626
C. MILESI	17:27:05	17:28:18	PIT	1:13.109	1:25:24.418	1:27:51.735
3 C. MILESI	17:28:18	17:39:04	TRACK	10:45.817	1:36:10.235	1:38:37.552
C. MILESI	17:39:04	17:40:03	PIT	59.337	1:36:10.235	1:39:36.889
4 C. MILESI	17:40:03	17:59:16	TRACK	19:12.690	1:55:22.925	1:58:49.579
	17:59:16	18:00:41	PIT	1:24.902		1:24.902
5 P. CHATIN	18:00:41	18:49:51	TRACK	49:10.635	49:10.635	49:10.635
P. CHATIN	18:49:51	18:51:16	PIT	1:24.536	49:10.635	50:35.171
6 P. CHATIN	18:51:16	19:35:47	TRACK	44:31.624	1:33:42.259	1:35:06.795
P. CHATIN	19:35:47	19:36:35	PIT	47.460	1:33:42.259	1:35:54.255
7 P. CHATIN	19:36:35	19:40:04	TRACK	3:29.393	1:37:11.652	1:39:23.648
P. CHATIN	19:40:04	19:41:10	PIT	1:06.073	1:37:11.652	1:40:29.721
8 P. CHATIN	19:41:10	20:23:50	TRACK	42:39.853	2:19:51.505	2:23:09.574
	20:23:50	20:25:22	PIT	1:32.057		2:56.959
9 F. HABSURG	20:25:22	20:45:13	TRACK	19:51.262	19:51.262	19:51.262

	T. Track	T. Pits	T. Time
P. CHATIN	2:19:51.505	3:18.069	2:23:09.574
Min:01:00:00-Max:None			
F. HABSURG	19:51.262		19:51.262
Min:01:00:00-Max:None			
C. MILESI	1:55:22.925	3:26.654	00:40:08.738 below Min
Min:01:00:00-Max:None			

36 Alpine Endurance Team Alpine A424 Retired HYPERCAR - H

1 N. LAPIERRE	16:00:26	16:39:36	TRACK	39:09.408	39:09.408	39:09.408
N. LAPIERRE	16:39:36	16:40:45	PIT	1:09.947	39:09.408	40:19.355
2 N. LAPIERRE	16:40:45	17:23:36	TRACK	42:50.642	1:22:00.050	1:23:09.997
N. LAPIERRE	17:23:36	17:25:04	PIT	1:28.023	1:22:00.050	1:24:38.020
3 N. LAPIERRE	17:25:04	17:39:37	TRACK	14:32.527	1:36:32.577	1:39:10.547
N. LAPIERRE	17:39:37	17:40:39	PIT	1:02.511	1:36:32.577	1:40:13.058
4 N. LAPIERRE	17:40:39	17:52:19	TRACK	11:39.479	1:48:12.056	1:51:52.537
	17:52:19	17:53:34	PIT	1:15.004		1:15.004
5 M. SCHUMACHER	17:53:34	18:28:17	TRACK	34:43.783	34:43.783	34:43.783
M. SCHUMACHER	18:28:17	18:29:22	PIT	1:04.120	34:43.783	35:47.903
6 M. SCHUMACHER	18:29:22	19:11:43	TRACK	42:21.003	1:17:04.786	1:18:08.906
M. SCHUMACHER	19:11:43	19:12:58	PIT	1:15.017	1:17:04.786	1:19:23.923
7 M. SCHUMACHER	19:12:58	19:57:55	TRACK	44:57.327	2:02:02.113	2:04:21.250
	19:57:55	19:59:23	PIT	1:28.406		2:43.410
8 M. VAXIVIERE	19:59:23	20:42:32	TRACK	43:08.510	43:08.510	43:08.510
M. VAXIVIERE	20:42:32	20:43:46	PIT	1:14.480	43:08.510	44:22.990



FIA WEC 92^o Edition des 24 Heures du Mans Race

Stints Analysis



Nr. Driver	Start	End	Type	Time	T.Track	T.Driver	Nr. Driver	Start	End	Track	Pit	Stint	T.Driver
P. HANSON	12:00:29	12:01:56	PIT	1:26.329	6:55:14.095	7:05:50.865	22 B. TUCK	10:34:38	11:16:24	TRACK	41:45.169	4:51:50.415	4:59:09.405
26 P. HANSON	12:01:56	12:44:18	TRACK	42:22.753	7:37:36.848	7:48:13.618	B. TUCK	11:16:24	11:17:39	PIT	1:15.755	4:51:50.415	5:00:25.160
	12:44:18	12:45:33	PIT	1:14.697		15:32.748	23 B. TUCK	11:17:39	11:59:38	TRACK	41:58.934	5:33:49.349	5:42:24.094
27 O. RASMUSSEN	12:45:33	13:27:51	TRACK	42:17.898	6:36:58.858	6:41:29.078	B. TUCK	11:59:38	12:01:18	PIT	1:40.029	5:33:49.349	5:44:04.123
O. RASMUSSEN	13:27:51	13:29:19	PIT	1:28.036	6:36:58.858	6:42:57.114	24 B. TUCK	12:01:18	12:41:13	TRACK	39:54.977	6:13:44.326	6:23:59.100
28 O. RASMUSSEN	13:29:19	13:54:51	TRACK	25:32.432	7:02:31.290	7:08:29.546	B. TUCK	12:41:13	12:42:30	PIT	1:16.541	6:13:44.326	6:25:15.641
O. RASMUSSEN	13:54:51	13:56:02	PIT	1:10.631	7:02:31.290	7:09:40.177	25 B. TUCK	12:42:30	13:22:31	TRACK	40:01.069	6:53:45.395	7:05:16.710
29 O. RASMUSSEN	13:56:02	14:27:19	TRACK	31:17.276	7:33:48.566	7:40:57.453		13:22:31	13:24:08	PIT	1:36.966		23:07.406
O. RASMUSSEN	14:27:19	14:27:51	PIT	32.024	7:33:48.566	7:41:29.477	26 C. MIES	13:24:08	13:56:59	TRACK	32:50.776	8:07:34.949	8:16:54.647
30 O. RASMUSSEN	14:27:51	14:35:39	TRACK	7:47.835	7:41:36.401	7:49:17.312	C. MIES	13:56:59	13:58:38	PIT	1:39.433	8:07:34.949	8:18:34.080
	14:35:39	14:36:59	PIT	1:20.006		16:52.754	27 C. MIES	13:58:38	14:42:53	TRACK	44:14.944	8:51:49.893	9:02:49.024
31 J. BUTTON	14:36:59	15:24:42	TRACK	47:43.115	7:23:28.843	7:29:52.419	C. MIES	14:42:53	14:44:09	PIT	1:16.136	8:51:49.893	9:04:05.160
J. BUTTON	15:24:42	15:25:53	PIT	1:10.818	7:23:28.843	7:31:03.237	28 C. MIES	14:44:09	15:24:23	TRACK	40:13.599	9:32:03.492	9:44:18.759
32 J. BUTTON	15:25:53	16:05:59	TRACK	40:05.691	8:03:34.534	8:11:08.928	C. MIES	15:24:23	15:25:44	PIT	1:21.114	9:32:03.492	9:45:39.873
							29 C. MIES	15:25:44	16:06:21	TRACK	40:36.767	10:12:40.259	10:26:16.640

	T. Track	T. Pits	T. Time
O. RASMUSSEN	7:41:36.401	7:40.911	7:49:17.312
Min:01:00:00-Max:None			
P. HANSON	7:37:36.848	10:36.770	7:48:13.618
Min:01:00:00-Max:None			
J. BUTTON	8:03:34.534	7:34.394	8:11:08.928
Min:01:00:00-Max:None			

	T. Track	T. Pits	T. Time
J. HARTSHORNE	6:09:54.974	1:18.861	6:11:13.835
Min:06:00:00-Max:14:00:00			
B. TUCK	6:53:45.395	11:31.315	7:05:16.710
Min:06:00:00-Max:14:00:00			
C. MIES	10:12:40.259	13:36.381	10:26:16.640
Min:01:00:00-Max:None			

44 Proton Competition Ford Mustang LMG T3 LMG T3

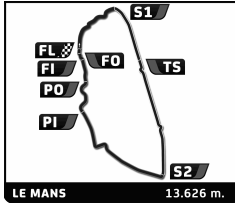
1 C. MIES	16:00:26	16:36:52	TRACK	36:25.632	36:25.632	36:25.632
C. MIES	16:36:52	16:38:04	PIT	1:12.504	36:25.632	37:38.136
2 C. MIES	16:38:04	17:18:52	TRACK	40:47.902	1:17:13.534	1:18:26.038
C. MIES	17:18:52	17:20:26	PIT	1:33.616	1:17:13.534	1:19:59.654
3 C. MIES	17:20:26	18:00:59	TRACK	40:32.867	1:57:46.401	2:00:32.521
C. MIES	18:00:59	18:02:14	PIT	1:15.167	1:57:46.401	2:01:47.688
4 C. MIES	18:02:14	18:48:51	TRACK	46:37.693	2:44:24.094	2:48:25.381
	18:48:51	18:50:34	PIT	1:42.373		1:42.373
5 J. HARTSHORNE	18:50:34	19:40:02	TRACK	49:28.601	49:28.601	49:28.601
J. HARTSHORNE	19:40:02	19:41:21	PIT	1:18.861	49:28.601	50:47.462
6 J. HARTSHORNE	19:41:21	20:28:23	TRACK	47:01.958	1:36:30.559	1:37:49.420
	20:28:23	20:30:03	PIT	1:39.803		3:22.176
7 B. TUCK	20:30:03	21:11:18	TRACK	41:15.190	41:15.190	41:15.190
B. TUCK	21:11:18	21:12:36	PIT	1:17.930	41:15.190	42:33.120
8 B. TUCK	21:12:36	21:54:44	TRACK	42:08.151	1:23:23.341	1:24:41.271
B. TUCK	21:54:44	21:56:21	PIT	1:36.525	1:23:23.341	1:26:17.796
9 B. TUCK	21:56:21	22:26:01	TRACK	29:40.246	1:53:03.587	1:55:58.042
B. TUCK	22:26:01	22:27:18	PIT	1:16.663	1:53:03.587	1:57:14.705
10 B. TUCK	22:27:18	22:47:25	TRACK	20:06.744	2:13:10.331	2:17:21.449
	22:47:25	22:51:05	PIT	3:40.828		7:03.004
11 J. HARTSHORNE	22:51:05	00:09:30	TRACK	1:18:24.414	2:54:54.973	2:56:13.834
	00:09:30	00:12:00	PIT	2:30.051		9:33.055
12 C. MIES	00:12:00	00:54:47	TRACK	42:47.047	3:27:11.141	3:31:12.428
C. MIES	00:54:47	00:56:18	PIT	1:30.697	3:27:11.141	3:32:43.125
13 C. MIES	00:56:18	01:43:42	TRACK	47:24.802	4:14:35.943	4:20:07.927
C. MIES	01:43:42	01:45:01	PIT	1:18.576	4:14:35.943	4:21:26.503
14 C. MIES	01:45:01	02:26:30	TRACK	41:28.642	4:56:04.585	5:02:55.145
	02:26:30	02:27:47	PIT	1:17.494		10:50.549
15 B. TUCK	02:27:47	03:09:07	TRACK	41:20.353	2:54:30.684	2:58:41.802
B. TUCK	03:09:07	03:10:25	PIT	1:17.334	2:54:30.684	2:59:59.136
16 B. TUCK	03:10:25	03:21:55	TRACK	11:30.182	3:06:00.866	3:11:29.318
B. TUCK	03:21:55	03:23:45	PIT	1:50.538	3:06:00.866	3:13:19.856
17 B. TUCK	03:23:45	04:27:50	TRACK	1:04:04.380	4:10:05.246	4:17:24.236
	04:27:50	04:33:38	PIT	5:47.949		16:38.498
18 J. HARTSHORNE	04:33:38	07:48:38	TRACK	3:15:00.001	6:09:54.974	6:11:13.835
	07:48:38	07:52:20	PIT	3:42.530		20:21.028
19 C. MIES	07:52:20	08:52:18	TRACK	59:57.756	5:56:02.341	6:02:52.901
C. MIES	08:52:18	08:53:36	PIT	1:18.055	5:56:02.341	6:04:10.956
20 C. MIES	08:53:36	09:06:42	TRACK	13:05.564	6:09:07.905	6:17:16.520
C. MIES	09:06:42	09:07:53	PIT	1:11.083	6:09:07.905	6:18:27.603
21 C. MIES	09:07:53	10:33:29	TRACK	1:25:36.268	7:34:44.173	7:44:03.871
	10:33:29	10:34:38	PIT	1:09.412		21:30.440

45 CrowdStrike Racing by APR Oreca 07 - Gibson Retired LMP2 - P/A

1 C. BRAUN	16:00:26	16:33:51	TRACK	33:25.219	33:25.219	33:25.219
	16:33:51	16:35:18	PIT	1:26.843		1:26.843
2 G. KURTZ	16:35:18	17:18:20	TRACK	43:01.812	43:01.812	43:01.812
G. KURTZ	17:18:20	17:19:44	PIT	1:24.078	43:01.812	44:25.890
3 G. KURTZ	17:19:44	17:39:03	TRACK	19:18.791	1:02:20.603	1:03:44.681
	17:39:03	17:40:26	PIT	1:23.556		2:50.399
4 C. BRAUN	17:40:26	17:56:35	TRACK	16:08.391	49:33.610	49:33.610
C. BRAUN	17:56:35	17:57:46	PIT	1:10.945	49:33.610	50:44.555
5 C. BRAUN	17:57:46	18:41:43	TRACK	43:57.661	1:33:31.271	1:34:42.216
	18:41:43	18:43:09	PIT	1:26.076		4:16.475
6 G. KURTZ	18:43:09	19:35:46	TRACK	52:36.988	1:54:57.591	1:56:21.669
G. KURTZ	19:35:46	19:36:40	PIT	53.834	1:54:57.591	1:57:15.503
7 G. KURTZ	19:36:40	19:40:37	TRACK	3:56.309	1:58:53.900	2:01:11.812
	19:40:37	19:42:14	PIT	1:37.575		5:54.050
8 N. CATSBURG	19:42:14	20:22:53	TRACK	40:38.420	40:38.420	40:38.420
	20:22:53	20:24:17	PIT	1:24.447		7:18.497
9 G. KURTZ	20:24:17	21:07:24	TRACK	43:07.281	2:42:01.181	2:44:19.093
G. KURTZ	21:07:24	21:08:48	PIT	1:23.858	2:42:01.181	2:45:42.951
10 G. KURTZ	21:08:48	21:51:44	TRACK	42:55.346	3:24:56.527	3:28:38.297
	21:51:44	21:53:24	PIT	1:40.000		8:58.497
11 N. CATSBURG	21:53:24	22:34:39	TRACK	41:15.876	1:21:54.296	1:21:54.296
N. CATSBURG	22:34:39	22:36:14	PIT	1:34.298	1:21:54.296	1:23:28.594
12 N. CATSBURG	22:36:14	00:10:01	TRACK	1:33:47.341	2:55:41.637	2:57:15.935
N. CATSBURG	00:10:01	00:12:19	PIT	2:17.948	2:55:41.637	2:59:33.883
13 N. CATSBURG	00:12:19	00:49:04	TRACK	36:44.947	3:32:26.584	3:36:18.830
N. CATSBURG	00:49:04	00:50:34	PIT	1:30.114	3:32:26.584	3:37:48.944
14 N. CATSBURG	00:50:34	01:36:55	TRACK	46:21.260	4:18:47.844	4:24:10.204
	01:36:55	01:38:20	PIT	1:24.719		10:23.216
15 C. BRAUN	01:38:20	02:20:43	TRACK	42:23.160	2:15:54.431	2:17:05.376
C. BRAUN	02:20:43	02:22:25	PIT	1:41.820	2:15:54.431	2:18:47.196
16 C. BRAUN	02:22:25	03:04:16	TRACK	41:51.220	2:57:45.651	3:00:38.416
C. BRAUN	03:04:16	03:05:59	PIT	1:42.271	2:57:45.651	3:02:20.687
17 C. BRAUN	03:05:59	03:06:37	TRACK	38.521	2:58:24.172	3:02:59.208

	T. Track	T. Pits	T. Time
G. KURTZ	3:24:56.527	3:41.770	3:28:38.297
Min:06:00:00-Max:14:00:00		02:35:03.473 below Min	
C. BRAUN	2:58:24.172	4:35.036	3:02:59.208
Min:01:00:00-Max:None			
N. CATSBURG	4:18:47.844	5:22.360	4:24:10.204
Min:01:00:00-Max:None			





FIA WEC 92^o Edition des 24 Heures du Mans Race

Stints Analysis



Nr. Driver	Start	End	Type	Time	T.Track	T.Driver	Nr. Driver	Start	End	Track	Pit	Stint	T.Driver
M. MOLINA	03:09:15	03:10:27	PIT	1:12.187	2:32:19.918	2:36:11.745	16 A. PIER GUIDI	03:11:24	04:00:25	TRACK	49:00.742	2:15:59.924	2:17:14.910
15 M. MOLINA	03:10:27	03:50:33	TRACK	40:05.514	3:12:25.432	3:16:17.259	A. PIER GUIDI	04:00:25	04:03:02	PIT	2:36.718	2:15:59.924	2:19:51.628
M. MOLINA	03:50:33	03:53:55	PIT	3:22.509	3:12:25.432	3:19:39.768	17 A. PIER GUIDI	04:03:02	06:47:46	TRACK	2:44:44.129	5:00:44.053	5:04:35.757
16 M. MOLINA	03:53:55	06:16:23	TRACK	2:22:27.498	5:34:52.930	5:42:07.266		06:47:46	06:52:50	PIT	5:03.804		12:19.278
	06:16:23	06:19:43	PIT	3:20.032		11:05.649	18 A. GIOVINAZZI	06:52:50	08:23:57	TRACK	1:31:07.064	6:36:00.894	6:41:14.025
17 N. NIELSEN	06:19:43	08:47:31	TRACK	2:27:47.723	6:46:52.064	6:52:30.482	A. GIOVINAZZI	08:23:57	08:24:29	PIT	32.244	6:36:00.894	6:41:46.269
N. NIELSEN	08:47:31	08:48:45	PIT	1:14.840	6:46:52.064	6:53:45.322	19 A. GIOVINAZZI	08:24:29	08:48:14	TRACK	23:45.500	6:59:46.394	7:05:31.769
18 N. NIELSEN	08:48:45	09:15:58	TRACK	27:12.391	7:14:04.455	7:20:57.713	A. GIOVINAZZI	08:48:14	08:49:32	PIT	1:17.385	6:59:46.394	7:06:49.154
	09:15:58	09:17:11	PIT	1:13.165		12:18.814	20 A. GIOVINAZZI	08:49:32	09:16:43	TRACK	27:10.915	7:26:57.309	7:34:00.069
19 A. FUOCO	09:17:11	09:40:58	TRACK	23:47.130	4:21:03.936	4:25:08.224		09:16:43	09:17:54	PIT	1:11.704		13:30.982
A. FUOCO	09:40:58	09:44:10	PIT	3:12.020	4:21:03.936	4:28:20.244	21 J. CALADO	09:17:54	09:43:32	TRACK	25:37.399	4:44:38.255	4:50:58.820
20 A. FUOCO	09:44:10	11:13:42	TRACK	1:29:31.418	5:50:35.354	5:57:51.662	J. CALADO	09:43:32	09:46:22	PIT	2:50.651	4:44:38.255	4:53:49.471
A. FUOCO	11:13:42	11:14:58	PIT	1:16.245	5:50:35.354	5:59:07.907	22 J. CALADO	09:46:22	11:10:24	TRACK	1:24:01.696	6:08:39.951	6:17:51.167
21 A. FUOCO	11:14:58	11:59:21	TRACK	44:23.257	6:34:58.611	6:43:31.164	J. CALADO	11:10:24	11:11:50	PIT	1:25.735	6:08:39.951	6:19:16.902
	11:59:21	12:00:49	PIT	1:28.079		13:46.893	23 J. CALADO	11:11:50	11:56:02	TRACK	44:11.856	6:52:51.807	7:03:28.758
22 M. MOLINA	12:00:49	12:43:00	TRACK	42:11.130	6:17:04.060	6:24:18.396	J. CALADO	11:56:02	11:57:18	PIT	1:16.132	6:52:51.807	7:04:44.890
M. MOLINA	12:43:00	12:44:16	PIT	1:15.610	6:17:04.060	6:25:34.006	24 J. CALADO	11:57:18	12:36:03	TRACK	38:45.346	7:31:37.153	7:43:30.236
23 M. MOLINA	12:44:16	13:26:29	TRACK	42:13.179	6:59:17.239	7:07:47.185		12:36:03	12:37:32	PIT	1:29.230		15:00.212
M. MOLINA	13:26:29	13:27:45	PIT	1:15.794	6:59:17.239	7:09:02.979	25 A. PIER GUIDI	12:37:32	13:19:47	TRACK	42:14.821	5:42:58.874	5:46:50.578
24 M. MOLINA	13:27:45	13:52:50	TRACK	25:05.382	7:24:22.621	7:34:08.361	A. PIER GUIDI	13:19:47	13:21:05	PIT	1:18.277	5:42:58.874	5:48:08.855
	13:52:50	13:54:17	PIT	1:27.128		15:14.021	26 A. PIER GUIDI	13:21:05	13:53:08	TRACK	32:02.539	6:15:01.413	6:20:11.394
25 N. NIELSEN	13:54:17	14:17:34	TRACK	23:16.850	7:37:21.305	7:44:14.563	A. PIER GUIDI	13:53:08	13:54:32	PIT	1:24.243	6:15:01.413	6:21:35.637
N. NIELSEN	14:17:34	14:18:30	PIT	55.976	7:37:21.305	7:45:10.539	27 A. PIER GUIDI	13:54:32	14:41:31	TRACK	46:59.044	7:02:00.457	7:08:34.681
26 N. NIELSEN	14:18:30	15:09:17	TRACK	50:46.903	8:28:08.208	8:35:57.442	A. PIER GUIDI	14:41:31	14:42:54	PIT	1:22.344	7:02:00.457	7:09:57.025
N. NIELSEN	15:09:17	15:10:33	PIT	1:16.314	8:28:08.208	8:37:13.756	28 A. PIER GUIDI	14:42:54	15:18:17	TRACK	35:23.289	7:37:23.746	7:45:20.314
27 N. NIELSEN	15:10:33	16:02:22	TRACK	51:48.554	9:19:56.762	9:29:02.310	A. PIER GUIDI	15:18:17	15:19:29	PIT	1:12.301	7:37:23.746	7:46:32.615
							29 A. PIER GUIDI	15:19:29	16:02:59	TRACK	43:29.454	8:20:53.200	8:30:02.069

	T. Track	T. Pits	T. Time
A. FUOCO	6:34:58.611	8:32.553	6:43:31.164
Min:01:00:00-Max:None			
M. MOLINA	7:24:22.621	9:45.740	7:34:08.361
Min:01:00:00-Max:None			
N. NIELSEN	9:19:56.762	9:05.548	9:29:02.310
Min:01:00:00-Max:None			

	T. Track	T. Pits	T. Time
A. PIER GUIDI	8:20:53.200	9:08.869	8:30:02.069
Min:01:00:00-Max:None			
J. CALADO	7:31:37.153	11:53.083	7:43:30.236
Min:01:00:00-Max:None			
A. GIOVINAZZI	7:26:57.309	7:02.760	7:34:00.069
Min:01:00:00-Max:None			

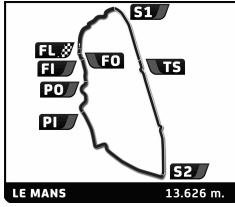
51	Ferrari AF Corse	Ferrari 499P	HYPERCAR - H
1 A. GIOVINAZZI	16:00:26	16:42:42	TRACK 42:16.361 42:16.361 42:16.361
A. GIOVINAZZI	16:42:42	16:44:09	PIT 1:26.503 42:16.361 43:42.864
2 A. GIOVINAZZI	16:44:09	17:26:54	TRACK 42:45.066 1:25:01.427 1:26:27.930
A. GIOVINAZZI	17:26:54	17:28:09	PIT 1:14.655 1:25:01.427 1:27:42.585
3 A. GIOVINAZZI	17:28:09	17:42:32	TRACK 14:23.122 1:39:24.549 1:42:05.707
	17:42:32	17:43:42	PIT 1:09.755 1:39:24.549 1:42:05.707
4 J. CALADO	17:43:42	17:55:13	TRACK 11:31.621 11:31.621 11:31.621
J. CALADO	17:55:13	17:56:16	PIT 1:02.592 11:31.621 12:34.213
5 J. CALADO	17:56:16	18:27:06	TRACK 30:50.096 42:21.717 43:24.309
J. CALADO	18:27:06	18:28:08	PIT 1:02.053 42:21.717 44:26.362
6 J. CALADO	18:28:08	19:10:39	TRACK 42:30.649 1:24:52.366 1:26:57.011
	19:10:39	19:12:12	PIT 1:32.948 1:24:52.366 1:26:57.011
7 A. PIER GUIDI	19:12:12	19:56:49	TRACK 44:37.418 44:37.418 44:37.418
A. PIER GUIDI	19:56:49	19:58:04	PIT 1:14.986 44:37.418 45:52.404
8 A. PIER GUIDI	19:58:04	20:40:26	TRACK 42:21.764 1:26:59.182 1:28:14.168
	20:40:26	20:41:55	PIT 1:28.982 1:26:59.182 1:28:14.168
9 A. GIOVINAZZI	20:41:55	21:26:05	TRACK 44:10.619 2:23:35.168 2:26:16.326
A. GIOVINAZZI	21:26:05	21:27:20	PIT 1:15.042 2:23:35.168 2:27:31.368
10 A. GIOVINAZZI	21:27:20	22:04:04	TRACK 36:43.291 3:00:18.459 3:04:14.659
A. GIOVINAZZI	22:04:04	22:05:21	PIT 1:16.931 3:00:18.459 3:05:31.590
11 A. GIOVINAZZI	22:05:21	00:09:56	TRACK 2:04:35.371 5:04:53.830 5:10:06.961
	00:09:56	00:11:44	PIT 1:48.199 5:04:53.830 5:10:06.961
12 J. CALADO	00:11:44	01:01:45	TRACK 50:00.885 2:14:53.251 2:16:57.896
J. CALADO	01:01:45	01:03:25	PIT 1:39.614 2:14:53.251 2:18:37.510
13 J. CALADO	01:03:25	01:55:07	TRACK 51:42.834 3:06:36.085 3:10:20.344
J. CALADO	01:55:07	01:56:27	PIT 1:20.007 3:06:36.085 3:11:40.351
14 J. CALADO	01:56:27	02:38:46	TRACK 42:18.536 3:48:54.621 3:53:58.887
J. CALADO	02:38:46	02:40:02	PIT 1:16.299 3:48:54.621 3:55:15.186
15 J. CALADO	02:40:02	03:10:09	TRACK 30:06.235 4:19:00.856 4:25:21.421
	03:10:09	03:11:24	PIT 1:15.590 4:19:00.856 4:25:21.421

54	Vista AF Corse	Ferrari 296 LMGT3	Retired
1 F. CASTELLACCI	16:00:26	16:41:02	TRACK 40:35.955 40:35.955 40:35.955
	16:41:02	16:42:32	PIT 1:30.044 40:35.955 40:35.955
2 T. FLOHR	16:42:32	17:23:44	TRACK 41:11.656 41:11.656 41:11.656
T. FLOHR	17:23:44	17:25:10	PIT 1:25.746 41:11.656 42:37.402
3 T. FLOHR	17:25:10	18:00:13	TRACK 35:03.785 1:16:15.441 1:17:41.187
T. FLOHR	18:00:13	18:00:46	PIT 32.372 1:16:15.441 1:18:13.559
4 T. FLOHR	18:00:46	18:08:53	TRACK 8:07.211 1:24:22.652 1:26:20.770

	T. Track	T. Pits	T. Time
T. FLOHR	1:24:22.652	1:58.118	1:26:20.770
Min:06:00:00-Max:14:00:00		04:35:37.348 below Min	
F. CASTELLACCI	40:35.955		40:35.955
Min:06:00:00-Max:14:00:00		05:19:24.045 below Min	
D. RIGON			
Min:01:00:00-Max:None		01:00:00.000 below Min	

55	Vista AF Corse	Ferrari 296 LMGT3	LMGT3
1 S. MANN	16:00:26	16:41:00	TRACK 40:33.463 40:33.463 40:33.463
S. MANN	16:41:00	16:42:15	PIT 1:15.433 40:33.463 41:48.896
2 S. MANN	16:42:15	17:23:03	TRACK 40:47.967 1:21:21.430 1:22:36.863
	17:23:03	17:24:37	PIT 1:34.471 1:21:21.430 1:22:36.863
3 F. HERIAU	17:24:37	18:06:05	TRACK 41:27.744 41:27.744 41:27.744
F. HERIAU	18:06:05	18:07:22	PIT 1:16.389 41:27.744 42:44.133
4 F. HERIAU	18:07:22	18:50:33	TRACK 43:11.239 1:24:38.983 1:25:55.372
F. HERIAU	18:50:33	18:51:48	PIT 1:14.809 1:24:38.983 1:27:10.181
5 F. HERIAU	18:51:48	19:33:36	TRACK 41:48.240 2:06:27.223 2:08:58.421
	19:33:36	19:35:07	PIT 1:31.385 2:06:27.223 2:08:58.421
6 A. ROVERA	19:35:07	20:15:59	TRACK 40:51.975 40:51.975 40:51.975





FIA WEC 92^o Edition des 24 Heures du Mans Race

Stints Analysis



Nr. Driver	Start	End	Type	Time	T.Track	T.Driver	Nr. Driver	Start	End	Track	Pit	Stint	T.Driver
A. ROVERA	20:15:59	20:17:15	PIT	1:15.565	40:51.975	42:07.540	4 J. COTTINGHAM	18:02:33	18:45:21	TRACK	42:48.095	1:23:53.167	1:25:09.183
7 A. ROVERA	20:17:15	20:58:37	TRACK	41:21.951	1:22:13.926	1:23:29.491	J. COTTINGHAM	18:45:21	18:46:39	PIT	1:18.193	1:23:53.167	1:26:27.376
A. ROVERA	20:58:37	20:59:52	PIT	1:15.031	1:22:13.926	1:24:44.522	5 J. COTTINGHAM	18:46:39	19:28:31	TRACK	41:52.335	2:05:45.502	2:08:19.711
8 A. ROVERA	20:59:52	21:39:49	TRACK	39:57.291	2:02:11.217	2:04:41.813		19:28:31	19:30:14	PIT	1:42.619		3:14.534
	21:39:49	21:41:19	PIT	1:29.579		4:35.435	6 N. COSTA	19:30:14	20:11:57	TRACK	41:42.804	41:42.804	41:42.804
9 F. HERIAU	21:41:19	22:02:50	TRACK	21:31.720	2:27:58.943	2:30:30.141	N. COSTA	20:11:57	20:13:14	PIT	1:16.760	41:42.804	42:59.564
F. HERIAU	22:02:50	22:03:59	PIT	1:08.602	2:27:58.943	2:31:38.743	7 N. COSTA	20:13:14	20:54:44	TRACK	41:30.810	1:23:13.614	1:24:30.374
10 F. HERIAU	22:03:59	22:29:27	TRACK	25:28.272	2:53:27.215	2:57:07.015	N. COSTA	20:54:44	20:56:01	PIT	1:16.076	1:23:13.614	1:25:46.450
F. HERIAU	22:29:27	22:30:38	PIT	1:10.423	2:53:27.215	2:58:17.438	8 N. COSTA	20:56:01	21:36:16	TRACK	40:15.136	2:03:28.750	2:06:01.586
11 F. HERIAU	22:30:38	23:09:47	TRACK	39:09.567	3:32:36.782	3:37:27.005		21:36:16	21:37:47	PIT	1:31.113		4:45.647
F. HERIAU	23:09:47	23:13:56	PIT	4:08.485	3:32:36.782	3:41:35.490	9 J. COTTINGHAM	21:37:47	22:31:30	TRACK	53:42.999	2:59:28.501	3:02:02.710
12 F. HERIAU	23:13:56	00:15:02	TRACK	1:01:06.661	4:33:43.443	4:42:42.151	J. COTTINGHAM	22:31:30	22:32:45	PIT	1:15.283	2:59:28.501	3:03:17.993
	00:15:02	00:16:15	PIT	1:12.528		5:47.963	10 J. COTTINGHAM	22:32:45	22:36:55	TRACK	4:09.971	3:03:38.472	3:07:27.964
13 S. MANN	00:16:15	01:07:40	TRACK	51:25.237	2:12:46.667	2:14:02.100	J. COTTINGHAM	22:36:55	22:37:27	PIT	32.256	3:03:38.472	3:08:00.220
S. MANN	01:07:40	01:09:13	PIT	1:32.878	2:12:46.667	2:15:34.978	11 J. COTTINGHAM	22:37:27	00:24:32	TRACK	1:47:04.642	4:50:43.114	4:55:04.862
14 S. MANN	01:09:13	01:52:03	TRACK	42:50.362	2:55:37.029	2:58:25.340		00:24:32	00:25:59	PIT	1:27.016		6:12.663
S. MANN	01:52:03	01:53:25	PIT	1:21.470	2:55:37.029	2:59:46.810	12 G. SAUCY	00:25:59	01:18:40	TRACK	52:41.192	2:09:42.990	2:10:54.917
15 S. MANN	01:53:25	02:33:35	TRACK	40:09.760	3:35:46.789	3:39:56.570	G. SAUCY	01:18:40	01:19:57	PIT	1:17.072	2:09:42.990	2:12:11.989
	02:33:35	02:35:07	PIT	1:32.170		7:20.133	13 G. SAUCY	01:19:57	02:00:53	TRACK	40:56.064	2:50:39.054	2:53:08.053
16 A. ROVERA	02:35:07	03:20:13	TRACK	45:06.329	2:47:17.546	2:49:48.142	G. SAUCY	02:00:53	02:02:10	PIT	1:17.212	2:50:39.054	2:54:25.265
A. ROVERA	03:20:13	03:21:41	PIT	1:27.858	2:47:17.546	2:51:16.000	14 G. SAUCY	02:02:10	02:42:22	TRACK	40:11.869	3:30:50.923	3:34:37.134
17 A. ROVERA	03:21:41	03:50:16	TRACK	28:35.063	3:15:52.609	3:19:51.063	G. SAUCY	02:42:22	02:43:41	PIT	1:18.578	3:30:50.923	3:35:55.712
A. ROVERA	03:50:16	03:53:34	PIT	3:17.726	3:15:52.609	3:23:08.789	15 G. SAUCY	02:43:41	03:25:51	TRACK	42:09.795	4:13:00.718	4:18:05.507
18 A. ROVERA	03:53:34	06:06:36	TRACK	2:13:01.756	5:28:54.365	5:36:10.545		03:25:51	03:27:21	PIT	1:30.020		7:42.683
	06:06:36	06:07:57	PIT	1:21.386		8:41.519	16 N. COSTA	03:27:21	04:00:27	TRACK	33:06.415	2:36:35.165	2:39:08.001
19 S. MANN	06:07:57	06:16:48	TRACK	8:51.362	3:44:38.151	3:48:47.932	N. COSTA	04:00:27	04:03:04	PIT	2:36.633	2:36:35.165	2:41:44.634
S. MANN	06:16:48	06:19:45	PIT	2:56.931	3:44:38.151	3:51:44.863	17 N. COSTA	04:03:04	05:00:40	TRACK	57:35.915	3:34:11.080	3:39:20.549
20 S. MANN	06:19:45	08:12:02	TRACK	1:52:16.793	5:36:54.944	5:44:01.656		05:00:40	05:06:10	PIT	5:30.695		13:13.378
	08:12:02	08:13:21	PIT	1:19.254		10:00.773	18 J. COTTINGHAM	05:06:10	07:26:05	TRACK	2:19:55.037	7:10:38.151	7:14:59.899
21 F. HERIAU	08:13:21	08:59:24	TRACK	46:02.944	5:19:46.387	5:28:45.095		07:26:05	07:29:50	PIT	3:44.305		16:57.683
F. HERIAU	08:59:24	09:00:57	PIT	1:32.765	5:19:46.387	5:30:17.860	19 N. COSTA	07:29:50	08:21:03	TRACK	51:13.534	4:25:24.614	4:30:34.083
22 F. HERIAU	09:00:57	09:43:30	TRACK	42:32.609	6:02:18.996	6:12:50.469	N. COSTA	08:21:03	08:22:10	PIT	1:06.504	4:25:24.614	4:31:40.587
	09:43:30	09:46:27	PIT	2:56.984		12:57.757	20 N. COSTA	08:22:10	08:44:34	TRACK	22:23.972	4:47:48.586	4:54:04.559
23 S. MANN	09:46:27	11:03:09	TRACK	1:16:42.460	6:53:37.404	7:00:44.116	N. COSTA	08:44:34	08:45:50	PIT	1:16.654	4:47:48.586	4:55:21.213
	11:03:09	11:04:26	PIT	1:16.715		14:14.472	21 N. COSTA	08:45:50	09:16:38	TRACK	30:47.700	5:18:36.286	5:26:08.913
24 A. ROVERA	11:04:26	11:44:25	TRACK	39:59.685	6:08:54.050	6:16:10.230		09:16:38	09:18:00	PIT	1:21.450		18:19.133
A. ROVERA	11:44:25	11:45:55	PIT	1:29.793	6:08:54.050	6:17:40.023	22 G. SAUCY	09:18:00	10:08:03	TRACK	50:03.287	5:03:04.005	5:08:08.794
25 A. ROVERA	11:45:55	12:27:45	TRACK	41:50.092	6:50:44.142	6:59:30.115	G. SAUCY	10:08:03	10:11:39	PIT	3:36.130	5:03:04.005	5:11:44.924
A. ROVERA	12:27:45	12:29:07	PIT	1:21.900	6:50:44.142	7:00:52.015	23 G. SAUCY	10:11:39	11:07:24	TRACK	55:45.016	5:58:49.021	6:07:29.940
26 A. ROVERA	12:29:07	13:09:00	TRACK	39:53.234	7:30:37.376	7:40:45.249	G. SAUCY	11:07:24	11:08:47	PIT	1:23.419	5:58:49.021	6:08:53.359
	13:09:00	13:10:31	PIT	1:30.232		15:44.704	24 G. SAUCY	11:08:47	11:43:15	TRACK	34:27.657	6:33:16.678	6:43:21.016
27 S. MANN	13:10:31	13:50:52	TRACK	40:21.269	7:33:58.673	7:41:05.385							
S. MANN	13:50:52	13:52:08	PIT	1:15.736	7:33:58.673	7:42:21.121							
28 S. MANN	13:52:08	14:01:20	TRACK	9:12.389	7:43:11.062	7:51:33.510							
S. MANN	14:01:20	14:02:19	PIT	59.207	7:43:11.062	7:52:32.717							
29 S. MANN	14:02:19	14:46:26	TRACK	44:06.873	8:27:17.935	8:36:39.590							
	14:46:26	14:47:41	PIT	1:15.354		17:00.058							
30 A. ROVERA	14:47:41	15:31:37	TRACK	43:55.545	8:14:32.921	8:24:40.794							
A. ROVERA	15:31:37	15:32:51	PIT	1:13.616	8:14:32.921	8:25:54.410							
31 A. ROVERA	15:32:51	16:04:08	TRACK	31:17.270	8:45:50.191	8:57:11.680							

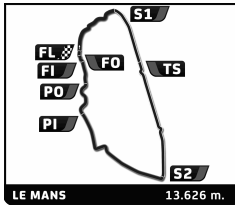
	T. Track	T. Pits	T. Time
J. COTTINGHAM	7:10:38.151	4:21.748	7:14:59.899
Min:06:00:00-Max:14:00:00			
N. COSTA	5:18:36.286	7:32.627	5:26:08.913
Min:06:00:00-Max:14:00:00		00:41:23.714 below Min	
G. SAUCY	6:33:16.678	10:04.338	6:43:21.016
Min:01:00:00-Max:None			

	T. Track	T. Pits	T. Time
F. HERIAU	6:02:18.996	10:31.473	6:12:50.469
Min:06:00:00-Max:14:00:00			
S. MANN	8:27:17.935	9:21.655	8:36:39.590
Min:06:00:00-Max:14:00:00			
A. ROVERA	8:45:50.191	11:21.489	8:57:11.680
Min:01:00:00-Max:None			

59	United Autosports	Retired	
	McLaren 720S LMGT3 Evo		LMGT3
1 G. SAUCY	16:00:26	16:36:51	TRACK 36:24.923 36:24.923 36:24.923
G. SAUCY	16:36:51	16:38:03	PIT 1:11.927 36:24.923 37:36.850
2 G. SAUCY	16:38:03	17:18:40	TRACK 40:36.875 1:17:01.798 1:18:13.725
	17:18:40	17:20:12	PIT 1:31.915 1:31.915
3 J. COTTINGHAM	17:20:12	18:01:17	TRACK 41:05.072 41:05.072 41:05.072
J. COTTINGHAM	18:01:17	18:02:33	PIT 1:16.016 41:05.072 42:21.088

60	Iron Lynx		
	Lamborghini Huracan LMGT3 Evo2		LMGT3
1 M. CRESSONI	16:00:26	16:40:49	TRACK 40:22.955 40:22.955 40:22.955
M. CRESSONI	16:40:49	16:42:06	PIT 1:17.092 40:22.955 41:40.047
2 M. CRESSONI	16:42:06	17:22:53	TRACK 40:46.375 1:21:09.330 1:22:26.422
	17:22:53	17:24:25	PIT 1:32.272 1:32.272
3 C. SCHIAVONI	17:24:25	18:11:54	TRACK 47:29.702 47:29.702 47:29.702
C. SCHIAVONI	18:11:54	18:13:20	PIT 1:25.785 47:29.702 48:55.487
4 C. SCHIAVONI	18:13:20	18:56:59	TRACK 43:38.490 1:31:08.192 1:32:33.977
	18:56:59	18:58:30	PIT 1:31.458 3:03.730
5 F. PERERA	18:58:30	19:40:58	TRACK 42:27.491 42:27.491 42:27.491
F. PERERA	19:40:58	19:42:13	PIT 1:15.600 42:27.491 43:43.091
6 F. PERERA	19:42:13	20:22:15	TRACK 40:01.727 1:22:29.218 1:23:44.818
F. PERERA	20:22:15	20:23:33	PIT 1:17.631 1:22:29.218 1:25:02.449
7 F. PERERA	20:23:33	21:04:43	TRACK 41:10.398 2:03:39.616 2:06:12.847
	21:04:43	21:06:16	PIT 1:32.647 4:36.377
8 C. SCHIAVONI	21:06:16	21:48:54	TRACK 42:37.964 2:13:46.156 2:15:11.941





FIA WEC 92^o Edition des 24 Heures du Mans Race

Stints Analysis



Nr. Driver	Start	End	Type	Time	T.Track	T.Driver	Nr. Driver	Start	End	Track	Pit	Stint	T.Driver
C. SCHIAVONI	21:48:54	21:50:13	PIT	1:19.050	2:13:46.156	2:16:30.991	9 D. KVIYAT	21:58:46	22:33:24	TRACK	34:38.313	2:00:49.515	2:04:46.174
9 C. SCHIAVONI	21:50:13	22:17:46	TRACK	27:33.610	2:41:19.766	2:44:04.601		22:33:24	22:34:42	PIT	1:17.977		4:21.992
	22:17:46	23:08:46	PIT	50:59.212		55:35.589	10 E. MORTARA	22:34:42	00:09:34	TRACK	1:34:51.776	3:41:35.471	3:44:02.499
10 M. CRESSONI	23:08:46	00:49:51	TRACK	1:41:05.192	3:02:14.522	3:03:31.614	E. MORTARA	00:09:34	00:11:11	PIT	1:37.187	3:41:35.471	3:45:39.686
M. CRESSONI	00:49:51	00:51:09	PIT	1:17.837	3:02:14.522	3:04:49.451	11 E. MORTARA	00:11:11	01:05:51	TRACK	54:40.016	4:36:15.487	4:40:19.702
11 M. CRESSONI	00:51:09	01:35:35	TRACK	44:26.848	3:46:41.370	3:49:16.299	E. MORTARA	01:05:51	01:07:22	PIT	1:30.829	4:36:15.487	4:41:50.531
	01:35:35	01:37:41	PIT	2:05.572		57:41.161	12 E. MORTARA	01:07:22	01:55:54	TRACK	48:31.792	5:24:47.279	5:30:22.323
12 C. SCHIAVONI	01:37:41	02:26:17	TRACK	48:35.865	3:29:55.631	3:32:40.466		01:55:54	01:57:26	PIT	1:31.676		5:53.668
C. SCHIAVONI	02:26:17	02:27:44	PIT	1:27.489	3:29:55.631	3:34:07.955	13 M. BORTOLOTTI	01:57:26	02:40:14	TRACK	42:48.439	2:56:17.201	2:58:45.822
13 C. SCHIAVONI	02:27:44	03:02:07	TRACK	34:23.000	4:04:18.631	4:08:30.955	M. BORTOLOTTI	02:40:14	02:41:29	PIT	1:15.235	2:56:17.201	3:00:01.057
	03:02:07	03:03:50	PIT	1:43.075		59:24.236	14 M. BORTOLOTTI	02:41:29	03:12:02	TRACK	30:32.962	3:26:50.163	3:30:34.019
14 F. PERERA	03:03:50	03:08:23	TRACK	4:32.573	2:08:12.189	2:10:45.420	M. BORTOLOTTI	03:12:02	03:13:20	PIT	1:17.292	3:26:50.163	3:31:51.311
F. PERERA	03:08:23	03:09:37	PIT	1:14.239	2:08:12.189	2:11:59.659	15 M. BORTOLOTTI	03:13:20	04:54:14	TRACK	1:40:54.185	5:07:44.348	5:12:45.496
15 F. PERERA	03:09:37	05:10:58	TRACK	2:01:21.051	4:09:33.240	4:13:20.710		04:54:14	04:58:59	PIT	4:45.006		10:38.674
F. PERERA	05:10:58	05:16:18	PIT	5:19.212	4:09:33.240	4:18:39.922	16 D. KVIYAT	04:58:59	08:15:59	TRACK	3:16:59.989	5:17:49.504	5:21:46.163
16 F. PERERA	05:16:18	06:22:57	TRACK	1:06:39.433	5:16:12.673	5:25:19.355	D. KVIYAT	08:15:59	08:16:31	PIT	32.294	5:17:49.504	5:22:18.457
	06:22:57	06:27:13	PIT	4:16.466		1:03:40.702	17 D. KVIYAT	08:16:31	08:20:44	TRACK	4:12.929	5:22:02.433	5:26:31.386
17 M. CRESSONI	06:27:13	08:38:51	TRACK	2:11:38.001	5:58:19.371	6:00:54.300		08:20:44	08:22:03	PIT	1:19.423		11:58.097
	08:38:51	08:40:42	PIT	1:51.074		1:05:31.776	18 E. MORTARA	08:22:03	09:10:18	TRACK	48:14.762	6:13:02.041	6:18:37.085
18 C. SCHIAVONI	08:40:42	09:51:05	TRACK	1:10:22.044	5:14:40.675	5:18:52.999	E. MORTARA	09:10:18	09:11:47	PIT	1:28.381	6:13:02.041	6:20:05.466
C. SCHIAVONI	09:51:05	09:53:57	PIT	2:52.437	5:14:40.675	5:21:45.436	19 E. MORTARA	09:11:47	10:53:04	TRACK	1:41:17.326	7:54:19.367	8:01:22.792
19 C. SCHIAVONI	09:53:57	10:42:01	TRACK	48:03.957	6:02:44.632	6:09:49.393	E. MORTARA	10:53:04	10:54:18	PIT	1:14.374	7:54:19.367	8:02:37.166
	10:42:01	10:43:14	PIT	1:12.727		1:06:44.503	20 E. MORTARA	10:54:18	11:37:04	TRACK	42:45.384	8:37:04.751	8:45:22.550
20 F. PERERA	10:43:14	10:47:24	TRACK	4:10.495	5:20:23.168	5:29:29.850		11:37:04	11:38:37	PIT	1:32.943		13:31.040
F. PERERA	10:47:24	11:22:32	PIT	35:07.743	5:20:23.168	6:04:37.593	21 M. BORTOLOTTI	11:38:37	12:23:34	TRACK	44:57.643	5:52:41.991	5:57:43.139
21 F. PERERA	11:22:32	12:00:37	TRACK	38:05.263	5:58:28.431	6:42:42.856	M. BORTOLOTTI	12:23:34	12:24:55	PIT	1:20.482	5:52:41.991	5:59:03.621
F. PERERA	12:00:37	12:01:57	PIT	1:19.500	5:58:28.431	6:44:02.356	22 M. BORTOLOTTI	12:24:55	13:07:35	TRACK	42:40.496	6:35:22.487	6:41:44.117
22 F. PERERA	12:01:57	12:42:01	TRACK	40:03.974	6:38:32.405	7:24:06.330	M. BORTOLOTTI	13:07:35	13:08:51	PIT	1:15.306	6:35:22.487	6:42:59.423
F. PERERA	12:42:01	12:43:17	PIT	1:16.152	6:38:32.405	7:25:22.482	23 M. BORTOLOTTI	13:08:51	13:51:58	TRACK	43:07.048	7:18:29.535	7:26:06.471
23 F. PERERA	12:43:17	13:23:35	TRACK	40:18.380	7:18:50.785	8:05:40.862		13:51:58	13:53:32	PIT	1:34.864		15:05.904
	13:23:35	13:25:08	PIT	1:32.573		1:08:11.076	24 D. KVIYAT	13:53:32	14:45:54	TRACK	52:21.692	6:14:24.125	6:18:53.078
24 M. CRESSONI	13:25:08	14:07:31	TRACK	42:23.223	6:40:42.594	6:43:17.523	D. KVIYAT	14:45:54	14:47:26	PIT	1:32.201	6:14:24.125	6:20:25.279
M. CRESSONI	14:07:31	14:09:04	PIT	1:32.720	6:40:42.594	6:44:50.243	25 D. KVIYAT	14:47:26	15:35:01	TRACK	47:34.420	7:01:58.545	7:07:59.699
25 M. CRESSONI	14:09:04	14:53:35	TRACK	44:31.460	7:25:14.054	7:29:21.703	D. KVIYAT	15:35:01	15:36:08	PIT	1:07.021	7:01:58.545	7:09:06.720
M. CRESSONI	14:53:35	14:54:51	PIT	1:15.915	7:25:14.054	7:30:37.618	26 D. KVIYAT	15:36:08	16:04:31	TRACK	28:23.678	7:30:22.223	7:37:30.398
26 M. CRESSONI	14:54:51	15:03:38	TRACK	8:47.342	7:34:01.396	7:39:24.960							
M. CRESSONI	15:03:38	15:06:07	PIT	2:28.264	7:34:01.396	7:41:53.224							
27 M. CRESSONI	15:06:07	15:51:04	TRACK	44:57.099	8:18:58.495	8:26:50.323							
M. CRESSONI	15:51:04	15:51:55	PIT	51.294	8:18:58.495	8:27:41.617							
28 M. CRESSONI	15:51:55	16:05:37	TRACK	13:42.342	8:32:40.837	8:41:23.959							

	T. Track	T. Pits	T. Time
M. BORTOLOTTI	7:18:29.535	7:36.936	7:26:06.471
Min:01:00:00-Max:None			
D. KVIYAT	7:30:22.223	7:08.175	7:37:30.398
Min:01:00:00-Max:None			
E. MORTARA	8:37:04.751	8:17.799	8:45:22.550
Min:01:00:00-Max:None			

	T. Track	T. Pits	T. Time
C. SCHIAVONI	6:02:44.632	7:04.761	6:09:49.393
Min:06:00:00-Max:14:00:00			
M. CRESSONI	8:32:40.837	8:43.122	8:41:23.959
Min:06:00:00-Max:14:00:00			
F. PERERA	7:18:50.785	46:50.077	8:05:40.862
Min:01:00:00-Max:None			

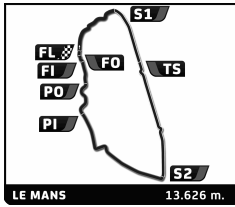
63 Lamborghini Iron Lynx Lamborghini SC63 HYPERCAR - H

1 E. MORTARA	16:00:26	16:43:15	TRACK	42:48.958	42:48.958	42:48.958
E. MORTARA	16:43:15	16:44:30	PIT	1:15.120	42:48.958	44:04.078
2 E. MORTARA	16:44:30	17:23:55	TRACK	39:25.250	1:22:14.208	1:23:29.328
E. MORTARA	17:23:55	17:25:07	PIT	1:11.908	1:22:14.208	1:24:41.236
3 E. MORTARA	17:25:07	18:09:37	TRACK	44:29.487	2:06:43.695	2:09:10.723
	18:09:37	18:11:07	PIT	1:30.478		1:30.478
4 M. BORTOLOTTI	18:11:07	18:56:48	TRACK	45:40.608	45:40.608	45:40.608
M. BORTOLOTTI	18:56:48	18:58:02	PIT	1:13.916	45:40.608	46:54.524
5 M. BORTOLOTTI	18:58:02	19:43:02	TRACK	45:00.442	1:30:41.050	1:31:54.966
M. BORTOLOTTI	19:43:02	19:44:17	PIT	1:14.705	1:30:41.050	1:33:09.671
6 M. BORTOLOTTI	19:44:17	20:27:05	TRACK	42:47.712	2:13:28.762	2:15:57.383
	20:27:05	20:28:38	PIT	1:33.537		3:04.015
7 D. KVIYAT	20:28:38	21:13:05	TRACK	44:26.433	44:26.433	44:26.433
D. KVIYAT	21:13:05	21:15:28	PIT	2:23.152	44:26.433	46:49.585
8 D. KVIYAT	21:15:28	21:57:13	TRACK	41:44.769	1:26:11.202	1:28:34.354
D. KVIYAT	21:57:13	21:58:46	PIT	1:33.507	1:26:11.202	1:30:07.861

65 Panis Racing Oreca 07 - Gibson LMP2 - P/A

1 M. BECHE	16:00:26	16:33:35	TRACK	33:08.894	33:08.894	33:08.894
M. BECHE	16:33:35	16:34:57	PIT	1:22.063	33:08.894	34:30.957
2 M. BECHE	16:34:57	17:16:05	TRACK	41:08.314	1:14:17.208	1:15:39.271
	17:16:05	17:17:41	PIT	1:35.581		1:35.581
3 R. SALES	17:17:41	17:45:41	TRACK	27:59.606	27:59.606	27:59.606
R. SALES	17:45:41	17:47:01	PIT	1:20.044	27:59.606	29:19.650
4 R. SALES	17:47:01	18:00:12	TRACK	13:11.507	41:11.113	42:31.157
R. SALES	18:00:12	18:01:17	PIT	1:04.897	41:11.113	43:36.054
5 R. SALES	18:01:17	18:26:31	TRACK	25:13.747	1:06:24.860	1:08:49.801
R. SALES	18:26:31	18:27:33	PIT	1:02.462	1:06:24.860	1:09:52.263
6 R. SALES	18:27:33	19:09:47	TRACK	42:13.394	1:48:38.254	1:52:05.657
R. SALES	19:09:47	19:11:16	PIT	1:28.896	1:48:38.254	1:53:34.553
7 R. SALES	19:11:16	19:55:32	TRACK	44:16.277	2:32:54.531	2:37:50.830
	19:55:32	19:57:08	PIT	1:35.938		3:11.519
8 S. HUFFAKER	19:57:08	20:38:05	TRACK	40:57.126	40:57.126	40:57.126
S. HUFFAKER	20:38:05	20:39:30	PIT	1:25.578	40:57.126	42:22.704
9 S. HUFFAKER	20:39:30	21:21:17	TRACK	41:46.770	1:22:43.896	1:24:09.474
S. HUFFAKER	21:21:17	21:22:40	PIT	1:22.391	1:22:43.896	1:25:31.865
10 S. HUFFAKER	21:22:40	21:37:30	TRACK	14:50.430	1:37:34.326	1:40:22.295
S. HUFFAKER	21:37:30	21:40:07	PIT	2:37.372	1:37:34.326	1:42:59.667
11 S. HUFFAKER	21:40:07	21:57:33	TRACK	17:25.183	1:54:59.509	2:00:24.850





FIA WEC 92^o Edition des 24 Heures du Mans Race



Stints Analysis

Nr. Driver	Start	End	Type	Time	T.Track	T.Driver	Nr. Driver	Start	End	Track	Pit	Stint	T.Driver
S. HUFFAKER	21:57:33	21:58:58	PIT	1:25.299	1:54:59.509	2:01:50.149	4 S. YOLUC	18:06:01	18:49:07	TRACK	43:06.121	43:06.121	43:06.121
12 S. HUFFAKER	21:58:58	22:31:20	TRACK	32:21.967	2:27:21.476	2:34:12.116	S. YOLUC	18:49:07	18:50:23	PIT	1:16.356	43:06.121	44:22.477
S. HUFFAKER	22:31:20	22:32:43	PIT	1:22.824	2:27:21.476	2:35:34.940	5 S. YOLUC	18:50:23	19:31:43	TRACK	41:20.323	1:24:26.444	1:25:42.800
13 S. HUFFAKER	22:32:43	22:50:13	TRACK	17:30.475	2:44:51.951	2:53:05.415	S. YOLUC	19:31:43	19:33:02	PIT	1:18.187	1:24:26.444	1:27:00.987
	22:50:13	22:53:30	PIT	3:16.941		6:28.460	6 S. YOLUC	19:33:02	20:14:54	TRACK	41:52.173	2:06:18.617	2:08:53.160
14 R. SALES	22:53:30	00:09:45	TRACK	1:16:14.610	3:49:09.141	3:54:05.440		20:14:54	20:16:35	PIT	1:40.953		3:15.093
	00:09:45	00:11:41	PIT	1:56.490		8:24.950	7 G. PETROBELLI	20:16:35	20:58:39	TRACK	42:03.954	42:03.954	42:03.954
15 M. BECHE	00:11:41	00:39:35	TRACK	27:53.360	1:42:10.568	1:43:32.631	G. PETROBELLI	20:58:39	20:59:56	PIT	1:16.784	42:03.954	43:20.738
M. BECHE	00:39:35	00:40:07	PIT	32.410	1:42:10.568	1:44:05.041	8 G. PETROBELLI	20:59:56	21:03:54	TRACK	3:58.946	46:02.900	47:19.684
16 M. BECHE	00:40:07	00:57:29	TRACK	17:22.022	1:59:32.590	2:01:27.063	G. PETROBELLI	21:03:54	21:04:27	PIT	32.408	46:02.900	47:52.092
M. BECHE	00:57:29	00:59:03	PIT	1:34.310	1:59:32.590	2:03:01.373	9 G. PETROBELLI	21:04:27	21:40:48	TRACK	36:21.557	1:22:24.457	1:24:13.649
17 M. BECHE	00:59:03	01:44:06	TRACK	45:02.461	2:44:35.051	2:48:03.834	G. PETROBELLI	21:40:48	21:42:05	PIT	1:16.207	1:22:24.457	1:25:29.856
M. BECHE	01:44:06	01:45:28	PIT	1:22.469	2:44:35.051	2:49:26.303	10 G. PETROBELLI	21:42:05	22:01:13	TRACK	19:08.159	1:41:32.616	1:44:38.015
18 M. BECHE	01:45:28	02:01:39	TRACK	16:10.625	3:00:45.676	3:05:36.928		22:01:13	22:02:30	PIT	1:17.016		4:32.109
M. BECHE	02:01:39	02:02:11	PIT	32.417	3:00:45.676	3:06:09.345	11 L. TEN VOORDE	22:02:30	22:27:24	TRACK	24:54.520	2:26:19.849	2:28:54.932
19 M. BECHE	02:02:11	02:27:56	TRACK	25:44.546	3:26:30.222	3:31:53.891	L. TEN VOORDE	22:27:24	22:28:42	PIT	1:18.087	2:26:19.849	2:30:13.019
	02:27:56	02:29:46	PIT	1:49.747		10:14.697	12 L. TEN VOORDE	22:28:42	23:20:34	TRACK	51:51.365	3:18:11.214	3:22:04.384
20 R. SALES	02:29:46	03:12:58	TRACK	43:12.455	4:32:21.596	4:37:17.895		23:20:34	23:24:09	PIT	3:34.979		8:07.088
	03:12:58	03:15:18	PIT	2:19.637		12:34.334	13 S. YOLUC	23:24:09	00:09:07	TRACK	44:58.556	2:51:17.173	2:53:51.716
21 S. HUFFAKER	03:15:18	03:25:25	TRACK	10:07.396	2:54:59.347	3:03:12.811	S. YOLUC	00:09:07	00:10:32	PIT	1:25.159	2:51:17.173	2:55:16.875
S. HUFFAKER	03:25:25	03:25:58	PIT	32.522	2:54:59.347	3:03:45.333	14 S. YOLUC	00:10:32	00:45:11	TRACK	34:38.592	3:25:55.765	3:29:55.467
22 S. HUFFAKER	03:25:58	03:55:04	TRACK	29:06.269	3:24:05.616	3:32:51.602	S. YOLUC	00:45:11	00:45:44	PIT	32.472	3:25:55.765	3:30:27.939
S. HUFFAKER	03:55:04	03:58:53	PIT	3:49.055	3:24:05.616	3:36:40.657	15 S. YOLUC	00:45:44	01:01:49	TRACK	16:05.476	3:42:01.241	3:46:33.415
23 S. HUFFAKER	03:58:53	04:32:47	TRACK	33:54.308	3:57:59.924	4:10:34.965							
	04:32:47	04:37:04	PIT	4:16.334		16:50.668							
24 R. SALES	04:37:04	07:20:47	TRACK	2:43:43.002	7:16:04.598	7:21:00.897							
	07:20:47	07:23:29	PIT	2:42.428		19:33.096							
25 S. HUFFAKER	07:23:29	08:37:39	TRACK	1:14:10.223	5:12:10.147	5:24:45.188							
S. HUFFAKER	08:37:39	08:39:11	PIT	1:31.798	5:12:10.147	5:26:16.986							
26 S. HUFFAKER	08:39:11	09:16:12	TRACK	37:00.664	5:49:10.811	6:03:17.650							
	09:16:12	09:17:41	PIT	1:29.245		21:02.341							
27 M. BECHE	09:17:41	10:05:59	TRACK	48:18.447	4:14:48.669	4:20:12.338							
M. BECHE	10:05:59	10:08:43	PIT	2:43.226	4:14:48.669	4:22:55.564							
28 M. BECHE	10:08:43	11:08:40	TRACK	59:57.382	5:14:46.051	5:22:52.946							
M. BECHE	11:08:40	11:10:06	PIT	1:25.983	5:14:46.051	5:24:18.929							
29 M. BECHE	11:10:06	11:32:20	TRACK	22:13.776	5:36:59.827	5:46:32.705							
M. BECHE	11:32:20	11:32:52	PIT	32.350	5:36:59.827	5:47:05.055							
30 M. BECHE	11:32:52	11:53:07	TRACK	20:15.246	5:57:15.073	6:07:20.301							
	11:53:07	11:54:42	PIT	1:34.350		22:36.691							
31 S. HUFFAKER	11:54:42	12:35:19	TRACK	40:36.902	6:29:47.713	6:43:54.552							
S. HUFFAKER	12:35:19	12:36:41	PIT	1:22.548	6:29:47.713	6:45:17.100							
32 S. HUFFAKER	12:36:41	13:17:20	TRACK	40:38.508	7:10:26.221	7:25:55.608							
S. HUFFAKER	13:17:20	13:18:43	PIT	1:23.805	7:10:26.221	7:27:19.413							
33 S. HUFFAKER	13:18:43	13:53:07	TRACK	34:23.988	7:44:50.209	8:01:43.401							
	13:53:07	13:54:49	PIT	1:41.659		24:18.350							
34 M. BECHE	13:54:49	14:40:50	TRACK	46:00.832	6:43:15.905	6:53:21.133							
M. BECHE	14:40:50	14:42:27	PIT	1:36.815	6:43:15.905	6:54:57.948							
35 M. BECHE	14:42:27	15:28:14	TRACK	45:46.970	7:29:02.875	7:40:44.918							
M. BECHE	15:28:14	15:29:44	PIT	1:30.157	7:29:02.875	7:42:15.075							
36 M. BECHE	15:29:44	16:03:38	TRACK	33:54.097	8:02:56.972	8:16:09.172							

	T. Track	T. Pits	T. Time
G. PETROBELLI	1:41:32.616	3:05.399	1:44:38.015
Min:06:00:00-Max:14:00:00		04:18:27.384 below Min	
L. TEN VOORDE	3:18:11.214	3:53.170	3:22:04.384
Min:01:00:00-Max:None			
S. YOLUC	3:42:01.241	4:32.174	3:46:33.415
Min:06:00:00-Max:14:00:00		02:17:58.759 below Min	

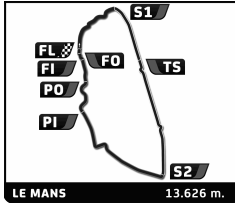
70 Inception Racing McLaren 720S LMG3 Evo LMG3

1 F. SCHANDORFF	16:00:26	16:40:28	TRACK	40:01.866	40:01.866	40:01.866
F. SCHANDORFF	16:40:28	16:41:45	PIT	1:16.864	40:01.866	41:18.730
2 F. SCHANDORFF	16:41:45	17:22:16	TRACK	40:31.650	1:20:33.516	1:21:50.380
	17:22:16	17:23:56	PIT	1:39.134		1:39.134
3 B. IRIBE	17:23:56	17:40:15	TRACK	16:19.725	16:19.725	16:19.725
	17:40:15	17:41:27	PIT	1:11.554		2:50.688
4 O. MILLROY	17:41:27	17:54:29	TRACK	13:01.710	13:01.710	13:01.710
	17:54:29	17:55:39	PIT	1:10.375		4:01.063
5 B. IRIBE	17:55:39	18:38:39	TRACK	43:00.477	59:20.202	59:20.202
B. IRIBE	18:38:39	18:39:55	PIT	1:15.893	59:20.202	1:00:36.095
6 B. IRIBE	18:39:55	19:20:31	TRACK	40:35.302	1:39:55.504	1:41:11.397
	19:20:31	19:22:03	PIT	1:32.026		5:33.089
7 O. MILLROY	19:22:03	20:04:22	TRACK	42:19.142	55:20.852	55:20.852
O. MILLROY	20:04:22	20:05:41	PIT	1:18.921	55:20.852	56:39.773
8 O. MILLROY	20:05:41	20:45:46	TRACK	40:04.763	1:35:25.615	1:36:44.536
O. MILLROY	20:45:46	20:47:04	PIT	1:18.478	1:35:25.615	1:38:03.014
9 O. MILLROY	20:47:04	21:28:18	TRACK	41:13.986	2:16:39.601	2:19:17.000
	21:28:18	21:29:52	PIT	1:34.233		7:07.322
10 B. IRIBE	21:29:52	22:27:31	TRACK	57:38.643	2:37:34.147	2:38:50.040
B. IRIBE	22:27:31	22:28:59	PIT	1:28.498	2:37:34.147	2:40:18.538
11 B. IRIBE	22:28:59	22:37:33	TRACK	8:33.441	2:46:07.588	2:48:51.979
	22:37:33	23:06:18	PIT	28:45.332		35:52.654
12 F. SCHANDORFF	23:06:18	00:09:29	TRACK	1:03:11.320	2:23:44.836	2:25:01.700
F. SCHANDORFF	00:09:29	00:11:05	PIT	1:35.491	2:23:44.836	2:26:37.191
13 F. SCHANDORFF	00:11:05	01:02:36	TRACK	51:31.544	3:15:16.380	3:18:08.735
F. SCHANDORFF	01:02:36	01:04:14	PIT	1:37.514	3:15:16.380	3:19:46.249
14 F. SCHANDORFF	01:04:14	01:27:21	TRACK	23:06.552	3:38:22.932	3:42:52.801
F. SCHANDORFF	01:27:21	01:27:53	PIT	32.874	3:38:22.932	3:43:25.675
15 F. SCHANDORFF	01:27:53	01:47:54	TRACK	20:00.301	3:58:23.233	4:03:25.976
	01:47:54	01:49:36	PIT	1:42.774		37:35.428
16 B. IRIBE	01:49:36	02:31:52	TRACK	42:15.381	3:28:22.969	3:31:07.360
B. IRIBE	02:31:52	02:33:08	PIT	1:16.166	3:28:22.969	3:32:23.526
17 B. IRIBE	02:33:08	03:11:49	TRACK	38:40.705	4:07:03.674	4:11:04.231

66	JMW Motorsport	Retired				
	Ferrari 296 LMG3	LMG3				
1 L. TEN VOORDE	16:00:26	16:40:32	TRACK	40:06.263	40:06.263	40:06.263
L. TEN VOORDE	16:40:32	16:41:50	PIT	1:17.833	40:06.263	41:24.096
2 L. TEN VOORDE	16:41:50	17:22:24	TRACK	40:33.530	1:20:39.793	1:21:57.626
L. TEN VOORDE	17:22:24	17:23:41	PIT	1:17.250	1:20:39.793	1:23:14.876
3 L. TEN VOORDE	17:23:41	18:04:27	TRACK	40:45.536	2:01:25.329	2:04:00.412
	18:04:27	18:06:01	PIT	1:34.140		1:34.140

	T. Track	T. Pits	T. Time
R. SALES	7:16:04.598	4:56.299	7:21:00.897
Min:06:00:00-Max:14:00:00			
M. BECHE	8:02:56.972	13:12.200	8:16:09.172
Min:01:00:00-Max:None			
S. HUFFAKER	7:44:50.209	16:53.192	8:01:43.401
Min:01:00:00-Max:None			





FIA WEC 92^o Edition des 24 Heures du Mans Race



Stints Analysis

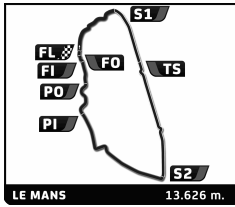
Nr. Driver	Start	End	Type	Time	T.Track	T.Driver	Nr. Driver	Start	End	Track	Pit	Stint	T.Driver
18 O. MILLROY	03:11:49	03:13:28	PIT	1:39.585		39:15.013	16 Z. ROBICHON	09:14:21	10:51:09	TRACK	1:36:48.366	4:17:36.129	4:22:12.924
	03:13:28	03:55:03	TRACK	41:34.293	2:58:13.894	3:00:51.293	Z. ROBICHON	10:51:09	10:52:43	PIT	1:34.193	4:17:36.129	4:23:47.117
	03:55:03	03:58:48	PIT	3:45.564	2:58:13.894	3:04:36.857	17 Z. ROBICHON	10:52:43	11:37:00	TRACK	44:16.580	5:01:52.709	5:08:03.697
19 O. MILLROY	03:58:48	07:09:22	TRACK	3:10:33.420	6:08:47.314	6:15:10.277	Z. ROBICHON	11:37:00	11:38:17	PIT	1:17.146	5:01:52.709	5:09:20.843
	07:09:22	07:13:38	PIT	4:16.280		43:31.293	18 Z. ROBICHON	11:38:17	12:24:30	TRACK	46:12.804	5:48:05.513	5:55:33.647
	07:13:38	08:38:33	TRACK	1:24:55.366	5:23:18.599	5:28:21.342		12:24:30	12:26:18	PIT	1:48.596		4:27:08.028
20 F. SCHANDORFF	08:38:33	08:39:56	PIT	1:22.705	5:23:18.599	5:29:44.047	19 B. BARKER	12:26:18	13:06:20	TRACK	40:02.053	4:25:47.164	4:27:03.303
	08:39:56	09:19:24	TRACK	39:27.906	6:02:46.505	6:09:11.953	B. BARKER	13:06:20	13:07:36	PIT	1:16.030	4:25:47.164	4:28:19.333
	09:19:24	09:21:19	PIT	1:54.926		45:26.219	20 B. BARKER	13:07:36	13:47:37	TRACK	40:00.948	5:05:48.112	5:08:20.281
22 B. IRIBE	09:21:19	10:33:40	TRACK	1:12:20.967	5:19:24.641	5:23:25.198		13:47:37	13:48:54	PIT	1:16.580		4:28:24.608
	10:33:40	10:34:43	PIT	1:03.098	5:19:24.641	5:24:28.296	21 Z. ROBICHON	13:48:54	14:07:09	TRACK	18:14.652	6:06:20.165	6:13:48.299
23 B. IRIBE	10:34:43	11:16:43	TRACK	42:00.639	6:01:25.280	6:06:28.935	Z. ROBICHON	14:07:09	14:08:20	PIT	1:11.411	6:06:20.165	6:14:59.710
	11:16:43	11:18:16	PIT	1:32.338		46:58.557	22 Z. ROBICHON	14:08:20	14:39:08	TRACK	30:47.640	6:37:07.805	6:45:47.350
24 F. SCHANDORFF	11:18:16	12:00:04	TRACK	41:48.606	6:44:35.111	6:51:00.559		14:39:08	14:40:30	PIT	1:22.559		4:29:47.167
	12:00:04	12:09:12	PIT	9:07.137	6:44:35.111	7:00:07.696	23 B. BARKER	14:40:30	15:20:31	TRACK	40:00.915	5:45:49.027	5:48:21.196
25 F. SCHANDORFF	12:09:12	12:49:03	TRACK	39:51.335	7:24:26.446	7:39:59.031	B. BARKER	15:20:31	15:21:42	PIT	1:11.222	5:45:49.027	5:49:32.418
	12:49:03	12:50:46	PIT	1:42.976		48:41.533	24 B. BARKER	15:21:42	16:06:23	TRACK	44:40.121	6:30:29.148	6:34:12.539
26 O. MILLROY	12:50:46	13:30:50	TRACK	40:04.126	6:48:51.440	6:55:14.403							
	13:30:50	13:32:08	PIT	1:17.984	6:48:51.440	6:56:32.387							
27 O. MILLROY	13:32:08	13:52:28	TRACK	20:20.171	7:09:11.611	7:16:52.558							
	13:52:28	13:53:44	PIT	1:15.375	7:09:11.611	7:18:07.933							
28 O. MILLROY	13:53:44	14:38:18	TRACK	44:34.443	7:53:46.054	8:02:42.376							
	14:38:18	14:39:57	PIT	1:39.214		50:20.747							
29 F. SCHANDORFF	14:39:57	15:24:17	TRACK	44:19.695	8:08:46.141	8:24:18.726							
	15:24:17	15:25:36	PIT	1:19.604	8:08:46.141	8:25:38.330							
30 F. SCHANDORFF	15:25:36	16:05:56	TRACK	40:19.807	8:49:05.948	9:05:58.137							

	T. Track	T. Pits	T. Time
R. HARDWICK	6:12:23.172	3:46.182	6:16:09.354
Min:06:00:00-Max:14:00:00			
Z. ROBICHON	6:37:07.805	8:39.545	6:45:47.350
Min:06:00:00-Max:14:00:00			
B. BARKER	6:30:29.148	3:43.391	6:34:12.539
Min:01:00:00-Max:None			

	T. Track	T. Pits	T. Time
B. IRIBE	6:01:25.280	5:03.655	6:06:28.935
Min:06:00:00-Max:14:00:00			
O. MILLROY	7:53:46.054	8:56.322	8:02:42.376
Min:06:00:00-Max:14:00:00			
F. SCHANDORFF	8:49:05.948	16:52.189	9:05:58.137
Min:01:00:00-Max:None			

77	Proton Competition					
	Ford Mustang LMGTS3					LMGTS3
1 B. BARKER	16:00:26	16:40:29	TRACK	40:02.879	40:02.879	40:02.879
	16:40:29	16:41:45	PIT	1:16.139	40:02.879	41:19.018
2 B. BARKER	16:41:45	17:22:19	TRACK	40:33.670	1:20:36.549	1:21:52.688
	17:22:19	17:23:50	PIT	1:31.497		1:31.497
3 R. HARDWICK	17:23:50	18:09:26	TRACK	45:35.739	45:35.739	45:35.739
	18:09:26	18:10:43	PIT	1:16.994	45:35.739	46:52.733
4 R. HARDWICK	18:10:43	18:57:51	TRACK	47:07.502	1:32:43.241	1:34:00.235
	18:57:51	18:59:08	PIT	1:17.911	1:32:43.241	1:35:18.146
5 R. HARDWICK	18:59:08	19:46:20	TRACK	47:11.758	2:19:54.999	2:22:29.904
	19:46:20	19:47:56	PIT	1:36.188		3:07.685
6 Z. ROBICHON	19:47:56	19:57:02	TRACK	9:06.053	9:06.053	9:06.053
	19:57:02	23:24:07	PIT	3:27:04.136		3:30:11.821
7 R. HARDWICK	23:24:07	00:14:47	TRACK	50:40.379	3:10:35.378	3:13:10.283
	00:14:47	00:16:09	PIT	1:22.363		3:31:34.184
8 Z. ROBICHON	00:16:09	00:25:25	TRACK	9:15.696	18:21.749	18:21.749
	00:25:25	00:25:58	PIT	32.495	18:21.749	18:54.244
9 Z. ROBICHON	00:25:58	01:04:02	TRACK	38:04.796	56:26.545	56:59.040
	01:04:02	01:05:34	PIT	1:31.799	56:26.545	58:30.839
10 Z. ROBICHON	01:05:34	01:52:33	TRACK	46:59.224	1:43:25.769	1:45:30.063
	01:52:33	01:53:50	PIT	1:17.168	1:43:25.769	1:46:47.231
11 Z. ROBICHON	01:53:50	02:33:58	TRACK	40:07.079	2:23:32.848	2:26:54.310
	02:33:58	02:35:13	PIT	1:15.333	2:23:32.848	2:28:09.643
12 Z. ROBICHON	02:35:13	02:52:28	TRACK	17:14.915	2:40:47.763	2:45:24.558
	02:52:28	03:41:25	PIT	48:57.500		4:20:31.684
13 B. BARKER	03:41:25	06:06:34	TRACK	2:25:08.562	3:45:45.111	3:47:01.250
	06:06:34	06:09:52	PIT	3:17.903		4:23:49.587
14 R. HARDWICK	06:09:52	08:35:23	TRACK	2:25:31.392	5:36:06.770	5:38:41.675
	08:35:23	08:36:34	PIT	1:11.277	5:36:06.770	5:39:52.952
15 R. HARDWICK	08:36:34	09:12:51	TRACK	36:16.402	6:12:23.172	6:16:09.354
	09:12:51	09:14:21	PIT	1:29.845		4:25:19.432

78	Akkodis ASP Team					
	Lexus RC F LMGTS3					LMGTS3
		16:00:26	16:01:01	PIT	34.848	34.848
1 K. VAN DER LINDE		16:01:01	16:41:22	TRACK	40:21.020	40:21.020
		16:41:22	16:44:43	PIT	3:20.560	40:21.020
2 K. VAN DER LINDE		16:44:43	17:25:37	TRACK	40:54.957	1:21:15.977
		17:25:37	17:27:09	PIT	1:31.543	1:21:15.977
3 K. VAN DER LINDE		17:27:09	18:08:01	TRACK	40:51.634	2:02:07.611
		18:08:01	18:09:18	PIT	1:17.018	2:02:07.611
4 K. VAN DER LINDE		18:09:18	18:51:52	TRACK	42:34.161	2:44:41.772
		18:51:52	18:53:22	PIT	1:30.459	2:05.307
5 A. ROBIN		18:53:22	19:40:39	TRACK	47:17.109	47:17.109
		19:40:39	19:42:07	PIT	1:27.460	47:17.109
6 A. ROBIN		19:42:07	20:22:41	TRACK	40:33.804	1:27:50.913
		20:22:41	20:23:58	PIT	1:17.192	1:27:50.913
7 A. ROBIN		20:23:58	21:05:48	TRACK	41:50.225	2:09:41.138
		21:05:48	21:07:19	PIT	1:30.634	3:35.941
8 T. BOGUSLAVSKIY		21:07:19	21:52:45	TRACK	45:26.213	45:26.213
		21:52:45	21:54:04	PIT	1:19.436	45:26.213
9 T. BOGUSLAVSKIY		21:54:04	22:43:05	TRACK	49:00.477	1:34:26.690
		22:43:05	22:46:03	PIT	2:58.479	1:34:26.690
10 T. BOGUSLAVSKIY		22:46:03	00:24:13	TRACK	1:38:09.889	3:12:36.579
		00:24:13	00:25:48	PIT	1:34.529	5:10.470
11 K. VAN DER LINDE		00:25:48	00:46:55	TRACK	21:07.124	3:05:48.896
		00:46:55	00:47:27	PIT	32.051	3:05:48.896
12 K. VAN DER LINDE		00:47:27	01:13:49	TRACK	26:22.085	3:32:10.981
		01:13:49	01:15:03	PIT	1:14.452	3:32:10.981
13 K. VAN DER LINDE		01:15:03	01:52:27	TRACK	37:23.155	4:09:34.136
		01:52:27	01:53:42	PIT	1:15.716	4:09:34.136
14 K. VAN DER LINDE		01:53:42	02:33:53	TRACK	40:10.414	4:49:44.550
		02:33:53	02:35:28	PIT	1:35.254	6:45.724
15 A. ROBIN		02:35:28	03:21:58	TRACK	46:29.745	2:56:10.883
		03:21:58	03:23:26	PIT	1:28.231	8:13.955
16 T. BOGUSLAVSKIY		03:23:26	03:53:00	TRACK	29:34.364	3:42:10.943
		03:53:00	03:55:39	PIT	2:39.073	3:42:10.943
17 T. BOGUSLAVSKIY		03:55:39	04:02:30	TRACK	6:50.355	3:49:01.298
		04:02:30	04:06:34	PIT	4:03.921	12:17.876
18 A. ROBIN		04:06:34	07:09:27	TRACK	3:02:53.639	5:59:04.522
		07:09:27	07:13:41	PIT	4:13.601	16:31.477
19 T. BOGUSLAVSKIY		07:13:41	08:43:30	TRACK	1:29:48.744	5:18:50.042
		08:43:30	08:45:30	PIT	2:00.667	5:18:50.042



FIA WEC 92^o Edition des 24 Heures du Mans Race

Stints Analysis



Nr. Driver	Start	End	Type	Time	T.Track	T.Driver	Nr. Driver	Start	End	Track	Pit	Stint	T.Driver
20 T. BOGUSLAVSKIY	08:45:30	09:22:07	TRACK	36:36.612	5:55:26.654	6:04:24.309	R. ANDRADE	03:09:33	03:11:08	PIT	1:35.687	2:05:05.330	2:07:59.435
	09:22:07	09:23:18	PIT	1:11.491		17:42.968	17 R. ANDRADE	03:11:08	03:26:55	TRACK	15:46.745	2:20:52.075	2:23:46.180
21 K. VAN DER LINDE	09:23:18	09:38:00	TRACK	14:41.062	5:04:25.612	5:13:36.952	R. ANDRADE	03:26:55	03:27:27	PIT	32.427	2:20:52.075	2:24:18.607
	09:38:00	09:40:08	PIT	2:08.151		19:51.119	18 R. ANDRADE	03:27:27	03:54:52	TRACK	27:24.335	2:48:16.410	2:51:42.942
22 A. ROBIN	09:40:08	09:45:58	TRACK	5:50.503	6:04:55.025	6:07:39.677	R. ANDRADE	03:54:52	03:58:51	PIT	3:58.740	2:48:16.410	2:55:41.682
	09:45:58	09:49:10	PIT	3:11.928		23:03.047	19 R. ANDRADE	03:58:51	05:44:21	TRACK	1:45:30.096	4:33:46.506	4:41:11.778
23 K. VAN DER LINDE	09:49:10	10:03:41	TRACK	14:30.773	5:18:56.385	5:28:07.725		05:44:21	05:48:27	PIT	4:06.664		15:43.023
K. VAN DER LINDE	10:03:41	10:06:35	PIT	2:54.608		5:31:02.333	20 T. VAN ROMPUY	05:48:27	08:11:44	TRACK	2:23:16.643	6:11:43.261	6:18:19.099
24 K. VAN DER LINDE	10:06:35	10:51:21	TRACK	44:45.495	6:03:41.880	6:15:47.828		08:11:44	08:13:13	PIT	1:29.006		17:12.029
	10:51:21	10:52:34	PIT	1:13.009		24:16.056	21 C. EASTWOOD	08:13:13	08:58:04	TRACK	44:50.838	5:34:39.383	5:40:54.797
25 T. BOGUSLAVSKIY	10:52:34	11:37:16	TRACK	44:42.243	6:40:08.897	6:49:06.552	C. EASTWOOD	08:58:04	08:59:34	PIT	1:30.648	5:34:39.383	5:42:25.445
T. BOGUSLAVSKIY	11:37:16	11:38:50	PIT	1:33.503		6:50:40.055	22 C. EASTWOOD	08:59:34	10:04:18	TRACK	1:04:43.878	6:39:23.261	6:47:09.323
26 T. BOGUSLAVSKIY	11:38:50	12:25:06	TRACK	46:16.089	7:26:24.986	7:36:56.144		10:04:18	10:35:32	PIT	31:13.570		48:25.599
T. BOGUSLAVSKIY	12:25:06	12:26:25	PIT	1:19.664		7:38:15.808	23 R. ANDRADE	10:35:32	11:17:59	TRACK	42:27.046	5:16:13.552	5:23:38.824
27 T. BOGUSLAVSKIY	12:26:25	12:54:42	TRACK	28:16.131	7:54:41.117	8:06:31.939	R. ANDRADE	11:17:59	11:19:36	PIT	1:36.688	5:16:13.552	5:25:15.512
	12:54:42	12:56:02	PIT	1:20.737		25:36.793	24 R. ANDRADE	11:19:36	12:01:53	TRACK	42:17.789	5:58:31.341	6:07:33.301
28 K. VAN DER LINDE	12:56:02	13:36:15	TRACK	40:12.831	6:43:54.711	6:56:00.659	R. ANDRADE	12:01:53	12:03:13	PIT	1:19.579	5:58:31.341	6:08:52.880
K. VAN DER LINDE	13:36:15	13:37:32	PIT	1:16.748		6:43:54.711	25 R. ANDRADE	12:03:13	12:39:33	TRACK	36:20.054	6:34:51.395	6:45:12.934
29 K. VAN DER LINDE	13:37:32	14:20:55	TRACK	43:23.516	7:27:18.227	7:40:40.923		12:39:33	12:41:01	PIT	1:27.853		49:53.452
K. VAN DER LINDE	14:20:55	14:22:14	PIT	1:18.842		7:41:59.765	26 T. VAN ROMPUY	12:41:01	13:22:11	TRACK	41:09.915	6:52:53.176	6:59:29.014
30 K. VAN DER LINDE	14:22:14	14:30:57	TRACK	8:42.260	7:36:00.487	7:50:42.025	T. VAN ROMPUY	13:22:11	13:23:28	PIT	1:17.257	6:52:53.176	7:00:46.271
K. VAN DER LINDE	14:30:57	14:31:58	PIT	1:01.789		7:51:43.814	27 T. VAN ROMPUY	13:23:28	13:52:42	TRACK	29:13.764	7:22:06.940	7:30:00.035
31 K. VAN DER LINDE	14:31:58	15:21:20	TRACK	49:21.487	8:25:21.974	8:41:05.301		13:52:42	13:54:04	PIT	1:22.532		51:15.984
K. VAN DER LINDE	15:21:20	15:23:15	PIT	1:55.463		8:43:00.764	28 C. EASTWOOD	13:54:04	14:43:01	TRACK	48:56.241	7:28:19.502	7:36:05.564
32 K. VAN DER LINDE	15:23:15	16:04:38	TRACK	41:22.958	9:06:44.932	9:24:23.722	C. EASTWOOD	14:43:01	14:44:20	PIT	1:18.993	7:28:19.502	7:37:24.557
							29 C. EASTWOOD	14:44:20	15:28:46	TRACK	44:26.405	8:12:45.907	8:21:50.962
							C. EASTWOOD	15:28:46	15:30:01	PIT	1:14.969	8:12:45.907	8:23:05.931
							30 C. EASTWOOD	15:30:01	16:06:09	TRACK	36:07.661	8:48:53.568	8:59:13.592

	T. Track	T. Pits	T. Time
A. ROBIN	6:04:55.025	2:44.652	6:07:39.677
Min:06:00:00-Max:14:00:00			
T. BOGUSLAVSKIY	7:54:41.117	11:50.822	8:06:31.939
Min:06:00:00-Max:14:00:00			
K. VAN DER LINDE	9:06:44.932	17:38.790	9:24:23.722
Min:01:00:00-Max:None			

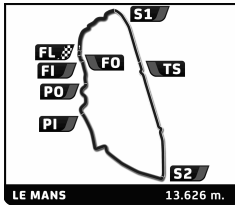
	T. Track	T. Pits	T. Time
T. VAN ROMPUY	7:22:06.940	7:53.095	7:30:00.035
Min:06:00:00-Max:14:00:00			
R. ANDRADE	6:34:51.395	10:21.539	6:45:12.934
Min:06:00:00-Max:14:00:00			
C. EASTWOOD	8:48:53.568	10:20.024	8:59:13.592
Min:01:00:00-Max:None			

81 TF Sport Corvette Z06 LMGT3.R LMGT3

1 T. VAN ROMPUY	16:00:26	16:41:39	TRACK	41:12.488	41:12.488	41:12.488
T. VAN ROMPUY	16:41:39	16:42:56	PIT	1:17.672	41:12.488	42:30.160
2 T. VAN ROMPUY	16:42:56	17:24:22	TRACK	41:25.288	1:22:37.776	1:23:55.448
	17:24:22	17:25:54	PIT	1:32.322		1:32.322
3 C. EASTWOOD	17:25:54	18:06:45	TRACK	40:50.637	40:50.637	40:50.637
C. EASTWOOD	18:06:45	18:08:02	PIT	1:17.453	40:50.637	42:08.090
4 C. EASTWOOD	18:08:02	18:50:35	TRACK	42:33.518	1:23:24.155	1:24:41.608
	18:50:35	18:52:08	PIT	1:32.323		3:04.645
5 R. ANDRADE	18:52:08	19:33:43	TRACK	41:35.422	41:35.422	41:35.422
R. ANDRADE	19:33:43	19:35:02	PIT	1:18.418	41:35.422	42:53.840
6 R. ANDRADE	19:35:02	20:16:24	TRACK	41:22.014	1:22:57.436	1:24:15.854
	20:16:24	20:17:55	PIT	1:31.509		4:36.154
7 T. VAN ROMPUY	20:17:55	21:00:12	TRACK	42:16.512	2:04:54.288	2:06:11.960
T. VAN ROMPUY	21:00:12	21:01:35	PIT	1:23.330	2:04:54.288	2:07:35.290
8 T. VAN ROMPUY	21:01:35	21:42:25	TRACK	40:50.416	2:45:44.704	2:47:15.706
	21:42:25	21:43:58	PIT	1:32.226		6:08.380
9 C. EASTWOOD	21:43:58	22:36:56	TRACK	52:58.046	2:16:22.201	2:17:39.654
C. EASTWOOD	22:36:56	22:39:05	PIT	2:09.767	2:16:22.201	2:19:49.421
10 C. EASTWOOD	22:39:05	23:00:24	TRACK	21:18.679	2:37:40.880	2:41:08.100
	23:00:24	23:02:54	PIT	2:29.857		8:38.237
11 T. VAN ROMPUY	23:02:54	23:48:35	TRACK	45:41.331	3:31:26.035	3:34:07.037
T. VAN ROMPUY	23:48:35	23:52:30	PIT	3:54.836	3:31:26.035	3:38:01.873
12 T. VAN ROMPUY	23:52:30	00:09:31	TRACK	17:00.583	3:48:26.618	3:55:02.456
	00:09:31	00:10:55	PIT	1:24.688		10:02.925
13 C. EASTWOOD	00:10:55	00:58:21	TRACK	47:25.407	3:25:06.287	3:28:33.507
C. EASTWOOD	00:58:21	00:59:53	PIT	1:31.801	3:25:06.287	3:30:05.308
14 C. EASTWOOD	00:59:53	01:43:25	TRACK	43:32.461	4:08:38.748	4:13:37.769
C. EASTWOOD	01:43:25	01:44:41	PIT	1:16.393	4:08:38.748	4:14:54.162
15 C. EASTWOOD	01:44:41	02:25:51	TRACK	41:09.797	4:49:48.545	4:56:03.959
	02:25:51	02:27:25	PIT	1:33.434		11:36.559
16 R. ANDRADE	02:27:25	03:09:33	TRACK	42:07.894	2:05:05.330	2:06:23.748

82 TF Sport Corvette Z06 LMGT3.R LMGT3

1 D. JUNCADELLA	16:00:26	16:40:58	TRACK	40:31.991	40:31.991	40:31.991
	16:40:58	16:42:22	PIT	1:24.251		1:24.251
2 H. KOIZUMI	16:42:22	17:24:17	TRACK	41:54.749	41:54.749	41:54.749
H. KOIZUMI	17:24:17	17:25:34	PIT	1:16.497	41:54.749	43:11.246
3 H. KOIZUMI	17:25:34	18:08:34	TRACK	43:00.218	1:24:54.967	1:26:11.464
	18:08:34	18:10:03	PIT	1:28.885		2:53.136
4 S. BAUD	18:10:03	18:52:54	TRACK	42:51.439	42:51.439	42:51.439
S. BAUD	18:52:54	18:54:10	PIT	1:15.441	42:51.439	44:06.880
5 S. BAUD	18:54:10	19:36:46	TRACK	42:36.348	1:25:27.787	1:26:43.228
	19:36:46	19:38:18	PIT	1:31.994		4:25.130
6 D. JUNCADELLA	19:38:18	20:18:17	TRACK	39:59.005	1:20:30.996	1:20:30.996
D. JUNCADELLA	20:18:17	20:19:33	PIT	1:15.952	1:20:30.996	1:21:46.948
7 D. JUNCADELLA	20:19:33	21:00:41	TRACK	41:08.403	2:01:39.399	2:02:55.351
	21:00:41	21:02:20	PIT	1:38.313		6:03.443
8 H. KOIZUMI	21:02:20	21:43:50	TRACK	41:30.481	2:06:25.448	2:07:41.945
H. KOIZUMI	21:43:50	21:45:07	PIT	1:16.689	2:06:25.448	2:08:58.634
9 H. KOIZUMI	21:45:07	22:00:32	TRACK	15:24.887	2:21:50.335	2:24:23.521
H. KOIZUMI	22:00:32	22:01:26	PIT	54.029	2:21:50.335	2:25:17.550
10 H. KOIZUMI	22:01:26	22:31:29	TRACK	30:03.429	2:51:53.764	2:55:20.979
	22:31:29	22:33:52	PIT	2:22.802		8:26.245
11 S. BAUD	22:33:52	00:14:49	TRACK	1:40:56.926	3:06:24.713	3:07:40.154
S. BAUD	00:14:49	00:20:48	PIT	5:59.141	3:06:24.713	3:13:39.295
12 S. BAUD	00:20:48	01:07:59	TRACK	47:11.296	3:53:36.009	4:00:50.591
S. BAUD	01:07:59	01:11:58	PIT	3:58.663	3:53:36.009	4:04:49.254
13 S. BAUD	01:11:58	01:56:34	TRACK	44:35.919	4:38:11.928	4:49:25.173
S. BAUD	01:56:34	01:58:05	PIT	1:30.691	4:38:11.928	4:50:55.864
14 S. BAUD	01:58:05	02:30:33	TRACK	32:27.974	5:10:39.902	5:23:23.838
	02:30:33	02:32:02	PIT	1:29.829		9:56.074



FIA WEC 92^o Edition des 24 Heures du Mans Race



Stints Analysis

Nr. Driver	Start	End	Type	Time	T.Track	T.Driver	Nr. Driver	Start	End	Track	Pit	Stint	T.Driver
15 D. JUNCADILLA	02:32:02	03:14:08	TRACK	42:06.091	2:43:45.490	2:45:01.442	R. SHWARTZMAN	02:41:57	02:43:12	PIT	1:15.203	3:45:48.157	3:50:53.677
D. JUNCADILLA	03:14:08	03:15:01	PIT	52.953	2:43:45.490	2:45:54.395	15 R. SHWARTZMAN	02:43:12	03:20:35	TRACK	37:23.587	4:23:11.744	4:28:17.264
16 D. JUNCADILLA	03:15:01	03:20:57	TRACK	5:55.808	2:49:41.298	2:51:50.203		03:20:35	03:22:00	PIT	1:24.989		7:25.726
D. JUNCADILLA	03:20:57	03:22:21	PIT	1:23.903	2:49:41.298	2:53:14.106	16 Y. YE	03:22:00	06:28:16	TRACK	3:06:15.240	4:31:02.498	4:32:17.145
17 D. JUNCADILLA	03:22:21	03:50:31	TRACK	28:10.267	3:17:51.565	3:21:24.373		06:28:16	06:33:15	PIT	4:59.755		12:25.481
D. JUNCADILLA	03:50:31	03:53:59	PIT	3:27.137	3:17:51.565	3:24:51.510	17 R. KUBICA	06:33:15	08:43:40	TRACK	2:10:24.846	7:23:51.410	7:30:14.311
18 D. JUNCADILLA	03:53:59	04:16:24	TRACK	22:25.211	3:40:16.776	3:47:16.721	R. KUBICA	08:43:40	08:44:53	PIT	1:12.955	7:23:51.410	7:31:27.266
	04:16:24	04:19:17	PIT	2:52.850		12:48.924	18 R. KUBICA	08:44:53	09:12:20	TRACK	27:26.840	7:51:18.250	7:58:54.106
19 H. KOIZUMI	04:19:17	08:11:59	TRACK	3:52:42.835	6:44:36.599	6:48:03.814		09:12:20	09:13:32	PIT	1:11.662		13:37.143
	08:11:59	08:13:45	PIT	1:45.383		14:34.307	19 R. SHWARTZMAN	09:13:32	09:40:59	TRACK	27:26.826	4:50:38.570	4:55:44.090
20 D. JUNCADILLA	08:13:45	09:02:48	TRACK	49:03.210	4:29:19.986	4:36:19.931	R. SHWARTZMAN	09:40:59	09:44:09	PIT	3:10.360	4:50:38.570	4:58:54.450
D. JUNCADILLA	09:02:48	09:04:24	PIT	1:36.054	4:29:19.986	4:37:55.985	20 R. SHWARTZMAN	09:44:09	11:13:45	TRACK	1:29:35.889	6:20:14.459	6:28:30.339
21 D. JUNCADILLA	09:04:24	10:33:45	TRACK	1:29:20.940	5:58:40.926	6:07:16.925	R. SHWARTZMAN	11:13:45	11:15:02	PIT	1:17.041	6:20:14.459	6:29:47.380
	10:33:45	10:35:15	PIT	1:29.997		16:04.304	21 R. SHWARTZMAN	11:15:02	11:59:26	TRACK	44:23.895	7:04:38.354	7:14:11.275
22 S. BAUD	10:35:15	11:17:40	TRACK	42:24.640	5:53:04.542	6:05:48.478	R. SHWARTZMAN	11:59:26	16:02:22	PIT	4:02:56.186	7:04:38.354	11:17:07.461
S. BAUD	11:17:40	11:18:56	PIT	1:16.766	5:53:04.542	6:07:05.244							
23 S. BAUD	11:18:56	12:01:25	TRACK	42:28.452	6:35:32.994	6:49:33.696							
S. BAUD	12:01:25	12:03:14	PIT	1:49.022	6:35:32.994	6:51:22.718							
24 S. BAUD	12:03:14	12:44:10	TRACK	40:55.693	7:16:28.687	7:32:18.411							
	12:44:10	12:45:52	PIT	1:42.456		17:46.760							
25 D. JUNCADILLA	12:45:52	13:25:59	TRACK	40:06.863	6:38:47.789	6:47:23.788							
D. JUNCADILLA	13:25:59	13:27:28	PIT	1:29.037	6:38:47.789	6:48:52.825							
26 D. JUNCADILLA	13:27:28	13:56:07	TRACK	28:38.939	7:07:26.728	7:17:31.764							
D. JUNCADILLA	13:56:07	13:57:27	PIT	1:20.374	7:07:26.728	7:18:52.138							
27 D. JUNCADILLA	13:57:27	14:41:18	TRACK	43:50.342	7:51:17.070	8:02:42.480							
D. JUNCADILLA	14:41:18	14:42:42	PIT	1:24.916	7:51:17.070	8:04:07.396							
28 D. JUNCADILLA	14:42:42	15:27:03	TRACK	44:20.139	8:35:37.209	8:48:27.535							
D. JUNCADILLA	15:27:03	15:28:40	PIT	1:37.264	8:35:37.209	8:50:04.799							
29 D. JUNCADILLA	15:28:40	16:04:25	TRACK	35:45.568	9:11:22.777	9:25:50.367							

	T. Track	T. Pits	T. Time
R. KUBICA	7:51:18.250	7:35.856	7:58:54.106
Min:01:00:00-Max:None			
R. SHWARTZMAN	7:04:38.354	4:12:29.107	11:17:07.461
Min:01:00:00-Max:None			
Y. YE	4:31:02.498	1:14.647	4:32:17.145
Min:01:00:00-Max:None			

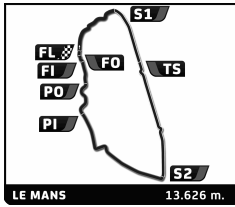
	T. Track	T. Pits	T. Time
H. KOIZUMI	6:44:36.599	3:27.215	6:48:03.814
Min:06:00:00-Max:14:00:00			
S. BAUD	7:16:28.687	15:49.724	7:32:18.411
Min:06:00:00-Max:14:00:00			
D. JUNCADILLA	9:11:22.777	14:27.590	9:25:50.367
Min:01:00:00-Max:None			

83 AF Corse Retired Ferrari 499P HYPERCAR - H

1 R. KUBICA	16:00:26	16:42:49	TRACK	42:22.503	42:22.503	42:22.503
R. KUBICA	16:42:49	16:44:15	PIT	1:26.272	42:22.503	43:48.775
2 R. KUBICA	16:44:15	17:27:06	TRACK	42:50.751	1:25:13.254	1:26:39.526
R. KUBICA	17:27:06	17:28:21	PIT	1:15.524	1:25:13.254	1:27:55.050
3 R. KUBICA	17:28:21	18:12:04	TRACK	43:43.141	2:08:56.395	2:11:38.191
	18:12:04	18:13:33	PIT	1:28.990		1:28.990
4 R. SHWARTZMAN	18:13:33	19:01:55	TRACK	48:21.757	48:21.757	48:21.757
R. SHWARTZMAN	19:01:55	19:03:15	PIT	1:20.036	48:21.757	49:41.793
5 R. SHWARTZMAN	19:03:15	19:48:16	TRACK	45:00.663	1:33:22.420	1:34:42.456
R. SHWARTZMAN	19:48:16	19:49:30	PIT	1:14.006	1:33:22.420	1:35:56.462
6 R. SHWARTZMAN	19:49:30	20:28:26	TRACK	38:56.035	2:12:18.455	2:14:52.497
	20:28:26	20:29:57	PIT	1:30.916		2:59.906
7 Y. YE	20:29:57	21:13:39	TRACK	43:42.679	43:42.679	43:42.679
Y. YE	21:13:39	21:14:54	PIT	1:14.647	43:42.679	44:57.326
8 Y. YE	21:14:54	21:55:59	TRACK	41:04.579	1:24:47.258	1:26:01.905
	21:55:59	21:57:26	PIT	1:27.153		4:27.059
9 R. KUBICA	21:57:26	22:28:22	TRACK	30:56.364	2:39:52.759	2:42:34.555
R. KUBICA	22:28:22	22:29:31	PIT	1:09.283	2:39:52.759	2:43:43.838
10 R. KUBICA	22:29:31	00:09:09	TRACK	1:39:37.985	4:19:30.744	4:23:21.823
R. KUBICA	00:09:09	00:10:34	PIT	1:24.873	4:19:30.744	4:24:46.696
11 R. KUBICA	00:10:34	00:30:44	TRACK	20:09.308	4:39:40.052	4:44:56.004
R. KUBICA	00:30:44	00:31:51	PIT	1:06.949	4:39:40.052	4:46:02.953
12 R. KUBICA	00:31:51	01:05:37	TRACK	33:46.512	5:13:26.564	5:19:49.465
	01:05:37	01:07:11	PIT	1:33.678		6:00.737
13 R. SHWARTZMAN	01:07:11	01:58:13	TRACK	51:02.603	3:03:21.058	3:05:55.100
R. SHWARTZMAN	01:58:13	01:59:30	PIT	1:16.275	3:03:21.058	3:07:11.375
14 R. SHWARTZMAN	01:59:30	02:41:57	TRACK	42:27.099	3:45:48.157	3:49:38.474

85 Iron Dames Lamborghini Huracan LMG3 Evo2 LMGT3

1 R. FREY	16:00:26	16:36:56	TRACK	36:29.701	36:29.701	36:29.701
R. FREY	16:36:56	16:38:07	PIT	1:11.694	36:29.701	37:41.395
2 R. FREY	16:38:07	17:19:00	TRACK	40:52.930	1:17:22.631	1:18:34.325
R. FREY	17:19:00	17:20:16	PIT	1:15.849	1:17:22.631	1:19:50.174
3 R. FREY	17:20:16	18:01:00	TRACK	40:43.399	1:58:06.030	2:00:33.573
R. FREY	18:01:00	18:02:16	PIT	1:15.948	1:58:06.030	2:01:49.521
4 R. FREY	18:02:16	18:48:56	TRACK	46:39.910	2:44:45.940	2:48:29.431
	18:48:56	18:50:35	PIT	1:39.039		1:39.039
5 S. BOVY	18:50:35	19:32:01	TRACK	41:26.042	41:26.042	41:26.042
S. BOVY	19:32:01	19:33:18	PIT	1:17.377	41:26.042	42:43.419
6 S. BOVY	19:33:18	20:15:07	TRACK	41:48.632	1:23:14.674	1:24:32.051
S. BOVY	20:15:07	20:16:23	PIT	1:16.315	1:23:14.674	1:25:48.366
7 S. BOVY	20:16:23	20:58:56	TRACK	42:33.232	2:05:47.906	2:08:21.598
S. BOVY	20:58:56	21:00:39	PIT	1:43.182	2:05:47.906	2:10:04.780
8 S. BOVY	21:00:39	21:41:16	TRACK	40:37.076	2:46:24.982	2:50:41.856
	21:41:16	21:42:43	PIT	1:26.179		3:05.218
9 M. GATTING	21:42:43	22:35:43	TRACK	53:00.176	53:00.176	53:00.176
M. GATTING	22:35:43	22:36:58	PIT	1:15.440	53:00.176	54:15.616
10 M. GATTING	22:36:58	00:34:56	TRACK	1:57:57.675	2:50:57.851	2:52:13.291
M. GATTING	00:34:56	00:36:10	PIT	1:14.159	2:50:57.851	2:53:27.450
11 M. GATTING	00:36:10	01:27:39	TRACK	51:28.447	3:42:26.298	3:44:55.897
	01:27:39	01:29:19	PIT	1:40.448		4:45.666
12 R. FREY	01:29:19	02:15:31	TRACK	46:11.796	3:30:57.736	3:34:41.227
R. FREY	02:15:31	02:16:55	PIT	1:24.582	3:30:57.736	3:36:05.809
13 R. FREY	02:16:55	02:58:11	TRACK	41:16.088	4:12:13.824	4:17:21.897
R. FREY	02:58:11	02:59:29	PIT	1:18.051	4:12:13.824	4:18:39.948
14 R. FREY	02:59:29	03:12:59	TRACK	13:29.339	4:25:43.163	4:32:09.287
R. FREY	03:12:59	03:14:12	PIT	1:13.395	4:25:43.163	4:33:22.682
15 R. FREY	03:14:12	03:55:07	TRACK	40:54.350	5:06:37.513	5:14:17.032
	03:55:07	03:58:55	PIT	3:48.817		8:34.483
16 S. BOVY	03:58:55	07:26:00	TRACK	3:27:04.935	6:13:29.917	6:17:46.791
	07:26:00	07:29:45	PIT	3:44.927		12:19.410
17 M. GATTING	07:29:45	08:48:12	TRACK	1:18:26.271	5:00:52.569	5:03:22.168
M. GATTING	08:48:12	08:49:38	PIT	1:26.362	5:00:52.569	5:04:48.530
18 M. GATTING						



FIA WEC 92^o Edition des 24 Heures du Mans Race

Stints Analysis



Nr. Driver	Start	End	Type	Time	T.Track	T.Driver	Nr. Driver	Start	End	Track	Pit	Stint	T.Driver
R. FREY	11:44:55	11:46:08	PIT	1:13.124	6:45:59.804	6:56:17.536	23 R. PERA	11:07:25	11:47:43	TRACK	40:17.759	6:05:45.837	6:09:58.165
22 R. FREY	11:46:08	12:28:24	TRACK	42:15.965	7:28:15.769	7:38:33.501	R. PERA	11:47:43	11:48:30	PIT	47.530	6:05:45.837	6:10:45.695
R. FREY	12:28:24	12:30:05	PIT	1:40.850	7:28:15.769	7:40:14.351	24 R. PERA	11:48:30	11:53:17	TRACK	4:46.510	6:10:32.347	6:15:32.205
23 R. FREY	12:30:05	13:10:09	TRACK	40:04.067	8:08:19.836	8:20:18.418	R. PERA	11:53:17	11:54:34	PIT	1:17.406	6:10:32.347	6:16:49.611
	13:10:09	13:11:30	PIT	1:20.568		17:06.230	25 R. PERA	11:54:34	12:14:32	TRACK	19:58.204	6:30:30.551	6:36:47.815
24 M. GATTING	13:11:30	13:52:09	TRACK	40:38.893	6:51:22.719	6:56:31.272	R. PERA	12:14:32	12:15:05	PIT	32.202	6:30:30.551	6:37:20.017
M. GATTING	13:52:09	13:53:42	PIT	1:33.631	6:51:22.719	6:58:04.903	26 R. PERA	12:15:05	12:34:55	TRACK	19:50.602	6:50:21.153	6:57:10.619
25 M. GATTING	13:53:42	14:42:42	TRACK	48:59.897	7:40:22.616	7:47:04.800	R. PERA	12:34:55	12:36:12	PIT	1:16.881	6:50:21.153	6:58:27.500
M. GATTING	14:42:42	14:44:20	PIT	1:37.692	7:40:22.616	7:48:42.492	27 R. PERA	12:36:12	13:16:13	TRACK	40:01.391	7:30:22.544	7:38:28.891
26 M. GATTING	14:44:20	15:29:17	TRACK	44:56.832	8:25:19.448	8:33:39.324		13:16:13	13:17:48	PIT	1:34.380		23:00.414
M. GATTING	15:29:17	15:30:29	PIT	1:12.573	8:25:19.448	8:34:51.897	28 D. SERRA	13:17:48	13:53:53	TRACK	36:05.208	7:39:03.469	7:44:52.211
27 M. GATTING	15:30:29	16:02:22	TRACK	31:52.617	8:57:12.065	9:06:44.514	D. SERRA	13:53:53	13:55:31	PIT	1:38.306	7:39:03.469	7:46:30.517

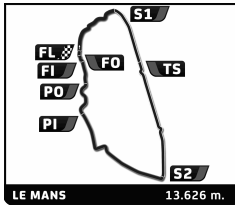
	T. Track	T. Pits	T. Time
S. BOVY	6:13:29.917	4:16.874	6:17:46.791
Min:06:00:00-Max:14:00:00			
M. GATTING	8:57:12.065	9:32.449	9:06:44.514
Min:01:00:00-Max:None			
R. FREY	8:08:19.836	11:58.582	8:20:18.418
Min:06:00:00-Max:14:00:00			

	T. Track	T. Pits	T. Time
M. WAINWRIGHT	6:03:17.291	3:48.157	6:07:05.448
Min:06:00:00-Max:14:00:00			
D. SERRA	9:46:04.815	9:58.344	9:56:03.159
Min:01:00:00-Max:None			
R. PERA	7:30:22.544	8:06.347	7:38:28.891
Min:06:00:00-Max:14:00:00			

86	GR Racing	Ferrari 296 LMGT3	LMGT3
1 D. SERRA	16:00:26	16:40:56	TRACK 40:29.652 40:29.652 40:29.652
	16:40:56	16:42:19	PIT 1:23.576 1:23.576
2 M. WAINWRIGHT	16:42:19	17:23:53	TRACK 41:33.704 41:33.704 41:33.704
	17:23:53	17:25:24	PIT 1:30.703 2:54.279
3 R. PERA	17:25:24	18:05:45	TRACK 40:20.855 40:20.855 40:20.855
R. PERA	18:05:45	18:07:01	PIT 1:16.859 40:20.855 41:37.714
4 R. PERA	18:07:01	18:49:22	TRACK 42:20.077 1:22:40.932 1:23:57.791
R. PERA	18:49:22	18:50:42	PIT 1:20.153 1:22:40.932 1:25:17.944
5 R. PERA	18:50:42	19:31:42	TRACK 40:59.819 2:03:40.751 2:06:17.763
	19:31:42	19:33:14	PIT 1:32.933 4:27.212
6 M. WAINWRIGHT	19:33:14	20:15:46	TRACK 42:31.566 1:24:05.270 1:24:05.270
M. WAINWRIGHT	20:15:46	20:17:01	PIT 1:15.294 1:24:05.270 1:25:20.564
7 M. WAINWRIGHT	20:17:01	20:59:10	TRACK 42:08.805 2:06:14.075 2:07:29.369
M. WAINWRIGHT	20:59:10	21:00:24	PIT 1:14.370 2:06:14.075 2:08:43.739
8 M. WAINWRIGHT	21:00:24	21:41:10	TRACK 40:45.763 2:46:59.838 2:49:29.502
	21:41:10	21:42:45	PIT 1:34.305 6:01.517
9 D. SERRA	21:42:45	22:35:10	TRACK 52:25.874 1:32:55.526 1:32:55.526
D. SERRA	22:35:10	22:36:34	PIT 1:23.279 1:32:55.526 1:34:18.805
10 D. SERRA	22:36:34	22:42:51	TRACK 6:17.750 1:39:13.276 1:40:36.555
	22:42:51	22:46:11	PIT 3:19.640 9:21.157
11 M. WAINWRIGHT	22:46:11	00:14:37	TRACK 1:28:25.987 4:15:25.825 4:17:55.489
	00:14:37	00:15:56	PIT 1:18.545 10:39.702
12 D. SERRA	00:15:56	01:03:01	TRACK 47:05.529 2:26:18.805 2:27:42.084
D. SERRA	01:03:01	01:04:33	PIT 1:31.474 2:26:18.805 2:29:13.558
13 D. SERRA	01:04:33	01:47:28	TRACK 42:55.313 3:09:14.118 3:12:08.871
	01:47:28	01:48:59	PIT 1:31.345 5:21:11.047
14 M. WAINWRIGHT	01:48:59	02:36:12	TRACK 47:12.796 5:02:38.621 5:05:08.285
M. WAINWRIGHT	02:36:12	02:37:31	PIT 1:18.493 5:02:38.621 5:06:26.778
15 M. WAINWRIGHT	02:37:31	03:07:21	TRACK 29:50.630 5:32:29.251 5:36:17.408
	03:07:21	03:09:00	PIT 1:38.471 13:49.518
16 R. PERA	03:09:00	03:20:49	TRACK 11:49.471 2:15:30.222 2:18:07.234
R. PERA	03:20:49	03:21:52	PIT 1:02.964 2:15:30.222 2:19:10.198
17 R. PERA	03:21:52	03:30:51	TRACK 8:58.432 2:24:28.654 2:28:08.630
R. PERA	03:30:51	03:31:23	PIT 32.352 2:24:28.654 2:28:40.982
18 R. PERA	03:31:23	06:32:22	TRACK 3:00:59.424 5:25:28.078 5:29:40.406
	06:32:22	06:37:00	PIT 4:37.800 18:27.318
19 D. SERRA	06:37:00	08:38:40	TRACK 2:01:40.331 5:10:54.449 5:13:49.202
D. SERRA	08:38:40	08:40:05	PIT 1:24.503 5:10:54.449 5:15:13.705
20 D. SERRA	08:40:05	09:15:20	TRACK 35:15.062 5:46:09.511 5:50:28.767
D. SERRA	09:15:20	09:16:49	PIT 1:29.486 5:46:09.511 5:51:58.253
21 D. SERRA	09:16:49	10:33:38	TRACK 1:16:48.750 7:02:58.261 7:08:47.003
	10:33:38	10:35:05	PIT 1:27.203 19:54.521
22 M. WAINWRIGHT	10:35:05	11:05:53	TRACK 30:48.040 6:03:17.291 6:07:05.448
	11:05:53	11:07:25	PIT 1:31.513 21:26.034

87	Akkodis ASP Team	Lexus RC F LMGT3	LMGT3
1 J. HAWKSWORTH	16:00:26	16:40:54	TRACK 40:27.675 40:27.675 40:27.675
J. HAWKSWORTH	16:40:54	16:42:13	PIT 1:19.086 40:27.675 41:46.761
2 J. HAWKSWORTH	16:42:13	17:27:02	TRACK 44:48.724 1:25:16.399 1:26:35.485
	17:27:02	17:28:37	PIT 1:35.472 1:35.472
3 E. MASSON	17:28:37	18:13:09	TRACK 44:32.364 44:32.364 44:32.364
E. MASSON	18:13:09	18:14:29	PIT 1:19.622 44:32.364 45:51.986
4 E. MASSON	18:14:29	18:56:37	TRACK 42:07.457 1:26:39.821 1:27:59.443
	18:56:37	18:58:17	PIT 1:40.629 3:16.101
5 T. KIMURA	18:58:17	19:45:59	TRACK 47:42.236 47:42.236 47:42.236
T. KIMURA	19:45:59	19:47:19	PIT 1:19.723 47:42.236 49:01.959
6 T. KIMURA	19:47:19	20:32:54	TRACK 45:34.613 1:33:16.849 1:34:36.572
T. KIMURA	20:32:54	20:34:28	PIT 1:33.827 1:33:16.849 1:36:10.399
7 T. KIMURA	20:34:28	21:20:52	TRACK 46:23.988 2:19:40.837 2:22:34.387
	21:20:52	21:22:27	PIT 1:35.080 4:51.181
8 J. HAWKSWORTH	21:22:27	22:12:15	TRACK 49:48.722 2:15:05.121 2:16:24.207
J. HAWKSWORTH	22:12:15	22:13:08	PIT 52.331 2:15:05.121 2:17:16.538
9 J. HAWKSWORTH	22:13:08	22:18:39	TRACK 5:31.283 2:20:36.404 2:22:47.821
J. HAWKSWORTH	22:18:39	22:19:50	PIT 1:10.655 2:20:36.404 2:23:58.476
10 J. HAWKSWORTH	22:19:50	00:19:06	TRACK 1:59:15.958 4:19:52.362 4:23:14.434
	00:19:06	00:20:40	PIT 1:34.636 6:25.817
11 E. MASSON	00:20:40	01:12:46	TRACK 52:05.580 2:18:45.401 2:20:05.023
E. MASSON	01:12:46	01:14:03	PIT 1:17.098 2:18:45.401 2:21:22.121
12 E. MASSON	01:14:03	01:51:37	TRACK 37:34.556 2:56:19.957 2:58:56.677
	01:51:37	01:53:09	PIT 1:32.024 7:57.841
13 T. KIMURA	01:53:09	02:38:55	TRACK 45:45.919 3:05:26.756 3:08:20.306
T. KIMURA	02:38:55	02:40:16	PIT 1:20.578 3:05:26.756 3:09:40.884
14 T. KIMURA	02:40:16	03:10:28	TRACK 30:11.827 3:35:38.583 3:39:52.711
	03:10:28	03:12:12	PIT 1:44.522 9:42.363
15 J. HAWKSWORTH	03:12:12	03:32:36	TRACK 20:23.435 4:40:15.797 4:43:37.869
J. HAWKSWORTH	03:32:36	03:33:08	PIT 32.263 4:40:15.797 4:44:10.132
16 J. HAWKSWORTH	03:33:08	03:55:00	TRACK 21:51.823 5:02:07.620 5:06:01.955
	03:55:00	03:59:00	PIT 4:00.020 13:42.383
17 T. KIMURA	03:59:00	06:42:15	TRACK 2:43:14.946 6:18:53.529 6:23:07.657
	06:42:15	06:46:42	PIT 4:27.066 18:09.449
18 J. HAWKSWORTH	06:46:42	08:11:48	TRACK 1:25:05.883 6:27:13.503 6:31:07.838
J. HAWKSWORTH	08:11:48	08:12:32	PIT 43.842 6:27:13.503 6:31:51.680
19 J. HAWKSWORTH	08:12:32	08:39:25	TRACK 26:53.859 6:54:07.362 6:58:45.539
J. HAWKSWORTH	08:39:25	08:41:00	PIT 1:34.079 6:54:07.362 7:00:19.611
20 J. HAWKSWORTH	08:41:00	09:32:46	TRACK 51:46.099 7:45:53.461 7:52:05.717





FIA WEC 92^o Edition des 24 Heures du Mans Race

Stints Analysis



Nr. Driver	Start	End	Type	Time	T.Track	T.Driver	Nr. Driver	Start	End	Track	Pit	Stint	T.Driver
J. HAWKSWORTH	09:32:46	09:34:02	PIT	1:16.715	7:45:53.461	7:53:22.432	20 D. OLSEN	08:40:35	09:22:20	TRACK	41:45.713	7:42:50.488	7:49:55.817
21 J. HAWKSWORTH	09:34:02	10:45:17	TRACK	1:11:14.360	8:57:07.821	9:04:36.792	D. OLSEN	09:22:20	09:23:29	PIT	1:09.200	7:42:50.488	7:51:05.017
	10:45:17	10:46:34	PIT	1:17.167		19:26.616	21 D. OLSEN	09:23:29	09:45:44	TRACK	22:14.060	8:05:04.548	8:13:19.077
22 E. MASSON	10:46:34	11:32:32	TRACK	45:58.569	3:42:18.526	3:44:55.246		09:45:44	09:49:11	PIT	3:27.909		14:16.917
E. MASSON	11:32:32	11:33:59	PIT	1:26.622	3:42:18.526	3:46:21.868	22 G. RODA	09:49:11	10:10:47	TRACK	21:35.884	6:00:56.707	6:04:52.556
23 E. MASSON	11:33:59	12:20:17	TRACK	46:17.848	4:28:36.374	4:32:39.716		10:10:47	10:14:09	PIT	3:21.689		17:38.606
E. MASSON	12:20:17	12:22:00	PIT	1:42.839	4:28:36.374	4:34:22.555	23 M. PEDERSEN	10:14:09	11:07:30	TRACK	53:20.589	4:25:14.549	4:31:13.259
24 E. MASSON	12:22:00	13:06:04	TRACK	44:04.189	5:12:40.563	5:18:26.744	M. PEDERSEN	11:07:30	11:08:45	PIT	1:15.312	4:25:14.549	4:32:28.571
	13:06:04	13:07:26	PIT	1:22.569		20:49.185	24 M. PEDERSEN	11:08:45	11:50:51	TRACK	42:06.079	5:07:20.628	5:14:34.650
25 J. HAWKSWORTH	13:07:26	13:37:37	TRACK	30:10.789	9:27:18.610	9:34:47.581		11:50:51	11:52:22	PIT	1:31.442		19:10.048
J. HAWKSWORTH	13:37:37	13:40:24	PIT	2:47.094	9:27:18.610	9:37:34.675	25 D. OLSEN	11:52:22	12:32:21	TRACK	39:59.013	8:45:03.561	8:53:18.090
26 J. HAWKSWORTH	13:40:24	13:52:49	TRACK	12:24.140	9:39:42.750	9:49:58.815	D. OLSEN	12:32:21	12:33:39	PIT	1:17.718	8:45:03.561	8:54:35.808
J. HAWKSWORTH	13:52:49	13:54:22	PIT	1:33.105	9:39:42.750	9:51:31.920	26 D. OLSEN	12:33:39	13:13:44	TRACK	40:04.991	9:25:08.552	9:34:40.799
27 J. HAWKSWORTH	13:54:22	14:43:05	TRACK	48:43.053	10:28:25.803	10:40:14.973		13:13:44	13:15:17	PIT	1:32.895		20:42.943
	14:43:05	14:44:25	PIT	1:20.044		22:09.229	27 M. PEDERSEN	13:15:17	13:56:11	TRACK	40:54.165	5:48:14.793	5:55:28.815
28 E. MASSON	14:44:25	15:33:48	TRACK	49:23.727	6:02:04.290	6:07:50.471	M. PEDERSEN	13:56:11	13:57:53	PIT	1:41.563	5:48:14.793	5:57:10.378
E. MASSON	15:33:48	15:34:54	PIT	1:05.455	6:02:04.290	6:08:55.926	28 M. PEDERSEN	13:57:53	14:46:53	TRACK	49:00.070	6:37:14.863	6:46:10.448
29 E. MASSON	15:34:54	16:06:51	TRACK	31:56.763	6:34:01.053	6:40:52.689		14:46:53	14:48:26	PIT	1:33.334		22:16.277

	T. Track	T. Pits	T. Time
T. KIMURA	6:18:53.529	4:14.128	6:23:07.657
Min:06:00:00-Max:14:00:00			
E. MASSON	6:34:01.053	6:51.636	6:40:52.689
Min:06:00:00-Max:14:00:00			
J. HAWKSWORTH	10:28:25.803	11:49.170	10:40:14.973
Min:01:00:00-Max:None			

	T. Track	T. Pits	T. Time
G. RODA	6:00:56.707	3:55.849	6:04:52.556
Min:06:00:00-Max:14:00:00			
M. PEDERSEN	6:37:14.863	8:55.585	6:46:10.448
Min:06:00:00-Max:14:00:00			
D. OLSEN	10:40:52.317	10:44.247	10:51:36.564
Min:01:00:00-Max:None			

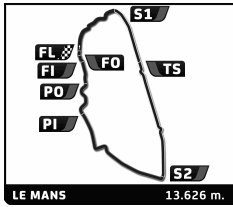
88 Proton Competition Ford Mustang LMG T3

Nr. Driver	Start	End	Type	Time	T.Track	T.Driver
1 D. OLSEN	16:00:26	16:40:48	TRACK	40:21.791	40:21.791	40:21.791
D. OLSEN	16:40:48	16:42:02	PIT	1:14.025	40:21.791	41:35.816
2 D. OLSEN	16:42:02	17:22:37	TRACK	40:34.876	1:20:56.667	1:22:10.692
D. OLSEN	17:22:37	17:23:52	PIT	1:15.457	1:20:56.667	1:23:26.147
3 D. OLSEN	17:23:52	17:44:05	TRACK	20:13.068	1:41:09.735	1:43:39.217
	17:44:05	17:45:31	PIT	1:25.264		1:25.264
4 M. PEDERSEN	17:45:31	17:58:26	TRACK	12:55.182	12:55.182	12:55.182
M. PEDERSEN	17:58:26	17:59:43	PIT	1:16.777	12:55.182	14:11.959
5 M. PEDERSEN	17:59:43	18:46:24	TRACK	46:41.311	59:36.493	1:00:53.270
M. PEDERSEN	18:46:24	18:47:42	PIT	1:17.990	59:36.493	1:02:11.260
6 M. PEDERSEN	18:47:42	19:28:42	TRACK	40:59.979	1:40:36.472	1:43:11.239
	19:28:42	19:30:16	PIT	1:34.116		2:59.380
7 G. RODA	19:30:16	20:12:40	TRACK	42:23.915	42:23.915	42:23.915
G. RODA	20:12:40	20:14:04	PIT	1:24.590	42:23.915	43:48.505
8 G. RODA	20:14:04	20:52:00	TRACK	37:55.807	1:20:19.722	1:21:44.312
G. RODA	20:52:00	20:53:12	PIT	1:11.620	1:20:19.722	1:22:55.932
9 G. RODA	20:53:12	21:33:58	TRACK	40:45.657	2:01:05.379	2:03:41.589
	21:33:58	21:35:28	PIT	1:30.910		4:30.290
10 D. OLSEN	21:35:28	22:27:37	TRACK	52:08.702	2:33:18.437	2:35:47.919
D. OLSEN	22:27:37	22:29:01	PIT	1:23.621	2:33:18.437	2:37:11.540
11 D. OLSEN	22:29:01	00:09:13	TRACK	1:40:11.763	4:13:30.200	4:17:23.303
D. OLSEN	00:09:13	00:10:51	PIT	1:38.250	4:13:30.200	4:19:01.553
12 D. OLSEN	00:10:51	00:58:17	TRACK	47:26.400	5:00:56.600	5:06:27.953
	00:58:17	00:59:47	PIT	1:30.056		6:00.346
13 M. PEDERSEN	00:59:47	01:43:54	TRACK	44:07.040	2:24:43.512	2:27:18.279
M. PEDERSEN	01:43:54	01:45:08	PIT	1:14.150	2:24:43.512	2:28:32.429
14 M. PEDERSEN	01:45:08	02:11:04	TRACK	25:55.798	2:50:39.310	2:54:28.227
M. PEDERSEN	02:11:04	02:12:30	PIT	1:25.626	2:50:39.310	2:55:53.853
15 M. PEDERSEN	02:12:30	02:20:32	TRACK	8:02.306	2:58:41.616	3:03:56.159
M. PEDERSEN	02:20:32	02:21:16	PIT	44.167	2:58:41.616	3:04:40.326
16 M. PEDERSEN	02:21:16	02:54:29	TRACK	33:12.344	3:31:53.960	3:37:52.670
	02:54:29	02:56:06	PIT	1:36.936		7:37.282
17 G. RODA	02:56:06	03:21:17	TRACK	25:10.953	2:26:16.332	2:28:52.542
G. RODA	03:21:17	03:22:36	PIT	1:19.639	2:26:16.332	2:28:52.181
18 G. RODA	03:22:36	06:35:41	TRACK	3:13:04.491	5:39:20.823	5:43:16.672
	06:35:41	06:38:52	PIT	3:11.726		10:49.008
19 D. OLSEN	06:38:52	08:39:01	TRACK	2:00:08.175	7:01:04.775	7:06:36.128
D. OLSEN	08:39:01	08:40:35	PIT	1:33.976	7:01:04.775	7:08:10.104

91 Manthey EMA Porsche 911 GT3 R LMG T3

Nr. Driver	Start	End	Type	Time	T.Track	T.Driver
1 Y. SHAHIN	16:00:26	16:41:01	TRACK	40:35.216	40:35.216	40:35.216
Y. SHAHIN	16:41:01	16:42:19	PIT	1:17.297	40:35.216	41:52.513
2 Y. SHAHIN	16:42:19	17:23:35	TRACK	41:16.865	1:21:52.081	1:23:09.378
	17:23:35	17:25:13	PIT	1:37.815		1:37.815
3 M. SCHURING	17:25:13	18:05:27	TRACK	40:13.655	40:13.655	40:13.655
M. SCHURING	18:05:27	18:06:44	PIT	1:16.660	40:13.655	41:30.315
4 M. SCHURING	18:06:44	18:28:40	TRACK	21:56.019	1:02:09.674	1:03:26.334
M. SCHURING	18:28:40	18:29:36	PIT	56.855	1:02:09.674	1:04:23.189
5 M. SCHURING	18:29:36	19:09:21	TRACK	39:44.223	1:41:53.897	1:44:07.412
	19:09:21	19:10:52	PIT	1:31.211		3:09.026
6 Y. SHAHIN	19:10:52	19:53:39	TRACK	42:46.945	2:04:39.026	2:05:56.323
Y. SHAHIN	19:53:39	19:54:55	PIT	1:16.422	2:04:39.026	2:07:12.745
7 Y. SHAHIN	19:54:55	20:15:03	TRACK	20:07.786	2:24:46.812	2:27:20.531
Y. SHAHIN	20:15:03	20:16:11	PIT	1:08.179	2:24:46.812	2:28:28.710
8 Y. SHAHIN	20:16:11	20:57:48	TRACK	41:36.746	3:06:23.558	3:10:05.456
Y. SHAHIN	20:57:48	20:59:04	PIT	1:16.375	3:06:23.558	3:11:21.831
9 Y. SHAHIN	20:59:04	21:39:37	TRACK	40:32.521	3:46:56.079	3:51:54.352
	21:39:37	21:41:07	PIT	1:30.344		4:39.370
10 R. LIETZ	21:41:07	22:33:41	TRACK	52:33.840	52:33.840	52:33.840
R. LIETZ	22:33:41	22:34:58	PIT	1:16.452	52:33.840	53:50.292
11 R. LIETZ	22:34:58	22:40:08	TRACK	5:10.715	57:44.555	59:01.007
R. LIETZ	22:40:08	22:43:41	PIT	3:32.600	57:44.555	1:02:33.607
12 R. LIETZ	22:43:41	00:40:10	TRACK	1:56:29.329	2:54:13.884	2:59:02.936
R. LIETZ	00:40:10	00:41:21	PIT	1:11.235	2:54:13.884	3:00:14.171
13 R. LIETZ	00:41:21	01:30:50	TRACK	49:28.569	3:43:42.453	3:49:42.740
	01:30:50	01:32:22	PIT	1:32.340		6:11.710
14 M. SCHURING	01:32:22	02:13:38	TRACK	41:16.068	2:23:09.965	2:25:23.480
M. SCHURING	02:13:38	02:14:54	PIT	1:15.549	2:23:09.965	2:26:39.029
15 M. SCHURING	02:14:54	02:55:36	TRACK	40:41.568	3:03:51.533	3:07:20.597
M. SCHURING	02:55:36	02:57:05	PIT	1:29.814	3:03:51.533	3:08:50.411
16 M. SCHURING	02:57:05	03:21:30	TRACK	24:25.006	3:28:16.539	3:33:15.417
M. SCHURING	03:21:30	03:22:39	PIT	1:08.912	3:28:16.539	3:34:24.329
17 M. SCHURING	03:22:39	03:50:35	TRACK	27:56.029	3:56:12.568	4:02:20.358
	03:50:35	03:53:41	PIT	3:05.343		9:17.053
18 Y. SHAHIN	03:53:41	07:20:41	TRACK	3:27:00.869	7:13:56.948	7:18:55.221





FIA WEC 92^o Edition des 24 Heures du Mans Race

Stints Analysis



Nr. Driver	Start	End	Type	Time	T.Track	T.Driver	Nr. Driver	Start	End	Track	Pit	Stint	T.Driver
19 R. LIETZ	07:20:41	07:23:24	PIT	2:42.785		11:59.838	18 J. STURM	03:11:21	03:50:34	TRACK	39:12.917	4:37:15.369	4:44:25.583
	07:23:24	08:47:29	TRACK	1:24:04.272	5:07:46.725	5:13:47.012		03:50:34	03:53:38	PIT	3:04.210		11:39.382
	08:47:29	08:48:58	PIT	1:29.292	5:07:46.725	5:15:16.304	19 A. MALYKHIN	03:53:38	07:03:42	TRACK	3:10:03.383	6:56:50.158	7:00:39.776
20 R. LIETZ	08:48:58	09:36:07	TRACK	47:08.846	5:54:55.571	6:02:25.150		07:03:42	07:06:31	PIT	2:49.757		14:29.139
	09:36:07	09:39:57	PIT	3:50.698	5:54:55.571	6:06:15.848	20 K. BACHLER	07:06:31	08:25:31	TRACK	1:18:59.138	4:21:12.638	4:25:29.954
21 R. LIETZ	09:39:57	11:06:49	TRACK	1:26:51.575	7:21:47.146	7:33:07.423		08:25:31	08:50:15	PIT	24:44.030	4:21:12.638	4:50:13.984
	11:06:49	11:08:20	PIT	1:31.062		13:30.900	21 K. BACHLER	08:50:15	09:43:39	TRACK	53:24.116	5:14:36.754	5:43:38.100
22 M. SCHURING	11:08:20	11:49:38	TRACK	41:18.122	4:37:30.690	4:43:38.480		09:43:39	09:46:28	PIT	2:49.207	5:14:36.754	5:46:27.307
	11:49:38	11:50:25	PIT	47.108	4:37:30.690	4:44:25.588	22 K. BACHLER	09:46:28	10:45:15	TRACK	58:47.402	6:13:24.156	6:45:14.709
23 M. SCHURING	11:50:25	11:54:20	TRACK	3:54.624	4:41:25.314	4:48:20.212		10:45:15	10:45:47	PIT	32.190	6:13:24.156	6:45:46.899
	11:54:20	11:55:30	PIT	1:10.300	4:41:25.314	4:49:30.512	23 K. BACHLER	10:45:47	10:51:26	TRACK	5:38.902	6:19:03.058	6:51:25.801
24 M. SCHURING	11:55:30	12:35:17	TRACK	39:47.062	5:21:12.376	5:29:17.574		10:51:26	10:52:28	PIT	1:02.077		15:31.216
	12:35:17	12:36:34	PIT	1:16.858	5:21:12.376	5:30:34.432	24 J. STURM	10:52:28	11:32:15	TRACK	39:46.525	5:17:01.894	5:24:12.108
25 M. SCHURING	12:36:34	13:16:26	TRACK	39:52.353	6:01:04.729	6:10:26.785		11:32:15	11:33:33	PIT	1:18.242	5:17:01.894	5:25:30.350
	13:16:26	13:17:58	PIT	1:31.790		15:02.690	25 J. STURM	11:33:33	12:11:25	TRACK	37:51.951	5:54:53.845	6:03:22.301
26 R. LIETZ	13:17:58	13:54:04	TRACK	36:05.527	7:57:52.673	8:09:12.950		12:11:25	12:12:52	PIT	1:26.712		16:57.928
	13:54:04	13:55:29	PIT	1:25.215	7:57:52.673	8:10:38.165	26 A. MALYKHIN	12:12:52	12:37:14	TRACK	24:22.451	7:21:12.609	7:25:02.227
27 R. LIETZ	13:55:29	14:39:05	TRACK	43:36.070	8:41:28.743	8:54:14.235		12:37:14	12:37:47	PIT	32.226	7:21:12.609	7:25:34.453
	14:39:05	14:40:20	PIT	1:15.011	8:41:28.743	8:55:29.246	27 A. MALYKHIN	12:37:47	12:53:53	TRACK	16:06.705	7:37:19.314	7:41:41.158
28 R. LIETZ	14:40:20	15:24:26	TRACK	44:05.930	9:25:34.673	9:39:35.176		12:53:53	12:55:09	PIT	1:16.182	7:37:19.314	7:42:57.340
	15:24:26	15:25:41	PIT	1:15.238	9:25:34.673	9:40:50.414	28 A. MALYKHIN	12:55:09	13:35:20	TRACK	40:10.821	8:17:30.135	8:23:08.161
29 R. LIETZ	15:25:41	16:06:16	TRACK	40:35.120	10:06:09.793	10:21:25.534		13:35:20	13:36:52	PIT	1:31.473	8:17:30.135	8:24:39.634

	T. Track	T. Pits	T. Time
Y. SHAHIN	7:13:56.948	4:58.273	7:18:55.221
Min:06:00:00-Max:14:00:00			
M. SCHURING	6:01:04.729	9:22.056	6:10:26.785
Min:06:00:00-Max:14:00:00			
R. LIETZ	10:06:09.793	15:15.741	10:21:25.534
Min:01:00:00-Max:None			

92 Manthey PureRxcing Porsche 911 GT3 R LMG3

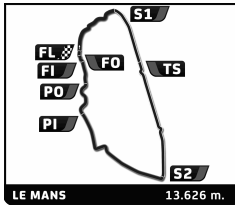
Nr. Driver	Start	End	Type	Time	T.Track	T.Driver
1 A. MALYKHIN	16:00:26	16:40:55	TRACK	40:29.196	40:29.196	40:29.196
	16:40:55	16:42:14	PIT	1:18.714	40:29.196	41:47.910
2 A. MALYKHIN	16:42:14	17:23:05	TRACK	40:50.531	1:21:19.727	1:22:38.441
	17:23:05	17:24:20	PIT	1:15.097	1:21:19.727	1:23:53.538
3 A. MALYKHIN	17:24:20	17:44:34	TRACK	20:14.239	1:41:33.966	1:44:07.777
	17:44:34	17:45:45	PIT	1:11.444		1:11.444
4 K. BACHLER	17:45:45	17:54:17	TRACK	8:31.701	8:31.701	8:31.701
	17:54:17	17:55:17	PIT	59.566	8:31.701	9:31.267
5 K. BACHLER	17:55:17	18:37:35	TRACK	42:17.971	50:49.672	51:49.238
	18:37:35	18:38:50	PIT	1:15.377		2:26.821
6 A. MALYKHIN	18:38:50	19:19:05	TRACK	40:15.243	2:21:49.209	2:24:23.020
	19:19:05	19:20:21	PIT	1:15.807	2:21:49.209	2:25:38.827
7 A. MALYKHIN	19:20:21	20:02:59	TRACK	42:38.152	3:04:27.361	3:08:16.979
	20:02:59	20:04:27	PIT	1:28.294		3:55.115
8 J. STURM	20:04:27	20:44:20	TRACK	39:53.065	39:53.065	39:53.065
	20:44:20	20:45:37	PIT	1:16.346	39:53.065	41:09.411
9 J. STURM	20:45:37	21:26:33	TRACK	40:56.124	1:20:49.189	1:22:05.535
	21:26:33	21:27:50	PIT	1:16.538	1:20:49.189	1:23:22.073
10 J. STURM	21:27:50	22:19:00	TRACK	51:10.960	2:12:00.149	2:14:33.033
	22:19:00	22:20:36	PIT	1:35.953	2:12:00.149	2:16:08.986
11 J. STURM	22:20:36	22:43:08	TRACK	22:31.318	2:34:31.467	2:38:40.304
	22:43:08	22:46:09	PIT	3:01.377	2:34:31.467	2:41:41.681
12 J. STURM	22:46:09	00:09:40	TRACK	1:23:30.985	3:58:02.452	4:05:12.666
	00:09:40	00:11:00	PIT	1:19.510		5:14.625
13 K. BACHLER	00:11:00	00:58:06	TRACK	47:06.790	1:37:56.462	1:38:56.028
	00:58:06	00:59:37	PIT	1:30.346	1:37:56.462	1:40:26.374
14 K. BACHLER	00:59:37	01:35:06	TRACK	35:28.966	2:13:25.428	2:15:55.340
	01:35:06	01:35:38	PIT	32.196	2:13:25.428	2:16:27.536
15 K. BACHLER	01:35:38	01:43:32	TRACK	7:54.353	2:21:19.781	2:24:21.889
	01:43:32	01:44:47	PIT	1:15.208	2:21:19.781	2:25:37.097
16 K. BACHLER	01:44:47	02:25:41	TRACK	40:53.719	3:02:13.500	3:06:30.816
	02:25:41	02:27:12	PIT	1:30.470		6:45.095
17 A. MALYKHIN	02:27:12	03:09:31	TRACK	42:19.414	3:46:46.775	3:50:36.393
	03:09:31	03:11:21	PIT	1:50.077		8:35.172

	T. Track	T. Pits	T. Time
A. MALYKHIN	8:34:13.118	7:09.499	8:41:22.617
Min:06:00:00-Max:14:00:00			
J. STURM	7:22:43.875	9:44.286	7:32:28.161
Min:06:00:00-Max:14:00:00			
K. BACHLER	6:50:17.924	32:22.743	7:22:40.667
Min:01:00:00-Max:None			

93 Peugeot TotalEnergies Peugeot 9X8

Nr. Driver	Start	End	Type	Time	T.Track	T.Driver
1 N. MÜLLER	16:00:26	16:39:45	TRACK	39:18.825	39:18.825	39:18.825
	16:39:45	16:40:56	PIT	1:11.450	39:18.825	40:30.275
2 N. MÜLLER	16:40:56	17:23:54	TRACK	42:57.199	1:22:16.024	1:23:27.474
	17:23:54	17:25:20	PIT	1:26.915	1:22:16.024	1:24:54.389
3 N. MÜLLER	17:25:20	17:47:26	TRACK	22:05.487	1:44:21.511	1:46:59.876
	17:47:26	17:48:35	PIT	1:08.939		1:08.939
4 M. JENSEN	17:48:35	17:56:08	TRACK	7:33.453	7:33.453	7:33.453
	17:56:08	17:57:11	PIT	1:02.907	7:33.453	8:36.360
5 M. JENSEN	17:57:11	18:43:03	TRACK	45:51.348	53:24.801	54:27.708
	18:43:03	18:44:17	PIT	1:14.325	53:24.801	55:42.033
6 M. JENSEN	18:44:17	19:27:56	TRACK	43:38.967	1:37:03.768	1:39:21.000
	19:27:56	19:29:10	PIT	1:14.200	1:37:03.768	1:40:35.200
7 M. JENSEN	19:29:10	19:32:40	TRACK	3:30.039	1:40:33.807	1:44:05.239
	19:32:40	19:33:12	PIT	32.032	1:40:33.807	1:44:37.271
8 M. JENSEN	19:33:12	20:13:57	TRACK	40:44.851	2:21:18.658	2:25:22.122
	20:13:57	20:15:25	PIT	1:28.458		2:37.397
9 J. VERGNE	20:15:25	20:59:27	TRACK	44:01.266	44:01.266	44:01.266
	20:59:27	21:00:42	PIT	1:15.347	44:01.266	45:16.613
10 J. VERGNE	21:00:42	21:39:52	TRACK	39:09.777	1:23:11.043	1:24:26.390
	21:39:52	21:41:11	PIT	1:18.848	1:23:11.043	1:25:45.238
11 J. VERGNE	21:41:11	21:59:22	TRACK	18:11.395	1:41:22.438	1:43:56.633
	21:59:22	22:00:34	PIT	1:11.598		3:48.995
12 N. MÜLLER	22:00:34	22:19:39	TRACK	19:05.606	2:03:27.117	2:06:05.482
	22:19:39	22:20:11	PIT	32.107	2:03:27.117	2:06:37.589
13 N. MÜLLER	22:20:11	22:23:56	TRACK	3:44.625	2:07:11.742	2:10:22.214
	22:23:56	22:24:58	PIT	1:01.669	2:07:11.742	2:11:23.883
14 N. MÜLLER	22:24:58	00:10:00	TRACK	1:45:02.287	3:52:14.029	3:56:26.170





FIA WEC 92° Edition des 24 Heures du Mans Race

Stints Analysis

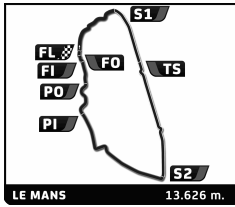


Main table with columns: Nr. Driver, Start, End, Type, Time, T.Track, T.Driver, Nr. Driver, Start, End, Track, Pit, Stint, T.Driver. Includes summary table for J. VERGNE, M. JENSEN, N. MÜLLER.

Table for Peugeot TotalEnergies Peugeot 9X8 HYPERCAR - H, listing driver stints and times.

Table for United Autosports McLaren 720S LMG3 Evo, listing driver stints and times.





FIA WEC 92^e Edition des 24 Heures du Mans Race



Stints Analysis

Nr. Driver	Start	End	Type	Time	T.Track	T.Driver	Nr. Driver	Start	End	Track	Pit	Stint	T.Driver
H. HAMAGUCHI	21:20:11	21:21:27	PIT	1:16.807	1:53:25.204	1:56:00.050							
10 H. HAMAGUCHI	21:21:27	22:02:12	TRACK	40:44.992	2:34:10.196	2:36:45.042	17 H. TINCKNELL	02:38:57	02:40:37	PIT	1:40.007	7:31.490	
	22:02:12	22:03:39	PIT	1:26.888		5:50.497	H. TINCKNELL	02:40:37	03:18:20	TRACK	37:43.830	1:59:52.192	2:01:08.024
11 M. SATO	22:03:39	22:28:39	TRACK	24:59.947	1:38:11.318	1:39:21.373	18 H. TINCKNELL	03:18:20	03:19:43	PIT	1:22.028	1:59:52.192	2:02:30.052
M. SATO	22:28:39	22:30:09	PIT	1:30.068		1:40:51.441		03:19:43	06:12:58	TRACK	2:53:15.928	4:53:08.120	4:55:45.980
12 M. SATO	22:30:09	00:19:33	TRACK	1:49:23.642	3:27:34.960	3:30:15.083		06:12:58	06:17:23	PIT	4:24.550	11:56.040	
M. SATO	00:19:33	00:20:42	PIT	1:09.292		3:27:34.960	19 N. JANI	06:17:23	08:48:12	TRACK	2:30:49.281	7:41:31.300	8:02:53.436
13 M. SATO	00:20:42	01:13:16	TRACK	52:34.070	4:20:09.030	4:23:58.445	N. JANI	08:48:12	08:49:28	PIT	1:15.916	7:41:31.300	8:04:09.352
	01:13:16	01:14:38	PIT	1:21.189		7:11.686	20 N. JANI	08:49:28	09:16:39	TRACK	27:10.506	8:08:41.806	8:31:19.858
14 N. PINO	01:14:38	01:56:47	TRACK	42:09.438	2:45:20.855	2:48:25.681	N. JANI	09:16:39	09:17:53	PIT	1:14.148	8:08:41.806	8:32:34.006
N. PINO	01:56:47	01:58:19	PIT	1:32.256		2:45:20.855	21 N. JANI	09:17:53	09:58:38	TRACK	40:45.116	8:49:26.922	9:13:19.122
15 N. PINO	01:58:19	02:27:08	TRACK	28:49.248	3:14:10.103	3:18:47.185		09:58:38	10:01:21	PIT	2:42.673	14:38.713	
N. PINO	02:27:08	02:30:17	PIT	3:08.517		3:21:55.702	22 J. ANDLAUER	10:01:21	11:10:30	TRACK	1:09:09.405	4:39:28.290	4:46:20.125
16 N. PINO	02:30:17	03:07:34	TRACK	37:16.528	3:51:26.631	3:59:12.230	J. ANDLAUER	11:10:30	11:11:44	PIT	1:14.396	4:39:28.290	4:47:34.521
N. PINO	03:07:34	03:09:40	PIT	2:06.630		3:51:26.631	23 J. ANDLAUER	11:11:44	11:56:09	TRACK	44:24.775	5:23:53.065	5:31:59.296
17 N. PINO	03:09:40	05:15:02	TRACK	2:05:21.658	5:56:48.289	6:06:40.518		11:56:09	11:57:43	PIT	1:33.484	16:12.197	
	05:15:02	05:19:29	PIT	4:26.936		11:38.622	24 H. TINCKNELL	11:57:43	12:10:54	TRACK	13:11.037	5:06:19.157	5:08:57.017
18 H. HAMAGUCHI	05:19:29	08:25:32	TRACK	3:06:03.042	5:40:13.238	5:42:48.084	H. TINCKNELL	12:10:54	15:36:51	PIT	3:25:56.934	5:06:19.157	8:34:53.951
H. HAMAGUCHI	08:25:32	08:27:06	PIT	1:34.307		5:44:22.391	25 H. TINCKNELL	15:36:51	16:06:02	TRACK	29:11.419	5:35:30.576	9:04:05.370
19 H. HAMAGUCHI	08:27:06	09:11:50	TRACK	44:44.368	6:24:57.606	6:29:06.759							
	09:11:50	09:13:29	PIT	1:38.761		13:17.383							
20 M. SATO	09:13:29	09:45:43	TRACK	32:13.362	4:52:22.392	4:56:11.807							
M. SATO	09:45:43	09:49:08	PIT	3:25.343		4:52:22.392							
21 M. SATO	09:49:08	11:07:18	TRACK	1:18:10.436	6:10:32.828	6:17:47.586							
M. SATO	11:07:18	16:02:22	PIT	4:55:03.609		6:10:32.828							

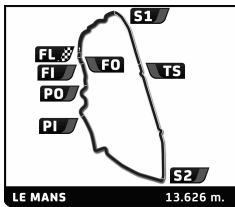
	T. Track	T. Pits	T. Time
H. HAMAGUCHI	6:24:57.606	4:09.153	6:29:06.759
Min:06:00:00-Max:14:00:00			
N. PINO	5:56:48.289	9:52.229	6:06:40.518
Min:06:00:00-Max:14:00:00		00:03:11.711 below Min	
M. SATO	6:10:32.828	5:02:18.367	11:12:51.195
Min:01:00:00-Max:None			

	T. Track	T. Pits	T. Time
N. JANI	8:49:26.922	23:52.200	9:13:19.122
Min:01:00:00-Max:None			
H. TINCKNELL	5:35:30.576	3:28:34.794	9:04:05.370
Min:01:00:00-Max:None			
J. ANDLAUER	5:23:53.065	8:06.231	5:31:59.296
Min:01:00:00-Max:None			

99	Proton Competition	HYPERCAR - H				
Porsche 963						
1 N. JANI	16:00:26	16:43:14	TRACK	42:47.874	42:47.874	42:47.874
N. JANI	16:43:14	16:44:29	PIT	1:15.013	42:47.874	44:02.887
2 N. JANI	16:44:29	16:48:00	TRACK	3:30.991	46:18.865	47:33.878
N. JANI	16:48:00	16:54:27	PIT	6:26.810	46:18.865	54:00.688
3 N. JANI	16:54:27	17:01:49	TRACK	7:22.616	53:41.481	1:01:23.304
N. JANI	17:01:49	17:06:04	PIT	4:14.433	53:41.481	1:05:37.737
4 N. JANI	17:06:04	17:49:12	TRACK	43:07.965	1:36:49.446	1:48:45.702
N. JANI	17:49:12	17:50:28	PIT	1:15.885	1:36:49.446	1:50:01.587
5 N. JANI	17:50:28	18:25:05	TRACK	34:37.309	2:11:26.755	2:24:38.896
	18:25:05	18:26:26	PIT	1:20.746		1:20.746
6 J. ANDLAUER	18:26:26	18:58:42	TRACK	32:16.242	32:16.242	32:16.242
J. ANDLAUER	18:58:42	19:03:02	PIT	4:20.007	32:16.242	36:36.249
7 J. ANDLAUER	19:03:02	19:48:11	TRACK	45:08.813	1:17:25.055	1:21:45.062
J. ANDLAUER	19:48:11	19:49:26	PIT	1:15.488	1:17:25.055	1:23:00.550
8 J. ANDLAUER	19:49:26	20:31:53	TRACK	42:26.353	1:59:51.408	2:05:26.903
	20:31:53	20:33:24	PIT	1:31.188		2:51.934
9 H. TINCKNELL	20:33:24	21:17:23	TRACK	43:59.098	43:59.098	43:59.098
H. TINCKNELL	21:17:23	21:18:39	PIT	1:15.832	43:59.098	45:14.930
10 H. TINCKNELL	21:18:39	21:56:48	TRACK	38:09.264	1:22:08.362	1:23:24.194
	21:56:48	21:58:17	PIT	1:28.484		4:20.418
11 N. JANI	21:58:17	22:17:48	TRACK	19:30.999	2:30:57.754	2:44:09.895
N. JANI	22:17:48	22:21:31	PIT	3:43.009	2:30:57.754	2:47:52.904
12 N. JANI	22:21:31	22:43:07	TRACK	21:36.660	2:52:34.414	3:09:29.564
N. JANI	22:43:07	22:46:02	PIT	2:55.251	2:52:34.414	3:12:24.815
13 N. JANI	22:46:02	00:09:35	TRACK	1:23:32.934	4:16:07.348	4:35:57.749
N. JANI	00:09:35	00:11:07	PIT	1:31.735	4:16:07.348	4:37:29.484
14 N. JANI	00:11:07	01:05:42	TRACK	54:34.671	5:10:42.019	5:32:04.155
	01:05:42	01:07:13	PIT	1:31.065		5:51.483
15 J. ANDLAUER	01:07:13	01:58:47	TRACK	51:34.170	2:51:25.578	2:57:01.073
J. ANDLAUER	01:58:47	02:00:03	PIT	1:16.340	2:51:25.578	2:58:17.413
16 J. ANDLAUER	02:00:03	02:38:57	TRACK	38:53.307	3:30:18.885	3:37:10.720

155	Spirit of Race	LMGT3				
Ferrari 296 LMGT3						
1 J. LAURSEN	16:00:26	16:41:37	TRACK	41:11.107	41:11.107	41:11.107
J. LAURSEN	16:41:37	16:42:54	PIT	1:16.552	41:11.107	42:27.659
2 J. LAURSEN	16:42:54	17:20:04	TRACK	37:09.818	1:18:20.925	1:19:37.477
J. LAURSEN	17:20:04	17:21:18	PIT	1:14.385	1:18:20.925	1:20:51.862
3 J. LAURSEN	17:21:18	17:46:05	TRACK	24:47.036	1:43:07.961	1:45:38.898
	17:46:05	17:47:22	PIT	1:17.494		1:17.494
4 C. LAURSEN	17:47:22	18:00:14	TRACK	12:51.706	12:51.706	12:51.706
C. LAURSEN	18:00:14	18:01:18	PIT	1:03.757	12:51.706	13:55.463
5 C. LAURSEN	18:01:18	18:43:42	TRACK	42:24.467	55:16.173	56:19.930
C. LAURSEN	18:43:42	18:44:58	PIT	1:15.584	55:16.173	57:35.514
6 C. LAURSEN	18:44:58	19:25:05	TRACK	40:06.746	1:35:22.919	1:37:42.260
C. LAURSEN	19:25:05	19:26:21	PIT	1:16.474	1:35:22.919	1:38:58.734
7 C. LAURSEN	19:26:21	20:07:53	TRACK	41:31.692	2:16:54.611	2:20:30.426
C. LAURSEN	20:07:53	20:09:23	PIT	1:29.917	2:16:54.611	2:22:00.343
8 C. LAURSEN	20:09:23	20:50:26	TRACK	41:02.849	2:57:57.460	3:03:03.192
	20:50:26	20:52:26	PIT	2:00.619		3:18.113
9 J. LAURSEN	20:52:26	21:33:32	TRACK	41:05.376	2:24:13.337	2:26:44.274
J. LAURSEN	21:33:32	21:34:48	PIT	1:15.848	2:24:13.337	2:28:00.122
10 J. LAURSEN	21:34:48	22:32:51	TRACK	58:03.223	3:22:16.560	3:26:03.345
J. LAURSEN	22:32:51	22:34:08	PIT	1:17.287	3:22:16.560	3:27:20.632
11 J. LAURSEN	22:34:08	00:09:33	TRACK	1:35:25.065	4:57:41.625	5:02:45.697
	00:09:33	00:11:30	PIT	1:56.418		5:14.531
12 J. TAYLOR	00:11:30	01:03:39	TRACK	52:09.738	52:09.738	52:09.738
J. TAYLOR	01:03:39	01:05:18	PIT	1:38.984	52:09.738	53:48.722
13 J. TAYLOR	01:05:18	01:55:25	TRACK	50:07.092	1:42:16.830	1:43:55.814
J. TAYLOR	01:55:25	01:57:30	PIT	2:04.821	1:42:16.830	1:46:00.635
14 J. TAYLOR	01:57:30	02:37:51	TRACK	40:20.823	2:22:37.653	2:26:21.458
J. TAYLOR	02:37:51	02:39:11	PIT	1:20.504	2:22:37.653	2:27:41.962
15 J. TAYLOR	02:39:11	03:08:15	TRACK	29:03.578	2:51:41.231	2:56:45.540
	03:08:15	03:09:35	PIT	1:19.887		6:34.418
16 C. LAURSEN	03:09:35	03:55:05	TRACK	45:29.615	3:43:27.075	3:48:32.807
C. LAURSEN	03:55:05	03:58:57	PIT	3:52.655	3:43:27.075	3:52:25.462
17 C. LAURSEN	03:58:57	06:32:24	TRACK	2:33:27.064	6:16:54.139	6:25:52.526
	06:32:24	06:37:03	PIT	4:39.200		11:13.618
18 J. LAURSEN	06:37:03	07:44:12	TRACK	1:07:08.661	6:04:50.286	6:09:54.358
	07:44:12	07:46:28	PIT	2:15.707		13:29.325
19 J. TAYLOR	07:46:28	08:52:06	TRACK	1:05:38.091	3:57:19.322	4:02:23.631
J. TAYLOR	08:52:06	08:53:38	PIT	1:31.673	3:57:19.322	4:03:55.304





FIA WEC 92^e Edition des 24 Heures du Mans Race

Stints Analysis



Nr. Driver	Start	End	Type	Time	T.Track	T.Driver	Nr. Driver	Start	End	Track	Pit	Stint	T.Driver
20 J. TAYLOR	08:53:38	10:27:49	TRACK	1:34:11.259	5:31:30.581	5:38:06.563		07:20:48	07:23:31	PIT	2:42.563		19:17.707
J. TAYLOR	10:27:49	10:28:37	PIT	47.926	5:31:30.581	5:38:54.489	20 B. BARNICOAT	07:23:31	08:45:21	TRACK	1:21:50.030	4:26:23.898	4:29:20.306
21 J. TAYLOR	10:28:37	10:33:47	TRACK	5:10.046	5:36:40.627	5:44:04.535	B. BARNICOAT	08:45:21	08:47:18	PIT	1:56.689	4:26:23.898	4:31:16.995
J. TAYLOR	10:33:47	10:35:02	PIT	1:15.060	5:36:40.627	5:45:19.595	21 B. BARNICOAT	08:47:18	09:15:57	TRACK	28:39.456	4:55:03.354	4:59:56.451
22 J. TAYLOR	10:35:02	11:16:59	TRACK	41:57.403	6:18:38.030	6:27:16.998	B. BARNICOAT	09:15:57	09:17:20	PIT	1:23.136	4:55:03.354	5:01:19.587
	11:16:59	11:18:29	PIT	1:29.368		14:58.693	22 B. BARNICOAT	09:17:20	10:05:55	TRACK	48:34.846	5:43:38.200	5:49:54.433
23 C. LAURSEN	11:18:29	11:56:30	TRACK	38:01.186	6:54:55.325	7:03:53.712		10:05:55	10:08:45	PIT	2:49.923		22:07.630
C. LAURSEN	11:56:30	11:57:58	PIT	1:27.877	6:54:55.325	7:05:21.589	23 N. VARRONE	10:08:45	11:08:42	TRACK	59:57.326	5:44:24.163	5:51:07.475
24 C. LAURSEN	11:57:58	12:37:51	TRACK	39:53.631	7:34:48.956	7:45:15.220	N. VARRONE	11:08:42	11:10:29	PIT	1:46.307	5:44:24.163	5:52:53.782
C. LAURSEN	12:37:51	12:39:27	PIT	1:35.735	7:34:48.956	7:46:50.955	24 N. VARRONE	11:10:29	11:53:02	TRACK	42:33.828	6:26:57.991	6:35:27.610
25 C. LAURSEN	12:39:27	13:19:18	TRACK	39:50.721	8:14:39.677	8:26:41.676	N. VARRONE	11:53:02	11:54:36	PIT	1:33.389	6:26:57.991	6:37:00.999
C. LAURSEN	13:19:18	13:20:34	PIT	1:15.868	8:14:39.677	8:27:57.544	25 N. VARRONE	11:54:36	12:35:15	TRACK	40:39.458	7:07:37.449	7:17:40.457
26 C. LAURSEN	13:20:34	13:52:44	TRACK	32:10.597	8:46:50.274	9:00:08.141		12:35:15	12:36:55	PIT	1:39.709		23:47.339
C. LAURSEN	13:52:44	13:54:09	PIT	1:24.778	8:46:50.274	9:01:32.919	26 B. BARNICOAT	12:36:55	13:17:40	TRACK	40:45.257	6:24:23.457	6:30:39.690
27 C. LAURSEN	13:54:09	14:37:45	TRACK	43:36.014	9:30:26.288	9:45:08.933	B. BARNICOAT	13:17:40	13:19:06	PIT	1:25.556	6:24:23.457	6:32:05.246
	14:37:45	14:39:03	PIT	1:17.781		16:16.474	27 B. BARNICOAT	13:19:06	13:52:36	TRACK	33:30.380	6:57:53.837	7:05:35.626
28 J. TAYLOR	14:39:03	15:23:35	TRACK	44:32.436	7:03:10.466	7:11:49.434	B. BARNICOAT	13:52:36	13:54:10	PIT	1:33.448	6:57:53.837	7:07:09.074
J. TAYLOR	15:23:35	15:24:52	PIT	1:16.566	7:03:10.466	7:13:06.000	28 B. BARNICOAT	13:54:10	14:39:22	TRACK	45:11.998	7:43:05.835	7:52:21.072
29 J. TAYLOR	15:24:52	16:05:07	TRACK	40:14.844	7:43:25.310	7:53:20.844		14:39:22	14:41:09	PIT	1:47.793		25:35.132

	T. Track	T. Pits	T. Time
J. LAURSEN	6:04:50.286	5:04.072	6:09:54.358
Min:06:00:00-Max:14:00:00			
C. LAURSEN	9:30:26.288	14:42.645	9:45:08.933
Min:06:00:00-Max:14:00:00			
J. TAYLOR	7:43:25.310	9:55.534	7:53:20.844
Min:01:00:00-Max:None			

	T. Track	T. Pits	T. Time
F. PERRODO	7:00:58.658	4:07.933	7:05:06.591
Min:06:00:00-Max:14:00:00			
B. BARNICOAT	7:43:05.835	9:15.237	7:52:21.072
Min:01:00:00-Max:None			
N. VARRONE	8:31:13.400	11:40.731	8:42:54.131
Min:01:00:00-Max:None			

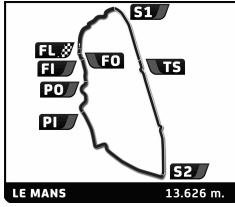
183 AF Corse Oreca 07 - Gibson LMP2 - P/A

1 B. BARNICOAT	16:00:26	16:33:38	TRACK	33:11.647	33:11.647	33:11.647
	16:33:38	16:35:09	PIT	1:31.023		1:31.023
2 F. PERRODO	16:35:09	17:17:30	TRACK	42:21.527	42:21.527	42:21.527
F. PERRODO	17:17:30	17:18:53	PIT	1:22.723	42:21.527	43:44.250
3 F. PERRODO	17:18:53	17:45:41	TRACK	26:48.238	1:09:09.765	1:10:32.488
	17:45:41	17:47:04	PIT	1:23.202		2:54.225
4 N. VARRONE	17:47:04	17:54:58	TRACK	7:53.819	7:53.819	7:53.819
N. VARRONE	17:54:58	17:56:04	PIT	1:06.196	7:53.819	9:00.015
5 N. VARRONE	17:56:04	18:23:40	TRACK	27:35.870	35:29.689	36:35.885
N. VARRONE	18:23:40	18:24:47	PIT	1:06.606	35:29.689	37:42.491
6 N. VARRONE	18:24:47	19:06:06	TRACK	41:18.764	1:16:48.453	1:19:01.255
N. VARRONE	19:06:06	19:07:30	PIT	1:24.141	1:16:48.453	1:20:25.396
7 N. VARRONE	19:07:30	19:50:37	TRACK	43:07.011	1:59:55.464	2:03:32.407
	19:50:37	19:52:18	PIT	1:40.669		4:34.894
8 F. PERRODO	19:52:18	20:34:04	TRACK	41:46.570	1:50:56.335	1:52:19.058
F. PERRODO	20:34:04	20:35:27	PIT	1:22.896	1:50:56.335	1:53:41.954
9 F. PERRODO	20:35:27	21:18:16	TRACK	42:49.332	2:33:45.667	2:36:31.286
F. PERRODO	21:18:16	21:19:39	PIT	1:22.314	2:33:45.667	2:37:53.600
10 F. PERRODO	21:19:39	21:55:58	TRACK	36:19.380	3:10:05.047	3:14:12.980
	21:55:58	21:57:29	PIT	1:31.142		6:06.036
11 B. BARNICOAT	21:57:29	22:25:16	TRACK	27:47.190	1:00:58.837	1:00:58.837
B. BARNICOAT	22:25:16	22:26:34	PIT	1:17.292	1:00:58.837	1:02:16.129
12 B. BARNICOAT	22:26:34	23:00:22	TRACK	33:48.125	1:34:46.962	1:36:04.254
	23:00:22	23:02:53	PIT	2:31.289		8:37.325
13 F. PERRODO	23:02:53	00:10:03	TRACK	1:07:10.243	4:17:15.290	4:21:23.223
	00:10:03	00:11:54	PIT	1:50.640		10:27.965
14 B. BARNICOAT	00:11:54	00:57:04	TRACK	45:09.952	2:19:56.914	2:21:14.206
B. BARNICOAT	00:57:04	00:58:43	PIT	1:39.116	2:19:56.914	2:22:53.322
15 B. BARNICOAT	00:58:43	01:43:20	TRACK	44:36.954	3:04:33.868	3:07:30.276
	01:43:20	01:44:44	PIT	1:23.530		1:51.495
16 N. VARRONE	01:44:44	02:25:55	TRACK	41:11.812	2:41:07.276	2:44:44.219
N. VARRONE	02:25:55	02:27:21	PIT	1:26.162	2:41:07.276	2:46:10.381
17 N. VARRONE	02:27:21	03:09:49	TRACK	42:27.156	3:23:34.432	3:28:37.537
N. VARRONE	03:09:49	03:11:29	PIT	1:40.207	3:23:34.432	3:30:17.744
18 N. VARRONE	03:11:29	04:32:21	TRACK	1:20:52.405	4:44:26.837	4:51:10.149
	04:32:21	04:37:05	PIT	4:43.649		16:35.144
19 F. PERRODO	04:37:05	07:20:48	TRACK	2:43:43.368	7:00:58.658	7:05:06.591

311 Whelen Cadillac Racing Cadillac V-Series.R HYPERCAR - H

1 L. DERANI	16:00:26	16:36:09	TRACK	35:42.531	35:42.531	35:42.531
L. DERANI	16:36:09	16:37:17	PIT	1:08.280	35:42.531	36:50.811
2 L. DERANI	16:37:17	17:20:07	TRACK	42:49.719	1:18:32.250	1:19:40.530
L. DERANI	17:20:07	17:21:20	PIT	1:13.641	1:18:32.250	1:20:54.171
3 L. DERANI	17:21:20	17:42:55	TRACK	21:34.350	1:40:06.600	1:42:28.521
	17:42:55	17:44:05	PIT	1:10.631		1:10.631
4 J. AITKEN	17:44:05	17:55:51	TRACK	11:46.095	11:46.095	11:46.095
J. AITKEN	17:55:51	17:56:52	PIT	1:00.602	11:46.095	12:46.697
5 J. AITKEN	17:56:52	18:27:51	TRACK	30:59.354	42:45.449	43:46.051
J. AITKEN	18:27:51	18:28:51	PIT	1:00.003	42:45.449	44:46.054
6 J. AITKEN	18:28:51	19:11:19	TRACK	42:27.733	1:25:13.182	1:27:13.787
J. AITKEN	19:11:19	19:12:33	PIT	1:13.985	1:25:13.182	1:28:27.772
7 J. AITKEN	19:12:33	19:57:30	TRACK	44:57.150	2:10:10.332	2:13:24.922
	19:57:30	19:58:59	PIT	1:28.987		2:39.618
8 F. DRUGOVICH	19:58:59	20:41:41	TRACK	42:42.085	42:42.085	42:42.085
F. DRUGOVICH	20:41:41	20:42:56	PIT	1:14.291	42:42.085	43:56.376
9 F. DRUGOVICH	20:42:56	21:26:42	TRACK	43:46.408	1:26:28.493	1:27:42.784
F. DRUGOVICH	21:26:42	21:27:56	PIT	1:13.681	1:26:28.493	1:28:56.465
10 F. DRUGOVICH	21:27:56	21:59:41	TRACK	31:45.840	1:58:14.333	2:00:42.305
	21:59:41	22:01:00	PIT	1:18.811		3:58.429
11 L. DERANI	22:01:00	22:27:50	TRACK	26:49.620	2:06:56.220	2:09:18.141
L. DERANI	22:27:50	22:29:00	PIT	1:10.322	2:06:56.220	2:10:28.463
12 L. DERANI	22:29:00	00:39:44	TRACK	2:10:44.159	4:17:40.379	4:21:12.622
L. DERANI	00:39:44	00:40:56	PIT	1:11.422	4:17:40.379	4:22:24.044
13 L. DERANI	00:40:56	01:26:47	TRACK	45:51.115	5:03:31.494	5:08:15.159
L. DERANI	01:26:47	01:27:19	PIT	32.067	5:03:31.494	5:08:47.226
14 L. DERANI	01:27:19	01:31:25	TRACK	4:06.477	5:07:37.971	5:12:53.703
	01:31:25	01:32:53	PIT	1:27.075		5:25.504
15 J. AITKEN	01:32:53	02:20:49	TRACK	47:56.853	2:58:07.185	3:01:21.775
J. AITKEN	02:20:49	02:22:11	PIT	1:21.358	2:58:07.185	3:02:43.133
16 J. AITKEN	02:22:11	03:10:00	TRACK	47:48.991	3:45:56.176	3:50:32.124
J. AITKEN	03:10:00	03:11:54	PIT	1:54.455	3:45:56.176	3:52:26.579
17 J. AITKEN	03:11:54	05:20:55	TRACK	2:09:00.868	5:54:57.044	6:01:27.447
	05:20:55	05:25:56	PIT	5:01.007		10:26.511





FIA WEC 92^o Edition des 24 Heures du Mans Race

Stints Analysis



Nr. Driver	Start	End	Type	Time	T.Track	T.Driver	Nr. Driver	Start	End	Track	Pit	Stint	T.Driver
18 F. DRUGOVICH	05:25:56	08:35:51	TRACK	3:09:54.698	5:08:09.031	5:10:37.003	E. BASTARD	09:38:16	09:41:37	PIT	3:21.537	5:22:39.734	5:32:50.095
	08:35:51	08:37:02	PIT	1:11.203		11:37.714	21 E. BASTARD	09:41:37	11:07:34	TRACK	1:25:57.182	6:48:36.916	6:58:47.277
19 L. DERANI	08:37:02	09:21:44	TRACK	44:41.982	5:52:19.953	5:57:35.685		11:07:34	11:09:17	PIT	1:42.404		17:44.356
L. DERANI	09:21:44	09:23:08	PIT	1:24.397	5:52:19.953	5:59:00.082	22 M. SØRENSEN	11:09:17	11:25:21	TRACK	16:03.836	5:55:29.585	6:00:33.384
20 L. DERANI	09:23:08	10:41:33	TRACK	1:18:25.115	7:10:45.068	7:17:25.197	M. SØRENSEN	11:25:21	11:25:53	PIT	32.314	5:55:29.585	6:01:05.698
	10:41:33	12:26:40	PIT	1:45:06.209		1:56:43.923	23 M. SØRENSEN	11:25:53	11:51:43	TRACK	25:50.408	6:21:19.993	6:26:56.106
21 J. AITKEN	12:26:40	12:30:30	TRACK	3:50.826	5:58:47.870	6:05:18.273	M. SØRENSEN	11:51:43	11:53:05	PIT	1:21.512	6:21:19.993	6:28:17.618
J. AITKEN	12:30:30	12:32:47	PIT	2:16.951	5:58:47.870	6:07:35.224	24 M. SØRENSEN	11:53:05	12:33:05	TRACK	39:59.998	7:01:19.991	7:08:17.616
22 J. AITKEN	12:32:47	13:15:33	TRACK	42:45.665	6:41:33.535	6:50:20.889		12:33:05	12:34:36	PIT	1:31.205		19:15.561
J. AITKEN	13:15:33	13:16:46	PIT	1:13.152	6:41:33.535	6:51:34.041	25 E. BASTARD	12:34:36	13:15:09	TRACK	40:32.645	7:29:09.561	7:39:19.922
23 J. AITKEN	13:16:46	13:52:58	TRACK	36:11.634	7:17:45.169	7:27:45.675	E. BASTARD	13:15:09	13:16:26	PIT	1:17.159	7:29:09.561	7:40:37.081
	13:52:58	13:54:19	PIT	1:21.152		1:58:05.075	26 E. BASTARD	13:16:26	13:52:53	TRACK	36:26.856	8:05:36.417	8:17:03.937
24 F. DRUGOVICH	13:54:19	14:45:37	TRACK	51:18.385	5:59:27.416	6:01:55.388		13:52:53	13:54:24	PIT	1:31.614		20:47.175
F. DRUGOVICH	14:45:37	14:47:13	PIT	1:35.762	5:59:27.416	6:03:31.150	27 M. SØRENSEN	13:54:24	14:38:30	TRACK	44:05.829	7:45:25.820	7:52:23.445
25 F. DRUGOVICH	14:47:13	15:34:57	TRACK	47:43.658	6:47:11.074	6:51:14.808	M. SØRENSEN	14:38:30	14:39:46	PIT	1:15.948	7:45:25.820	7:53:39.393
F. DRUGOVICH	15:34:57	15:36:10	PIT	1:13.328	6:47:11.074	6:52:28.136	28 M. SØRENSEN	14:39:46	15:24:25	TRACK	44:38.844	8:30:04.664	8:38:18.237
26 F. DRUGOVICH	15:36:10	16:04:57	TRACK	28:46.337	7:15:57.411	7:21:14.473	M. SØRENSEN	15:24:25	15:25:52	PIT	1:27.358	8:30:04.664	8:39:45.595
							29 M. SØRENSEN	15:25:52	16:06:22	TRACK	40:29.582	9:10:34.246	9:20:15.177

	T. Track	T. Pits	T. Time
L. DERANI	7:10:45.068	6:40.129	7:17:25.197
Min:01:00:00-Max:None			
J. AITKEN	7:17:45.169	10:00.506	7:27:45.675
Min:01:00:00-Max:None			
F. DRUGOVICH	7:15:57.411	5:17.062	7:21:14.473
Min:01:00:00-Max:None			

	T. Track	T. Pits	T. Time
S. HOSHINO	6:03:02.749	4:46.748	6:07:49.497
Min:06:00:00-Max:14:00:00			
E. BASTARD	8:05:36.417	11:27.520	8:17:03.937
Min:06:00:00-Max:14:00:00			
M. SØRENSEN	9:10:34.246	9:40.931	9:20:15.177
Min:01:00:00-Max:None			

777 D'Station Racing Aston Martin Vantage AMR LMG23 LMG23

1 M. SØRENSEN	16:00:26	16:40:42	TRACK	40:15.561	40:15.561	40:15.561
	16:40:42	16:42:03	PIT	1:21.590		1:21.590
2 S. HOSHINO	16:42:03	17:11:41	TRACK	29:37.756	29:37.756	29:37.756
S. HOSHINO	17:11:41	17:12:13	PIT	32.268	29:37.756	30:10.024
3 S. HOSHINO	17:12:13	17:24:40	TRACK	12:27.148	42:04.904	42:37.172
S. HOSHINO	17:24:40	17:26:10	PIT	1:29.773	42:04.904	44:06.945
4 S. HOSHINO	17:26:10	18:12:52	TRACK	46:42.003	1:28:46.907	1:30:48.948
	18:12:52	18:14:12	PIT	1:20.083		2:41.673
5 E. BASTARD	18:14:12	18:56:35	TRACK	42:22.742	42:22.742	42:22.742
E. BASTARD	18:56:35	18:58:04	PIT	1:28.558	42:22.742	43:51.300
6 E. BASTARD	18:58:04	19:40:33	TRACK	42:29.758	1:24:52.500	1:26:21.058
	19:40:33	19:41:50	PIT	1:17.106		3:58.779
7 S. HOSHINO	19:41:50	20:22:57	TRACK	41:06.220	2:09:53.127	2:11:55.168
S. HOSHINO	20:22:57	20:24:27	PIT	1:29.983	2:09:53.127	2:13:25.151
8 S. HOSHINO	20:24:27	21:03:14	TRACK	38:47.628	2:48:40.755	2:52:12.779
	21:03:14	21:04:30	PIT	1:15.275		5:14.054
9 M. SØRENSEN	21:04:30	21:44:29	TRACK	39:59.174	1:20:14.735	1:20:14.735
M. SØRENSEN	21:44:29	21:46:01	PIT	1:31.972	1:20:14.735	1:21:46.707
10 M. SØRENSEN	21:46:01	22:40:07	TRACK	54:06.720	2:14:21.455	2:15:53.427
M. SØRENSEN	22:40:07	22:43:39	PIT	3:31.827	2:14:21.455	2:19:25.254
11 M. SØRENSEN	22:43:39	00:40:21	TRACK	1:56:41.803	4:11:03.258	4:16:07.057
	00:40:21	00:41:35	PIT	1:13.652		6:27.706
12 E. BASTARD	00:41:35	01:31:19	TRACK	49:44.204	2:14:36.704	2:16:05.262
E. BASTARD	01:31:19	01:32:50	PIT	1:30.709	2:14:36.704	2:17:35.971
13 E. BASTARD	01:32:50	02:14:45	TRACK	41:55.833	2:56:32.537	2:59:31.804
E. BASTARD	02:14:45	02:16:06	PIT	1:20.374	2:56:32.537	3:00:52.178
14 E. BASTARD	02:16:06	02:56:57	TRACK	40:51.396	3:37:23.933	3:41:43.574
E. BASTARD	02:56:57	02:58:14	PIT	1:17.109	3:37:23.933	3:43:00.683
15 E. BASTARD	02:58:14	03:11:13	TRACK	12:58.571	3:50:22.504	3:55:59.254
E. BASTARD	03:11:13	03:12:25	PIT	1:12.074	3:50:22.504	3:57:11.328
16 E. BASTARD	03:12:25	04:02:18	TRACK	49:52.603	4:40:15.107	4:47:03.931
	04:02:18	04:06:26	PIT	4:08.694		10:36.400
17 M. SØRENSEN	04:06:26	05:34:49	TRACK	1:28:22.491	5:39:25.749	5:44:29.548
	05:34:49	05:38:58	PIT	4:08.838		14:45.238
18 S. HOSHINO	05:38:58	08:25:51	TRACK	2:46:52.903	5:35:33.658	5:39:05.682
S. HOSHINO	08:25:51	08:27:05	PIT	1:14.724	5:35:33.658	5:40:20.406
19 S. HOSHINO	08:27:05	08:54:34	TRACK	27:29.091	6:03:02.749	6:07:49.497
	08:54:34	08:55:51	PIT	1:16.714		16:01.952
20 E. BASTARD	08:55:51	09:38:16	TRACK	42:24.627	5:22:39.734	5:29:28.558

