

FIA WEC 92° Edition des 24 Heures du Mans Race



Sector Analysis

Lap under Red Flag Invalidated Lap Personal Best Session Best B Crossing the pit lane

Table with columns for Lap, D, Time, Sector 1, Sector 2, Sector 3, T. Spd, Elapsed, and repeated columns for Lap, D, Time, Sector 1, Sector 2, Sector 3, T. Spd, Elapsed.



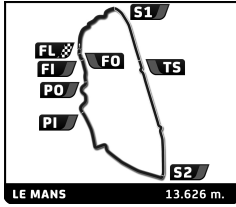












## FIA WEC 92<sup>e</sup> Edition des 24 Heures du Mans Race



### Sector Analysis

Lap under Red Flag   Invalidated Lap   Personal Best   Session Best   B Crossing the pit lane

Lap	D	Time	Sector 1	Sector 2	Sector 3	T. Spd	Elapsed	Lap	D	Time	Sector 1	Sector 2	Sector 3	T. Spd	Elapsed
200	2	4:01.209	40.030	1:30.073	1:51.106	311.8	16:27:27.431	39	2	4:33.703	1:03.418	1:21.939	2:08.346	324.9	2:25:45.748
201	2	3:59.719	39.443	1:28.373	1:51.903	307.3	16:31:27.150	40	2	4:05.952	1:03.587	1:22.299	1:40.066	316.3	2:29:51.700
202	2	3:59.997	40.269	1:28.936	1:50.792	315.4	16:35:27.147	41	2	3:38.031	37.587	1:21.616	1:38.828	326.8	2:33:29.731
203	2	3:58.686	39.581	1:28.201	1:50.904	322.0	16:39:25.833	42	2	3:34.104	33.858	1:21.164	1:39.082	326.8	2:37:03.835
204	2	3:58.924	39.506	1:29.072	1:50.346	312.7	16:43:24.757	43	2	3:34.541	34.446	1:22.371	1:37.724	314.5	2:40:38.376
205	2	3:58.362	39.678	1:28.370	1:50.314	323.9	16:47:23.119	44	2	3:32.399	33.908	1:20.931	1:37.560	330.8	2:44:10.775
206	2	4:03.956 B	39.737	1:29.239	1:54.980	305.6	16:51:27.075	45	2	3:32.232	34.212	1:20.999	1:37.021	330.8	2:47:43.007
207	2	4:55.546	1:39.340	1:27.595	1:48.611	321.0	16:56:22.621	46	2	3:32.723	33.645	1:21.182	1:37.896	329.8	2:51:15.730
208	2	3:56.396	39.740	1:27.765	1:48.891	322.0	17:00:19.017	47	2	3:31.512	33.828	1:20.930	1:36.754	328.8	2:54:47.242
209	2	3:55.694	39.228	1:27.160	1:49.306	324.9	17:04:14.711	48	2	3:38.501 B	33.772	1:20.492	1:44.237	331.8	2:58:25.743
210	2	3:57.298	39.603	1:27.369	1:50.326	323.9	17:08:12.009	49	2	4:35.658	1:35.506	1:21.900	1:38.252	327.8	3:03:01.401
211	2	3:59.082 B	38.968	1:28.291	1:51.823	310.0	17:12:11.091	50	2	3:34.006	34.043	1:21.799	1:38.164	325.8	3:06:35.407
<b>5 Porsche Penske Motorsport</b> 1. Matt CAMPBELL      3. Frédéric MAKOWIECKI 2. Michael CHRISTENSEN      Porsche 963 HYPERCAR H								51 2 3:34.636 34.241 1:21.528 1:38.867 325.8 3:10:10.043							
1 3 3:39.776 38.562 1:22.753 1:38.461 317.2 3:39.776								52 2 3:35.192 34.023 1:21.603 1:39.566 325.8 3:13:45.235							
2 3 3:33.260 34.118 1:21.074 1:38.068 333.9 7:13.036								53 2 3:34.653 33.828 1:21.674 1:39.151 324.9 3:17:19.888							
3 3 3:31.917 33.692 1:20.987 1:37.238 331.8 10:44.953								54 2 3:38.861 37.758 1:23.338 1:37.765 311.8 3:20:58.749							
4 3 3:31.644 33.734 1:20.824 1:37.086 331.8 14:16.597								55 2 3:36.549 35.299 1:21.613 1:39.637 325.8 3:24:35.298							
5 3 3:31.635 33.844 1:20.837 1:36.954 332.9 17:48.232								56 2 4:23.578 59.652 1:45.919 1:38.007 308.2 3:28:58.876							
6 3 3:32.933 34.544 1:21.336 1:37.053 330.8 21:21.165								57 2 3:32.974 33.647 1:21.367 1:37.960 328.8 3:32:31.850							
7 3 3:31.894 33.740 1:21.196 1:36.958 323.9 24:53.059								58 2 5:04.742 33.801 2:42.640 1:48.301 336.0 3:37:36.592							
8 3 3:37.165 34.649 1:21.701 1:40.815 319.1 28:30.224								59 2 3:30.825 33.581 1:20.554 1:36.690 331.8 3:41:07.417							
9 3 3:36.068 35.979 1:22.110 1:37.979 324.9 32:06.292								60 2 3:37.937 B 33.501 1:20.801 1:43.635 327.8 3:44:45.354							
10 3 3:32.715 34.240 1:21.324 1:37.151 318.2 35:39.007								61 1 4:55.289 1:53.333 1:23.151 1:38.805 323.9 3:49:40.643							
11 3 3:31.467 33.667 1:21.253 1:36.547 322.0 39:10.474								62 1 3:34.013 33.804 1:23.025 1:37.184 298.8 3:53:14.656							
12 3 3:37.828 B 33.762 1:21.413 1:42.653 319.1 42:48.302								63 1 3:32.540 33.589 1:21.225 1:37.726 320.1 3:56:47.196							
13 3 4:35.647 1:36.470 1:21.923 1:37.254 318.2 47:23.949								64 1 3:32.251 33.934 1:21.203 1:37.114 319.1 4:00:19.447							
14 3 3:34.255 34.182 1:21.729 1:38.344 322.9 50:58.204								65 1 3:33.310 34.014 1:20.976 1:38.320 323.9 4:03:52.757							
15 3 3:44.671 41.979 1:22.070 1:40.622 314.5 54:42.875								66 1 3:35.447 34.230 1:21.546 1:39.671 321.0 4:07:28.204							
16 3 3:37.907 34.429 1:22.002 1:41.476 325.8 58:20.782								67 1 3:32.694 33.681 1:21.133 1:37.880 327.8 4:11:00.898							
17 3 3:34.020 34.446 1:21.566 1:38.008 323.9 1:01:54.802								68 1 3:33.025 33.839 1:21.142 1:38.044 326.8 4:14:33.923							
18 3 3:34.524 35.266 1:21.798 1:37.460 324.9 1:05:29.326								69 1 3:32.429 33.774 1:21.316 1:37.339 329.8 4:18:06.352							
19 3 3:33.581 33.977 1:21.326 1:38.278 322.0 1:09:02.907								70 1 3:33.217 33.651 1:20.709 1:38.857 325.8 4:21:39.569							
20 3 <del>3:37.272</del> <del>34.133</del> 1:21.823 1:41.316 307.3 1:12:40.179								71 1 3:31.129 33.659 1:20.975 1:36.495 325.8 4:25:10.698							
21 3 3:33.980 34.693 1:21.752 1:37.535 336.0 1:16:14.159								72 1 3:38.819 B 33.914 1:21.415 1:43.490 305.6 4:28:49.517							
22 3 3:34.868 34.319 1:21.377 1:39.172 329.8 1:19:49.027								73 1 4:39.121 1:39.598 1:21.712 1:37.811 327.8 4:33:28.638							
23 3 3:36.920 35.234 1:21.859 1:39.827 327.8 1:23:25.947								74 1 3:33.279 33.755 1:21.062 1:38.462 332.9 4:37:01.917							
24 3 3:40.706 B 35.282 1:22.039 1:43.385 324.9 1:27:06.653								75 1 3:33.987 34.013 1:21.349 1:38.625 328.8 4:40:35.904							
25 2 4:57.034 1:55.203 1:22.396 1:39.435 324.9 1:32:03.687								76 1 3:32.416 34.088 1:21.129 1:37.199 323.9 4:44:08.320							
26 2 <del>3:33.172</del> 34.173 1:21.618 <del>1:37.381</del> 326.8 1:35:36.859								77 1 3:35.006 34.004 1:21.401 1:39.601 328.8 4:47:43.326							
27 2 3:37.976 34.152 1:21.256 1:42.568 328.8 1:39:14.835								78 1 4:44.981 33.764 1:21.163 2:50.054 325.8 4:52:28.307							
28 2 3:37.871 34.654 1:23.364 1:39.853 327.8 1:42:52.706								79 1 3:32.761 33.498 1:21.395 1:37.868 320.1 4:56:01.068							
29 2 4:00.214 44.077 1:28.013 1:48.124 309.1 1:46:52.920								80 1 3:32.752 33.854 1:21.278 1:37.620 327.8 4:59:33.820							
30 2 3:46.295 37.210 1:24.960 1:44.125 278.8 1:50:39.215								81 1 3:31.909 33.566 1:21.519 1:36.824 328.8 5:03:05.729							
31 2 3:36.416 35.496 1:22.001 1:38.919 322.0 1:54:15.631								82 1 3:32.379 33.727 1:20.864 1:37.788 328.8 5:06:38.108							
32 2 3:36.422 34.459 1:22.062 1:39.901 323.9 1:57:52.053								83 1 3:32.896 33.982 1:20.917 1:37.997 327.8 5:10:11.004							
33 2 3:35.620 35.456 1:22.519 1:37.645 298.0 2:01:27.673								84 1 3:38.014 B 34.165 1:20.785 1:43.064 326.8 5:13:49.018							
34 2 3:32.478 33.745 1:21.378 1:37.355 325.8 2:05:00.151								85 1 4:36.095 1:37.524 1:21.238 1:37.333 325.8 5:18:25.113							
35 2 3:32.142 33.929 1:21.474 1:36.739 326.8 2:08:32.293								86 1 <del>3:32.486</del> 33.726 <del>1:21.580</del> 1:37.180 322.0 5:21:57.599							
36 2 3:38.516 B 33.777 1:21.085 1:43.654 326.8 2:12:10.809								87 1 3:32.211 33.769 1:21.232 1:37.210 324.9 5:25:29.810							
37 2 4:57.095 1:55.898 1:22.283 1:38.914 322.9 2:17:07.904								88 1 3:33.352 33.693 1:21.943 1:37.716 303.9 5:29:03.162							
38 2 4:04.141 1:03.186 1:21.627 1:39.328 325.8 2:21:12.045								89 1 3:33.926 34.310 1:21.375 1:38.241 326.8 5:32:37.088							
								90 1 3:35.452 33.735 1:21.088 1:40.629 327.8 5:36:12.540							
								91 1 3:32.425 33.700 1:21.424 1:37.301 322.9 5:39:44.965							

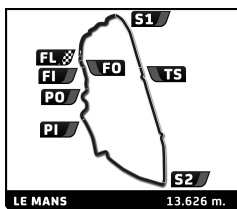












FIA WEC 92<sup>e</sup> Edition des 24 Heures du Mans Race



Sector Analysis

Lap under Red Flag Invalidated Lap Personal Best Session Best Crossing the pit lane

Table with 16 columns: Lap, D, Time, Sector 1, Sector 2, Sector 3, T. Spd, Elapsed, Lap, D, Time, Sector 1, Sector 2, Sector 3, T. Spd, Elapsed. It lists performance data for 307 laps across two columns.





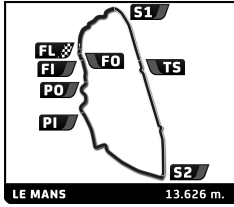










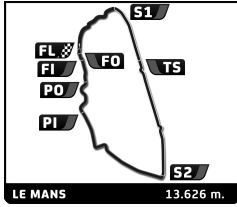


FIA WEC 92<sup>e</sup> Edition des 24 Heures du Mans Race



Sector Analysis

Table with columns for Lap, D, Time, Sector 1, Sector 2, Sector 3, T. Spd, Elapsed. Includes legend for Lap under Red Flag, Invalidated Lap, Personal Best, Session Best, Crossing the pit lane. Contains data for multiple laps and a section for Proton Competition.



FIA WEC 92<sup>e</sup> Edition des 24 Heures du Mans Race



Sector Analysis

Lap under Red Flag Invalidated Lap Personal Best Session Best Crossing the pit lane

Table with columns for Lap, D, Time, Sector 1, Sector 2, Sector 3, T. Spd, Elapsed, and a second set of columns for Lap, D, Time, Sector 1, Sector 2, Sector 3, T. Spd, Elapsed. Includes a driver list for Vector Sport and Oreca 07 - Gibson.









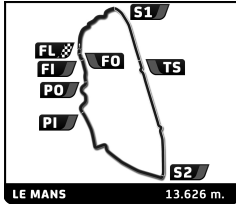












FIA WEC
92° Edition des 24 Heures du Mans
Race

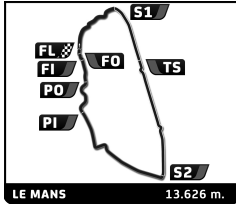


Sector Analysis

Lap under Red Flag Invalidated Lap Personal Best Session Best B Crossing the pit lane

Table with columns: Lap, D, Time, Sector 1, Sector 2, Sector 3, T. Spd, Elapsed. Contains two columns of race data for various laps.





FIA WEC 92<sup>o</sup> Edition des 24 Heures du Mans Race

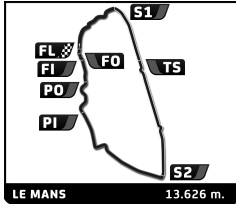


Sector Analysis

Lap under Red Flag Invalidated Lap Personal Best Session Best B Crossing the pit lane

Table with columns: Lap, D, Time, Sector 1, Sector 2, Sector 3, T. Spd, Elapsed. It contains two columns of race data for laps 54 to 106.





FIA WEC 92<sup>e</sup> Edition des 24 Heures du Mans Race



Sector Analysis

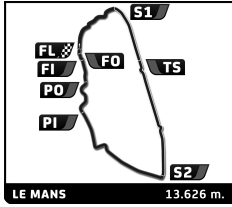
Lap under Red Flag Invalidated Lap Personal Best Session Best B Crossing the pit lane

Table with 12 columns: Lap, D, Time, Sector 1, Sector 2, Sector 3, T. Spd, Elapsed, Lap, D, Time, Sector 1, Sector 2, Sector 3, T. Spd, Elapsed. Contains race data for 24 hours.









FIA WEC 92<sup>e</sup> Edition des 24 Heures du Mans Race



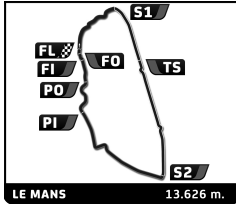
Sector Analysis

Lap under Red Flag Invalidated Lap Personal Best Session Best Crossing the pit lane

Table with 15 columns: Lap, D, Time, Sector 1, Sector 2, Sector 3, T. Spd, Elapsed, and repeated columns 8-14. Contains data for multiple laps and drivers, including a highlighted section for driver 19 (Lamborghini Iron Lynx).







FIA WEC 92<sup>e</sup> Edition des 24 Heures du Mans Race

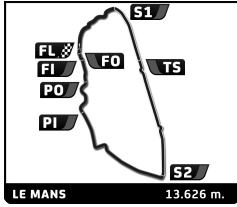


Sector Analysis

Table with 15 columns: Lap, D, Time, Sector 1, Sector 2, Sector 3, T. Spd, Elapsed. It lists performance data for multiple laps, including lap 234 where a Personal Best (3:30.919) was achieved.







FIA WEC 92<sup>e</sup> Edition des 24 Heures du Mans Race



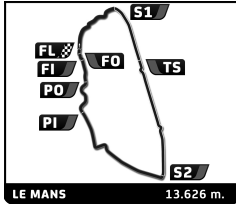
Sector Analysis

Lap under Red Flag Invalidated Lap Personal Best Session Best B Crossing the pit lane

Table with columns: Lap, D, Time, Sector 1, Sector 2, Sector 3, T. Spd, Elapsed. Contains two main columns of data for different drivers/teams.

22 United Autosports 1.Oliver JARVIS 2.Bijoy GARG 3.Nolan SIEGEL Oreca 07 - Gibson LMP2





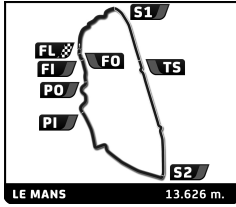
FIA WEC 92<sup>e</sup> Edition des 24 Heures du Mans Race



Sector Analysis

Table with 20 columns: Lap, D, Time, Sector 1, Sector 2, Sector 3, T. Spd, Elapsed, Lap, D, Time, Sector 1, Sector 2, Sector 3, T. Spd, Elapsed. It lists lap times and sector times for various drivers, with some cells highlighted in green (Personal Best) or purple (Session Best).





FIA WEC 92° Edition des 24 Heures du Mans Race



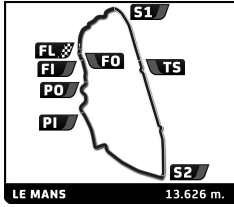
Sector Analysis

Lap under Red Flag Invalidated Lap Personal Best Session Best Crossing the pit lane

Table with columns: Lap, D, Time, Sector 1, Sector 2, Sector 3, T. Spd, Elapsed. Contains race data for lap 23, including driver names (United Autosports USA) and car models (Oreca 07 - Gibson).







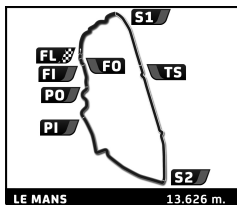
FIA WEC 92<sup>e</sup> Edition des 24 Heures du Mans Race



Sector Analysis

Lap under Red Flag Invalidated Lap Personal Best Session Best B Crossing the pit lane

Table with columns: Lap, D, Time, Sector 1, Sector 2, Sector 3, T. Spd, Elapsed. It lists lap times for two drivers across multiple laps, with various performance indicators and status markers.



FIA WEC 92° Edition des 24 Heures du Mans Race



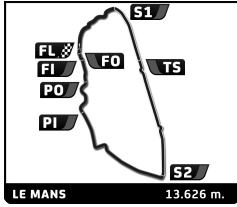
Sector Analysis

Lap under Red Flag Invalidated Lap Personal Best Session Best B Crossing the pit lane

Table with 20 columns: Lap, D, Time, Sector 1, Sector 2, Sector 3, T. Spd, Elapsed. It lists race data for multiple laps and drivers, including a detailed view for driver 24 (Nielsen Racing) in the Oreca 07 - Gibson LMP2.







FIA WEC 92<sup>o</sup> Edition des 24 Heures du Mans Race



Sector Analysis

Table with columns: Lap, D, Time, Sector 1, Sector 2, Sector 3, T. Spd, Elapsed. Includes legend for Lap under Red Flag, Invalidated Lap, Personal Best, Session Best, Crossing the pit lane. Lists driver data for Algarve Pro Racing and Oreca 07 - Gibson.



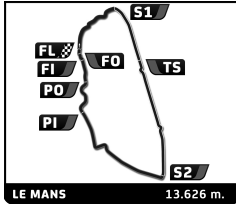












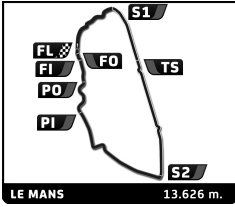
FIA WEC 92<sup>e</sup> Edition des 24 Heures du Mans Race



Sector Analysis

Lap under Red Flag Invalidated Lap Personal Best Session Best Crossing the pit lane

Table with 2 columns of race data (Lap D, Time, Sector 1-3, T. Spd, Elapsed) for various drivers. Includes driver details for IDEC Sport (1. Paul LAFARGUE, 2. Job VAN UITERT) and Oreca 07 - Gibson LMP2 (3. Reshad DE GERUS).



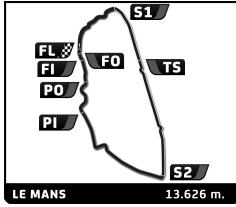
FIA WEC 92<sup>e</sup> Edition des 24 Heures du Mans Race



Sector Analysis

Lap under Red Flag Invalidated Lap Personal Best Session Best Crossing the pit lane

Table with columns: Lap, D, Time, Sector 1, Sector 2, Sector 3, T. Spd, Elapsed. Contains 100 rows of lap data for two drivers.



FIA WEC 92° Edition des 24 Heures du Mans Race



Sector Analysis

Lap under Red Flag Invalidated Lap Personal Best Session Best B Crossing the pit lane

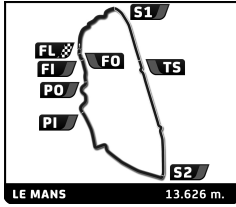
Table with columns: Lap, D, Time, Sector 1, Sector 2, Sector 3, T. Spd, Elapsed. Contains two main data sections for laps 205-297 and 258-297.

Driver details for Duqueine Team (30) in Oreca 07 - Gibson LMP2 P/A, listing drivers John FALB and James ALLEN with their lap times.









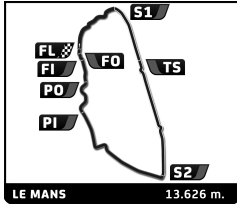
FIA WEC 92<sup>e</sup> Edition des 24 Heures du Mans Race



Sector Analysis

Table with columns: Lap, D, Time, Sector 1, Sector 2, Sector 3, T. Spd, Elapsed. Includes a driver profile for #33 DKR Engineering (Alexander MATTSCHULL, Laurents HÖRR, René BINDER) and a legend for lap status (Lap under Red Flag, Invalidated Lap, Personal Best, Session Best, Crossing the pit lane).





FIA WEC 92<sup>o</sup> Edition des 24 Heures du Mans Race

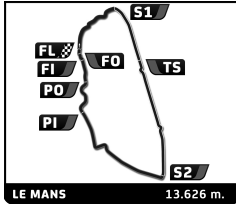


Sector Analysis

Lap under Red Flag Invalidated Lap Personal Best Session Best Crossing the pit lane

Table with 2 columns of lap data. Each column contains 21 rows of data with headers: Lap, D, Time, Sector 1, Sector 2, Sector 3, T. Spd, Elapsed. The second column of data is partially obscured by the first column's text.





FIA WEC 92° Edition des 24 Heures du Mans Race

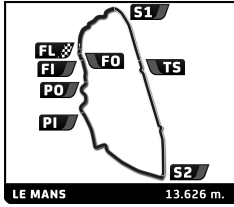


Sector Analysis

Lap under Red Flag Invalidated Lap Personal Best Session Best Crossing the pit lane

Table with 15 columns: Lap, D, Time, Sector 1, Sector 2, Sector 3, T. Spd, Elapsed. It lists performance data for 195 laps across two columns.





FIA WEC 92° Edition des 24 Heures du Mans Race

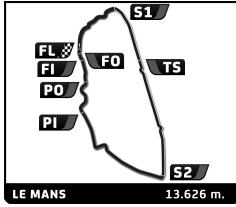


Sector Analysis

Lap under Red Flag Invalidated Lap Personal Best Session Best Crossing the pit lane

Table with columns for Lap, D, Time, Sector 1-3, T. Spd, Elapsed, and a second set of columns for Lap, D, Time, Sector 1-3, T. Spd, Elapsed. Includes a summary for driver 34.





FIA WEC 92<sup>o</sup> Edition des 24 Heures du Mans Race

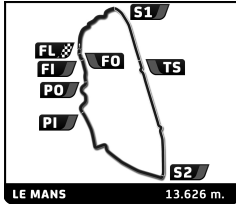


Sector Analysis

Lap under Red Flag Invalidated Lap Personal Best Session Best Crossing the pit lane

Table with 16 columns: Lap, D, Time, Sector 1, Sector 2, Sector 3, T. Spd, Elapsed, Lap, D, Time, Sector 1, Sector 2, Sector 3, T. Spd, Elapsed. Contains race data for 162 laps.





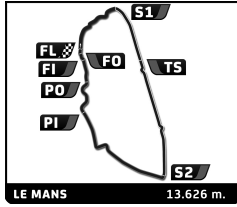
FIA WEC 92° Edition des 24 Heures du Mans Race



Sector Analysis

Table with columns: Lap, D, Time, Sector 1, Sector 2, Sector 3, T. Spd, Elapsed. Includes legend for Lap under Red Flag, Invalidated Lap, Personal Best, Session Best, Crossing the pit lane.





# FIA WEC 92<sup>o</sup> Edition des 24 Heures du Mans Race



## Sector Analysis

Lap under Red Flag								Invalidated Lap			Personal Best		Session Best		B Crossing the pit lane		
Lap	D	Time	Sector 1	Sector 2	Sector 3	T. Spd	Elapsed	Lap	D	Time	Sector 1	Sector 2	Sector 3	T. Spd	Elapsed		
<b>36</b> Alpine Endurance Team 1. Nicolas LAPIERRE 3. Matthieu VAXIVIERE 2. Mick SCHUMACHER								Alpine A424 HYPERCAR H									
75	2	3:32.320	33.743	1:21.338	1:37.239	330.8	4:42:52.956	50	2	3:32.554	34.313	1:20.868	1:37.373	338.1	3:07:48.079		
51	2	3:36.640	B	33.928	1:20.186	1:42.526	332.9	3:11:24.719									
52	2	4:38.167		1:38.647	1:20.943	1:38.577	330.8	3:16:02.886									
53	2	3:33.240		34.196	1:21.768	1:37.276	332.9	3:19:36.126									
54	2	3:33.505		34.129	1:20.840	1:38.536	332.9	3:23:09.631									
55	2	4:27.692		33.918	2:03.432	1:50.342	332.9	3:27:37.323									
56	2	3:33.048		34.025	1:20.994	1:38.029	331.8	3:31:10.371									
57	2	5:04.318		33.820	1:21.596	3:08.902	332.9	3:36:14.689									
58	2	3:33.097		34.933	1:21.230	1:36.934	332.9	3:39:47.786									
59	2	3:31.995		33.651	1:20.503	1:37.841	332.9	3:43:19.781									
60	2	<del>3:31.382</del>		33.638	<del>1:20.797</del>	1:36.947	333.9	3:46:51.163									
61	2	3:31.950		34.052	<b>1:20.138</b>	1:37.760	330.8	3:50:23.113									
62	2	3:32.989		34.555	1:20.818	1:37.616	334.9	3:53:56.102									
63	2	3:40.964	B	34.462	1:21.614	1:44.888	336.0	3:57:37.066									
64	3	5:02.055		1:58.601	1:24.649	1:38.805	296.4	4:02:39.121									
65	3	3:35.655		34.521	1:22.120	1:39.014	327.8	4:06:14.776									
66	3	3:36.383		34.493	1:22.600	1:39.290	331.8	4:09:51.159									
67	3	3:34.189		34.042	1:21.763	1:38.384	329.8	4:13:25.348									
68	3	3:35.705		34.184	1:22.097	1:39.424	331.8	4:17:01.053									
69	3	3:38.622		36.041	1:22.979	1:39.602	325.8	4:20:39.675									
70	3	3:34.957		34.345	1:21.600	1:39.012	326.8	4:24:14.632									
71	3	3:36.881		34.204	1:23.016	1:39.661	331.8	4:27:51.513									
72	3	3:33.816		33.840	1:21.873	1:38.103	330.8	4:31:25.329									
73	3	3:34.181		33.904	1:21.719	1:38.558	330.8	4:34:59.510									
74	3	3:33.799		34.406	1:21.168	1:38.225	332.9	4:38:33.309									
75	3	3:40.746	B	33.773	1:21.128	1:45.845	331.8	4:42:14.055									
76	3	4:39.604		1:38.281	1:22.319	1:39.004	330.8	4:46:53.659									
77	3	4:49.274		34.270	1:21.823	2:53.181	330.8	4:51:42.933									
78	3	3:35.102		34.295	1:21.873	1:38.934	328.8	4:55:18.035									
79	3	3:35.631		34.551	1:21.805	1:39.275	328.8	4:58:53.666									
80	3	3:35.205		34.881	1:21.510	1:38.814	329.8	5:02:28.871									
81	3	3:32.490		33.684	1:20.976	1:37.830	331.8	5:06:01.361									
82	3	3:33.895		34.145	1:22.379	1:37.371	329.8	5:09:35.256									
83	3	3:32.811		34.126	1:21.040	1:37.645	330.8	5:13:08.067									
84	3	3:33.199		33.785	1:20.775	1:38.639	331.8	5:16:41.266									
85	3	3:32.661		34.137	1:20.892	1:37.632	330.8	5:20:13.927									
86	3	3:33.346		34.453	1:21.062	1:37.831	322.9	5:23:47.273									
87	3	3:39.392	B	33.821	1:20.675	1:44.896	331.8	5:27:26.665									
88	1	5:06.414	B	1:55.828	1:23.136	1:47.450	319.1	5:32:33.079									
<b>37</b> COOL Racing 1. Lorenzo FLUXA 3. Ritomo MIYATA 2. Maithe JAKOBSEN								Oreca 07 - Gibson LMP2									
1	2	3:55.721		46.925	1:26.829	1:41.967	294.8	3:55.721									
2	2	3:40.019		34.849	1:24.640	1:40.530	317.2	7:35.740									
3	2	3:39.192		34.848	1:24.426	1:39.918	315.4	11:14.932									
4	2	3:39.884		34.707	1:25.078	1:40.099	308.2	14:54.816									
5	2	3:39.378		34.824	1:24.479	1:40.075	315.4	18:34.194									
6	2	3:41.903		34.859	1:24.927	1:42.117	315.4	22:16.097									
7	2	3:39.605		34.753	1:24.516	1:40.336	314.5	25:55.702									
8	2	3:40.591		35.456	1:24.865	1:40.270	314.5	29:36.293									
9	2	3:45.528	B	34.913	1:24.424	1:46.191	314.5	33:21.821									
10	2	4:52.825		1:46.870	1:25.402	1:40.553	310.0	38:14.646									
11	2	3:41.494		34.932	1:24.965	1:41.597	312.7	41:56.140									

















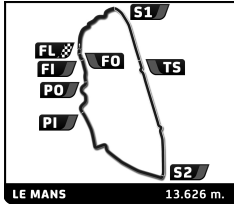






# 24h LE MANS

15-16<sup>TH</sup> JUNE 2024



## FIA WEC 92<sup>e</sup> Edition des 24 Heures du Mans Race



### Sector Analysis

		Lap under Red Flag						Invalidated Lap						Personal Best						Session Best						B Crossing the pit lane																																																																																																																																																																																																																																																																																																																																																																																																																					
Lap	D	Time	Sector 1	Sector 2	Sector 3	T. Spd	Elapsed	Lap	D	Time	Sector 1	Sector 2	Sector 3	T. Spd	Elapsed	Lap	D	Time	Sector 1	Sector 2	Sector 3	T. Spd	Elapsed	Lap	D	Time	Sector 1	Sector 2	Sector 3	T. Spd	Elapsed																																																																																																																																																																																																																																																																																																																																																																																																																
254	3	4:27.588	43.687	1:40.663	2:03.238	273.9	22:07:01.512	24	1	3:49.353	36.767	1:27.750	1:44.836	306.5	1:34:37.957	25	1	4:07.075 B	36.391	1:27.853	2:02.831	307.3	1:38:45.032	26	2	<del>5:18.327</del>	1:52.745	<del>1:31.896</del>	1:53.686	270.4	1:44:03.359	27	2	4:05.250	40.720	1:32.607	1:51.923	298.0	1:48:08.609	28	2	4:01.595	39.359	1:30.217	1:52.019	307.3	1:52:10.204	29	2	4:06.803 B	38.838	1:30.619	1:57.346	305.6	1:56:17.007	30	2	4:55.590	1:40.521	1:31.241	1:43.828	295.6	2:01:12.597	31	2	3:43.009	34.983	1:26.087	1:41.939	308.2	2:04:55.606	32	2	3:46.657	36.371	1:26.705	1:43.581	309.1	2:08:42.263	33	2	3:45.521	35.381	1:25.961	1:44.179	310.0	2:12:27.784	34	2	4:14.593	1:04.428	1:25.586	1:44.579	307.3	2:16:42.377	35	2	<del>4:14.926</del>	1:04.741	1:26.221	<del>1:43.964</del>	306.5	2:20:57.303	36	2	4:59.415	1:18.930	1:26.538	2:13.947	309.1	2:25:56.718	37	2	4:14.020	1:04.721	1:26.068	1:43.231	308.2	2:30:10.738	38	2	3:44.787	35.554	1:26.204	1:43.029	307.3	2:33:55.525	39	2	3:43.342	36.586	1:25.602	1:41.154	311.8	2:37:38.867	40	2	3:46.724 B	34.623	1:25.181	1:46.920	310.0	2:41:25.591	41	1	<del>5:08.219</del>	1:54.127	<del>1:29.081</del>	1:45.011	306.5	2:46:33.810	42	1	<del>3:50.938</del>	<del>36.646</del>	1:28.385	1:45.907	314.5	2:50:24.748	43	1	3:53.784	36.442	1:30.350	1:46.992	310.0	2:54:18.532	44	1	3:48.722	36.830	1:27.238	1:44.654	308.2	2:58:07.254	45	1	3:50.829	36.679	1:27.466	1:46.684	310.9	3:01:58.083	46	1	3:47.755	35.994	1:27.225	1:44.536	310.0	3:05:45.838	47	1	3:49.241	37.138	1:27.461	1:44.642	308.2	3:09:35.079	48	1	3:47.352	36.030	1:26.869	1:44.453	309.1	3:13:22.431	49	1	3:49.794	36.159	1:27.681	1:45.954	309.1	3:17:12.225	50	1	3:57.005	41.552	1:30.733	1:44.720	298.8	3:21:09.230	51	1	3:59.643	37.957	1:27.704	1:53.982	307.3	3:25:08.873	52	1	10:20.367 B	1:25.617	4:20.289	4:34.461	80.5	3:35:29.240	53	1	4:49.558 B	1:24.401	1:31.468	1:53.689	300.5	3:40:18.798	54	3	5:21.474	2:07.059	1:29.928	1:44.487	283.9	3:45:40.272	55	3	3:41.230	34.940	1:25.721	1:40.569	310.0	3:49:21.502	56	3	3:39.655	34.620	1:25.141	1:39.894	315.4	3:53:01.157	57	3	3:41.995	35.591	1:24.931	1:41.473	313.6	3:56:43.152	58	3	3:42.835	36.307	1:25.738	1:40.790	301.3	4:00:25.987	59	3	3:40.465	35.069	1:25.007	1:40.389	310.9	4:04:06.452	60	3	3:41.686	35.171	1:26.009	1:40.506	303.9	4:07:48.138	61	3	<del>3:41.577</del>	34.626	<del>1:24.784</del>	1:42.167	310.9	4:11:29.715	62	3	3:39.128	34.727	1:24.738	1:39.663	310.0	4:15:08.843	63	3	<b>3:39.091</b>	<b>34.591</b>	1:24.741	1:39.759	310.9	4:18:47.934	64	3	3:46.860 B	34.638	<b>1:24.447</b>	1:47.775	316.3	4:22:34.794	65	1	5:07.411	1:53.075	1:29.064	1:45.272	308.2	4:27:42.205	66	1	3:50.732	36.542	1:28.829	1:45.361	269.8	4:31:32.937	67	1	3:52.113	38.369	1:27.997	1:45.747	307.3	4:35:25.050	68	1	3:48.156	36.398	1:27.353	1:44.405	308.2	4:39:13.206	69	1	3:47.540	36.297	1:27.325	1:43.918	310.0	4:43:00.746	70	1	3:47.878	36.425	1:26.671	1:44.782	310.9	4:46:48.624	71	1	5:01.334	36.297	1:27.721	2:57.316	310.0	4:51:49.958	72	1	3:49.174	37.012	1:27.559	1:44.603	309.1	4:55:39.132	73	1	<del>3:47.260</del>	36.262	<del>1:27.204</del>	1:43.794	310.0	4:59:26.392	74	1	3:47.091	37.091	1:26.721	1:43.279	312.7	5:03:13.483	75	1	3:53.037 B	35.807	1:26.584	1:50.646	309.1	5:07:06.520	76	1	5:01.946	1:49.807	1:27.525	1:44.614	308.2	5:12:08.466

**45**

Crowdstrike Racing by APR  
1. George KURTZ 3. Nicky CATSBURG  
2. Colin BRAUN  
Oreca 07 - Gibson  
LMP2 P/A

1	2	3:59.333	48.944	1:27.943	1:42.446	312.7	3:59.333
2	2	3:41.424	35.336	1:25.490	1:40.598	317.2	7:40.757
3	2	3:40.075	35.882	1:24.717	<b>1:39.476</b>	310.9	11:20.832
4	2	3:39.795	34.945	1:24.844	1:40.006	313.6	15:00.627
5	2	3:40.682	34.797	1:25.423	1:40.462	313.6	18:41.309
6	2	3:41.807	35.216	1:24.893	1:41.698	313.6	22:23.116
7	2	3:41.244	35.428	1:25.209	1:40.607	314.5	26:04.360
8	2	3:41.934	35.680	1:25.181	1:41.073	316.3	29:46.294
9	2	<del>3:47.218</del> B	34.970	<del>1:25.131</del>	1:47.117	311.8	33:33.512
10	1	5:10.068	1:54.429	1:29.637	1:46.002	308.2	38:43.580
11	1	3:50.463	37.884	1:27.749	1:44.830	313.6	42:34.043
12	1	3:48.982	36.523	1:27.660	1:44.799	310.0	46:23.025
13	1	3:53.227	37.802	1:27.932	1:47.493	309.1	50:16.252
14	1	4:26.834	1:06.715	1:28.944	1:51.175	294.8	54:43.086
15	1	3:55.946	39.282	1:30.721	1:45.943	300.5	58:39.032
16	1	3:54.424	40.921	1:27.905	1:45.598	308.2	1:02:33.456
17	1	3:51.628	37.149	1:27.970	1:46.509	309.1	1:06:25.084
18	1	3:50.266	37.492	1:28.286	1:44.488	308.2	1:10:15.350
19	1	3:50.534	37.435	1:28.152	1:44.947	308.2	1:14:05.884
20	1	3:56.295 B	36.404	1:28.320	1:51.571	310.0	1:18:02.179
21	1	5:04.124	1:50.354	1:28.488	1:45.282	306.5	1:23:06.303
22	1	3:51.313	37.722	1:28.324	1:45.267	310.0	1:26:57.616
23	1	3:50.988	36.689	1:28.148	1:46.151	306.5	1:30:48.604

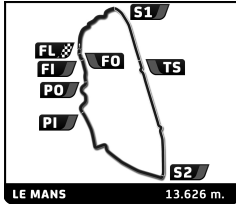












## FIA WEC 92<sup>o</sup> Edition des 24 Heures du Mans Race



### Sector Analysis

Lap under Red Flag											Invalidated Lap											Personal Best											Session Best											Crossing the pit lane																																																																																																																																																																																																																																																																																																																																																																																																																																																			
Lap	D	Time	Sector 1	Sector 2	Sector 3	T. Spd	Elapsed	Lap	D	Time	Sector 1	Sector 2	Sector 3	T. Spd	Elapsed	Lap	D	Time	Sector 1	Sector 2	Sector 3	T. Spd	Elapsed	Lap	D	Time	Sector 1	Sector 2	Sector 3	T. Spd	Elapsed	Lap	D	Time	Sector 1	Sector 2	Sector 3	T. Spd	Elapsed	Lap	D	Time	Sector 1	Sector 2	Sector 3	T. Spd	Elapsed																																																																																																																																																																																																																																																																																																																																																																																																																																																
237	2	3:48.019	B	35.251	1:25.280	1:47.488	311.8	20:17:16.777	290	3	4:10.749	42.083	1:32.326	1:56.340	310.0	23:59:52.491	291	3	4:09.234	39.702	1:31.850	1:57.682	308.2	24:04:01.725	50	1	3:35.096	35.446	1:22.323	1:37.327	303.0	3:35.096	Ferrari AF Corse	1	Antonio FUOCO	3	Nicklas NIELSEN	Ferrari 499P	2	Miguel MOLINA	HYPERCAR H	238	2	4:55.489	1:47.190	1:26.393	1:41.906	310.0	20:22:12.266	239	2	3:42.592	35.190	1:25.543	1:41.859	312.7	20:25:54.858	240	2	3:44.412	35.616	1:26.452	1:42.344	313.6	20:29:39.270	241	2	<del>3:45.308</del>	36.519	1:26.228	<del>1:42.561</del>	312.7	20:33:24.578	242	2	3:42.023	35.221	1:25.450	1:41.352	313.6	20:37:06.601	243	2	3:44.965	37.073	1:26.135	1:41.757	318.2	20:40:51.566	244	2	<del>3:44.844</del>	35.507	1:25.648	<del>1:42.689</del>	314.5	20:44:36.410	245	2	3:43.032	35.495	1:25.596	1:41.941	314.5	20:48:19.442	246	2	3:44.780	35.865	1:25.523	1:43.392	312.7	20:52:04.222	247	2	3:43.608	35.375	1:25.368	1:42.865	313.6	20:55:47.830	248	2	3:48.760	B	35.294	1:25.510	1:47.956	314.5	20:59:36.590	249	1	5:34.329	2:12.708	1:32.708	1:48.913	298.8	21:05:10.919	250	1	3:52.262	36.782	1:28.039	1:47.441	310.0	21:09:03.181	251	1	3:51.387	37.266	1:28.064	1:46.057	309.1	21:12:54.568	252	1	3:50.203	36.661	1:27.707	1:45.835	309.1	21:16:44.771	253	1	3:49.290	36.940	1:27.414	1:44.936	310.9	21:20:34.061	254	1	3:48.038	36.162	1:26.207	1:45.669	315.4	21:24:22.099	255	1	3:48.719	37.353	1:27.088	1:44.278	313.6	21:28:10.818	256	1	3:46.832	36.224	1:26.790	1:43.818	315.4	21:31:57.650	257	1	3:47.445	36.122	1:26.499	1:44.824	313.6	21:35:45.095	258	1	3:46.117	35.860	1:26.438	1:43.819	311.8	21:39:31.212	259	1	3:53.972	B	36.465	1:26.194	1:51.313	312.7	21:43:25.184	260	1	5:08.977	1:53.677	1:29.212	1:46.088	307.3	21:48:34.161	261	1	4:22.125	B	38.109	1:28.373	2:15.643	310.9	21:52:56.286	262	3	5:50.612	2:22.712	1:32.855	1:55.045	294.0	21:58:46.898	263	3	<del>4:07.340</del>	39.818	1:32.559	<del>1:54.963</del>	306.5	22:02:54.238	264	3	4:12.764	41.195	1:34.987	1:56.582	308.2	22:07:07.002	265	3	4:11.970	41.699	1:33.687	1:56.584	282.5	22:11:18.972	266	3	4:14.328	43.526	1:34.214	1:56.588	303.9	22:15:33.300	267	3	4:16.367	42.089	1:34.747	1:59.531	304.7	22:19:49.667	268	3	4:18.539	42.845	1:34.975	2:00.719	302.2	22:24:08.206	269	3	4:24.114	44.309	1:35.458	2:04.347	282.5	22:28:32.320	270	3	4:30.645	B	47.421	1:36.929	2:06.295	290.8	22:33:02.965	271	3	5:31.409	2:04.739	1:34.897	1:51.773	278.8	22:38:34.374	272	3	4:05.323	41.486	1:31.032	1:52.805	303.0	22:42:39.697	273	3	4:06.269	41.224	1:30.805	1:54.240	304.7	22:46:45.966	274	3	4:07.819	41.351	1:31.317	1:55.151	307.3	22:50:53.785	275	3	4:07.116	42.704	1:31.925	1:52.487	308.2	22:55:00.901	276	3	4:15.967	41.559	1:30.548	2:03.860	309.1	22:59:16.868	277	3	4:03.265	41.477	1:31.099	1:50.689	310.9	23:03:20.133	278	3	4:09.054	41.415	1:31.330	1:56.309	308.2	23:07:29.187	279	3	4:10.670	41.299	1:33.033	1:56.338	307.3	23:11:39.857	280	3	4:10.739	41.067	1:32.513	1:57.159	307.3	23:15:50.596	281	3	4:13.946	B	41.271	1:34.160	1:58.515	308.2	23:20:04.542	282	3	5:16.661	1:53.098	1:31.461	1:52.102	271.1	23:25:21.203	283	3	4:16.518	B	41.710	1:33.986	2:00.822	247.0	23:29:37.721	284	3	4:54.588	1:24.605	1:31.239	1:58.744	303.9	23:34:32.309	285	3	4:14.975	41.067	1:34.551	1:59.357	308.2	23:38:47.284	286	3	4:16.135	41.782	1:34.493	1:59.860	300.5	23:43:03.419	287	3	4:13.774	41.502	1:34.359	1:57.913	265.8	23:47:17.193	288	3	4:13.340	41.377	1:35.372	1:56.591	292.4	23:51:30.533	289	3	4:11.209	41.312	1:33.321	1:56.576	308.2	23:55:41.742	290	3	4:10.749	42.083	1:32.326	1:56.340	310.0	23:59:52.491	291	3	4:09.234	39.702	1:31.850	1:57.682	308.2	24:04:01.725

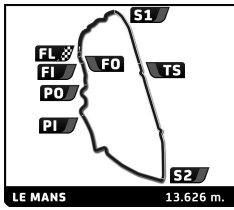












FIA WEC 92<sup>e</sup> Edition des 24 Heures du Mans Race



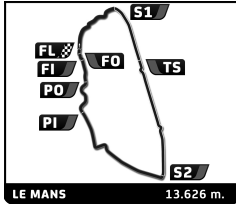
Sector Analysis

Table with columns: Lap, D, Time, Sector 1, Sector 2, Sector 3, T. Spd, Elapsed. Includes legend for Lap under Red Flag, Invalidated Lap, Personal Best, Session Best, Crossing the pit lane.









FIA WEC 92<sup>e</sup> Edition des 24 Heures du Mans Race

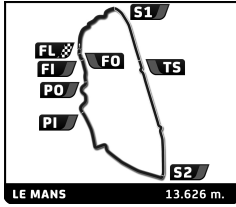


Sector Analysis

Table with columns: Lap, D, Time, Sector 1, Sector 2, Sector 3, T. Spd, Elapsed. Includes legend for Lap under Red Flag, Invalidated Lap, Personal Best, Session Best, and Crossing the pit lane. Lists driver data for McLaren 720S LMGT3 Evo.







FIA WEC 92<sup>e</sup> Edition des 24 Heures du Mans Race

Sector Analysis

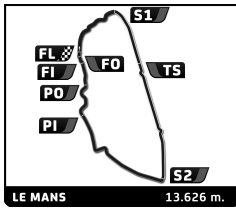


Table with columns: Lap, D, Time, Sector 1, Sector 2, Sector 3, T. Spd, Elapsed. Includes a legend for Lap under Red Flag, Invalidated Lap, Personal Best, Session Best, and Crossing the pit lane. A callout box for Lap 60 highlights Iron Lynx drivers: 1. Claudio SCHIAVONI, 2. Matteo CRESSONI, 3. Franck PERERA.









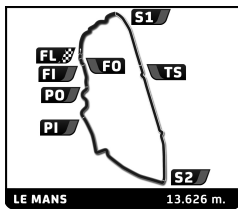
FIA WEC 92<sup>e</sup> Edition des 24 Heures du Mans Race



Sector Analysis

Table with columns: Lap, D, Time, Sector 1, Sector 2, Sector 3, T. Spd, Elapsed. Includes legend for Lap under Red Flag, Invalidated Lap, Personal Best, Session Best, and Crossing the pit lane.





FIA WEC 92<sup>o</sup> Edition des 24 Heures du Mans Race



Sector Analysis

Lap under Red Flag Invalidated Lap Personal Best Session Best Crossing the pit lane

Table with columns: Lap, D, Time, Sector 1, Sector 2, Sector 3, T. Spd, Elapsed. Contains race data for various drivers and teams.





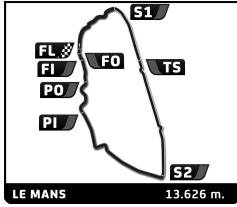












FIA WEC 92<sup>o</sup> Edition des 24 Heures du Mans Race



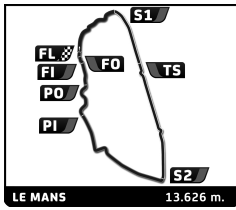
Sector Analysis

Lap under Red Flag Invalidated Lap Personal Best Session Best B Crossing the pit lane

Table with columns: Lap, D, Time, Sector 1, Sector 2, Sector 3, T. Spd, Elapsed. Contains two columns of race data for 122 laps.







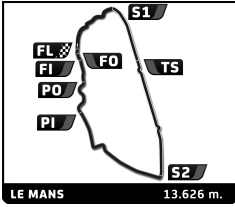
FIA WEC 92<sup>o</sup> Edition des 24 Heures du Mans Race



Sector Analysis

Table with columns for Lap, D, Time, Sector 1, Sector 2, Sector 3, T. Spd, Elapsed, and a second set of columns for Lap, D, Time, Sector 1, Sector 2, Sector 3, T. Spd, Elapsed. Includes legend for Lap under Red Flag, Invalidated Lap, Personal Best, Session Best, and Crossing the pit lane.





FIA WEC 92<sup>o</sup> Edition des 24 Heures du Mans Race

Sector Analysis



Lap under Red Flag Invalidated Lap Personal Best Session Best B Crossing the pit lane

Table with 2 columns of race data (Lap D, Time, Sector 1-3, T. Spd, Elapsed) for 2024 Le Mans 24h. Includes driver names and team information for Akkodis ASP Team.









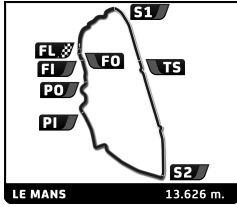












FIA WEC 92<sup>e</sup> Edition des 24 Heures du Mans Race



Sector Analysis

Lap under Red Flag Invalidated Lap Personal Best Session Best Crossing the pit lane

Table with columns: Lap, D, Time, Sector 1, Sector 2, Sector 3, T. Spd, Elapsed. It lists race data for multiple laps, including lap 83 for AF Corse with drivers Robert Kubica and Robert Schwartzman.





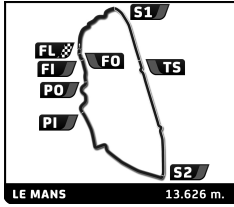












FIA WEC 92° Edition des 24 Heures du Mans Race



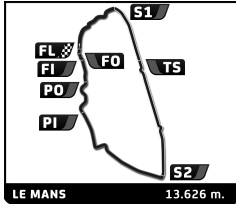
Sector Analysis

Lap under Red Flag Invalidated Lap Personal Best Session Best B Crossing the pit lane

Table with 2 columns of lap data (Lap D, Time, Sector 1-3, T. Spd, Elapsed) for various drivers. Includes performance highlights like '36.956' and '1:31.816'.





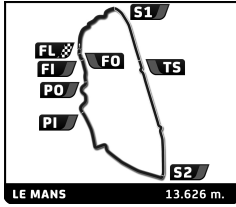


FIA WEC 92° Edition des 24 Heures du Mans Race



Sector Analysis

Table with columns: Lap, D, Time, Sector 1, Sector 2, Sector 3, T. Spd, Elapsed, Lap, D, Time, Sector 1, Sector 2, Sector 3, T. Spd, Elapsed. Includes legend for Lap under Red Flag, Invalidated Lap, Personal Best, Session Best, and Crossing the pit lane.



FIA WEC 92<sup>e</sup> Edition des 24 Heures du Mans Race



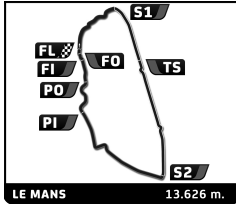
Sector Analysis

Lap under Red Flag Invalidated Lap Personal Best Session Best Crossing the pit lane

Table with columns: Lap, D, Time, Sector 1, Sector 2, Sector 3, T. Spd, Elapsed. Contains two sets of data for different drivers, including lap 88 highlighted in a box for Proton Competition.







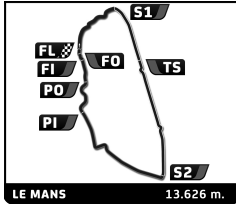
FIA WEC 92° Edition des 24 Heures du Mans Race



Sector Analysis

Lap under Red Flag Invalidated Lap Personal Best Session Best Crossing the pit lane

Table with columns: Lap, D, Time, Sector 1, Sector 2, Sector 3, T. Spd, Elapsed. Contains two columns of race data for 70 laps.



FIA WEC 92<sup>o</sup> Edition des 24 Heures du Mans Race



Sector Analysis

Lap under Red Flag Invalidated Lap Personal Best Session Best Crossing the pit lane

Table with columns: Lap, D, Time, Sector 1, Sector 2, Sector 3, T. Spd, Elapsed. It lists performance data for multiple laps and drivers.

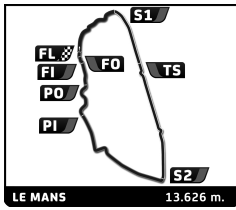






**24h**  
LE MANS®  
15-16<sup>TH</sup> JUNE 2024

**WEC**  
FIA WORLD ENDURANCE  
CHAMPIONSHIP



**FIA WEC**  
92<sup>o</sup> Edition des 24 Heures du Mans  
Race



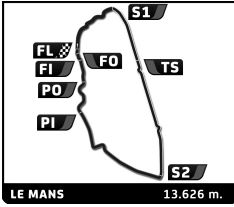
Sector Analysis

Lap under Red Flag											Invalidated Lap											Personal Best											Session Best											B Crossing the pit lane																																																																																																																																																																																																																																																																																																																																																																																																			
Lap	D	Time	Sector 1	Sector 2	Sector 3	T. Spd	Elapsed	Lap	D	Time	Sector 1	Sector 2	Sector 3	T. Spd	Elapsed	Lap	D	Time	Sector 1	Sector 2	Sector 3	T. Spd	Elapsed	Lap	D	Time	Sector 1	Sector 2	Sector 3	T. Spd	Elapsed	Lap	D	Time	Sector 1	Sector 2	Sector 3	T. Spd	Elapsed																																																																																																																																																																																																																																																																																																																																																																																																								
51	1	5:23.036	38.073	1:41.102	3:03.861	285.4	3:37:07.445	104	3	5:04.755	52.268	1:53.511	2:18.976	196.0	8:14:00.504	105	3	4:49.048	48.017	1:46.436	2:14.595	231.6	8:18:49.552	106	3	4:47.320	48.220	1:44.408	2:14.692	262.6	8:23:36.872	107	3	4:40.196	45.656	1:43.527	2:11.013	273.2	8:28:17.068	108	3	5:47.767	49.123	2:49.764	2:08.880	75.3	8:34:04.835	109	3	5:47.543 B	47.071	2:49.462	2:11.010	80.7	8:39:52.378	110	3	5:30.108	1:46.879	1:41.347	2:01.882	279.5	8:45:22.486	111	3	4:44.518	1:03.099	1:41.225	2:00.194	253.3	8:50:07.004	112	3	4:22.043	46.154	1:38.646	1:57.243	283.2	8:54:29.047	113	3	4:16.549	45.356	1:37.090	1:54.103	284.7	8:58:45.596	114	3	4:12.681	43.865	1:36.208	1:52.608	280.3	9:02:58.277	115	3	4:13.225	44.424	1:34.761	1:54.040	286.2	9:07:11.502	116	3	5:01.501	41.224	1:34.577	2:45.700	282.5	9:12:13.003	117	3	5:02.726	42.502	1:34.500	2:45.724	281.7	9:17:15.729	118	3	5:01.160	42.001	1:33.898	2:45.261	282.5	9:22:16.889	119	3	4:05.159	41.526	1:33.511	1:50.122	282.5	9:26:22.048	120	3	4:10.170 B	39.637	1:33.355	1:57.178	286.2	9:30:32.218	121	2	5:36.282	2:07.081	1:36.149	1:53.052	276.7	9:36:08.500	122	2	4:03.369	38.868	1:33.368	1:51.133	284.7	9:40:11.869	123	2	4:02.158	38.165	1:33.042	1:50.951	286.9	9:44:14.027	124	2	4:02.998	38.712	1:33.892	1:50.394	276.0	9:48:17.025	125	2	5:01.593	39.886	2:31.232	1:50.475	80.6	9:53:18.618	126	2	3:58.910	37.769	1:32.132	1:49.009	284.7	9:57:17.528	127	2	4:02.530	37.796	1:33.800	1:50.934	287.7	10:01:20.058	128	2	3:58.678	37.583	1:31.762	1:49.333	289.3	10:05:18.736	129	2	3:57.463	37.252	1:31.492	1:48.719	285.4	10:09:16.199	130	2	4:04.401 B	37.206	1:31.451	1:55.744	286.9	10:13:20.600	131	2	5:06.539	1:42.766	1:33.253	1:50.520	276.7	10:18:27.139	132	2	3:58.634	37.391	1:32.233	1:49.010	286.9	10:22:25.773	133	2	4:00.295	38.549	1:32.045	1:49.701	283.9	10:26:26.068	134	2	3:59.946	37.406	1:31.857	1:50.683	283.9	10:30:26.014	135	2	3:59.991	37.401	1:31.447	1:51.143	285.4	10:34:26.005	136	2	4:00.836	38.520	1:32.579	1:49.737	287.7	10:38:26.841	137	2	3:58.247	37.428	1:31.910	1:48.909	282.5	10:42:25.088	138	2	3:58.326	37.560	1:31.767	1:48.999	283.2	10:46:23.414	139	2	4:24.470	59.798	1:35.096	1:49.576	281.7	10:50:47.884	140	2	4:29.834 B	59.564	1:34.840	1:55.430	285.4	10:55:17.718	141	2	5:33.198	2:03.944	1:35.573	1:53.681	283.2	11:00:50.916	142	2	4:02.059	38.433	1:33.401	1:50.225	279.5	11:04:52.975	143	2	4:44.499	37.268	1:33.741	2:33.490	287.7	11:09:37.474	144	2	6:00.430	48.157	1:45.130	3:27.143	242.6	11:15:37.904	145	2	5:34.624 B	1:21.551	1:47.642	2:25.431	235.7	11:21:12.528	146	2	5:27.686	1:42.898	1:40.543	2:04.245	276.7	11:26:40.214	147	2	4:27.806	43.396	1:39.801	2:04.609	282.5	11:31:08.020	148	2	4:27.939	43.335	1:40.703	2:03.901	278.8	11:35:35.959	149	2	4:28.965	43.700	1:41.475	2:03.790	263.9	11:40:04.924	150	2	4:27.772	43.591	1:40.224	2:03.957	278.8	11:44:32.696	151	2	5:44.822 B	45.824	1:49.100	3:09.898	204.5	11:50:17.518	152	1	9:55.418	3:48.295	2:52.899	3:14.224	142.2	12:00:12.936	153	1	7:33.682	1:03.920	3:06.695	3:23.067	106.3	12:07:46.618	154	1	8:18.933	1:10.131	3:14.355	3:54.447	117.6	12:16:05.551	155	1	9:07.133	1:12.877	3:40.080	4:14.176	111.0	12:25:12.684	156	1	10:49.045	1:27.422	4:36.620	4:45.003	73.4	12:36:01.729







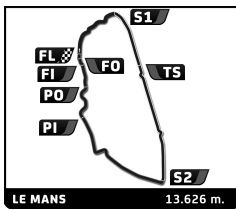


## FIA WEC 92<sup>e</sup> Edition des 24 Heures du Mans Race

### Sector Analysis



		Lap under Red Flag						Invalidated Lap						Personal Best						Session Best						B Crossing the pit lane																																																																																																																																																																																																																																																																																																																																																																																																																					
Lap	D	Time	Sector 1	Sector 2	Sector 3	T. Spd	Elapsed	Lap	D	Time	Sector 1	Sector 2	Sector 3	T. Spd	Elapsed	Lap	D	Time	Sector 1	Sector 2	Sector 3	T. Spd	Elapsed	Lap	D	Time	Sector 1	Sector 2	Sector 3	T. Spd	Elapsed	Lap	D	Time	Sector 1	Sector 2	Sector 3	T. Spd	Elapsed																																																																																																																																																																																																																																																																																																																																																																																																								
85	2	4:42.307	44.738	1:40.872	2:16.697	282.5	6:02:08.715	138	1	4:06.499	40.053	1:34.128	1:52.318	284.7	10:47:29.675	139	1	4:27.647	1:00.616	1:35.675	1:51.356	281.7	10:51:57.322	140	1	4:14.742	49.404	1:33.549	1:51.789	285.4	10:56:12.064	141	1	4:02.013	38.065	1:33.048	1:50.900	287.7	11:00:14.077	142	1	4:06.593	38.190	1:36.272	1:52.131	286.9	11:04:20.670	143	1	4:52.588	38.377	1:35.020	2:39.191	286.2	11:09:13.258	144	2	8:23.336	2:25.453	2:08.034	3:49.849	277.4	11:17:36.594	145	2	4:28.163	43.293	1:40.249	2:04.621	276.7	11:22:04.757	146	2	4:26.986	43.417	1:39.448	2:04.121	280.3	11:26:31.743	147	2	4:29.229	43.833	1:40.134	2:05.262	277.4	11:31:00.972	148	2	4:28.750	43.303	1:40.845	2:04.602	279.5	11:35:29.722	149	2	4:27.998	43.714	1:40.963	2:03.321	278.8	11:39:57.720	150	2	4:29.268	43.586	1:41.943	2:03.739	273.9	11:44:26.988	151	2	5:49.337	48.676	1:50.235	3:10.426	219.0	11:50:16.325	152	1	9:55.559	3:45.377	2:55.643	3:14.539	126.7	12:00:11.884	153	1	7:33.307	1:03.880	3:06.494	3:22.933	96.2	12:07:45.191	154	1	8:18.552	1:09.908	3:14.518	3:54.126	100.8	12:16:03.743	155	1	9:08.234	1:13.551	3:39.675	4:15.008	115.2	12:25:11.977	156	1	10:48.787	1:26.749	4:36.981	4:45.057	78.6	12:36:00.764	157	1	10:49.749	1:27.651	4:34.431	4:47.667	76.3	12:46:50.513	158	1	10:45.604	1:25.642	4:33.399	4:46.563	83.1	12:57:36.117	159	1	10:44.154	1:24.980	4:34.991	4:44.183	75.1	13:08:20.271	160	1	9:44.310	1:19.242	4:05.733	4:19.335	81.3	13:18:04.581	161	1	9:43.349	1:19.741	4:07.116	4:16.492	84.3	13:27:47.930	162	1	9:41.874	1:17.736	4:07.158	4:16.980	86.5	13:37:29.804	163	1	9:33.903	1:17.342	4:01.751	4:14.810	90.7	13:47:03.707	164	1	9:35.992	1:14.530	4:03.496	4:17.966	79.1	13:56:39.699	165	1	9:40.993	1:20.276	4:06.018	4:14.699	80.4	14:06:20.692	166	1	9:42.778	1:17.926	4:08.658	4:16.194	95.4	14:16:03.470	167	1	9:39.641	1:16.441	4:05.710	4:17.490	72.0	14:25:43.111	168	1	9:40.618	1:18.331	4:05.637	4:16.650	86.1	14:35:23.729	169	1	9:43.132	1:19.975	4:07.418	4:15.739	90.7	14:45:06.861	170	1	9:27.898	1:20.448	4:04.042	4:03.408	87.0	14:54:34.759	171	1	8:49.179	1:13.932	3:38.991	3:56.256	129.2	15:03:23.938	172	3	11:07.831	3:37.062	3:41.829	3:48.940	89.3	15:14:31.769	173	3	8:03.547	1:07.201	3:25.148	3:31.198	98.9	15:22:35.316	174	3	8:00.041	1:07.145	3:19.967	3:32.929	103.6	15:30:35.357	175	3	7:34.501	1:08.202	3:06.294	3:20.005	111.8	15:38:09.858	176	3	7:18.509	59.728	3:01.291	3:17.490	108.2	15:45:28.367	177	3	7:29.556	1:00.948	3:09.576	3:19.032	125.1	15:52:57.923	178	3	8:49.121	52.095	3:18.741	4:38.285	201.5	16:01:47.044	179	3	9:17.536	1:29.296	4:09.230	3:39.010	74.5	16:11:04.580	180	3	4:35.969	44.543	1:42.371	2:09.055	232.1	16:15:40.549	181	3	4:32.479	45.449	1:41.831	2:05.199	281.0	16:20:13.028	182	3	5:00.342	46.369	1:52.431	2:21.542	216.8	16:25:13.370	183	3	29:20.065	...	1:48.609	2:08.664	238.8	16:54:33.435	184	3	4:37.871	47.944	1:43.478	2:06.449	267.8	16:59:11.306	185	3	4:28.005	46.234	1:39.824	2:01.947	261.3	17:03:39.311	186	3	4:19.514	43.976	1:38.920	1:56.618	275.3	17:07:58.825	187	3	4:16.186	43.935	1:36.739	1:55.512	287.7	17:12:15.011	188	3	4:11.262	40.321	1:34.329	1:56.612	289.3	17:16:26.273	189	3	5:14.119	41.286	1:34.912	2:57.921	284.7	17:21:40.392	190	3	5:20.407	39.545	1:40.050	3:00.812	286.9	17:27:00.799



FIA WEC 92° Edition des 24 Heures du Mans Race



Sector Analysis

Table with columns: Lap, D, Time, Sector 1, Sector 2, Sector 3, T. Spd, Elapsed. Includes legend for Lap under Red Flag, Invalidated Lap, Personal Best, Session Best, Crossing the pit lane.

93 Peugeot TotalEnergies 1. Jean-Eric VERGNE 3. Nico MÜLLER Peugeot 9X8 HYPERCAR H 2. Mikkel JENSEN. List of lap data for this entry.



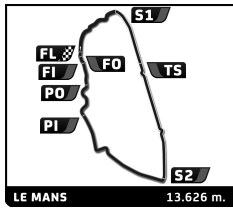












FIA WEC 92° Edition des 24 Heures du Mans Race

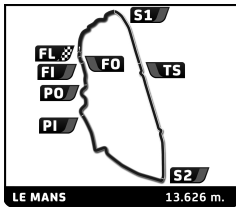


Sector Analysis

Lap under Red Flag Invalidated Lap Personal Best Session Best Crossing the pit lane

Table with columns: Lap, D, Time, Sector 1, Sector 2, Sector 3, T. Spd, Elapsed. Contains two columns of race data.





FIA WEC 92nd Edition des 24 Heures du Mans Race



Sector Analysis

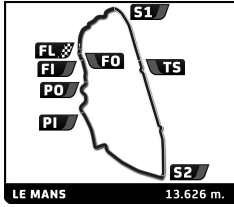
Table with columns: Lap, D, Time, Sector 1, Sector 2, Sector 3, T. Spd, Elapsed. Includes legend for Lap under Red Flag, Invalidated Lap, Personal Best, Session Best, and Crossing the pit lane.

Driver list for McLaren 720S LMGTS3 Evo, including driver names and lap times.









FIA WEC 92<sup>e</sup> Edition des 24 Heures du Mans Race



Sector Analysis

Lap under Red Flag Invalidated Lap Personal Best Session Best B Crossing the pit lane

Table with columns: Lap, D, Time, Sector 1, Sector 2, Sector 3, T. Spd, Elapsed. It contains two columns of lap data for various drivers, with highlighted values for Personal Best and Session Best.





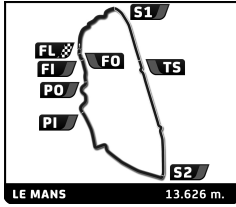












FIA WEC 92<sup>e</sup> Edition des 24 Heures du Mans Race



Sector Analysis

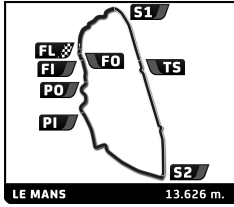
Table with columns: Lap, D, Time, Sector 1, Sector 2, Sector 3, T. Spd, Elapsed. Includes legend for Lap under Red Flag, Invalidated Lap, Personal Best, Session Best, and Crossing the pit lane. Features driver names like Whelen Cadillac Racing and Jack AITKEN.











FIA WEC 92<sup>e</sup> Edition des 24 Heures du Mans Race

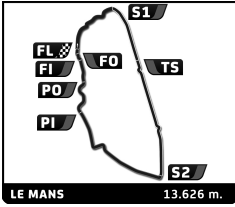


Sector Analysis

Lap under Red Flag Invalidated Lap Personal Best Session Best Crossing the pit lane

Table with columns: Lap, D, Time, Sector 1, Sector 2, Sector 3, T. Spd, Elapsed. Contains race data for multiple laps and drivers.

777 D'Station Racing 1.Satoshi HOSHINO 2.Erwan BASTARD 3.Marco SØRENSEN LMGT3

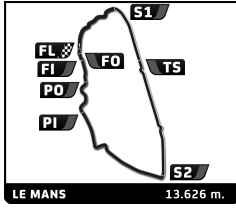


FIA WEC  
92<sup>o</sup> Edition des 24 Heures du Mans  
Race



Sector Analysis

												Lap under Red Flag					Invalidated Lap					Personal Best					Session Best					B Crossing the pit lane																																																																																																																																																																																																																																																																																																																																																																																																															
Lap	D	Time	Sector 1	Sector 2	Sector 3	T. Spd	Elapsed	Lap	D	Time	Sector 1	Sector 2	Sector 3	T. Spd	Elapsed	Lap	D	Time	Sector 1	Sector 2	Sector 3	T. Spd	Elapsed	Lap	D	Time	Sector 1	Sector 2	Sector 3	T. Spd	Elapsed																																																																																																																																																																																																																																																																																																																																																																																																																
77	3	3:59.297	37.306	1:32.836	1:49.155	278.8	5:32:04.411	130	2	5:13.306	1:48.507	1:33.911	1:50.888	276.0	10:19:40.963	131	2	4:02.765	38.434	1:33.731	1:50.600	276.0	10:23:43.728	132	2	4:02.248	38.011	1:33.494	1:50.743	276.7	10:27:45.976	133	2	4:04.162	38.041	1:35.797	1:50.324	278.8	10:31:50.138	134	2	4:03.671	39.590	1:32.938	1:51.143	280.3	10:35:53.809	135	2	4:03.050	39.283	1:33.344	1:50.423	283.2	10:39:56.859	136	2	4:01.480	37.902	1:33.020	1:50.558	278.1	10:43:58.339	137	2	4:05.571	39.294	1:33.158	1:53.119	282.5	10:48:03.910	138	2	4:27.852	1:01.480	1:36.337	1:50.035	276.7	10:52:31.762	139	2	4:07.661	38.036	1:33.116	1:56.509	278.1	10:56:39.423	140	2	5:09.572	1:44.413	1:33.430	1:51.729	282.5	11:01:48.995	141	2	4:11.451	39.531	1:33.640	1:58.280	278.8	11:06:00.446	142	2	4:54.638	38.439	1:36.964	2:39.235	276.7	11:10:55.084	143	2	7:53.384	1:46.759	3:51.414	2:15.211	79.4	11:18:48.468	144	2	4:30.415	44.062	1:41.130	2:05.223	273.9	11:23:18.883	145	2	4:32.277	44.547	1:42.062	2:06.668	268.4	11:27:52.160	146	2	4:33.280	44.104	1:42.322	2:06.854	273.9	11:32:25.440	147	2	4:34.825	44.674	1:43.232	2:06.919	226.8	11:37:00.265	148	2	4:31.891	44.432	1:41.985	2:05.474	271.1	11:41:32.156	149	2	5:12.444	44.500	1:42.112	2:45.832	268.4	11:46:44.600	150	2	7:50.842	1:08.435	3:12.070	3:30.337	113.5	11:54:35.442	151	2	7:24.514	1:04.125	2:59.563	3:20.826	127.0	12:01:59.956	152	3	11:30.519	4:50.064	3:04.058	3:36.397	119.1	12:13:30.475	153	3	8:49.056	1:12.491	3:45.090	3:51.475	89.6	12:22:19.531	154	3	10:20.590	1:17.040	4:26.561	4:36.989	66.9	12:32:40.121	155	3	10:44.778	1:25.094	4:31.218	4:48.466	85.1	12:43:24.899	156	3	10:59.014	1:30.290	4:43.515	4:45.209	88.6	12:54:23.913	157	3	10:40.023	1:22.021	4:44.773	4:33.229	88.7	13:05:03.936	158	3	10:08.094	1:31.955	4:14.757	4:21.382	74.1	13:15:12.030	159	3	9:38.961	1:22.267	3:59.648	4:17.046	81.5	13:24:50.991	160	3	9:40.669	1:21.738	4:03.568	4:15.363	64.6	13:34:31.660	161	1	12:57.988	4:52.915	3:50.346	4:14.727	70.7	13:47:29.648	162	1	9:39.948	1:18.933	4:04.455	4:16.560	67.7	13:57:09.596	163	1	9:40.104	1:19.898	4:05.348	4:14.858	99.2	14:06:49.700	164	1	9:35.755	1:15.447	4:08.963	4:11.345	85.5	14:16:25.455	165	1	9:40.563	1:20.593	4:01.713	4:18.257	93.1	14:26:06.018	166	1	9:43.552	1:23.794	4:01.225	4:18.533	86.2	14:35:49.570	167	1	9:42.223	1:16.977	4:07.654	4:17.592	84.3	14:45:31.793	168	1	9:25.581	1:17.749	4:06.079	4:01.753	104.8	14:54:57.374	169	1	8:48.202	1:19.549	3:32.245	3:56.408	81.7	15:03:45.576	170	1	8:41.567	1:10.990	3:40.098	3:50.479	76.0	15:12:27.143	171	1	8:08.820	1:10.676	3:27.715	3:30.429	81.7	15:20:35.963	172	1	7:54.308	1:01.822	3:20.477	3:32.009	109.8	15:28:30.271	173	1	7:41.691	1:05.425	3:17.082	3:19.184	109.2	15:36:11.962	174	1	7:26.173	1:04.064	3:03.452	3:18.657	80.5	15:43:38.135	175	1	7:26.582	58.336	3:08.762	3:19.484	150.5	15:51:04.717	176	1	7:41.243	59.565	4:26.170	2:15.508	80.6	15:58:45.960	177	1	4:45.327	47.245	1:48.610	2:09.472	249.3	16:03:31.287	178	1	7:48.941	46.571	3:34.389	3:27.981	125.4	16:11:20.228	179	1	4:51.742	47.966	1:49.447	2:14.329	257.6	16:16:11.970	180	1	4:38.712	46.706	1:43.497	2:08.509	276.7	16:20:50.682	181	1	4:42.181	47.738	1:43.265	2:11.178	274.6	16:25:32.863	182	1	5:38.369	1:48.081	1:43.856	2:06.432	260.0	16:31:11.232



FIA WEC 92° Edition des 24 Heures du Mans Race



Sector Analysis

Lap under Red Flag Invalidated Lap Personal Best Session Best B Crossing the pit lane

Table with columns: Lap, D, Time, Sector 1, Sector 2, Sector 3, T. Spd, Elapsed. It lists performance data for two drivers across 235 laps.

