

## Fun Cup

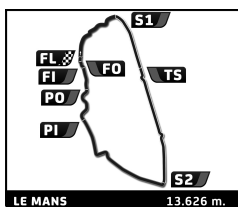
### 92<sup>e</sup> Edition des 24 Heures du Mans

#### Free Practice 1

### Sector Analysis

— Invalidated Lap    ■ Personal Best    ■ Session Best    B Crossing the pit lane

Lap	Time	Sector 1	Sector 2	Sector 3	Kph	Elapsed	Lap	Time	Sector 1	Sector 2	Sector 3	Kph	Elapsed
<b>2</b> TEAM GRUAU													
TEAM GRUAU							Fun Cup						
1	6:40.387	59.926	3:04.078	2:36.383	121.2	12:29.523	3	7:00.346	2:27.939	2:04.204	2:28.203	116.7	22:51.428
2	5:43.735	52.499	2:08.524	2:42.712	142.7	18:13.258	4	5:19.796	48.927	2:03.616	2:27.253	153.4	28:11.224
3	5:32.069	53.007	2:07.466	2:31.596	147.7	23:45.327	5	6:20.780B	49.931	2:05.207	3:25.642	128.8	34:32.004
4	6:27.627B	50.555	2:08.002	3:29.070	126.5	30:12.954	6	7:23.393	2:38.111	2:10.538	2:34.744	110.6	41:55.397
5	7:02.621	2:24.958	2:06.869	2:30.794	116.1	37:15.575	7	5:35.727	50.654	2:09.844	2:35.229	146.1	47:31.124
6	5:28.248	50.710	2:07.233	2:30.305	149.4	42:43.823							
7	5:30.298	50.196	2:06.431	2:33.671	148.5	48:14.121							
<b>5</b> SYSTEMHOUSE 2 RACING													
SYSTEMHOUSE 2 RACING							Fun Cup						
1	6:50.266	58.678	3:19.673	2:31.915	118.3	10:25.972							
2	5:28.224	51.273	2:03.898	2:33.053	149.5	15:54.196							
3	5:56.872	50.230	2:04.063	3:02.579	137.5	21:51.068							
4	5:26.705	52.419	2:03.713	2:30.573	150.1	27:17.773							
5	5:22.966	50.767	2:03.117	2:29.082	151.9	32:40.739							
6	5:20.090	49.225	2:03.115	2:27.750	153.2	38:00.829							
7	5:25.854	49.239	2:07.244	2:29.371	150.5	43:26.683							
<b>19</b> TEAM 19													
TEAM 19							Fun Cup						
1	6:44.908	58.208	3:09.579	2:37.121	119.9	12:31.101							
2	5:50.389	53.307	2:08.974	2:48.108	140.0	18:21.490							
3	5:39.464	55.675	2:06.502	2:37.287	144.5	24:00.954							
4	6:31.375B	53.308	2:07.011	3:31.056	125.3	30:32.329							
5	7:21.541	2:34.916	2:10.131	2:36.494	111.1	37:53.870							
6	5:38.556	51.487	2:10.807	2:36.262	144.9	43:32.426							
7	6:05.784	51.151	2:06.310	3:08.323	134.1	49:38.210							
<b>23</b> CELSIUS													
CELSIUS							Fun Cup						
1	6:41.323	58.349	3:05.777	2:37.197	120.9	12:28.075							
2	5:46.431	53.275	2:11.097	2:42.059	141.6	18:14.506							
3	5:32.948	52.928	2:07.395	2:32.625	147.3	23:47.454							
4	5:43.753	51.874	2:06.843	2:45.036	142.7	29:31.207							
5	5:28.595	52.481	2:05.305	2:30.809	149.3	34:59.802							
6	5:32.539	53.507	2:07.805	2:31.227	147.5	40:32.341							
7	5:25.125	50.569	2:04.458	2:30.098	150.9	45:57.466							
<b>24</b> SYSTEMHOUSE 24													
SYSTEMHOUSE							Fun Cup						
1	6:09.237	49.475	2:56.683	2:23.079	131.4	9:16.709							
2	5:13.652	47.836	2:02.598	2:23.218	156.4	14:30.361							
3	5:50.461	47.670	2:01.790	3:01.001	140.0	20:20.822							
4	5:11.725	48.208	2:02.177	2:21.340	157.4	25:32.547							
5	5:08.404	47.425	2:00.301	2:20.678	159.1	30:40.951							
6	6:21.124B	50.920	2:02.339	3:27.865	128.7	37:02.075							
7	7:16.831	2:49.956	2:01.947	2:24.928	112.3	44:18.906							
8	6:02.127	48.442	2:01.960	3:11.725	135.5	50:21.033							
<b>26</b> NO LIMIT RACING 26													
NO LIMIT RACING							Fun Cup						
1	6:24.534	53.066	3:04.795	2:26.673	126.2	9:34.457							
2	6:16.625B	49.726	2:04.310	3:22.589	130.2	15:51.082							
<b>27</b> 24 EVENTS BY DNS													
23 EVENTS BY DNS							Fun Cup						
1	6:56.812	58.143	3:33.724	2:24.945	116.4	11:12.278							
2	5:16.766	48.270	2:03.463	2:25.033	154.9	16:29.044							
3	6:21.029B	47.844	2:01.945	3:31.240	128.7	22:50.073							
4	9:04.982	4:34.734	2:03.989	2:26.259	90.0	31:55.055							
5	5:14.029	50.284	2:01.573	2:22.172	156.2	37:09.084							
6	5:14.329	48.841	2:01.547	2:23.941	156.1	42:23.413							
7	5:25.458B	48.364	2:01.636	2:35.458	150.7	47:48.871							
<b>29</b> NO LIMIT RACING 29													
NO LIMIT RACING							Fun Cup						
1	6:21.754	53.724	3:03.207	2:24.823	127.1	9:32.206							
2	6:16.261B	49.535	2:02.771	3:23.955	130.4	15:48.467							
3	8:22.817	3:26.536	2:11.148	2:45.133	97.6	24:11.284							
4	5:36.590	54.581	2:07.255	2:34.754	145.7	29:47.874							
5	6:40.565B	51.491	2:14.527	3:34.547	122.5	36:28.439							
6	7:15.986	2:38.491	2:07.407	2:30.088	112.5	43:44.425							
7	5:56.658	50.879	2:03.408	3:02.371	137.5	49:41.083							
<b>37</b> E2P RACING													
E2P RACING							Fun Cup						
1	7:04.507	56.193	3:26.048	2:42.266	114.3	11:14.879							
2	5:42.132	53.822	2:10.057	2:38.253	143.4	16:57.011							
3	5:41.565	56.008	2:08.838	2:36.719	143.6	22:38.576							
4	6:47.115B	53.149	2:06.613	3:47.353	120.5	29:25.691							
5	6:45.082	2:10.773	2:04.432	2:29.877	121.1	36:10.773							
6	5:21.998	49.804	2:05.162	2:27.032	152.3	41:32.771							
7	5:18.210	49.013	2:03.008	2:26.189	154.2	46:50.981							
<b>38</b> AC MOTORSPORT 38													
AC MOTORSPORT							Fun Cup						
1	6:40.543	55.256	3:15.107	2:30.180	121.2	10:04.576							
2	6:16.007B	50.540	2:04.963	3:20.504	130.5	16:20.583							
3	7:21.440	2:32.552	2:11.106	2:37.782	111.1	23:42.023							
4	5:35.783	52.853	2:10.261	2:32.669	146.1	29:17.806							
5	5:32.844	52.151	2:07.515	2:33.178	147.4	34:50.650							
6	6:33.588B	52.086	2:08.420	3:33.082	124.6	41:24.238							
7	6:58.576	2:20.720	2:10.491	2:27.365	117.2	48:22.814							
<b>42</b> PINOT													
PINOT							Fun Cup						
1	7:16.096	1:04.640	3:36.929	2:34.527	111.3	10:55.490							
2	5:24.569	51.067	2:04.027	2:29.475	151.1	16:20.059							
3	5:36.822	50.818	2:04.168	2:41.836	145.6	21:56.881							
4	5:21.570	49.626	2:04.525	2:27.419	152.5	27:18.451							
5	5:25.588	51.118	2:04.263	2:30.207	150.7	32:44.039							
6	6:23.074B	50.705	2:04.873	3:27.496	128.1	39:07.113							
7	7:10.792	2:24.667	2:08.788	2:37.337	113.9	46:17.905							



## Fun Cup

### 92<sup>e</sup> Edition des 24 Heures du Mans

#### Free Practice 1

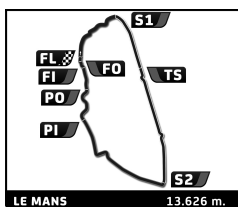
### Sector Analysis

— Invalidated Lap    ■ Personal Best    ■ Session Best    ■ Crossing the pit lane

Lap	Time	Sector 1	Sector 2	Sector 3	Kph	Elapsed	Lap	Time	Sector 1	Sector 2	Sector 3	Kph	Elapsed
<b>72</b> SOUND QUATTRO													
SOUND QUATTRO							Fun Cup						
1	6:48.039	57.451	3:11.097	2:39.491	118.9	12:11.984	6	5:28.640	50.587	2:08.151	2:29.902	149.3	43:20.940
2	5:41.560	52.471	2:08.312	2:40.777	143.6	17:53.544	7	6:17.810	52.719	2:07.385	3:17.706	129.8	49:38.750
3	5:30.286	51.082	2:06.797	2:32.407	148.5	23:23.830							
4	5:26.761	50.367	2:05.732	2:30.662	150.1	28:50.591							
5	6:25.012B	50.646	2:05.538	3:28.828	127.4	35:15.603							
6	6:29.244	1:59.635	2:04.667	2:24.942	126.0	41:44.847							
7	5:17.658	48.904	2:03.691	2:25.063	154.4	47:02.505							
<b>78</b> TEAM WRT 78													
TEAM WRT							Fun Cup						
1	6:56.035	58.447	3:25.708	2:31.880	116.7	10:53.087							
2	5:25.055	52.009	2:04.477	2:28.569	150.9	16:18.142							
3	5:33.634	49.933	2:02.427	2:41.274	147.0	21:51.776							
4	5:16.363	50.417	2:02.442	2:23.504	155.1	27:08.139							
5	6:09.459B	48.676	2:03.997	3:16.786	132.8	33:17.598							
6	11:56.405B	6:31.147	2:03.033	3:22.225	68.5	45:14.003							
<b>80</b> AC Motorsport 80													
AC Motorsport							Fun Cup						
1	7:10.334	1:00.901	3:36.975	2:32.458	112.8	10:50.799							
2	5:25.955	50.943	2:03.423	2:31.589	150.5	16:16.754							
3	5:44.480	52.721	2:05.401	2:46.358	142.4	22:01.234							
4	5:35.486B	49.957	2:04.103	2:41.426	146.2	27:36.720							
5	8:36.146	3:45.754	2:13.602	2:36.790	95.0	36:12.866							
6	5:44.080	55.576	2:10.267	2:38.237	142.6	41:56.946							
7	5:38.682	55.419	2:06.957	2:36.306	144.8	47:35.628							
<b>82</b> ZOSH - DI ENVIRONNEMENT													
ZOSH - DI ENVIRONNEMENT							Fun Cup						
1	6:41.348	57.808	3:14.662	2:28.878	120.9	9:57.379							
2	5:15.644	48.755	2:01.320	2:25.569	155.4	15:13.023							
3	6:02.763	48.497	2:03.609	3:10.657	135.2	21:15.786							
4	5:09.472	47.885	1:59.982	2:21.605	158.5	26:25.258							
5	6:06.993B	47.955	2:00.812	3:18.226	133.7	32:32.251							
6	6:45.535	2:12.249	2:04.152	2:29.134	121.0	39:17.786							
7	5:18.190	50.047	2:01.612	2:26.531	154.2	44:35.976							
<b>88</b> TEAM WRT 88													
TEAM WRT							Fun Cup						
1	6:48.971	59.157	3:18.581	2:31.233	118.7	10:26.324							
2	5:25.757	49.976	2:03.482	2:32.299	150.6	15:52.081							
3	5:50.118	49.250	2:03.456	2:57.412	140.1	21:42.199							
4	5:14.177	49.075	2:00.686	2:24.416	156.1	26:56.376							
5	6:10.872B	51.582	2:01.957	3:17.333	132.3	33:07.248							
6	9:01.520B	2:32.682	2:25.772	4:03.066	90.6	42:08.768							
<b>93</b> GPX													
GPX							Fun Cup						
1	6:46.743	58.424	3:06.704	2:41.615	119.3	12:40.450							
2	5:43.707	53.214	2:08.405	2:42.088	142.7	18:24.157							
3	5:44.909	54.623	2:08.702	2:41.584	142.2	24:09.066							
4	6:31.529B	52.887	2:09.144	3:29.498	125.3	30:40.595							
5	7:11.705	2:32.318	2:07.566	2:31.821	113.6	37:52.300							
<b>116</b> PP 81													
PP 81							Fun Cup						
1	6:38.422	1:00.678	3:11.342	2:26.402	121.8	10:04.756							
2	5:22.442	50.979	2:03.784	2:27.679	152.1	15:27.198							
3	6:43.753B	49.639	2:02.921	3:51.193	121.5	22:10.951							
4	14:38.159	9:29.852	2:16.856	2:51.451	55.9	36:49.110							
5	6:04.267	56.933	2:16.716	2:50.618	134.7	42:53.377							
6	5:52.522	54.560	2:08.504	2:49.458	139.2	48:45.899							
<b>135</b> SKR 135													
SKR							Fun Cup						
1	6:59.023	1:05.035	3:22.141	2:31.847	115.8	11:44.092							
2	5:38.556	52.358	2:08.995	2:37.203	144.9	17:22.648							
3	6:29.644B	52.007	2:05.167	3:32.470	125.9	23:52.292							
4	8:13.942	3:27.392	2:06.870	2:39.680	99.3	32:06.234							
5	5:33.331	51.618	2:07.133	2:34.580	147.2	37:39.565							
6	5:50.662B	52.144	2:09.424	2:49.094	139.9	43:30.227							
<b>142</b> LES ARTISTES PEINTRE													
LES ARTISTES PEINTRE							Fun Cup						
1	6:56.630	58.357	3:11.410	2:46.863	116.5	12:41.406							
2	5:48.104	55.042	2:09.794	2:43.268	140.9	18:29.510							
3	5:42.927	53.700	2:07.457	2:41.770	143.0	24:12.437							
4	5:41.045	54.872	2:07.391	2:38.782	143.8	29:53.482							
5	6:37.876B	54.055	2:08.110	3:35.711	123.3	36:31.358							
6	7:56.672	2:51.845	2:12.594	2:52.233	102.9	44:28.030							
<b>148</b> SKR 148													
SKR							Fun Cup						
1	7:00.281	56.919	3:27.376	2:35.986	115.5	11:57.647							
2	5:32.767	52.247	2:06.307	2:34.213	147.4	17:30.414							
3	6:24.175B	52.062	2:03.876	3:28.237	127.7	23:54.589							
4	7:35.563	3:04.666	2:04.158	2:26.739	107.7	31:30.152							
5	5:17.010	48.842	2:02.474	2:25.694	154.7	36:47.162							
6	6:20.063B	49.345	2:03.695	3:27.023	129.1	43:07.225							
<b>149</b> CURRUS RACING													
CURRUS RACING							Fun Cup						
1	6:45.573	59.373	3:05.425	2:40.775	119.7	12:26.739							
2	6:42.834B	53.651	2:10.884	3:38.299	121.8	19:09.573							
3	8:56.328	4:29.152	2:04.236	2:22.940	91.5	28:05.901							
4	5:10.071	48.075	2:01.790	2:20.206	158.2	33:15.972							
5	5:16.250	47.373	2:01.166	2:27.711	155.1	38:32.222							
6	6:11.449B	47.851	2:00.577	3:23.021	132.1	44:43.671							
<b>150</b> ZOSH 150													
ZOSH							Fun Cup						
1	8:39.797B	1:00.554	3:33.267	4:05.976	93.4	12:09.700							
2	8:01.312	2:37.062	2:09.057	3:15.193	101.9	20:11.012							
3	5:29.427	53.597	2:07.938	2:27.892	148.9	25:40.439							
4	5:21.693	51.013	2:03.764	2:26.916	152.5	31:02.132							
5	5:19.733	49.994	2:03.470	2:26.269	153.4	36:21.865							
6	6:21.532B	49.947	2:08.852	3:22.733	128.6	42:43.397							

# FUN CUP

FRANCE

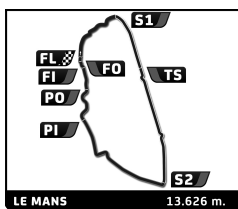


## Fun Cup 92<sup>e</sup> Edition des 24 Heures du Mans Free Practice 1

### Sector Analysis

— Invalidated Lap    ■ Personal Best    ■ Session Best    B Crossing the pit lane

Lap	Time	Sector 1	Sector 2	Sector 3	Kph	Elapsed	Lap	Time	Sector 1	Sector 2	Sector 3	Kph	Elapsed
<b>156</b> AAI BY SKR													
AAI BY SKR							Fun Cup						
1	6:45.528	57.041	3:05.929	2:42.558	119.7	12:39.530	6	5:25.289	49.854	2:06.040	2:29.395	150.8	39:55.608
2	5:43.598	52.822	2:08.556	2:42.220	142.8	18:23.128	7	6:18.470 B	<b>49.118</b>	<b>2:03.240</b>	3:26.112	129.6	46:14.078
3	5:48.407	54.837	2:08.794	2:44.776	140.8	24:11.535							
4	<b>5:31.721</b>	53.943	<b>2:05.040</b>	<b>2:32.738</b>	147.9	29:43.256							
5	6:25.400 B	<b>52.370</b>	2:06.138	3:26.892	127.3	36:08.656							
6	9:31.731	4:20.756	2:19.001	2:51.974	85.8	45:40.387							
<b>161</b> ORHES - SKOOL													
ORHES - SKOOL							Fun Cup						
1	7:03.097	56.730	3:32.067	2:34.300	114.7	11:47.423							
2	5:37.416	51.306	2:07.213	2:38.897	145.4	17:24.839							
3	5:24.356	51.251	2:03.897	2:29.208	151.2	22:49.195							
4	5:21.540	49.913	2:04.460	2:27.167	152.6	28:10.735							
5	5:21.220	51.004	2:03.290	<b>2:26.926</b>	152.7	33:31.955							
6	<b>5:20.343</b>	49.585	2:03.716	2:27.042	153.1	38:52.298							
7	6:17.348 B	<b>49.137</b>	<b>2:02.818</b>	3:25.393	130.0	45:09.646							
<b>172</b> LADC 172													
LADC 172							Fun Cup						
1	6:46.416	58.780	3:06.118	2:41.518	119.4	12:37.811							
2	5:44.694	52.665	2:09.004	2:43.025	142.3	18:22.505							
3	5:41.604	55.120	2:07.785	2:38.699	143.6	24:04.109							
4	6:32.357 B	52.100	2:06.471	3:33.786	125.0	30:36.466							
5	7:26.772	2:51.237	2:05.090	2:30.445	109.8	38:03.238							
6	<b>5:23.633</b>	49.795	2:05.308	<b>2:28.530</b>	151.6	43:26.871							
7	5:44.963	<b>48.719</b>	<b>2:03.362</b>	2:52.882	142.2	49:11.834							
<b>183</b> BH MOTORS													
BH MOTORS							Fun Cup						
1	7:01.624	1:00.960	3:25.367	2:35.297	115.1	11:37.656							
2	5:42.558	53.796	2:08.143	2:40.619	143.2	17:20.214							
3	6:21.263 B	50.936	2:05.146	3:25.181	128.7	23:41.477							
4	7:19.095	2:43.868	2:07.574	2:27.653	111.7	31:00.572							
5	5:20.365	50.125	2:04.327	2:25.913	153.1	36:20.937							
6	<b>5:16.425</b>	49.417	2:03.576	<b>2:23.432</b>	155.0	41:37.362							
7	5:16.728	<b>49.175</b>	<b>2:01.043</b>	2:26.510	154.9	46:54.090							
<b>256</b> LOGISBOX BY SKR													
LOGISBOX BY SKR							Fun Cup						
1	7:10.877	1:04.610	3:25.870	2:40.397	112.6	11:41.523							
2	6:51.267 B	53.924	2:09.535	3:47.808	119.3	18:32.790							
3	7:44.378	2:42.383	2:12.994	2:49.001	105.6	26:17.168							
4	<b>5:33.797</b>	53.047	<b>2:07.233</b>	<b>2:33.517</b>	147.0	31:50.965							
5	6:37.136 B	<b>51.225</b>	2:07.312	3:38.599	123.5	38:28.101							
6	7:32.581	2:47.080	2:09.756	2:35.745	108.4	46:00.682							
<b>259</b> BARTON RACING													
BARTON RACING							Fun Cup						
1	6:40.523	58.175	3:05.786	2:36.562	121.2	12:28.744							
2	5:44.901	52.944	2:08.426	2:43.531	142.2	18:13.645							
3	5:32.006	53.113	2:07.496	2:31.397	147.7	23:45.651							
4	5:24.627	50.905	2:06.795	2:26.927	151.1	29:10.278							
5	<b>5:20.041</b>	49.973	2:04.276	<b>2:25.792</b>	153.3	34:30.319							
<b>260</b> MCDONALD'S RACING BY COMTOY													
MCDONALD'S RACING BY COMTOY							Fun Cup						
1	6:30.166	53.150	3:06.141	2:30.875	124.4	12:06.024							
2	6:48.576 B	52.139	2:04.093	3:52.344	120.1	18:54.600							
3	7:41.730	3:06.321	2:06.217	2:29.192	106.2	26:36.330							
4	<b>5:22.031</b>	50.076	<b>2:03.576</b>	<b>2:28.379</b>	152.3	31:58.361							
5	6:18.049 B	<b>49.731</b>	2:04.052	3:24.266	129.8	38:16.410							
6	7:28.601	2:43.512	2:08.494	2:36.595	109.3	45:45.011							
<b>270</b> THREE SHIRES RACING													
THREE SHIRES RACING							Fun Cup						
1	6:38.500	53.625	3:10.108	2:34.767	121.8	12:05.156							
2	6:47.935 B	50.788	2:05.897	3:51.250	120.2	18:53.091							
3	6:45.154	2:15.577	2:03.644	<b>2:25.933</b>	121.1	25:38.245							
4	<b>5:21.949</b>	51.135	<b>2:02.959</b>	2:27.855	152.4	31:00.194							
5	6:17.906 B	<b>49.899</b>	2:04.445	3:23.562	129.8	37:18.100							
6	7:38.672	3:00.128	2:05.487	2:33.057	106.9	44:56.772							
<b>272</b> ZOSH - DRIVING KONCEPT 4													
ZOSH - DRIVING KONCEPT 4							Fun Cup						
1	7:10.680	59.476	3:34.689	2:36.515	112.7	11:36.757							
2	5:46.852	54.069	2:09.248	2:43.535	141.4	17:23.609							
3	5:36.475	55.060	2:07.567	2:33.848	145.8	23:00.084							
4	5:30.320	52.164	2:07.865	2:30.291	148.5	28:30.404							
5	6:11.985 B	<b>50.020</b>	2:05.248	3:16.717	131.9	34:42.389							
6	7:45.942	3:04.149	2:08.290	2:33.503	105.3	42:28.331							
7	<b>5:24.512</b>	50.127	<b>2:04.392</b>	<b>2:29.993</b>	151.2	47:52.843							
<b>280</b> MILO SENS													
MILO SENS							Fun Cup						
1	6:34.329	58.556	3:11.651	2:24.122	123.1	10:05.044							
2	5:15.369	50.255	2:01.862	2:23.252	155.5	15:20.413							
3	5:55.986	48.127	2:00.542	3:07.317	137.8	21:16.399							
4	5:09.572	48.083	2:00.630	2:20.859	158.5	26:25.971							
5	<b>5:08.305</b>	47.969	<b>1:59.783</b>	<b>2:20.553</b>	159.1	31:34.276							
6	6:04.795 B	47.659	2:00.503	3:16.633	134.5	37:39.071							
7	6:10.104	1:46.916	2:00.227	2:22.961	132.5	43:49.175							
8	5:48.060	<b>47.416</b>	2:01.182	2:59.462	140.9	49:37.235							
<b>281</b> AC MOTORSPORT 281													
AC MOTORSPORT							Fun Cup						
1	7:19.048	1:00.602	3:29.411	2:49.035	110.5	11:14.791							
2	7:03.627 B	58.646	2:11.785	3:53.196	115.8	18:18.418							
3	9:05.178 B	3:07.637	2:14.043	3:43.498	90.0	27:23.596							
4	6:25.484	1:41.356	2:08.488	2:35.640	127.3	33:49.080							
5	<b>5:29.579</b>	51.342	2:06.451	<b>2:31.786</b>	148.8	39:18.659							
6	5:39.348 B	<b>50.409</b>	<b>2:04.833</b>	2:44.106	144.6	44:58.007							
<b>282</b> COGEPART BY M3M													
COGEPART BY M3M							Fun Cup						
1	5:09.860 B	<b>47.647</b>	<b>2:00.468</b>	<b>2:21.745</b>	156.6	44:06.787							
2	<b>5:47.828</b>	48.131	2:01.745	2:57.952	141.0	49:54.615							



## Fun Cup

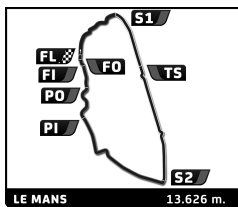
### 92<sup>e</sup> Edition des 24 Heures du Mans

#### Free Practice 1

### Sector Analysis

— Invalidated Lap    ■ Personal Best    ■ Session Best    B Crossing the pit lane

Lap	Time	Sector 1	Sector 2	Sector 3	Kph	Elapsed	Lap	Time	Sector 1	Sector 2	Sector 3	Kph	Elapsed
<b>283</b> MILO 283													
MILO							Fun Cup						
1	7:00.412	1:00.164	3:27.396	2:32.852	115.4	10:52.744	5	6:19.483 B	52.091	2:03.072	3:24.320	129.3	33:14.910
2	5:24.200	52.208	2:03.808	2:28.184	151.3	16:16.944	6	7:23.161	2:46.488	2:06.276	2:30.397	110.7	40:38.071
3	5:40.574	53.172	2:04.194	2:43.208	144.0	21:57.518	7	5:24.746	54.449	2:04.809	2:25.488	151.1	46:02.817
4	5:20.433	49.595	2:04.530	2:26.308	153.1	27:17.951							
5	5:20.955	51.000	2:03.139	2:26.816	152.8	32:38.906							
6	6:10.975 B	49.187	2:03.905	3:17.883	132.2	38:49.881							
7	7:14.428	2:42.136	2:06.306	2:25.986	112.9	46:04.309							
<b>284</b> AC MOTORSPORT 284													
AC MOTORSPORT							Fun Cup						
1	6:36.024	57.300	3:12.056	2:26.668	122.6	10:10.022							
2	6:08.807 B	48.386	2:01.180	3:19.241	133.0	16:18.829							
3	8:45.381	3:55.868	2:13.197	2:36.316	93.4	25:04.210							
4	5:34.171	52.241	2:08.352	2:33.578	146.8	30:38.381							
5	6:28.932 B	56.492	2:05.647	3:26.793	126.1	37:07.313							
6	7:12.340	2:44.201	2:02.941	2:25.198	113.5	44:19.653							
7	6:10.608	50.227	2:02.784	3:17.597	132.4	50:30.261							
<b>288</b> ORHES - MOTUL													
ORHES - MOTUL							Fun Cup						
1	7:07.569	58.371	3:27.897	2:41.301	113.5	11:36.041							
2	6:52.827 B	52.515	2:08.398	3:51.914	118.8	18:28.868							
3	11:12.298	6:18.398	2:11.321	2:42.579	73.0	29:41.166							
4	5:40.458	54.026	2:08.657	2:37.775	144.1	35:21.624							
5	6:51.822 B	53.159	2:12.439	3:46.224	119.1	42:13.446							
6	7:44.662	2:40.691	2:05.429	2:58.542	105.6	49:58.108							
<b>289</b> MILO RACING 289													
MILO RACING							Fun Cup						
1	6:48.030	59.254	3:21.574	2:27.202	118.9	11:19.463							
2	5:23.876	49.939	2:04.470	2:29.467	151.5	16:43.339							
3	5:28.330	49.965	2:04.585	2:33.780	149.4	22:11.669							
4	5:12.846	48.798	2:00.455	2:23.593	156.8	27:24.515							
5	6:22.973 B	50.506	2:03.625	3:28.842	128.1	33:47.488							
6	6:48.975	2:20.485	2:02.568	2:25.922	119.9	40:36.463							
7	5:12.655	48.620	2:01.938	2:22.097	156.9	45:49.118							
<b>376</b> ZOSH EQUERRE BLEUE													
ZOSH EQUERRE BLEUE							Fun Cup						
1	6:48.147	1:01.746	3:12.701	2:33.700	118.9	10:14.119							
2	5:29.910	51.814	2:05.426	2:32.670	148.7	15:44.029							
3	6:23.294 B	53.101	2:08.124	3:22.069	128.0	22:07.323							
4	7:24.611	2:40.541	2:08.203	2:35.867	110.3	29:31.934							
5	5:29.983	52.941	2:04.744	2:32.298	148.7	35:01.917							
6	6:23.726 B	52.841	2:06.783	3:24.102	127.8	41:25.643							
7	8:14.180	2:48.700	2:08.908	3:16.572	99.3	49:39.823							
<b>386</b> NO LIMIT RACING 386													
NO LIMIT RACING							Fun Cup						
1	6:45.140	54.820	3:17.241	2:33.079	119.8	9:59.093							
2	5:30.264	50.541	2:07.769	2:31.954	148.5	15:29.357							
3	6:04.179	50.303	2:06.308	3:07.568	134.7	21:33.536							
4	5:21.891	50.010	2:03.305	2:28.576	152.4	26:55.427							
<b>389</b> GDL JAPAN													
GDL JAPAN							Fun Cup						
1	6:40.531	54.268	3:18.405	2:27.858	121.2	9:52.801							
2	5:39.080 B	49.707	2:04.428	2:44.945	144.7	15:31.881							
3	8:39.136	3:33.225	2:14.118	2:51.793	94.5	24:11.017							
4	6:08.181 B	58.021	2:16.396	2:53.764	133.2	30:19.198							
5	6:51.750 B	1:50.278	2:13.007	2:48.465	119.1	37:10.948							
6	7:06.996	2:27.633	2:07.136	2:32.227	114.9	44:17.944							
7	6:11.125	51.099	2:03.103	3:16.923	132.2	50:29.069							
<b>400</b> WOODSTOXX NU FLOW RACING													
WOODSTOXX NU FLOW RACING							Fun Cup						
1	6:59.735	1:01.043	3:26.177	2:32.515	115.6	10:50.294							
2	5:22.292	50.537	2:03.371	2:28.384	152.2	16:12.586							
3	5:38.608	50.742	2:05.156	2:42.710	144.9	21:51.194							
4	5:33.960 B	50.823	2:02.999	2:40.138	146.9	27:25.154							
<b>402</b> ZOSH													
ZOSH							Fun Cup						
1	6:48.652	1:00.595	3:12.795	2:35.262	118.8	10:16.705							
2	6:27.662 B	53.456	2:06.357	3:27.849	126.5	16:44.367							
3	7:23.172	2:22.603	2:13.699	2:46.870	110.7	24:07.539							
4	5:49.383	56.770	2:12.398	2:40.215	140.4	29:56.922							
5	5:45.608	54.852	2:09.298	2:41.458	141.9	35:42.530							
6	6:52.866 B	55.164	2:13.107	3:44.595	118.8	42:35.396							
7	7:27.981	2:16.307	2:08.565	3:03.109	109.5	50:03.377							
<b>403</b> MILO 403													
MILO							Fun Cup						
1	6:43.303	58.898	3:19.257	2:25.148	120.3	10:17.669							
2	5:17.196	49.669	2:02.590	2:24.937	154.6	15:34.865							
3	5:54.330	48.687	2:01.992	3:03.651	138.4	21:29.195							
4	5:12.230	48.998	2:02.039	2:21.193	157.1	26:41.425							
5	6:10.415 B	48.732	2:00.582	3:21.101	132.4	32:51.840							
6	7:34.987	2:45.153	2:14.968	2:34.866	107.8	40:26.827							
7	5:34.462	51.097	2:07.666	2:35.699	146.7	46:01.289							
<b>404</b> MILO ARGENTINA 404													
MILO ARGENTINA							Fun Cup						
1	7:03.625	58.325	3:29.308	2:35.992	114.6	11:04.465							
2	5:26.664	51.142	2:04.705	2:30.817	150.2	16:31.129							
3	6:50.637 B	50.667	2:03.128	3:56.842	119.5	23:21.766							
4	9:10.804	4:29.208	2:07.713	2:33.883	89.1	32:32.570							
5	6:31.386 B	53.096	2:09.317	3:28.973	125.3	39:03.956							
<b>405</b> GROUPE ANDY FINANCIERE W BY SK													
GROUPE ANDY FINANCIERE W BY SK							Fun Cup						
1	6:43.386	56.969	3:18.377	2:28.040	120.3	10:21.614							
2	5:22.541	50.182	2:03.246	2:29.113	152.1	15:44.155							
3	5:55.094	50.202	2:05.087	2:59.805	138.1	21:39.249							
4	5:32.181 B	48.488	2:02.617	2:41.076	147.7	27:11.430							
5	7:15.591	2:44.095	2:02.306	2:29.190	112.6	34:27.021							



## Fun Cup

### 92<sup>e</sup> Edition des 24 Heures du Mans

#### Free Practice 1

### Sector Analysis

— Invalidated Lap    ■ Personal Best    ■ Session Best    B Crossing the pit lane

Lap	Time	Sector 1	Sector 2	Sector 3	Kph	Elapsed	Lap	Time	Sector 1	Sector 2	Sector 3	Kph	Elapsed
6	5:20.223	49.587	2:03.441	2:27.195	153.2	39:47.244	2	7:40.420B	2:21.029	2:02.680	3:16.711	106.5	19:38.847
7	5:20.905	49.266	2:04.786	2:26.853	152.9	45:08.149	3	8:42.958	3:59.559	2:06.784	2:36.615	93.8	28:21.805

#### 406 BKS WARNER EXPERIENCE

BKS WARNER EXPERIENCE Fun Cup

1	6:57.305	1:02.661	3:27.727	2:26.917	116.3	11:15.085
2	5:35.876B	49.999	2:01.220	2:44.657	146.0	16:50.961
3	7:14.194	2:37.079	2:03.820	2:33.295	113.0	24:05.155
4	5:27.015	51.331	2:04.813	2:30.871	150.0	29:32.170
5	5:35.248B	51.324	2:04.210	2:39.714	146.3	35:07.418
6	7:07.549	2:28.012	2:07.907	2:31.630	114.7	42:14.967
7	5:28.529	50.938	2:05.762	2:31.829	149.3	47:43.496

#### 407 BAD BOYS BY SKR

BAD BOYS BY SKR Fun Cup

1	6:43.876	58.990	3:03.944	2:40.942	120.2	12:38.524
2	5:40.796	52.686	2:05.788	2:42.322	143.9	18:19.320
3	5:37.436	55.286	2:05.495	2:36.655	145.4	23:56.756
4	5:28.661	51.974	2:04.776	2:31.911	149.3	29:25.417
5	5:26.798	51.938	2:04.626	2:30.234	150.1	34:52.215
6	5:42.398B	51.268	2:06.712	2:44.418	143.3	40:34.613
7	7:16.781	2:32.622	2:08.023	2:36.136	112.3	47:51.394

#### 408 NO LIMIT RACING 408

NO LIMIT RACING Fun Cup

1	6:46.154	57.896	3:16.249	2:32.009	119.5	10:11.238
2	12:01.635B	52.101	2:07.280	9:02.254	68.0	22:12.873
3	8:14.010	3:34.694	2:07.792	2:31.524	99.3	30:26.883
4	5:24.106	51.132	2:04.506	2:28.468	151.4	35:50.989
5	5:18.139	49.428	2:03.934	2:24.777	154.2	41:09.128
6	5:16.751	48.825	2:02.105	2:25.821	154.9	46:25.879

#### 414 AC MOTORSPORT 414

AC MOTORSPORT Fun Cup

1	6:41.561	54.411	3:14.981	2:32.169	120.9	10:01.347
2	5:25.139	50.471	2:05.065	2:29.603	150.9	15:26.486
3	5:53.699	49.445	2:03.093	3:01.161	138.7	21:20.185
4	5:19.584	49.052	2:03.390	2:27.142	153.5	26:39.769
5	5:17.151	49.151	2:01.471	2:26.529	154.7	31:56.920
6	6:07.808B	48.800	2:01.534	3:17.474	133.4	38:04.728
7	6:36.817	2:05.254	2:03.390	2:28.173	123.6	44:41.545

#### 416 IFAE - GALVANOR BY SKR

IFAE - GALVANOR BY SKR Fun Cup

1	6:35.859	55.199	3:12.844	2:27.816	122.6	10:11.571
2	5:16.144	48.595	2:01.947	2:25.602	155.2	15:27.715
3	5:50.796	48.499	2:02.157	3:00.140	139.8	21:18.511
4	5:11.529	48.130	1:59.790	2:23.609	157.5	26:30.040
5	6:05.155B	48.580	2:01.006	3:15.569	134.3	32:35.195
6	6:16.445	1:47.466	2:03.232	2:25.747	130.3	38:51.640
7	5:15.900	48.484	2:02.652	2:24.764	155.3	44:07.540
8	5:47.623	48.150	2:01.717	2:57.756	141.1	49:55.163

#### 421 AC MOTORSPORT

AC MOTORSPORT Fun Cup

1	8:06.520B	1:01.977	3:27.890	3:36.653	99.8	11:58.427
---	-----------	----------	----------	----------	------	-----------

#### 422 FAT BROTHERS BY DNS

FAT BROTHERS BY DNS Fun Cup

1	7:22.504	1:02.306	3:31.781	2:48.417	109.7	12:11.583
2	6:01.714	57.687	2:12.737	2:51.290	135.6	18:13.297
3	6:01.446	58.185	2:14.248	2:49.013	135.7	24:14.743
4	7:02.816B	56.493	2:12.006	3:54.317	116.0	31:17.559
5	13:23.343B	4:13.276	4:02.129	5:07.938	61.1	44:40.902

#### 423 ORHES - BMA

ORHES - BMA Fun Cup

1	6:42.414	52.096	3:22.530	2:27.788	120.6	10:53.766
2	5:12.667	49.952	2:00.554	2:22.161	156.9	16:06.433
3	5:40.778	47.884	2:01.421	2:51.473	143.9	21:47.211
4	5:13.581	47.215	1:59.136	2:27.230	156.4	27:00.792
5	5:09.045	47.981	1:59.915	2:21.149	158.7	32:09.837
6	5:20.518B	47.378	2:00.330	2:32.810	153.0	37:30.355
7	7:44.451	2:59.533	2:08.095	2:36.823	105.6	45:14.806

#### 424 GROUPE LEMOINE by M3M

GROUPE LEMOINE by M3M Fun Cup

1	6:55.990	57.527	3:16.739	2:41.724	116.7	13:03.811
2	6:28.048	51.606	2:26.100	3:10.342	126.4	19:31.859
3	7:01.449B	53.127	2:25.892	3:42.430	116.4	26:33.308
4	9:09.697	3:59.617	2:26.737	2:43.343	89.2	35:43.005
5	5:24.215	48.974	2:08.594	2:26.647	151.3	41:07.220
6	5:19.171	48.883	2:06.497	2:23.791	153.7	46:26.391

#### 427 SPEBOFF

SPEBOFF Fun Cup

1	6:42.656	58.436	3:16.928	2:27.292	120.5	11:48.058
2	5:26.508	48.781	2:02.115	2:35.612	150.2	17:14.566
3	5:19.506	49.528	2:03.269	2:26.709	153.5	22:34.072
4	5:18.231	48.710	2:02.997	2:26.524	154.1	27:52.303
5	6:11.603B	48.627	2:03.512	3:19.464	132.0	34:03.906
6	6:35.316	2:08.479	2:03.755	2:23.082	124.1	40:39.222
7	5:11.912	50.020	2:00.655	2:21.237	157.3	45:51.134

#### 428 BR TEAM 1

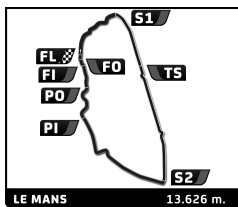
BR TEAM 1 Fun Cup

1	6:51.955	1:01.138	3:21.328	2:29.489	117.8	10:22.621
2	6:23.851B	50.286	2:04.198	3:29.367	127.8	16:46.472
3	7:01.950	2:21.048	2:09.183	2:31.719	116.3	23:48.422
4	5:31.007	52.778	2:05.203	2:33.026	148.2	29:19.429
5	5:25.532	50.861	2:05.759	2:28.912	150.7	34:44.961
6	5:23.605	49.932	2:05.102	2:28.571	151.6	40:08.566
7	6:19.011B	50.838	2:03.715	3:24.458	129.4	46:27.577

#### 432 BR TEAM 2

BR TEAM 2 Fun Cup

1	6:48.244	59.376	3:19.237	2:29.631	118.9	10:21.349
---	----------	--------	----------	----------	-------	-----------



## Fun Cup

### 92<sup>o</sup> Edition des 24 Heures du Mans

#### Free Practice 1

### Sector Analysis

— Invalidated Lap    ■ Personal Best    ■ Session Best    B Crossing the pit lane

Lap	Time	Sector 1	Sector 2	Sector 3	Kph	Elapsed	Lap	Time	Sector 1	Sector 2	Sector 3	Kph	Elapsed
2	5:27.818	51.178	2:05.388	2:31.252	149.6	15:49.167							
3	5:52.097	49.850	2:03.964	2:58.283	139.3	21:41.264							
4	5:36.916B	49.630	2:04.395	2:42.891	145.6	27:18.180							
5	8:56.284	4:13.981	2:09.412	2:32.891	91.5	36:14.464							
6	5:25.601	52.497	2:04.554	2:28.550	150.7	41:40.065							
7	5:20.608	49.908	2:03.760	2:26.940	153.0	47:00.673							

#### 433 LETS CO RACING

LETS CO RACING Fun Cup

1	6:46.064	59.810	3:07.199	2:39.055	119.5	12:41.808
2	5:42.959	52.419	2:08.824	2:41.716	143.0	18:24.767
3	5:39.744	53.530	2:07.809	2:38.405	144.4	24:04.511
4	6:33.877B	52.445	2:06.271	3:35.161	124.5	30:38.388
5	7:53.802	2:46.945	2:18.241	2:48.616	103.5	38:32.190
6	5:56.181	58.165	2:09.533	2:48.483	137.7	44:28.371

#### 434 FUN FOR RACERS

FUN FOR RACERS Fun Cup

1	6:41.592	1:00.122	3:04.195	2:37.275	120.9	12:29.047
2	5:51.396	53.952	2:09.970	2:47.474	139.6	18:20.443
3	6:44.710B	55.325	2:05.270	3:44.115	121.2	25:05.153
4	7:49.555	3:09.669	2:07.502	2:32.384	104.5	32:54.708
5	5:32.331	52.496	2:06.620	2:33.215	147.6	38:27.039
6	5:25.168	52.580	2:04.489	2:28.099	150.9	43:52.207
7	7:04.164B	50.258	2:06.922	4:06.984	115.6	50:56.371

#### 438 MC INTERSPORT BY SKR

MC INTERSPORT BY SKR Fun Cup

1	6:51.105	1:00.133	3:27.983	2:22.989	118.1	11:08.359
2	6:05.503B	47.524	2:01.717	3:16.262	134.2	17:13.862
3	6:59.135	2:11.683	2:07.261	2:40.191	117.0	24:12.997
4	5:37.295	56.652	2:06.318	2:34.325	145.4	29:50.292
5	6:35.667B	50.660	2:06.073	3:38.934	124.0	36:25.959
6	6:35.569	2:11.012	2:02.439	2:22.118	124.0	43:01.528
7	5:13.345	47.530	2:01.143	2:24.672	156.5	48:14.873

#### 441 KART SHOP France BY SKR

KART SHOP France BY SKR Fun Cup

1	6:49.392	58.019	3:23.737	2:27.636	118.6	11:20.527
2	5:26.553	52.133	2:04.188	2:30.232	150.2	16:47.080
3	6:39.943B	52.422	2:03.814	3:43.707	122.7	23:27.023
4	7:50.649	3:24.768	2:03.119	2:22.762	104.2	31:17.672
5	5:08.484	47.275	2:01.148	2:20.061	159.0	36:26.156
6	5:13.854	47.959	2:03.743	2:22.152	156.3	41:40.010

#### 442 ORHES - SYSTEMIC

ORHES - SYSTEMIC Fun Cup

1	6:49.791	1:00.625	3:24.949	2:24.217	118.4	10:40.211
2	5:12.373	48.001	2:01.752	2:22.620	157.0	15:52.584
3	5:46.020	47.820	2:00.905	2:57.295	141.8	21:38.604
4	5:08.237	47.275	1:59.716	2:21.246	159.1	26:46.841
5	5:08.877	47.294	2:00.084	2:21.499	158.8	31:55.718
6	5:58.286B	47.284	2:00.174	3:10.828	136.9	37:54.004
7	7:16.405	2:44.789	2:02.986	2:28.630	112.4	45:10.409

#### 443 DRIVN 443

DRIVN 443 Fun Cup

1	7:05.836	1:02.214	3:25.896	2:37.726	114.0	11:41.841
2	6:06.888	54.032	2:10.898	3:01.958	133.7	17:48.729
3	6:31.749B	58.409	2:25.422	3:07.918	125.2	24:20.478
4	19:15.823	...	2:19.020	2:52.768	42.4	43:36.301
5	6:18.196	54.559	2:12.390	3:11.247	129.7	49:54.497

#### 447 CHARDONNAY

CHARDONNAY Fun Cup

1	7:17.886	1:08.174	3:36.176	2:33.536	110.8	10:52.413
2	5:25.490	50.659	2:02.713	2:32.118	150.7	16:17.903
3	5:37.973	52.195	2:03.568	2:42.210	145.1	21:55.876
4	5:21.276	49.623	2:04.411	2:27.242	152.7	27:17.152
5	6:26.783B	49.692	2:06.296	3:30.795	126.8	33:43.935
6	6:53.499	2:10.565	2:10.306	2:32.628	118.6	40:37.434
7	5:30.630	53.392	2:07.146	2:30.092	148.4	46:08.064

#### 453 SPEBI

SPEBI Fun Cup

1	7:04.818	1:01.379	3:30.051	2:33.388	114.2	11:21.754
2	5:36.287	51.530	2:06.377	2:38.380	145.9	16:58.041
3	5:36.844	52.702	2:07.499	2:36.643	145.6	22:34.885
4	6:27.150B	50.007	2:07.244	3:29.899	126.7	29:02.035
5	7:18.160	2:31.920	2:10.137	2:36.103	112.0	36:20.195
6	5:39.319	55.326	2:09.156	2:34.837	144.6	41:59.514
7	5:34.929	51.839	2:07.048	2:36.042	146.5	47:34.443

#### 454 Team TAHA

Team TAHA Fun Cup

1	6:51.212	1:01.157	3:22.253	2:27.802	118.0	11:21.949
2	5:22.454	50.301	2:03.951	2:28.202	152.1	16:44.403
3	5:24.688	49.273	2:03.959	2:31.456	151.1	22:09.091
4	5:17.047	49.303	2:02.341	2:25.403	154.7	27:26.138
5	5:15.630	49.391	2:02.037	2:24.202	155.4	32:41.768
6	5:31.824B	51.043	2:01.527	2:39.254	147.8	38:13.592
7	6:48.646	2:09.278	2:07.012	2:32.356	120.0	45:02.238

#### 455 ORHES

ORHES Fun Cup

1	6:45.660	57.521	3:09.064	2:39.075	119.6	12:42.894
2	5:46.044	54.166	2:07.427	2:44.451	141.8	18:28.938
3	5:43.331	52.651	2:06.700	2:43.980	142.9	24:12.269
4	6:32.185B	57.850	2:07.017	3:27.318	125.1	30:44.454
5	7:48.393	3:02.315	2:08.075	2:38.003	104.7	38:32.847
6	5:43.204	55.177	2:09.078	2:38.949	142.9	44:16.051
7	7:57.752B	53.623	2:07.439	4:56.690	102.7	52:13.803
8	7:45.934B				105.3	59:59.737

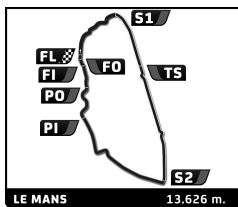
#### 456 BR TEAM 3

BR TEAM 3 Fun Cup

1	6:41.654	55.305	3:22.573	2:23.776	120.8	11:25.095
2	5:33.559B	49.020	2:03.295	2:41.244	147.1	16:58.654
3	7:41.673	2:43.134	2:15.007	2:43.532	106.3	24:40.327
4	5:37.850	54.073	2:08.783	2:34.994	145.2	30:18.177

# FUN CUP

FRANCE



## Fun Cup

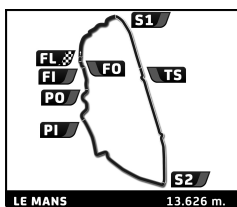
### 92<sup>e</sup> Edition des 24 Heures du Mans

#### Free Practice 1

### Sector Analysis

— Invalidated Lap    ■ Personal Best    ■ Session Best    B Crossing the pit lane

Lap	Time	Sector 1	Sector 2	Sector 3	Kph	Elapsed	Lap	Time	Sector 1	Sector 2	Sector 3	Kph	Elapsed
5	6:42.406B	50.818	2:05.691	3:45.897	121.9	37:00.583	3	6:00.708	48.050	2:01.936	3:10.722	136.0	21:15.177
6	7:55.465	2:55.453	2:14.711	2:45.301	103.2	44:56.048	4	5:19.780	49.009	2:00.646	2:30.125	153.4	26:34.957
<b>458</b> PSYCODELIC BY M3M							<b>478</b> FAST & FURIOUS BY DNS						
PSYCODELIC BY M3M Fun Cup							FAST & FURIOUS BY DNS Fun Cup						
1	7:00.019	58.384	3:25.906	2:35.729	115.6	11:56.919	1	6:51.291	1:00.727	3:22.374	2:28.190	118.0	11:26.328
2	5:34.405	52.577	2:06.284	2:35.544	146.7	17:31.324	2	5:20.963	49.007	2:02.372	2:29.584	152.8	16:47.291
3	5:28.455	52.469	2:04.024	2:31.962	149.3	22:59.779	3	5:33.241B	51.745	2:01.641	2:39.855	147.2	22:20.532
4	6:27.205B	52.044	2:07.749	3:27.412	126.7	29:26.984	4	11:54.784	5:36.991	3:30.903	2:46.890	68.6	34:15.316
5	7:32.901	2:55.251	2:05.578	2:32.072	108.3	36:59.885	5	5:52.565	55.246	2:14.974	2:42.345	139.1	40:07.881
6	5:27.875	51.497	2:04.585	2:31.793	149.6	42:27.760	6	5:48.128	55.753	2:08.761	2:43.614	140.9	45:56.009
7	5:26.736	50.104	2:04.802	2:31.830	150.1	47:54.496	<b>480</b> MILO-TOURNEUR						
<b>463</b> HEART OF RACING BY M3M							MILO-TOURNEUR Fun Cup						
HEART OF RACING BY M3M Fun Cup													
1	6:38.666	54.553	3:13.368	2:30.745	121.7	11:57.058	1	6:43.631	59.087	3:17.726	2:26.818	120.2	10:17.203
2	5:28.974	49.707	2:03.849	2:35.418	149.1	17:26.032	2	5:17.041	49.305	2:02.917	2:24.819	154.7	15:34.244
3	6:20.887B	50.762	2:03.582	3:26.543	128.8	23:46.919	3	5:55.402	48.253	2:02.562	3:04.587	138.0	21:29.646
4	10:40.534	6:07.611	2:04.000	2:28.923	76.6	34:27.453	4	5:11.244	48.915	2:01.111	2:21.218	157.6	26:40.890
5	5:20.016	51.160	2:04.144	2:24.712	153.3	39:47.469	5	5:11.552	48.373	1:59.875	2:23.304	157.4	31:52.442
6	5:21.970	49.363	2:03.868	2:28.739	152.4	45:09.439	6	5:59.825B	48.344	2:02.169	3:09.312	136.3	37:52.267
<b>468</b> NO LIMIT RACING 468							<b>482</b> NO LIMIT RACING 482						
NO LIMIT RACING Fun Cup							NO LIMIT RACING Fun Cup						
1	6:22.769	52.750	2:59.215	2:30.804	126.8	9:31.359	1	6:20.874	53.130	2:58.653	2:29.091	127.4	9:30.157
2	6:15.679B	50.048	2:03.451	3:22.180	130.6	15:47.038	2	6:11.241B	49.157	2:02.692	3:19.392	132.1	15:41.398
3	7:09.238	2:28.497	2:08.306	2:32.435	114.3	22:56.276	3	6:35.662	2:04.699	2:02.656	2:28.307	124.0	22:17.060
4	5:28.530	50.623	2:06.084	2:31.823	149.3	28:24.806	4	5:09.848	48.082	2:01.336	2:20.430	158.3	27:26.908
5	6:15.354B	50.461	2:05.940	3:18.953	130.7	34:40.160	5	6:21.822B	49.221	2:02.185	3:30.416	128.5	33:48.730
6	7:17.154	2:38.359	2:07.159	2:31.636	112.2	41:57.314	6	7:45.782	3:02.640	2:09.837	2:33.305	105.3	41:34.512
7	5:33.159	51.079	2:06.504	2:35.576	147.2	47:30.473	7	5:21.955	51.140	2:03.195	2:27.620	152.4	46:56.467
<b>470</b> 2M PROMOTION							<b>483</b> ORHES - ARTHRITIS						
2M PROMOTION Fun Cup							ORHES - ARTHRITIS Fun Cup						
1	6:37.013	55.032	3:12.345	2:29.636	122.3	10:02.334	1	6:55.675	1:00.796	3:28.473	2:26.406	116.8	11:12.761
2	5:19.776	49.846	2:04.983	2:24.947	153.4	15:22.110	2	5:19.082	48.801	2:03.313	2:26.968	153.7	16:31.843
3	5:56.382	47.647	2:01.276	3:07.459	137.6	21:18.492	3	5:28.085	48.740	2:02.491	2:36.854	149.5	21:59.928
4	6:10.939B	48.543	2:02.570	3:19.826	132.2	27:29.431	4	5:14.127	48.075	2:02.817	2:23.235	156.2	27:14.055
5	6:57.335	2:13.901	2:08.602	2:34.832	117.5	34:26.766	5	5:13.914	48.289	2:01.967	2:23.658	156.3	32:27.969
6	5:30.713	51.487	2:06.051	2:33.175	148.3	39:57.479	6	5:13.462	49.596	2:01.035	2:22.831	156.5	37:41.431
7	6:20.977B	50.897	2:05.588	3:24.492	128.8	46:18.456	7	5:15.818	49.796	2:03.730	2:22.292	155.3	42:57.249
<b>471</b> BLEU MERCURE BY LADC							<b>487</b> AC MOTORSPORT 487						
BLEU MERCURE BY LADC Fun Cup							AC MOTORSPORT Fun Cup						
1	6:46.834	56.949	3:12.955	2:36.930	119.3	12:13.083	1	7:00.130	59.952	3:23.798	2:36.380	115.5	11:33.560
2	5:42.076	54.483	2:07.420	2:40.173	143.4	17:55.159	2	6:47.340B	52.305	2:06.266	3:48.769	120.4	18:20.900
3	6:29.119B	52.496	2:07.050	3:29.573	126.1	24:24.278	3	8:43.093B	3:07.957	2:07.269	3:27.867	93.8	27:03.993
4	8:31.354	3:52.697	2:06.316	2:32.341	95.9	32:55.632	4	7:21.210	2:40.756	2:07.767	2:32.687	111.2	34:25.203
5	5:29.808	51.970	2:05.677	2:32.161	148.7	38:25.440	5	5:28.291	54.525	2:05.058	2:28.708	149.4	39:53.494
6	5:25.224	51.139	2:05.947	2:28.138	150.8	43:50.664	6	6:18.478B	49.917	2:03.188	3:25.373	129.6	46:11.972
7	5:55.306	49.494	2:04.284	3:01.528	138.1	49:45.970							
<b>475</b> ZOSH - DRIVING KONCEPT 2													
ZOSH - DRIVING KONCEPT 2 Fun Cup													
1	6:41.002	55.146	3:18.298	2:27.558	121.0	9:55.337							
2	5:19.132	48.226	2:02.102	2:28.804	153.7	15:14.469							



## Fun Cup

### 92<sup>e</sup> Edition des 24 Heures du Mans

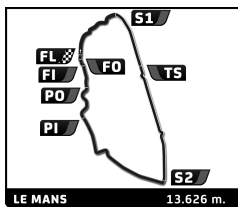
#### Free Practice 1

### Sector Analysis

— Invalidated Lap    ■ Personal Best    ■ Session Best    B Crossing the pit lane

Lap	Time	Sector 1	Sector 2	Sector 3	Kph	Elapsed	Lap	Time	Sector 1	Sector 2	Sector 3	Kph	Elapsed
<b>488</b> BEN WATCHES X BUZZ BY MILO													
BEN WATCHES X BUZZ BY MILO Fun Cup													
1	6:55.337	58.879	3:26.918	2:29.540	116.9	10:51.056							
2	6:11.579B	49.577	2:02.444	3:19.558	132.0	17:02.635							
3	6:47.767	2:13.508	2:05.163	2:29.096	120.3	23:50.402							
4	5:15.197	49.172	2:03.390	2:22.635	155.6	29:05.599							
5	<b>5:10.717</b>	<b>48.204</b>	<b>2:00.131</b>	<b>2:22.382</b>	157.9	34:16.316							
6	6:10.226B	48.578	2:01.815	3:19.833	132.5	40:26.542							
7	6:28.419	1:56.739	2:02.387	2:29.293	126.3	46:54.961							
<b>489</b> Milo Racing HHH													
Milo Racing HHH Fun Cup													
1	6:55.544	58.935	3:26.776	2:29.833	116.8	10:54.681							
2	5:22.656	50.894	2:04.269	2:27.493	152.0	16:17.337							
3	5:34.309	49.875	<b>2:02.771</b>	2:41.663	146.7	21:51.646							
4	<b>5:19.513</b>	<b>49.224</b>	2:04.500	<b>2:25.789</b>	153.5	27:11.159							
5	5:33.105B	49.329	2:05.086	2:38.690	147.3	32:44.264							
6	7:25.514	2:42.951	2:08.354	2:34.209	110.1	40:09.778							
7	5:25.233	51.426	2:03.353	2:30.454	150.8	45:35.011							
<b>490</b> BALTISSE RACING													
BALTISSE RACING Fun Cup													
1	6:43.678	58.906	3:16.836	2:27.936	120.2	9:59.297							
2	5:14.273	48.094	2:01.016	2:25.163	156.1	15:13.570							
3	6:38.920B	48.390	2:03.085	3:47.445	123.0	21:52.490							
4	7:10.621	2:48.236	2:01.880	2:20.505	113.9	29:03.111							
5	<b>5:07.086</b>	47.980	<b>1:59.584</b>	<b>2:19.522</b>	159.7	34:10.197							
6	5:07.556	<b>47.229</b>	2:00.297	2:20.030	159.5	39:17.753							
7	5:08.068	47.914	2:00.035	2:20.119	159.2	44:25.821							
8	6:25.442B	47.428	2:00.443	3:37.571	127.3	50:51.263							
<b>491</b> MADSEN MOTORSPORTS BY M3M													
MADSEN MOTORSPORTS BY M3M Fun Cup													
1	6:41.624	59.753	3:05.222	2:36.649	120.8	12:30.137							
2	6:36.468B	52.918	2:08.942	3:34.608	123.7	19:06.605							
3	7:13.869	2:37.255	2:06.756	2:29.858	113.1	26:20.474							
4	<b>5:19.656</b>	50.402	2:04.420	<b>2:24.834</b>	153.5	31:40.130							
5	5:32.953B	<b>49.526</b>	<b>2:03.888</b>	2:39.539	147.3	37:13.083							
6	7:57.117	3:05.743	2:08.133	2:43.241	102.8	45:10.200							
<b>495</b> ZOSH - DRIVING KONCEPT 3													
ZOSH - DRIVING KONCEPT 3 Fun Cup													
1	6:41.573	55.369	3:18.121	2:28.083	120.9	9:56.116							
2	5:18.833	50.445	2:01.520	2:26.868	153.9	15:14.949							
3	6:01.546	<b>48.248</b>	2:02.311	3:10.987	135.7	21:16.495							
4	<b>5:13.988</b>	48.798	<b>2:00.790</b>	<b>2:24.400</b>	156.2	26:30.483							
5	6:06.383B	48.450	2:00.999	3:16.934	133.9	32:36.866							
6	8:10.620B	2:12.942	2:27.299	3:30.379	100.0	40:47.486							
<b>498</b> AP MECA													
AP MECA Fun Cup													
1	7:08.851	1:01.777	3:23.098	2:43.976	113.2	12:09.915							
2	6:52.330B	<b>54.511</b>	2:11.680	3:46.139	119.0	19:02.245							
3	7:49.674	2:58.442	2:13.706	<b>2:37.526</b>	104.4	26:51.919							
4	<b>5:48.095</b>	57.019	<b>2:08.761</b>	2:42.315	140.9	32:40.014							
<b>501</b> ZOSH - ANGEVIN													
ZOSH - ANGEVIN Fun Cup													
1	6:46.632	55.798	3:18.963	2:31.871	119.4	10:01.992							
2	5:28.218	51.201	2:04.744	2:32.273	149.5	15:30.210							
3	6:02.316	50.141	2:04.303	3:07.872	135.4	21:32.526							
4	<b>5:22.232</b>	<b>49.652</b>	2:04.123	<b>2:28.457</b>	152.2	26:54.758							
5	5:23.991	51.794	<b>2:03.403</b>	2:28.794	151.4	32:18.749							
6	6:20.119B	49.904	2:03.745	3:26.470	129.0	38:38.868							
7	6:42.714	2:09.956	2:03.935	2:28.823	121.8	45:21.582							
<b>502</b> ZOSH - PROJET 24													
ZOSH - PROJET 24 Fun Cup													
1	6:09.142	49.615	2:59.188	2:20.339	131.5	9:13.656							
2	<b>5:08.499</b>	47.486	2:00.459	2:20.554	159.0	14:22.155							
3	5:49.005	<b>46.828</b>	<b>1:59.339</b>	3:02.838	140.6	20:11.160							
4	5:10.220	49.311	2:01.438	<b>2:19.471</b>	158.1	25:21.380							
5	6:00.076B	47.079	1:59.882	3:13.115	136.2	31:21.456							
6	6:36.128	2:10.918	2:01.601	2:23.609	123.8	37:57.584							
7	5:16.349	48.051	2:03.873	2:24.425	155.1	43:13.933							
8	6:05.103B	48.736	2:01.687	3:14.680	134.4	49:19.036							
<b>506</b> NO LIMIT RACING													
NO LIMIT RACING Fun Cup													
1	6:46.853	55.252	3:18.992	2:32.609	119.3	9:59.840							
2	5:31.674	50.741	2:08.158	2:32.775	147.9	15:31.514							
3	6:02.865	50.741	2:05.712	3:06.412	135.2	21:34.379							
4	5:21.402	50.351	2:04.029	2:27.022	152.6	26:55.781							
5	6:54.168B	1:03.374	2:18.358	3:32.436	118.4	33:49.949							
6	7:07.739	2:34.527	2:05.797	2:27.415	114.7	40:57.688							
7	<b>5:17.877</b>	<b>49.099</b>	<b>2:01.957</b>	<b>2:26.821</b>	154.3	46:15.565							
<b>508</b> ADELCOM - ASTONJET BY SKR													
ADELCOM - ASTONJET BY SKR Fun Cup													
1	6:44.393	56.053	3:23.162	<b>2:25.178</b>	120.0	11:15.969							
2	5:32.495B	<b>48.358</b>	<b>2:00.860</b>	2:43.277	147.5	16:48.464							
3	7:14.531	2:28.244	2:08.067	2:38.220	112.9	24:02.995							
4	5:34.247	51.739	2:06.109	2:36.399	146.8	29:37.242							
5	5:41.216B	52.298	2:05.325	2:43.593	143.8	35:18.458							
6	7:35.365	2:46.670	2:08.042	2:40.653	107.7	42:53.823							
7	<b>5:29.904</b>	51.683	2:07.844	2:30.377	148.7	48:23.727							
<b>509</b> M3 MARTINI													
M3 MARTINI Fun Cup													
1	6:44.910	51.012	3:31.421	<b>2:22.477</b>	119.9	11:07.974							
2	<b>5:12.212</b>	48.195	<b>2:01.413</b>	2:22.604	157.1	16:20.186							
3	5:48.600B	<b>48.069</b>	2:02.102	2:58.429	140.7	22:08.786							
4	7:02.906	2:26.610	2:09.078	2:27.218	116.0	29:11.692							
5	5:16.471	48.502	2:03.899	2:24.070	155.0	34:28.163							
6	5:29.612B	49.953	2:02.411	2:37.248	148.8	39:57.775							
7	6:56.024	2:18.827	2:08.616	2:28.581	117.9	46:53.799							
<b>510</b> ZOSH - MAGELLAN													
ZOSH - MAGELLAN Fun Cup													





## Fun Cup

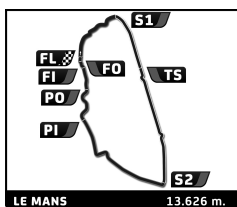
### 92<sup>e</sup> Edition des 24 Heures du Mans

#### Free Practice 1

### Sector Analysis

— Invalidated Lap    ■ Personal Best    ■ Session Best    B Crossing the pit lane

Lap	Time	Sector 1	Sector 2	Sector 3	Kph	Elapsed	Lap	Time	Sector 1	Sector 2	Sector 3	Kph	Elapsed
<b>509</b> GDL ITALIA							GDL ITALIA						
1	6:37.526	53.631	3:18.197	2:25.698	122.1	9:49.844	1	6:24.422	54.080	3:03.356	2:26.986	126.3	9:35.216
2	5:16.097	48.941	2:03.269	2:23.887	155.2	15:05.941	2	5:20.862	50.087	2:02.562	2:28.213	152.9	14:56.078
3	6:02.451	48.760	2:03.512	3:10.179	135.3	21:08.392	3	6:11.747	51.301	2:06.328	3:14.118	132.0	21:07.825
4	5:15.437	49.125	2:03.401	2:22.911	155.5	26:23.829	4	5:21.978	52.176	2:04.077	<b>2:25.725</b>	152.4	26:29.803
5	6:09.991 B	49.166	2:01.393	3:19.432	132.6	32:33.820	5	<b>5:20.213</b>	50.996	<b>2:01.168</b>	2:28.049	153.2	31:50.016
6	6:24.879	1:59.981	2:02.651	2:22.247	127.5	38:58.699	6	5:31.629 B	<b>49.829</b>	2:03.759	2:38.041	147.9	37:21.645
7	<b>5:09.104</b>	47.686	<b>1:59.704</b>	<b>2:21.714</b>	158.7	44:07.803	7	8:37.973	3:52.758	2:10.997	2:34.218	94.7	45:59.618
8	5:47.047	<b>47.329</b>	2:01.045	2:58.673	141.3	49:54.850							
<b>511</b> HEROCK RACING							HEROCK RACING						
1	6:47.351	56.793	3:25.099	2:25.459	119.1	11:16.577	1	6:54.159	54.135	3:31.194	2:28.830	117.2	11:39.518
2	5:15.980	49.227	2:00.912	2:25.841	155.2	16:32.557	2	5:19.881	50.866	2:02.432	2:26.583	153.3	16:59.399
3	5:27.681	49.478	<b>2:00.745</b>	2:37.458	149.7	22:00.238	3	5:13.133	49.098	2:00.826	2:23.209	156.7	22:12.532
4	<b>5:12.868</b>	48.614	2:01.534	<b>2:22.720</b>	156.8	27:13.106	4	<b>5:10.871</b>	<b>48.198</b>	2:00.509	<b>2:22.164</b>	157.8	27:23.403
5	5:13.959	<b>48.237</b>	2:02.541	2:23.181	156.2	32:27.065	5	5:11.208	49.196	<b>1:59.824</b>	2:22.188	157.6	32:34.611
6	6:13.490 B	48.455	2:00.965	3:24.070	131.3	38:40.555	6	5:14.187	49.126	2:01.799	2:23.262	156.1	37:48.798
7	7:38.904	3:02.629	2:07.176	2:29.099	106.9	46:19.459	7	6:02.804 B	48.443	2:02.720	3:11.641	135.2	43:51.602
<b>519</b> REDELE EURODATACAR							REDELE EURODATACAR						
1	8:24.851 B	1:04.448	3:14.488	4:05.915	96.1	14:35.612	1	6:45.666	56.706	3:17.185	2:31.775	119.6	10:04.150
2	7:56.210	3:04.485	2:09.851	2:41.874	103.0	22:31.822	2	5:26.950	50.077	2:04.438	2:32.435	150.0	15:31.100
3	5:37.807	52.745	2:08.207	2:36.855	145.2	28:09.629	3	6:00.181	50.010	2:04.069	3:06.102	136.2	21:31.281
4	4:38.683	54.883	2:07.410	2:36.390	144.8	33:48.312	4	<b>5:21.585</b>	49.469	2:03.429	<b>2:28.687</b>	152.5	26:52.866
5	<b>5:33.004</b>	<b>51.758</b>	2:06.559	<b>2:34.687</b>	147.3	39:21.316	5	6:17.530 B	52.220	2:04.181	3:21.129	129.9	33:10.396
6	6:35.072 B	54.440	<b>2:05.682</b>	3:34.950	124.2	45:56.388	6	7:25.271	2:43.319	2:08.210	2:33.742	110.2	40:35.667
							7	5:25.238	<b>49.283</b>	<b>2:03.084</b>	2:32.871	150.8	46:00.905
<b>521</b> RETRODOR BY DNS							RETODOR BY DNS						
1	6:46.749	58.733	3:18.787	2:29.229	119.3	10:20.115	1	6:35.098	56.636	3:11.912	2:26.550	122.8	11:50.134
2	6:29.292 B	<b>49.481</b>	2:06.459	3:33.352	126.0	16:49.407	2	5:30.308	48.986	2:05.579	2:35.743	148.5	17:20.442
3	8:34.180	3:52.290	2:08.740	2:33.150	95.4	25:23.587	3	<b>5:19.233</b>	48.883	2:05.703	<b>2:24.647</b>	153.7	22:39.675
4	5:25.521	50.313	2:04.859	2:30.349	150.7	30:49.108	4	6:07.925 B	<b>48.197</b>	<b>2:03.242</b>	3:16.486	133.3	28:47.600
5	5:25.552	50.897	2:03.786	2:30.869	150.7	36:14.660	5	8:13.932	3:28.732	2:09.445	2:35.755	99.3	37:01.532
6	<b>5:20.041</b>	49.553	2:04.264	<b>2:26.224</b>	153.3	41:34.701	6	6:24.790	51.589	2:07.166	3:26.035	127.5	43:26.322
7	5:20.049	50.322	<b>2:02.183</b>	2:27.544	153.3	46:54.750	7	6:11.083	51.941	2:09.856	3:09.286	132.2	49:37.405
<b>524</b> VR Racing							VR Racing						
1	6:09.640	50.156	2:58.552	2:20.932	131.3	9:13.982	1	7:03.547	56.133	3:36.811	2:30.603	114.6	11:17.508
2	<b>5:08.003</b>	46.821	2:01.139	<b>2:20.043</b>	159.3	14:21.985	2	5:27.838	51.449	2:05.416	2:30.973	149.6	16:45.346
3	5:52.505 B	<b>46.750</b>	<b>2:00.080</b>	3:05.675	139.2	20:14.490	3	6:40.100 B	50.270	2:03.340	3:46.490	122.6	23:25.446
4	9:10.104	4:19.297	2:12.027	2:38.780	89.2	29:24.594	4	7:25.153	2:41.572	2:07.810	2:35.771	110.2	30:50.599
5	5:34.774	54.606	2:05.955	2:34.213	146.5	34:59.368	5	5:25.147	50.527	2:05.806	2:28.814	150.9	36:15.746
6	5:37.164	53.503	2:09.986	2:33.675	145.5	40:36.532	6	5:22.860	50.449	2:04.290	2:28.121	151.9	41:38.606
7	5:34.451	56.272	2:07.115	2:31.064	146.7	46:10.983	7	<b>5:19.118</b>	49.843	<b>2:03.156</b>	<b>2:26.119</b>	153.7	46:57.724
<b>525</b> Team Viking Ursus Capital Racing							Team Viking Ursus Capital Racing						
1	6:48.013	58.271	3:25.059	<b>2:24.683</b>	119.0	10:46.723	1	6:47.344	57.990	3:21.931	2:27.423	119.1	11:23.783
2	13:09.824 B	<b>47.996</b>	<b>2:01.555</b>	...	62.1	23:56.547	2	5:22.005	50.637	2:03.369	2:27.999	152.3	16:45.788
3	7:28.930	2:56.287	2:04.056	2:28.587	109.3	31:25.477	3	5:25.469	49.488	2:02.932	2:33.049	150.7	22:11.257
4	5:23.765	50.268	2:04.904	2:28.593	151.5	36:49.242							
5	<b>5:18.852</b>	49.934	2:03.336	2:25.582	153.8	42:08.094							
6	6:18.577 B	48.601	2:03.167	3:26.809	129.6	48:26.671							
<b>526</b> GDL ITALIA							GDL ITALIA						
1	6:24.422	54.080	3:03.356	2:26.986	126.3	9:35.216							
2	5:20.862	50.087	2:02.562	2:28.213	152.9	14:56.078							
3	6:11.747	51.301	2:06.328	3:14.118	132.0	21:07.825							
4	5:21.978	52.176	2:04.077	<b>2:25.725</b>	152.4	26:29.803							
5	<b>5:20.213</b>	50.996	<b>2:01.168</b>	2:28.049	153.2	31:50.016							
6	5:31.629 B	<b>49.829</b>	2:03.759	2:38.041	147.9	37:21.645							
7	8:37.973	3:52.758	2:10.997	2:34.218	94.7	45:59.618							
<b>529</b> ORHES - EUROPIERRE - SOFRAT							ORHES - EUROPIERRE - SOFRAT						
1	6:54.159	54.135	3:31.194	2:28.830	117.2	11:39.518							
2	5:19.881	50.866	2:02.432	2:26.583	153.3	16:59.399							
3	5:13.133	49.098	2:00.826	2:23.209	156.7	22:12.532							
4	<b>5:10.871</b>	<b>48.198</b>	2:00.509	<b>2:22.164</b>	157.8	27:23.403							
5	5:11.208	49.196	<b>1:59.824</b>	2:22.188	157.6	32:34.611							
6	5:14.187	49.126	2:01.799	2:23.262	156.1	37:48.798							
7	6:02.804 B	48.443	2:02.720	3:11.641	135.2	43:51.602							
<b>531</b> TFE by ZOSH							TFE by ZOSH						
1	6:45.666	56.706	3:17.185	2:31.775	119.6	10:04.150							
2	5:26.950	50.077	2:04.438	2:32.435	150.0	15:31.100							
3	6:00.181	50.010	2:04.069	3:06.102	136.2	21:31.281							
4	<b>5:21.585</b>	49.469	2:03.429	<b>2:28.687</b>	152.5	26:52.866							
5	6:17.530 B	52.220	2:04.181	3:21.129	129.9	33:10.396							
6	7:25.271	2:43.319	2:08.210	2:33.742	110.2	40:35.667							
7	5:25.238	<b>49.283</b>	<b>2:03.084</b>	2:32.871	150.8	46:00.905							
<b>533</b> MILO							MILO						
1	6:35.098	56.636	3:11.912	2:26.550	122.8	11:50.134							
2	5:30.308	48.986	2:05.579	2:35.743	148.5	17:20.442							
3	<b>5:19.233</b>	48.883	2:05.703	<b>2:24.647</b>	153.7	22:39.675							
4	6:07.925 B	<b>48.197</b>	<b>2:03.242</b>	3:16.486	133.3	28:47.600							
5	8:13.932	3:28.732	2:09.445	2:35.755	99.3	37:01.532							
6	6:24.790	51.589	2:07.166	3:26.035	127.5	43:26.322							
7	6:11.083	51.941	2:09.856	3:09.286	132.2	49:37.405							
<b>534</b> MAGIC POCKET							MAGIC POCKET						
1	7:03.547	56.133	3:36.811	2:30.603	114.6	11:17.508							
2	5:27.838	51.449	2:05.416	2:30.973	149.6	16:45.346							
3	6:40.100 B	50.270	2:03.340	3:46.490	122.6	23:25.446							
4	7:25.153	2:41.572	2:07.810	2:35.771	110.2	30:50.599							
5	5:25.147	50.527	2:05.806	2:28.814	150.9	36:15.746							
6	5:22.860	50.449	2:04.290	2:28.121	151.9	41:38.606							
7	<b>5:19.118</b>	49.843	<b>2:03.156</b>	<b>2:26.119</b>	153.7	46:57.724							
<b>536</b> AP MECA 536							AP MECA						
1	6:47.344	57.990	3:21.931	2:27.423	119.1	11:23.783							
2	5:22.005	50.637	2:03.369	2:27.999	152.3	16:45.788							
3	5:25.469	49.488	2:02.932	2:33.049	150.7	22:11.257							



## Fun Cup

### 92<sup>e</sup> Edition des 24 Heures du Mans

#### Free Practice 1

### Sector Analysis

— Invalidated Lap    ■ Personal Best    ■ Session Best    B Crossing the pit lane

Lap	Time	Sector 1	Sector 2	Sector 3	Kph	Elapsed	Lap	Time	Sector 1	Sector 2	Sector 3	Kph	Elapsed
4	5:12.953	48.899	2:00.012	2:24.042	156.7	27:24.210							
5	6:22.155 B	50.168	2:01.021	3:30.966	128.4	33:46.365							
6	6:44.814	2:16.692	2:02.596	2:25.526	121.2	40:31.179							
7	5:13.964	48.865	2:01.749	2:23.350	156.2	45:45.143							

### 539 ZOSH - DRIVING KONCEPT 1

ZOSH - DRIVING KONCEPT 1 Fun Cup

1	6:19.515	54.393	3:01.487	2:23.635	127.9	9:30.578
2	5:56.829 B	47.805	2:02.248	3:06.776	137.5	15:27.407
3	6:49.146	2:13.269	2:04.189	2:31.688	119.9	22:16.553
4	5:19.224	50.418	2:02.410	2:26.396	153.7	27:35.777
5	5:18.996	48.967	2:02.445	2:27.584	153.8	32:54.773
6	6:13.317 B	49.100	2:02.130	3:22.087	131.4	39:08.090
7	7:24.616	2:48.547	2:06.841	2:29.228	110.3	46:32.706

### 546 TEAM WRT 546

TEAM WRT Fun Cup

1	6:41.461	58.786	3:12.576	2:30.099	120.9	10:07.982
2	5:17.189	48.808	2:02.247	2:26.134	154.7	15:25.171
3	6:33.538 B	48.282	2:01.611	3:43.645	124.6	21:58.709
4	8:17.705	3:42.384	2:04.779	2:30.542	98.6	30:16.414
5	5:21.466	49.237	2:03.975	2:28.254	152.6	35:37.880
6	5:18.818	48.696	2:04.336	2:25.786	153.9	40:56.698
7	5:17.735	48.508	2:02.474	2:26.753	154.4	46:14.433

### 563 AC Motorsport

AC Motorsport Fun Cup

1	7:11.681	1:02.296	3:36.425	2:32.960	112.4	10:49.899
2	5:31.323	54.471	2:06.784	2:30.068	148.1	16:21.222
3	5:38.456	50.036	2:04.375	2:44.045	144.9	21:59.678
4	5:20.853	50.595	2:03.353	2:26.905	152.9	27:20.531
5	5:24.194	52.841	2:02.608	2:28.745	151.3	32:44.725
6	5:23.858	50.925	2:04.438	2:28.495	151.5	38:08.583
7	6:19.821 B	50.121	2:06.471	3:23.229	129.1	44:28.404

### 888 SP CONSULTING

SP CONSULTING Fun Cup

1	6:47.639	1:02.547	3:20.616	2:24.476	119.1	11:38.579
2	5:16.112	49.624	2:02.227	2:24.261	155.2	16:54.691
3	6:28.677 B	47.429	2:00.516	3:40.732	126.2	23:23.368
4	9:09.441	4:43.041	2:01.863	2:24.537	89.3	32:32.809
5	5:10.609	48.404	2:00.821	2:21.384	157.9	37:43.418
6	5:13.006	47.650	2:03.032	2:22.324	156.7	42:56.424
7	5:14.569	48.489	2:03.414	2:22.666	155.9	48:10.993

### 911 BR TEAM 4

BR TEAM 4 Fun Cup

1	7:06.707	59.766	3:23.348	2:43.593	113.7	12:11.878
2	5:57.422	55.782	2:13.005	2:48.635	137.2	18:09.300
3	5:47.185	56.521	2:11.707	2:38.957	141.3	23:56.485
4	5:39.578	53.817	2:07.524	2:38.237	144.5	29:36.063
5	5:46.981 B	53.019	2:08.277	2:45.685	141.4	35:23.044
6	7:27.122	2:22.241	2:18.474	2:46.407	109.7	42:50.166
7	5:42.547	54.591	2:10.070	2:37.886	143.2	48:32.713