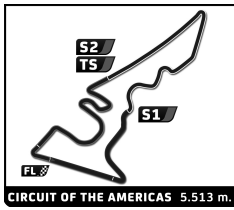


FIA WEC Lone Star Le Mans Free Practice 1

Sector Analysis

Lap under Red Flag											Invalidated Lap	Personal Best	Session Best	B Crossing the pit lane	
Lap	D	Time	Sector 1	Sector 2	Sector 3	T. Spd	Elapsed	Lap	D	Time	Sector 1	Sector 2	Sector 3	T. Spd	Elapsed
2		Cadillac Racing					Cadillac V-Series.R HYPERCAR H								
		1.Earl BAMBER													
		2.Alex LYNN													
1	1	2:40.931 B	54.437	51.181	55.313	235.3	2:40.931	14	3	1:55.730	24.319	43.506	47.905	289.1	50:41.896
2	1	16:40.504	...	47.962	49.849	248.2	19:21.435	15	3	1:55.150	24.501	43.475	47.174	292.3	52:37.046
3	1	1:58.637	25.836	44.482	48.319	283.1	21:20.072	16	3	1:54.975	24.306	43.531	47.138	292.3	54:32.021
4	1	1:57.401	24.801	43.526	49.074	289.1	23:17.473	17	3	1:58.623 B	25.404	44.504	48.715	292.3	56:30.644
5	1	1:57.356	25.287	43.682	48.387	289.1	25:14.829	18	1	8:05.242	4:58.049	1:40.932	1:26.261	80.2	1:04:35.886
6	1	1:55.055	24.659	43.299	47.097	289.1	27:09.884	19	1	4:06.466	58.848	1:40.966	1:26.652	80.2	1:08:42.352
7	1	1:56.947	24.220	43.280	49.447	289.1	29:06.831	20	1	3:02.685	59.073	1:12.074	51.538	265.2	1:11:45.037
8	1	1:54.841	24.639	43.492	46.710	290.7	31:01.672	21	1	2:00.630	26.700	45.478	48.452	300.3	1:13:45.667
9	1	1:55.949	24.403	43.194	48.352	289.1	32:57.621	22	1	1:59.410	25.704	45.608	48.098	287.6	1:15:45.077
10	1	1:55.389	24.825	43.467	47.097	289.1	34:53.010	23	1	1:54.744	24.461	43.312	46.971	300.3	1:17:39.821
11	1	1:55.774	24.458	44.158	47.158	290.7	36:48.784	24	1	1:55.953	24.521	43.312	48.120	303.7	1:19:35.774
12	1	1:59.103	24.883	44.523	49.697	261.3	38:47.887	25	1	1:57.440	24.743	45.325	47.372	295.4	1:21:33.214
13	1	1:54.279	24.236	43.221	46.822	292.3	40:42.166	26	1	1:56.522	24.335	44.587	47.600	298.7	1:23:29.736
14	1	1:54.680	24.249	43.307	47.124	290.7	42:36.846	27	1	1:54.565	24.214	43.218	47.133	293.8	1:25:24.301
15	1	1:56.564	24.416	44.517	47.631	293.8	44:33.410	28	1	1:55.710	24.425	43.392	47.893	305.4	1:27:20.011
16	1	1:55.860	24.350	43.722	47.788	289.1	46:29.270	29	1	1:56.686	24.926	43.678	48.082	289.1	1:29:16.697
17	1	1:57.054	24.405	43.703	48.946	293.8	48:26.324	30	1	1:58.221	25.796	43.950	48.475	292.3	1:31:14.918
18	1	2:00.563 B	27.514	44.371	48.678	292.3	50:26.887	31	1	1:53.574	24.273	42.897	46.404	292.3	1:33:08.492
19	2	11:03.755	9:02.741	45.090	1:15.924	275.9	1:01:30.642	32	1	1:55.189	24.198	43.009	47.982	298.7	1:35:03.681
20	2	4:09.722 B	1:00.088	1:43.855	1:25.779	81.1	1:05:40.364								
21	2	5:41.216	2:58.856	1:41.580	1:00.780	79.8	1:11:21.580								
22	2	1:59.505	27.134	44.425	47.946	289.1	1:13:21.085								
23	2	1:57.097	25.313	43.472	48.312	293.8	1:15:18.182								
24	2	1:56.078	24.727	43.412	47.939	295.4	1:17:14.260								
25	2	1:55.425	24.559	43.533	47.333	292.3	1:19:09.685								
26	2	2:01.011	25.352	45.668	49.991	290.7	1:21:10.696								
27	2	1:54.571	24.405	43.261	46.905	293.8	1:23:05.267								
28	2	1:55.985	24.437	43.390	48.158	297.0	1:25:01.252								
29	2	1:56.979	24.408	43.735	48.836	298.7	1:26:58.231								
30	2	1:58.916	24.781	43.815	50.320	293.8	1:28:57.147								
31	2	1:54.262	24.170	43.202	46.890	293.8	1:30:51.409								
32	2	1:54.556	24.215	43.324	47.017	295.4	1:32:45.965								
33	2	1:57.663	24.162	43.778	49.723	298.7	1:34:43.628								
34	2	1:54.343	24.080	43.349	46.914	295.4	1:36:37.971								
5		Porsche Penske Motorsport					Porsche 963 HYPERCAR H								
		1.Matt CAMPBELL					3.Frédéric MAKOWIECKI								
		2.Michael CHRISTENSEN													
1	3	2:18.445	40.634	47.593	50.218	284.6	2:18.445	1	3	2:21.603	39.752	49.157	52.694	228.4	2:21.603
2	3	1:59.896	26.829	43.981	49.086	290.7	4:18.341	2	3	1:58.937	25.901	44.206	48.830	297.0	4:20.540
3	3	2:29.363 B	25.312	43.538	1:20.513	292.3	6:47.704	3	3	2:31.659 B	25.388	43.118	1:23.153	300.3	6:52.199
4	3	11:37.841	...	46.253	48.492	290.7	18:25.545	4	3	11:32.701	9:55.808	45.414	51.479	281.7	18:24.900
5	3	1:58.213	25.459	44.907	47.847	293.8	20:23.758	5	3	1:55.736	25.034	43.218	47.484	289.1	20:20.636
6	3	1:55.725	24.522	43.802	47.401	290.7	22:19.483	6	3	2:02.955	25.303	49.910	47.742	290.7	22:23.591
7	3	1:55.992	24.559	43.667	47.766	290.7	24:15.475	7	3	1:55.391	24.913	43.557	46.921	287.6	24:18.982
8	3	1:56.007	24.472	44.090	47.445	290.7	26:11.482	8	3	2:07.276	33.682	43.975	49.619	287.6	26:26.258
9	3	1:55.070	24.403	43.617	47.050	292.3	28:06.552	9	3	1:54.461	24.367	43.119	46.975	290.7	28:20.719
10	3	1:55.093	24.327	43.441	47.325	292.3	30:01.645	10	3	1:58.230 B	24.728	43.721	49.781	290.7	30:18.949
11	3	1:57.621 B	24.456	43.630	49.535	295.4	31:59.266	11	3	6:33.293	5:01.508	44.262	47.523	255.2	36:52.242
12	3	14:49.335	...	45.784	49.513	278.8	46:48.601	12	3	1:58.364	25.944	44.261	48.159	289.1	38:50.606
13	3	1:57.565	24.750	44.162	48.653	289.1	48:46.166	13	3	1:54.859	24.280	43.241	47.338	295.4	40:45.465
							Porsche 963 HYPERCAR H								
14	3	1:54.887	24.293	43.129	47.465	290.7	42:40.352	14	3	1:54.887	24.293	43.129	47.465	290.7	42:40.352
15	3	1:57.905	24.846	43.813	49.246	284.6	44:38.257	15	3	1:57.905	24.846	43.813	49.246	284.6	44:38.257
16	3	2:00.355	24.263	44.531	51.561	287.6	46:38.612	16	3	2:00.355	24.263	44.531	51.561	287.6	46:38.612
17	3	1:54.530	24.175	43.059	47.296	290.7	48:33.142	17	3	1:54.530	24.175	43.059	47.296	290.7	48:33.142
18	3	1:59.954 B	25.656	45.021	49.277	222.8	50:33.096	18	3	1:59.954 B	25.656	45.021	49.277	222.8	50:33.096
19	1	8:09.910	6:37.033	44.210	48.667	289.1	58:43.006	19	1	8:09.910	6:37.033	44.210	48.667	289.1	58:43.006
20	1	2:04.513	24.877	43.351	56.285	293.8	1:00:47.519	20	1	2:04.513	24.877	43.351	56.285	293.8	1:00:47.519
21	1	4:04.932	58.551	1:40.606	1:25.775	80.2	1:04:52.451	21	1	4:04.932	58.551	1:40.606	1:25.775	80.2	1:04:52.451
22	1	4:08.236	59.585	1:41.542	1:27.109	80.1	1:09:00.687	22	1	4:08.236	59.585	1:41.542	1:27.109	80.1	1:09:00.687
23	1	2:50.122	59.494	1:01.266	49.362	286.1	1:11:50.809	23	1	2:50.122	59.494	1:01.266	49.362	286.1	1:11:50.809
24	1	1:57.243	25.180	43.606	48.457	286.1	1:13:48.052	24	1	1:57.243	25.180	43.606	48.457	286.1	1:13:48.052
25	1	2:00.792	25.269	44.344	51.179	284.6	1:15:48.844	25	1	2:00.792	25.269	44.344	51.179	284.6	1:15:48.844
26	1	1:54.276	24.354	43.241	46.681	290.7	1:17:43.120	26	1	1:54.276	24.354	43.241	46.681	290.7	1:17:43.120
27	1	1:54.361	24.124	43.320	46.917	290.7	1:19:37.481	27	1	1:54.361	24.124	43.320	46.917	290.7	1:19:37.481
28	1	1:59.354 B	25.287	44.071	49.996	290.7	1:21:36.835	28	1	1:59.354 B	25.287	44.071	49.996	290.7	1:21:36.835
29	1	10:14.608	8:44.062	43.655	46.891	284.6	1:31:51.443	29	1	10:14.608	8:44.062	43.655	46.891	284.6	1:31:51.443
30	1	1:57.793	27.069	44.074	46.650	293.8	1:33:49.236	30	1	1:57.793	27.069	44.074	46.650	293.8	1:33:49.236
31	1	1:56.909	25.267	44.675	46.967	289.1	1:35:46.145	31	1	1:56.909	25.267	44.675	46.967	289.1	1:35:46.145



FIA WEC

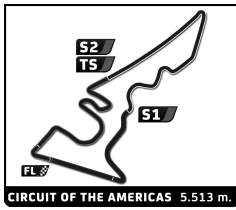
Lone Star Le Mans

Free Practice 1

Sector Analysis

Lap under Red Flag Invalidated Lap Personal Best Session Best Crossing the pit lane

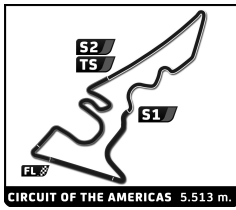
Lap	D	Time	Sector 1	Sector 2	Sector 3	T. Spd	Elapsed	Lap	D	Time	Sector 1	Sector 2	Sector 3	T. Spd	Elapsed
7	Toyota Gazoo Racing 1. Mike CONWAY 3. Nyck DE VRIES 2. Kamui KOBAYASHI							Toyota GR010 - Hybrid HYPERCAR H							
	1	3	2:21.265	35.137	51.361	54.767	241.6	2:21.265	14	2	1:58.444	25.802	44.755	47.887	295.4
2	3	2:18.735 B	28.717	52.665	57.353	238.4	4:40.000	15	2	1:57.053	25.302	43.693	48.058	293.8	49:35.303
3	3	14:15.513	...	46.404	50.502	270.4	18:55.513	16	2	1:56.559 B	24.522	43.367	48.670	290.7	51:31.862
4	3	2:00.135	25.722	44.427	49.986	290.7	20:55.648	17	3	3:10.709	1:32.674	46.042	51.993	289.1	54:42.571
5	3	1:57.420	25.250	44.650	47.520	293.8	22:53.068	18	3	1:57.120	25.835	43.606	47.679	295.4	56:39.691
6	3	1:55.045	24.674	43.353	47.018	293.8	24:48.113	19	3	1:59.960	24.842	44.839	50.279	295.4	58:39.651
7	3	1:54.680	25.002	43.094	46.584	290.7	26:42.793	20	3	2:03.003	25.570	43.633	53.800	298.7	1:00:42.654
8	3	1:54.620	24.435	43.309	46.876	292.3	28:37.413	21	3	4:04.864	58.470	1:41.097	1:25.297	80.1	1:04:47.518
9	3	1:54.779	24.561	43.348	46.870	292.3	30:32.192	22	3	4:03.754 B	58.625	1:40.901	1:24.228	80.3	1:08:51.272
10	3	1:54.817	24.467	43.394	46.956	293.8	32:27.009	23	1	8:18.923	6:41.501	46.498	50.924	289.1	1:17:10.195
11	3	1:57.490 B	24.636	43.999	48.855	295.4	34:24.499	24	1	1:58.277	26.124	44.802	47.751	295.4	1:19:08.872
12	1	7:18.544	5:45.400	44.284	48.860	286.1	41:43.043	25	1	1:56.543	24.939	43.890	47.714	293.8	1:21:05.415
13	1	1:56.708	24.995	44.330	47.383	290.7	43:39.751	26	1	1:56.751	24.762	44.846	47.143	292.3	1:23:02.166
14	1	1:56.697	24.546	44.762	47.389	292.3	45:36.448	27	1	1:57.977	24.645	44.361	48.971	292.3	1:25:00.143
15	1	1:55.484	24.875	43.708	46.901	287.6	47:31.932	28	1	1:57.556	24.691	43.922	48.943	293.8	1:26:57.699
16	1	1:55.606	25.025	43.543	47.038	287.6	49:27.538	29	1	1:56.068	24.683	44.171	47.214	292.3	1:28:53.767
17	1	1:56.356 B	24.417	43.580	48.359	287.6	51:23.894	30	1	1:55.090	24.552	43.564	46.974	287.6	1:30:48.857
18	1	6:41.943	5:06.474	44.287	51.182	290.7	58:05.837	31	1	1:56.110	24.817	43.980	47.313	289.1	1:32:44.967
19	1	2:00.414	25.577	44.998	49.839	284.6	1:00:06.251	32	1	2:02.766	24.459	43.850	54.457	292.3	1:34:47.733
20	1	3:31.704	25.480	1:40.533	1:25.691	80.2	1:03:37.955	33	1	1:55.903	24.824	43.477	47.602	302.0	1:36:43.636
21	1	4:05.237	59.038	1:40.481	1:25.718	80.3	1:07:43.192	12 Hertz Team JOTA 1. Will STEVENS 3. Norman NATO 2. Callum ILOTT Porsche 963 HYPERCAR H							
22	1	3:34.722	58.680	1:40.605	55.437	79.9	1:11:17.914								
23	1	2:01.462	26.477	46.128	48.857	281.7	1:13:19.376	1	1	2:31.820 B	38.926	55.337	57.557	197.7	2:31.820
24	1	1:57.356	25.159	43.704	48.493	283.1	1:15:16.732	2	1	16:02.600	...	49.334	52.651	202.8	18:34.420
25	1	1:57.599 B	24.810	43.599	49.190	297.0	1:17:14.331	3	1	2:02.444	26.700	45.970	49.774	246.0	20:36.864
26	2	3:07.511	1:29.906	48.779	48.826	289.1	1:20:21.842	4	1	2:00.290	26.141	46.551	47.598	289.1	22:37.154
27	2	1:56.916	24.868	44.405	47.643	290.7	1:22:18.758	5	1	1:55.921	24.842	43.632	47.447	298.7	24:33.075
28	2	1:55.215	24.273	43.524	47.418	297.0	1:24:13.973	6	1	1:55.776	24.689	43.709	47.378	298.7	26:28.851
29	2	1:55.483	24.555	43.384	47.544	297.0	1:26:09.456	7	1	2:02.430	25.990	47.215	49.225	232.3	28:31.281
30	2	1:59.662	24.590	43.707	51.365	297.0	1:28:09.118	8	1	1:54.922	24.418	43.416	47.088	300.3	30:26.203
31	2	1:57.386	24.211	43.205	49.970	300.3	1:30:06.504	9	1	1:55.349	24.540	43.609	47.200	300.3	32:21.552
32	2	1:56.844	24.410	43.739	48.695	298.7	1:32:03.348	10	1	1:55.039	24.445	43.441	47.153	295.4	34:16.591
33	2	2:15.238	24.101	51.794	59.343	247.1	1:34:18.586	11	1	1:57.930 B	24.777	44.074	49.079	297.0	36:14.521
34	2	1:54.636	24.320	43.257	47.059	300.3	1:36:13.222	12	2	8:21.464	6:49.030	44.674	47.760	298.7	44:35.985
8 Toyota Gazoo Racing 1. Sébastien BUEMI 3. Ryo HIRAKAWA 2. Brendon HARTLEY								Toyota GR010 - Hybrid HYPERCAR H							
								1	2	2:22.059 B	33.365	52.367	56.327	257.6	2:22.059
2	2	17:18.603	...	47.529	50.304	295.4	19:40.662	14	2	1:56.729	24.559	43.279	48.891	300.3	48:29.869
3	2	1:58.839	26.797	44.488	47.554	295.4	21:39.501	15	2	2:00.323	27.188	45.879	47.256	284.6	50:30.192
4	2	1:56.706	24.881	44.429	47.396	293.8	23:36.207	16	2	1:56.192	24.367	43.281	48.544	300.3	52:26.384
5	2	1:55.604	24.689	43.625	47.290	297.0	25:31.811	17	2	1:56.289	24.280	43.652	48.357	295.4	54:22.673
6	2	2:01.219	25.017	44.526	51.676	278.8	27:33.030	18	2	1:55.904	24.208	43.685	48.011	302.0	56:18.577
7	2	1:55.469	24.644	43.835	46.990	298.7	29:28.499	19	2	1:55.611	24.397	43.169	48.045	303.7	58:14.188
8	2	1:57.201	25.206	44.445	47.550	295.4	31:25.700	20	2	1:59.029	24.403	44.290	50.336	303.7	1:00:13.217
9	2	1:55.060	24.435	43.409	47.216	297.0	33:20.760	21	2	3:41.660 B	36.523	1:40.573	1:24.564	80.1	1:03:54.877
10	2	1:57.181 B	24.832	43.558	48.791	287.6	35:17.941	22	3	7:35.337	5:01.717	1:39.092	54.528	178.8	1:11:30.214
11	2	6:26.355	4:53.944	44.480	47.931	293.8	41:44.296	23	3	2:02.039	27.792	44.820	49.427	286.1	1:13:32.253
12	2	1:58.471	24.618	44.509	49.344	231.3	43:42.767	24	3	1:57.718	25.635	44.120	47.963	295.4	1:15:29.971
13	2	1:57.039	24.649	44.530	47.860	298.7	45:39.806	25	3	1:55.537	24.739	43.268	47.530	303.7	1:17:25.508
12 Hertz Team JOTA 1. Will STEVENS 3. Norman NATO 2. Callum ILOTT Porsche 963 HYPERCAR H								26	3	1:54.638	24.372	43.270	46.996	303.7	1:19:20.146
								27	3	1:55.712	25.071	43.580	47.061	302.0	1:21:15.858
								28	3	1:55.783	24.698	43.176	47.909	302.0	1:23:11.641
								29	3	1:55.078	24.502	43.330	47.246	277.3	1:25:06.719
								30	3	1:58.425	25.318	45.718	47.389	280.2	1:27:05.144



FIA WEC Lone Star Le Mans Free Practice 1

Sector Analysis

Lap under Red Flag											Invalidated Lap	Personal Best	Session Best	B Crossing the pit lane	
Lap	D	Time	Sector 1	Sector 2	Sector 3	T. Spd	Elapsed	Lap	D	Time	Sector 1	Sector 2	Sector 3	T. Spd	Elapsed
31	3	1:54.692	24.359	43.339	46.994	280.2	1:28:59.836	6	3	1:55.612	25.550	43.096	46.966	293.8	22:06.380
32	3	1:56.364 B	24.270	43.089	49.005	300.3	1:30:56.200	7	3	1:55.254	24.782	42.892	47.580	293.8	24:01.634
15		BMW M Team WRT		3.Marco WITTMANN		BMW M HYBRID V8		9		1:54.286		42.695		25:50.314	
		1.Dries VANTHOOR				HYPERCAR H		10		1:56.588		44.246		29:46.902	
		2.Raffaele MARCIELLO						11		1:57.340		44.663		31:44.242	
1	3	2:41.221	53.874	52.036	55.311	219.2	2:41.221	12	3	1:56.068	24.835	43.380	47.853	292.3	33:40.310
2	3	2:03.828	28.264	45.983	49.581	281.7	4:45.049	13	3	1:54.951	24.620	43.565	46.766	293.8	35:35.261
3	3	3:06.370 B	25.839	1:15.633	1:24.898	81.6	7:51.419	14	3	1:56.246	25.010	44.025	47.211	292.3	37:31.507
4	3	10:26.355	8:48.231	47.122	51.002	254.0	18:17.774	15	3	1:54.705	24.252	43.565	46.888	297.0	39:26.212
5	3	2:02.431	26.104	44.074	52.253	280.2	20:20.205	16	3	1:55.825	25.454	43.544	46.827	293.8	41:22.037
6	3	1:56.220	25.440	43.346	47.434	289.1	22:16.425	17	3	1:54.520	24.330	43.520	46.670	295.4	43:16.557
7	3	1:55.402	25.447	43.031	46.924	290.7	24:11.827	18	3	1:57.593 B	24.545	43.829	49.219	292.3	45:14.150
8	3	1:55.171	24.551	43.256	47.364	292.3	26:06.998	19	2	4:08.595	2:35.950	44.449	48.196	298.7	49:22.745
9	3	1:56.674	24.585	43.146	48.943	292.3	28:03.672	20	2	1:56.016	25.182	43.568	47.266	293.8	51:18.761
10	3	1:56.377	25.392	43.305	47.680	300.3	30:00.049	21	2	1:58.266	25.197	45.246	47.823	292.3	53:17.027
11	3	1:55.455	24.730	43.228	47.497	293.8	31:55.504	22	2	1:55.518	24.537	43.725	47.256	295.4	55:12.545
12	3	1:56.941	25.537	44.083	47.321	298.7	33:52.445	23	2	1:55.131	24.555	43.316	47.260	297.0	57:07.676
13	3	1:55.035	24.409	43.266	47.360	302.0	35:47.480	24	2	1:55.576	24.298	42.951	48.327	297.0	59:03.252
14	3	1:55.022	25.028	43.157	46.837	300.3	37:42.502	25	2	2:22.376	24.476	43.313	1:14.587	295.4	1:01:25.628
15	3	1:54.589	24.316	43.222	47.051	302.0	39:37.091	26	2	4:05.458	58.666	1:40.667	1:26.125	80.4	1:05:31.086
16	3	1:55.812	24.437	44.169	47.206	300.3	41:32.903	27	2	4:09.182	59.629	1:42.023	1:27.530	76.6	1:09:40.268
17	3	1:54.523	24.193	43.290	47.040	300.3	43:27.426	28	2	2:33.662	56.132	47.913	49.617	269.1	1:12:13.930
18	3	1:54.943	24.317	43.494	47.132	300.3	45:22.369	29	2	1:59.527	26.539	44.795	48.193	292.3	1:14:13.457
19	3	1:55.220	24.783	43.514	46.923	300.3	47:17.589	30	2	1:59.133 B	25.453	43.802	49.878	298.7	1:16:12.590
20	3	1:54.526	24.442	43.089	46.995	302.0	49:12.115	31	1	3:31.182	1:57.665	44.687	48.830	300.3	1:19:43.772
21	3	1:58.689 B	24.502	44.196	49.991	302.0	51:10.804	32	1	1:57.516	25.395	44.107	48.014	292.3	1:21:41.288
22	1	3:59.944	2:22.843	47.251	49.850	295.4	55:10.748	33	1	1:56.393	24.785	43.399	48.209	293.8	1:23:37.681
23	1	2:00.730	25.573	46.056	49.101	289.1	57:11.478	34	1	1:54.858	24.572	43.155	47.131	295.4	1:25:32.539
24	1	1:58.209	25.482	43.937	48.790	293.8	59:09.687	35	1	1:55.577	24.365	43.310	47.902	297.0	1:27:28.116
25	1	2:26.999	24.852	44.255	1:17.892	300.3	1:01:36.686	36	1	1:55.911	24.270	44.308	47.333	295.4	1:29:24.027
26	1	4:05.537	58.533	1:40.688	1:26.316	80.4	1:05:42.223	37	1	1:55.272	24.386	43.829	47.057	293.8	1:31:19.299
27	1	4:06.555	58.837	1:41.049	1:26.669	80.4	1:09:48.778	38	1	1:57.217	25.178	44.253	47.786	292.3	1:33:16.516
28	1	2:33.014	51.184	49.388	52.442	267.8	1:12:21.792	39	1	1:54.050	24.223	43.058	46.769	295.4	1:35:10.566
29	1	2:05.314	26.933	47.443	50.938	246.0	1:14:27.106								
30	1	1:58.857	26.390	44.364	48.103	300.3	1:16:25.963								
31	1	1:58.770	25.410	45.212	48.148	292.3	1:18:24.733								
32	1	1:58.734	26.197	44.592	47.945	303.7	1:20:23.467								
33	1	1:56.413	24.610	44.240	47.563	303.7	1:22:19.880								
34	1	1:55.521	24.533	43.803	47.185	300.3	1:24:15.401								
35	1	1:58.609			49.571	303.7	1:26:14.010								
36	1	1:59.441	25.442	44.007	49.992	278.8	1:28:13.451								
37	1	1:54.510	24.232	43.101	47.177	303.7	1:30:07.961								
38	1	2:00.977	25.604	44.156	51.217	303.7	1:32:08.938								
39	1	1:56.917	24.340	43.811	48.766	303.7	1:34:05.855								
40	1	1:55.372	24.755	43.251	47.366	303.7	1:36:01.227								
20		BMW M Team WRT		3.René RAST		BMW M HYBRID V8		27		Heart of Racing Team		3.Alex RIBERAS		Aston Martin Vantage AMR LMGT3	
		1.Sheldon VAN DER LINDE				HYPERCAR H				1.Ian JAMES				LMGT3	
		2.Robin FRIJNS								2.Daniel MANCINELLI					
1	3	2:35.656	52.437	50.441	52.778	232.3	2:35.656	1	2	3:06.929	1:13.819	55.492	57.618	221.9	3:06.929
2	3	2:02.639	27.282	45.207	50.150	274.5	4:38.295	2	2	2:12.099	29.631	50.187	52.281	252.8	5:19.028
3	3	3:00.541 B	25.598	1:11.259	1:23.684	81.6	7:38.836	3	2	3:49.030 B	42.504	1:41.449	1:25.077	79.7	9:08.058
4	3	10:33.466	8:55.011	48.691	49.764	256.4	18:12.302	4	2	9:47.168	8:00.721	51.685	54.762	252.8	18:55.226
5	3	1:58.466	26.792	43.937	47.737	290.7	20:10.768	5	2	2:08.104	27.924	48.991	51.189	254.0	21:03.330
								6	2	2:07.549	27.592	48.771	51.186	254.0	23:10.879
								7	2	2:06.872	27.527	48.512	50.833	255.2	25:17.751
								8	2	2:07.354	27.612	48.483	51.259	255.2	27:25.105
								9	2	2:11.338 B	27.610	49.995	53.733	255.2	29:36.443
								10	1	4:02.900	2:19.364	50.833	52.703	251.7	33:39.343
								11	1	2:10.909	28.378	49.907	52.624	254.0	35:50.252
								12	1	2:10.098	27.885	50.064	52.149	256.4	38:00.350
								13	1	2:09.052	27.899	49.463	51.690	256.4	40:09.402
								14	1	2:14.170	29.363	51.828	52.979	252.8	42:23.572
								15	1	2:09.896	27.824	49.876	52.196	256.4	44:33.468
								16	1	2:09.680	27.747	49.949	51.984	255.2	46:43.148



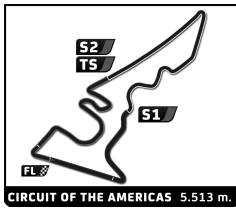
FIA WEC

Lone Star Le Mans

Free Practice 1

Sector Analysis

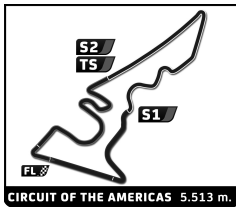
Lap under Red Flag											Invalidated Lap	Personal Best	Session Best	B Crossing the pit lane			
Lap	D	Time	Sector 1	Sector 2	Sector 3	T. Spd	Elapsed	Lap	D	Time	Sector 1	Sector 2	Sector 3	T. Spd	Elapsed		
17	1	2:11.918	B	27.799	49.640	54.479	256.4	48:55.066	33	2	2:09.544	27.580	49.551	52.413	256.4	1:32:40.993	
18	3	4:53.981		3:10.483	50.767	52.731	252.8	53:49.047	34	2	2:10.198	27.579	49.850	52.769	257.6	1:34:51.191	
19	3	2:09.230		28.406	49.199	51.625	254.0	55:58.277	35	2	2:10.060	27.423	49.831	52.806	257.6	1:37:01.251	
20	3	2:09.602		27.745	48.462	53.395	249.4	58:07.879	35 Alpine Endurance Team Alpine A424 HYPERCAR H								
21	3	2:09.257		27.553	49.463	52.241	257.6	1:00:17.136	1. Paul-Loup CHATIN 3. Charles MILESI								
22	3	3:54.084		43.376	1:41.522	1:29.186	74.5	1:04:11.220	2. Ferdinand HABSBURG								
23	3	4:09.201		59.186	1:43.133	1:26.882	79.8	1:08:20.421	1	2	3:04.114	1:15.280	52.921	55.913	200.6	3:04.114	
24	3	3:17.078		59.371	1:24.805	52.902	236.3	1:11:37.499	2	2	2:08.489	B	27.793	47.375	53.321	277.3	5:12.603
25	3	2:07.848		27.852	48.863	51.133	254.0	1:13:45.347	3	2	13:40.849	...	49.773	52.135	258.9	18:53.452	
26	3	2:08.714		27.750	49.047	51.917	255.2	1:15:54.061	4	2	2:04.009	26.504	46.035	51.470	265.2	20:57.461	
27	3	2:07.827		28.055	48.678	51.094	255.2	1:18:01.888	5	2	2:00.219	25.974	44.881	49.364	277.3	22:57.680	
28	3	2:09.786		28.872	49.298	51.616	255.2	1:20:11.674	6	2	1:58.683	25.625	44.277	48.781	297.0	24:56.363	
29	3	2:06.983		27.404	48.605	50.974	254.0	1:22:18.657	7	2	1:57.579	25.034	44.598	47.947	302.0	26:53.942	
30	3	2:10.443	B	28.115	48.823	53.505	238.4	1:24:29.100	8	2	1:57.103	24.711	43.594	48.798	303.7	28:51.045	
31	1	5:16.962		3:33.619	50.715	52.628	255.2	1:29:46.062	9	2	1:56.408	24.972	43.683	47.753	302.0	30:47.453	
32	1	2:08.263		27.560	49.012	51.691	255.2	1:31:54.325	10	2	1:55.986	24.466	43.505	48.915	298.7	32:43.439	
33	1	2:09.349		27.650	49.351	52.348	257.6	1:34:03.674	11	2	1:57.692	25.277	44.474	47.941	300.3	34:41.131	
34	1	2:08.658		27.786	48.893	51.979	256.4	1:36:12.332	12	2	2:07.644	B	24.886	44.937	57.821	172.0	36:48.775
31 Team WRT BMW M4 LMGT3																	
1. Darren LEUNG LMGT3							3. Augusto FARFUS										
2. Sean GELAEL																	
1	3	3:10.467	B	1:16.917	53.690	59.860	226.5	3:10.467	13	3	33:27.996	...	1:41.667	1:27.522	80.2	1:10:16.771	
2	3	4:12.674	B	1:39.307	1:07.137	1:26.230	80.7	7:23.141	14	3	2:18.822	40.711	48.207	49.904	277.3	1:12:35.593	
3	3	1:20.698		9:36.720	51.273	52.705	244.9	18:43.839	15	3	1:59.504	27.083	44.388	48.033	292.3	1:14:35.097	
4	3	2:09.199		28.603	49.112	51.484	254.0	20:53.038	16	3	2:04.100	26.215	44.500	53.385	290.7	1:16:39.197	
5	3	2:08.448		28.331	48.654	51.463	255.2	23:01.486	17	3	2:18.447	B	26.177	47.521	1:04.749	193.5	1:18:57.644
6	3	2:07.813		27.604	48.898	51.311	255.2	25:09.299	18	3	8:12.989	6:37.040	45.826	50.123	258.9	1:27:10.633	
7	3	2:07.963		27.534	48.660	51.769	255.2	27:17.262	19	3	1:56.374	25.250	43.446	47.678	298.7	1:29:07.007	
8	3	2:08.384		27.524	48.722	52.138	255.2	29:25.646	20	3	1:56.638	25.197	44.050	47.391	297.0	1:31:03.645	
9	3	2:08.004		27.508	48.968	51.528	256.4	31:33.650	21	3	1:55.046	24.678	43.216	47.152	300.3	1:32:58.691	
10	3	2:10.206	B	27.500	49.164	53.542	255.2	33:43.856	22	3	1:57.104	24.585	43.772	48.747	303.7	1:34:55.795	
11	1	4:20.506		2:30.029	55.024	55.453	239.5	38:04.362	23	3	2:00.543	24.576	45.468	50.499	202.1	1:36:56.338	
12	1	2:13.590		28.115	50.839	54.636	257.6	40:17.952	36 Alpine Endurance Team Alpine A424 HYPERCAR H								
13	1	2:14.331		28.176	50.456	55.699	255.2	42:32.283	1. Nicolas LAPIERRE 3. Matthieu VAXIVIERE								
14	1	2:12.360		27.882	50.846	53.632	258.9	44:44.643	2. Mick SCHUMACHER								
15	1	2:11.778		28.058	51.134	52.586	260.1	46:56.421	1	3	3:13.313	1:25.942	54.056	53.315	233.3	3:13.313	
16	1	2:11.050		27.942	50.351	52.757	262.6	49:07.471	2	3	2:02.314	27.175	45.783	49.356	293.8	5:15.627	
17	1	2:11.126		27.876	50.276	52.974	255.2	51:18.597	3	3	3:47.715	B	39.463	1:42.187	1:26.065	80.2	9:03.342
18	1	2:11.463		27.782	49.815	53.866	255.2	53:30.060	4	3	10:33.621	8:52.369	50.383	50.869	222.8	19:36.963	
19	1	2:14.817		28.604	50.649	55.564	251.7	55:44.877	5	3	1:57.866	25.867	44.244	47.755	286.1	21:34.829	
20	1	2:10.126		27.596	49.334	53.196	260.1	57:55.003	6	3	1:56.494	25.364	43.735	47.395	290.7	23:31.323	
21	1	2:27.067	B	28.915	51.152	1:07.000	196.2	1:00:22.070	7	3	1:57.138	25.141	43.781	48.216	298.7	25:28.461	
22	2	6:38.057		3:30.714	1:40.963	1:26.380	80.3	1:07:00.127	8	3	2:01.657	25.779	46.281	49.597	274.5	27:30.118	
23	2	3:55.805		59.483	1:44.150	1:12.172	81.0	1:10:55.932	9	3	1:57.524	24.626	44.758	48.140	292.3	29:27.642	
24	2	2:13.808		28.571	50.403	54.834	256.4	1:13:09.740	10	3	1:55.887	24.630	43.578	47.679	300.3	31:23.529	
25	2	2:11.214		28.379	49.798	53.037	257.6	1:15:20.954	11	3	1:56.283	24.873	43.732	47.678	298.7	33:19.812	
26	2	2:09.841		28.120	48.973	52.748	261.3	1:17:30.795	12	3	1:55.456	24.785	43.393	47.278	297.0	35:15.268	
27	2	2:09.705		27.788	49.012	52.905	257.6	1:19:40.500	13	3	2:01.783	B	25.806	45.442	50.535	290.7	37:17.051
28	2	2:11.243		27.906	49.511	53.826	257.6	1:21:51.743	14	1	6:56.819	5:08.696	46.953	1:01.170	274.5	44:13.870	
29	2	2:10.949		27.917	49.966	53.066	255.2	1:24:02.692	15	1	2:03.244	25.782	44.933	52.529	265.2	46:17.114	
30	2	2:09.179		27.637	49.171	52.371	257.6	1:26:11.871	16	1	2:01.203	25.559	46.395	49.249	281.7	48:18.317	
31	2	2:10.436		27.992	49.324	53.120	257.6	1:28:22.307	17	1	2:24.118	49.039	44.629	50.450	300.3	50:42.435	
32	2	2:09.142		27.531	49.256	52.355	257.6	1:30:31.449	18	1	1:58.279	25.801	43.736	48.742	300.3	52:40.714	
									19	1	1:56.546	24.621	43.833	48.092	302.0	54:37.260	
									20	1	1:56.494	24.468	43.882	48.144	300.3	56:33.754	
									21	1	1:57.917	24.501	44.224	49.192	302.0	58:31.671	



FIA WEC Lone Star Le Mans Free Practice 1

Sector Analysis

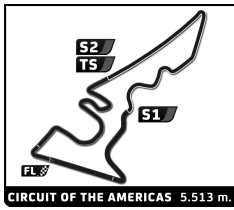
Lap under Red Flag								Invalidated Lap		Personal Best		Session Best		B Crossing the pit lane	
Lap	D	Time	Sector 1	Sector 2	Sector 3	T. Spd	Elapsed	Lap	D	Time	Sector 1	Sector 2	Sector 3	T. Spd	Elapsed
46 Team WRT								1.Ahmad AL HARTHY				3.Maxime MARTIN		BMW M4 LMGT3 LMGT3	
								2.Valentino ROSSI							
1	3	3:15.936	1:27.758	54.701	53.477	237.4	3:15.936	2	3	2:10.790	28.263	48.863	53.664	255.2	5:26.726
2	3	3:56.298 B	49.786	1:40.959	1:25.553	80.2	9:23.024	3	3	9:56.737	8:13.871	50.608	52.258	250.5	19:19.761
3	3	2:08.326	27.772	48.846	51.708	255.2	21:28.087	4	3	2:07.432	27.628	48.588	51.216	254.0	23:35.519
4	3	2:07.295	27.474	48.503	51.318	254.0	25:42.814	5	3	2:07.295	27.474	48.503	51.318	254.0	27:50.580
5	3	2:07.295	27.483	48.503	51.603	254.0	30:00.050	6	3	2:07.295	27.483	48.503	51.603	254.0	32:07.266
6	3	2:09.470 B	27.872	48.724	52.874	254.0	34:32.335	7	3	4:32.285	2:47.697	51.680	52.908	255.2	36:44.537
7	1	2:12.202	28.206	50.678	53.318	228.4	38:56.005	8	1	2:11.468	28.449	50.796	52.223	257.6	41:07.270
8	1	2:11.265	27.871	50.335	53.059	258.9	43:17.975	9	1	2:10.705	27.898	49.686	53.121	257.6	45:28.131
9	1	2:10.156	27.654	49.844	52.658	255.2	47:40.367	10	1	2:10.156	27.654	49.844	52.658	255.2	49:51.338
10	1	2:12.236	27.895	49.870	54.471	255.2	52:01.589	11	1	2:10.251	27.812	49.449	52.990	251.7	54:10.580
11	1	2:10.971	29.009	49.734	52.228	256.4	56:20.776	12	1	2:08.991	27.639	49.083	52.269	255.2	58:33.635
12	1	2:10.251	27.812	49.449	52.990	251.7	1:04:41.359	13	1	3:05.143	59.111	1:12.234	53.798	255.2	1:11:52.643
13	1	2:08.991	27.639	49.083	52.269	255.2	1:14:03.520	14	2	2:10.877	28.737	49.603	52.537	254.0	1:16:12.464
14	1	2:10.196	27.290	49.808	53.098	258.9	1:18:22.068	15	2	2:09.604	27.892	49.102	52.610	255.2	1:20:32.343
15	1	2:12.859 B	27.545	49.291	56.023	257.6	1:22:40.938	16	2	2:10.275	28.072	49.600	52.603	257.6	1:24:49.286
16	2	6:07.724	3:00.023	1:41.082	1:26.619	80.2	1:28:57.500	17	2	2:08.595	27.702	49.100	51.793	256.4	1:29:07.468
17	2	4:06.141	58.712	1:40.877	1:26.552	80.2	1:31:16.330	18	2	2:08.348	27.501	49.038	51.809	255.2	1:33:25.081
18	2	3:05.143	59.111	1:12.234	53.798	255.2	1:35:34.148	19	2	2:09.652	28.005	48.871	52.776	258.9	1:37:45.938
19	2	2:10.877	28.737	49.603	52.537	254.0		20	2	2:08.530	27.445	49.222	51.863	257.6	1:40:14.688
20	2	2:08.944	27.912	49.202	51.830	254.0		21	2	2:08.862	27.409	49.404	52.049	255.2	1:42:33.635
21	2	2:08.944	27.912	49.202	51.830	254.0		22	2	2:08.751	27.253	49.606	51.892	257.6	1:44:42.814
22	2	2:09.604	27.892	49.102	52.610	255.2		23	2	2:09.067	27.773	49.227	52.067	252.8	1:46:52.081
23	2	2:10.275	28.072	49.600	52.603	257.6		24	2	2:09.067	27.773	49.227	52.067	252.8	1:49:01.519
24	2	2:08.595	27.702	49.100	51.793	256.4		25	2	2:09.067	27.773	49.227	52.067	252.8	1:51:11.057
25	2	2:08.348	27.501	49.038	51.809	255.2		26	2	2:09.067	27.773	49.227	52.067	252.8	1:53:20.305
26	2	2:09.652	28.005	48.871	52.776	258.9		27	2	2:09.067	27.773	49.227	52.067	252.8	1:55:29.553
27	2	2:08.530	27.445	49.222	51.863	257.6		28	2	2:09.067	27.773	49.227	52.067	252.8	1:57:38.801
28	2	2:08.862	27.409	49.404	52.049	255.2		29	2	2:09.067	27.773	49.227	52.067	252.8	1:59:48.049
29	2	2:08.751	27.253	49.606	51.892	257.6		30	2	2:09.067	27.773	49.227	52.067	252.8	2:01:57.297
30	2	2:09.067	27.773	49.227	52.067	252.8		31	2	2:09.067	27.773	49.227	52.067	252.8	2:04:06.545
31	2	2:09.067	27.773	49.227	52.067	252.8		32	2	2:09.067	27.773	49.227	52.067	252.8	2:06:15.793
32	2	2:09.067	27.773	49.227	52.067	252.8		33	2	2:09.067	27.773	49.227	52.067	252.8	2:08:25.041
33	2	2:09.067	27.773	49.227	52.067	252.8									
38 Hertz Team JOTA								1.Jenson BUTTON				3.Oliver RASMUSSEN		Porsche 963 HYPERCAR H	
								2.Philip HANSON							
1	3	2:42.151 B	43.127	58.455	1:00.569	182.4	2:42.151	1	1	2:47.324 B	57.040	52.066	58.218	227.4	2:47.324
2	3	16:02.171	...	53.432	56.499	192.8	18:44.322	2	1	6:28.796 B	3:19.663	1:41.460	1:27.673	79.5	9:16.120
3	3	2:09.469	29.244	48.744	51.481	191.4	20:53.791	3	1	9:13.552	7:33.205	48.423	51.924	238.4	18:29.672
4	3	2:03.334	26.544	45.986	50.804	221.0	22:57.125	4	1	2:04.057	27.062	46.455	50.540	278.8	20:33.729
5	3	1:58.639	25.355	44.066	49.218	298.7	24:55.764	5	1	1:56.122	25.010	43.540	47.572	300.3	22:29.851
6	3	1:57.030	24.998	44.484	47.548	300.3	26:52.794	6	1	1:54.118	24.531	42.967	46.620	302.0	24:23.969
7	3	1:54.756	24.802	43.154	46.800	302.0	28:47.550	7	1	1:59.228	24.547	43.584	51.097	233.3	26:23.197
8	3	1:54.051	24.178	42.975	46.898	302.0	30:41.601	8	1	1:54.915	24.332	43.215	47.368	292.3	28:18.112
9	3	1:55.455	24.674	43.246	47.535	302.0	32:37.056	9	1	1:54.325	24.294	43.151	46.880	297.0	30:12.437
10	3	1:58.439 B	25.420	44.063	48.956	298.7	34:35.495	10	1	1:54.473	24.300	43.261	46.912	298.7	32:06.910
11	2	2:52.343	2:18.717	45.118	48.508	283.1	38:27.838	11	1	1:57.399	25.043	43.929	48.427	297.0	34:04.309
12	2	2:08.215	34.872	45.053	48.290	286.1	40:36.053	12	1	1:54.995	24.302	43.572	47.121	302.0	35:59.304
13	2	1:56.325	24.826	43.909	47.590	297.0	42:32.378								
14	2	1:58.833	25.813	44.769	48.251	290.7	44:31.211								
15	2	1:57.416	25.644	44.308	47.464	298.7	46:28.627								
16	2	1:56.054	24.681	43.542	47.831	300.3	48:24.681								
17	2	1:56.739	25.418	43.922	47.399	300.3	50:21.420								
18	2	1:56.792	24.553	44.655	47.584	298.7	52:18.212								
19	2	1:55.271	24.458	43.569	47.244	300.3	54:13.483								
20	2	2:00.443 B	24.739	45.834	49.870	293.8	56:13.926								
21	1	3:47.502	2:09.326	47.784	50.392	261.3	1:00:01.428								
22	1	3:28.729	25.475	1:37.162	1:26.092	80.3	1:03:30.157								
23	1	4:08.858	59.939	1:41.571	1:27.348	80.2	1:07:39.015								
24	1	3:38.011	59.427	1:40.707	57.877	80.3	1:11:17.026								
25	1	2:00.851	26.960	45.656	48.235	297.0	1:13:17.877								
26	1	1:56.631	25.173	43.919	47.539	298.7	1:15:14.508								
27	1	1:58.172 B	24.630	43.587	49.955	302.0	1:17:12.680								
28	1	4:36.633	3:03.379	45.365	47.889	278.8	1:21:49.313								
29	1	1:55.258	24.736	43.551	46.971	302.0	1:23:44.571								
30	1	1:55.313	25.052	43.175	47.086	300.3	1:25:39.884								
31	1	1:54.230	24.262	43.029	46.939	303.7	1:27:34.114								
32	1	1:59.090	26.345	45.114	47.631	280.2	1:29:33.204								
33	1	1:57.022 B	24.387	43.299	49.336	278.8	1:31:30.226								



FIA WEC Lone Star Le Mans Free Practice 1

Sector Analysis

Lap under Red Flag													Invalidated Lap	Personal Best	Session Best	B Crossing the pit lane	
Lap	D	Time	Sector 1	Sector 2	Sector 3	T. Spd	Elapsed	Lap	D	Time	Sector 1	Sector 2	Sector 3	T. Spd	Elapsed		
13	1	1:56.782 B	24.636	43.453	48.693	303.7	37:56.086	25	3	1:56.188	25.008	43.814	47.366	303.7	1:16:46.978		
14	2	4:31.140	2:56.538	44.970	49.632	287.6	42:27.226	26	3	1:56.254	24.823	44.086	47.345	305.4	1:18:43.232		
15	2	1:58.089	25.111	45.230	47.748	298.7	44:25.315	27	3	1:56.742	24.609	44.216	47.917	312.4	1:20:39.974		
16	2	1:58.304	25.321	43.893	49.090	302.0	46:23.619	28	3	1:57.876	24.236	43.672	49.968	300.3	1:22:37.850		
17	2	1:57.574	25.218	43.985	48.371	295.4	48:21.193	29	3	1:54.552	24.408	43.261	46.883	303.7	1:24:32.402		
18	2	1:55.933	24.955	43.612	47.366	303.7	50:17.126	30	3	1:54.505	24.267	43.108	47.130	314.2	1:26:26.907		
19	2	1:56.354	24.731	43.762	47.861	302.0	52:13.480	31	3	1:55.414	24.832	43.081	47.501	307.1	1:28:22.321		
20	2	1:55.827	25.081	43.491	47.255	300.3	54:09.307	32	3	1:59.987	24.589	43.915	51.483	305.4	1:30:22.308		
21	2	1:54.744	24.364	43.153	47.227	302.0	56:04.051	33	3	1:54.186	24.228	43.002	46.956	310.6	1:32:16.494		
22	2	1:56.568	24.512	43.884	48.172	302.0	58:00.619	34	3	1:57.762	24.546	44.032	49.184	308.9	1:34:14.256		
23	2	1:57.381	25.079	44.696	47.606	297.0	59:58.000	35	3	1:54.823	24.204	43.078	47.541	305.4	1:36:09.079		
24	2	3:23.409 B	25.501	1:33.919	1:23.989	80.1	1:03:21.409								54 Vista AF Corse 1.Thomas FLOHR 2.Francesco CASTELLACCI 3.Davide RIGON Ferrari 296 LMGT3 LMGT3		
25	3	8:12.195	5:54.389	1:26.308	51.498	204.4	1:11:33.604	1	3	2:58.365 B	1:04.304	55.722	58.339	197.7	2:58.365		
26	3	2:00.103	26.546	44.902	48.655	287.6	1:13:33.707	2	3	4:27.146 B	1:53.029	1:09.514	1:24.603	79.5	7:25.511		
27	3	1:58.311	25.486	43.978	48.847	289.1	1:15:32.018	3	3	11:22.707	9:36.575	50.738	55.394	255.2	18:48.218		
28	3	1:56.834	24.939	43.577	48.318	298.7	1:17:28.852	4	3	2:09.084	27.619	48.924	52.541	256.4	20:57.302		
29	3	1:57.237	25.045	44.929	47.263	300.3	1:19:26.089	5	3	2:07.813	27.745	49.001	51.067	255.2	23:05.115		
30	3	1:55.405	24.564	43.667	47.174	300.3	1:21:21.494	6	3	2:07.607	27.465	48.535	51.607	255.2	25:12.722		
31	3	1:54.973	24.375	43.488	47.110	300.3	1:23:16.467	7	3	2:07.784	27.708	48.753	51.323	255.2	27:20.506		
32	3	2:01.594	26.511	46.776	48.307	300.3	1:25:18.061	8	3	2:09.319 B	27.621	48.446	53.252	255.2	29:29.825		
33	3	1:55.008	24.252	43.397	47.359	303.7	1:27:13.069	9	3	6:24.360	4:39.581	49.758	55.021	256.4	35:54.185		
34	3	1:57.675	25.281	45.160	47.234	302.0	1:29:10.744	10	3	2:10.026 B	27.176	48.710	54.140	258.9	38:04.211		
35	3	1:56.997	24.817	44.593	47.587	297.0	1:31:07.741	11	1	4:24.981	2:35.314	54.770	54.897	234.3	42:29.192		
36	3	1:54.471	24.277	43.203	46.991	303.7	1:33:02.212	12	1	2:14.253	28.774	51.850	53.629	255.2	44:43.445		
37	3	1:55.358	24.221	43.389	47.748	305.4	1:34:57.570	13	1	2:11.247	28.370	50.187	52.690	255.2	46:54.692		
38	3	1:57.066 B	24.307	43.913	48.846	295.4	1:36:54.636	14	1	2:10.626	28.252	49.489	52.885	247.1	49:05.318		
							51 Ferrari AF Corse 1.Alessandro PIER GUIDI 2.James CALADO 3.Antonio GIOVINAZZI Ferrari 499P HYPERCAR H										
1	1	2:43.220 B	51.808	52.771	58.641	221.9	2:43.220	15	1	2:11.150	28.243	50.050	52.857	255.2	51:16.468		
2	1	6:23.208 B	3:13.918	1:41.790	1:27.500	79.8	9:06.428	16	1	2:13.064	28.441	50.145	54.478	248.2	53:29.532		
3	1	9:10.417	7:32.033	47.596	50.788	246.0	18:16.845	17	1	2:12.842	28.622	50.861	53.359	256.4	55:42.374		
4	1	2:00.837	25.743	44.037	51.057	290.7	20:17.682	18	1	2:10.941	28.082	50.135	52.724	257.6	57:53.315		
5	1	1:55.155	24.777	42.883	47.495	308.9	22:12.837	19	1	2:13.671	27.900	52.563	53.208	257.6	1:00:06.986		
6	1	2:09.942	37.693	44.207	48.042	302.0	24:22.779	20	1	3:47.221 B	37.246	1:43.248	1:26.727	78.8	1:03:54.207		
7	1	1:55.378	24.769	43.172	47.437	302.0	26:18.157	21	1	6:27.744	3:19.333	1:41.442	1:26.969	80.1	1:10:21.951		
8	1	1:54.978	24.505	43.210	47.263	307.1	28:13.135	22	1	2:23.259	38.638	51.414	53.207	244.9	1:12:45.210		
9	1	1:54.940	24.334	43.129	47.477	303.7	30:08.075	23	1	2:10.152	28.164	49.709	52.279	257.6	1:14:55.362		
10	1	1:55.290	24.535	43.260	47.495	302.0	32:03.365	24	1	2:09.829	28.354	49.293	52.182	256.4	1:17:05.191		
11	1	1:57.240	24.532	43.347	49.361	298.7	34:00.605	25	1	2:16.253 B	28.567	50.425	57.261	255.2	1:19:21.444		
12	1	2:04.221 B	25.206	45.162	53.853	307.1	36:04.826	26	2	3:52.838	2:04.787	52.598	55.453	249.4	1:23:14.282		
13	1	9:59.631	8:24.412	47.338	47.881	300.3	46:04.457	27	2	2:09.830	28.415	50.024	51.391	257.6	1:25:24.112		
14	1	1:59.055	24.634	46.663	47.758	300.3	48:03.512	28	2	2:08.278	27.425	49.228	51.625	257.6	1:27:32.390		
15	1	1:56.595	24.833	43.745	48.017	298.7	50:00.107	29	2	2:28.071 B	27.711	49.246	1:11.114	258.9	1:30:00.461		
16	1	1:54.975	24.369	43.456	47.150	303.7	51:55.082								55 Vista AF Corse 1.François HERIAU 2.Simon MANN 3.Alessio ROVERA Ferrari 296 LMGT3 LMGT3		
17	1	1:56.979 B	24.456	43.583	48.940	302.0	53:52.061	1	3	3:29.776	1:31.514	57.957	1:00.305	174.2	3:29.776		
18	3	3:44.855	2:08.877	47.067	48.911	302.0	57:36.916	2	3	2:22.222 B	30.185	51.271	1:00.766	243.8	5:51.998		
19	3	1:57.781	24.535	43.495	49.751	310.6	59:34.697	3	3	12:58.958	...	51.141	55.093	250.5	18:50.956		
20	3	2:59.445	24.558	1:08.994	1:25.893	80.2	1:02:34.142	4	3	2:21.886	27.732	49.968	1:04.186	255.2	21:12.842		
21	3	4:06.019	58.781	1:40.815	1:26.423	80.3	1:06:40.161	5	3	2:07.390	27.613	48.842	50.935	256.4	23:20.232		
22	3	4:02.861	58.851	1:41.141	1:22.869	80.3	1:10:43.022	6	3	2:15.326	29.039	53.259	53.028	252.8	25:35.558		
23	3	2:06.840	28.037	47.152	51.651	278.8	1:12:49.862	7	3	2:06.316	27.366	48.356	50.594	255.2	27:41.874		
24	3	2:00.928	26.320	45.473	49.135	300.3	1:14:50.790										



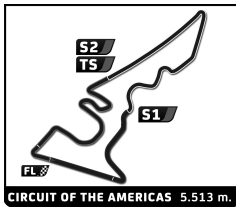
FIA WEC

Lone Star Le Mans

Free Practice 1

Sector Analysis

Lap under Red Flag											Invalidated Lap	Personal Best	Session Best	B Crossing the pit lane	
Lap	D	Time	Sector 1	Sector 2	Sector 3	T. Spd	Elapsed	Lap	D	Time	Sector 1	Sector 2	Sector 3	T. Spd	Elapsed
8	3	2:13.742 B	27.573	50.369	55.800	243.8	29:55.616	24	2	2:08.084	27.872	48.967	51.245	257.6	1:16:29.716
9	1	5:13.993	3:31.794	49.946	52.253	256.4	35:09.609	25	2	2:08.043	27.621	48.897	51.525	260.1	1:18:37.759
10	1	2:11.022	27.893	50.102	53.027	255.2	37:20.631	26	2	2:07.536	27.407	48.782	51.347	260.1	1:20:45.295
11	1	2:08.919	27.666	49.257	51.996	256.4	39:29.550	27	2	2:07.318	27.274	48.798	51.246	258.9	1:22:52.613
12	1	2:10.350	27.792	50.365	52.193	255.2	41:39.900	28	2	2:09.980	28.312	49.368	52.300	258.9	1:25:02.593
13	1	2:11.010	27.651	49.952	53.407	256.4	43:50.910	29	2	2:07.940	27.881	48.998	51.061	258.9	1:27:10.533
14	1	2:08.812	27.680	49.539	51.593	256.4	45:59.722	30	2	2:09.220 B	27.576	48.717	52.927	260.1	1:29:19.753
15	1	2:08.791	27.678	49.331	51.782	255.2	48:08.513	31	1	4:10.826	2:26.635	50.067	54.124	257.6	1:33:30.579
16	1	2:08.544	27.604	49.178	51.762	255.2	50:17.057	32	1	2:11.040	28.076	50.275	52.689	258.9	1:35:41.619
17	1	2:12.427 B	28.357	50.261	53.809	255.2	52:29.484	60 Iron Lynx <small>Lamborghini Huracan LMGT3 Evo2</small>							
18	2	3:30.920	1:48.862	50.134	51.924	256.4	56:00.404	1. Claudio SCHIAVONI 3. Franck PERERA LMGT3							
19	2	2:09.935	27.568	49.360	53.007	258.9	58:10.339	2. Matteo CRESSONI							
20	2	2:09.846	27.610	49.276	52.960	257.6	1:00:20.185	1	3	3:24.820	1:27.190	57.256	1:00.374	167.8	3:24.820
21	2	3:57.253	48.196	1:41.216	1:27.841	80.1	1:04:17.438	2	3	2:34.211 B	33.543	55.297	1:05.371	202.8	5:59.031
22	2	4:07.696	59.082	1:41.317	1:27.297	80.1	1:08:25.134	3	3	13:28.683 B	...	55.936	1:00.665	205.9	19:27.714
23	2	3:15.316	59.378	1:21.775	54.163	244.9	1:11:40.450	4	3	3:50.115	2:06.901	50.474	52.740	239.5	23:17.829
24	2	2:09.698	27.927	49.216	52.555	254.0	1:13:50.148	5	3	2:08.167	28.034	48.947	51.186	254.0	25:25.996
25	2	2:08.528	27.718	48.958	51.852	257.6	1:15:58.676	6	3	2:10.062	27.915	49.261	52.886	252.8	27:36.058
26	2	2:11.421	27.742	50.594	53.085	257.6	1:18:10.097	7	3	2:08.191	27.685	48.754	51.752	254.0	29:44.249
27	2	2:07.367	27.339	48.961	51.067	255.2	1:20:17.464	8	3	2:07.496	27.727	48.714	51.055	255.2	31:51.745
28	2	2:11.999 B	27.844	50.057	54.098	255.2	1:22:29.463	9	3	2:12.041 B	27.509	48.744	55.788	249.4	34:03.786
29	3	3:36.713	1:54.271	50.592	51.850	257.6	1:26:06.176	10	1	5:09.999	3:18.827	54.362	56.810	248.2	39:13.785
30	3	2:09.857	27.340	49.238	53.279	257.6	1:28:16.033	11	1	2:19.114	30.359	53.537	55.218	251.7	41:32.899
31	3	2:07.927	27.116	48.512	52.309	258.9	1:30:23.970	12	1	2:19.217	29.522	52.198	57.497	240.5	43:52.116
32	3	2:06.253	27.147	48.384	50.722	256.4	1:32:30.223	13	1	2:16.017	29.074	52.036	54.907	251.7	46:08.133
33	3	2:06.431	27.292	48.533	50.606	257.6	1:34:36.654	14	1	2:15.527	28.985	51.391	55.151	251.7	48:23.660
34	3	2:09.133 B	27.717	49.568	51.848	256.4	1:36:45.787	15	1	2:16.957	31.422	51.860	53.675	254.0	50:40.617
							59 United Autosports <small>McLaren 720S LMGT3 Evo</small>								
							1. James COTTINGHAM 3. Grégoire SAUCY LMGT3								
							2. Nicolas COSTA								
1	3	3:53.678	1:46.809	1:02.052	1:04.817	197.7	3:53.678	63 Lamborghini Iron Lynx <small>Lamborghini SC63 HYPERCAR H</small>							
2	3	2:56.478 B	34.970	58.472	1:23.036	174.8	6:50.156	1. Mirko BORTOLOTTI 3. Daniil KVIAT							
3	3	12:12.923	...	56.439	58.240	214.9	19:03.079	2. Edoardo MORTARA							
4	3	2:16.976	30.480	51.340	55.156	256.4	21:20.055	1	1	3:18.820	1:26.752	57.263	54.805	209.1	3:18.820
5	3	2:21.432 B	30.858	54.207	56.367	247.1	23:41.487	2	1	2:04.470	26.971	47.265	50.234	269.1	5:23.290
6	3	5:55.852	4:10.519	52.369	52.964	255.2	29:37.339	3	1	3:48.694 B	42.136	1:40.959	1:25.599	80.3	9:11.984
7	3	2:12.347	29.775	50.661	51.911	256.4	31:49.686	4	1	9:29.605	7:45.708	48.765	55.132	258.9	18:41.589
8	3	2:08.078	27.881	49.194	51.003	256.4	33:57.764	5	1	2:01.008	25.653	43.748	51.607	302.0	20:42.597
9	3	2:08.646	27.648	49.394	51.604	257.6	36:06.410	6	1	1:56.757	25.030	43.845	47.882	295.4	22:39.354
10	3	2:07.812	27.696	48.865	51.251	257.6	38:14.222	7	1	1:56.733	24.899	43.744	48.090	297.0	24:36.087
11	3	2:07.720	27.347	48.969	51.404	258.9	40:21.942	8	1	1:55.986	24.791	43.727	47.468	300.3	26:32.073
12	3	2:09.072	27.282	48.987	52.803	257.6	42:31.014	9	1	1:55.953	24.744	43.797	47.412	298.7	28:28.026
13	3	2:10.758 B	27.692	50.290	52.776	257.6	44:41.772	10	1	1:56.185	24.652	43.700	47.833	303.7	30:24.211
14	1	4:11.304	2:23.925	51.287	56.092	247.1	48:53.076	11	1	2:00.243 B	25.440	45.462	49.341	261.3	32:24.454
15	1	2:15.049	28.901	51.041	55.107	255.2	51:08.125	12	2	4:52.824	3:18.103	45.484	49.237	281.7	37:17.278
16	1	2:12.381	28.510	50.404	53.467	254.0	53:20.506	13	2	1:58.195	25.370	44.308	48.517	284.6	39:15.473
17	1	2:10.866	28.355	49.571	52.940	255.2	55:31.372	14	2	1:57.132	25.368	43.709	48.055	303.7	41:12.605
18	1	2:11.842	28.399	49.763	53.680	258.9	57:43.214	15	2	1:56.097	24.678	43.777	47.642	302.0	43:08.702
19	1	2:11.188	28.060	49.597	53.531	257.6	59:54.402	16	2	1:56.030	24.576	43.792	47.662	300.3	45:04.732
20	1	3:31.924	28.917	1:36.080	1:26.927	78.8	1:03:26.326	17	2	1:55.873	24.610	43.577	47.686	302.0	47:00.605
21	1	4:09.533 B	59.764	1:42.924	1:26.845	78.8	1:07:35.859	18	2	2:05.140 B	24.726	46.752	53.662	269.1	49:05.745
22	2	4:35.891	2:47.139	56.363	52.389	252.8	1:12:11.750	19	2	5:50.421	4:16.794	45.155	48.472	287.6	54:56.166
23	2	2:09.882	28.438	49.486	51.958	256.4	1:14:21.632	20	2	1:56.786	24.768	43.722	48.296	297.0	56:52.952
							21 2 1:56.603 24.656 43.464 48.483 305.4 58:49.555								



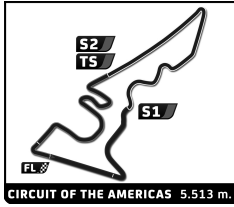
FIA WEC

Lone Star Le Mans

Free Practice 1

Sector Analysis

Lap under Red Flag												Invalidated Lap	Personal Best	Session Best	B Crossing the pit lane
Lap	D	Time	Sector 1	Sector 2	Sector 3	T. Spd	Elapsed	Lap	D	Time	Sector 1	Sector 2	Sector 3	T. Spd	Elapsed
22	2	2:14.347	25.021	45.128	1:04.198	298.7	1:01:03.902	3	3	11:59.380	...	49.670	55.031	254.0	18:26.890
23	2	4:06.373 B	59.265	1:41.838	1:25.270	79.9	1:05:10.275	4	3	2:09.957	27.824	48.483	53.650	256.4	20:36.847
24	2	6:58.057	5:14.518	52.149	51.390	256.4	1:12:08.332	5	3	2:08.702	27.946	48.970	51.786	261.3	22:45.549
25	2	2:02.441	26.220	46.285	49.936	283.1	1:14:10.773	6	3	2:07.643	27.536	48.538	51.569	260.1	24:53.192
26	2	1:56.882	25.330	44.028	47.524	302.0	1:16:07.655	7	3	2:10.924 B	27.349	48.982	54.593	260.1	27:04.116
27	2	1:55.890	24.630	43.666	47.594	295.4	1:18:03.545	8	3	4:58.461	3:11.833	51.954	54.674	238.4	32:02.577
28	2	1:56.359	25.147	43.919	47.293	303.7	1:19:59.904	9	3	2:08.119	27.565	48.687	51.867	260.1	34:10.696
29	2	1:55.073	24.416	43.339	47.318	305.4	1:21:54.977	10	3	2:08.335	27.623	48.635	52.077	261.3	36:19.031
30	2	1:57.986	25.166	45.096	47.724	303.7	1:23:52.963	11	3	2:08.040	27.330	48.933	51.777	254.0	38:27.071
31	2	1:58.497 B	24.387	43.348	50.762	305.4	1:25:51.460	12	3	2:10.767 B	27.475	49.033	54.259	258.9	40:37.838
32	3	4:15.592	2:37.926	46.225	51.441	257.6	1:30:07.052	13	1	4:52.980	3:06.664	52.299	54.017	260.1	45:30.818
33	3	1:57.196	25.233	44.104	47.862	303.7	1:32:04.248	14	1	2:12.657	28.084	50.610	53.963	258.9	47:43.475
34	3	1:59.688	24.630	46.072	48.986	305.4	1:34:03.936	15	1	2:11.188	28.173	50.126	52.889	260.1	49:54.663
35	3	1:54.817	24.538	43.058	47.221	302.0	1:35:58.753	16	1	2:11.427	29.041	49.637	52.749	257.6	52:06.090
77 Proton Competition Ford Mustang LMGT3															
1. Ryan HARDWICK 3. Benjamin BARKER LMGT3															
2. Zacharie ROBICHON															
1	3	2:51.776	1:03.106	54.316	54.354	235.3	2:51.776	17	1	2:10.833	27.988	49.679	53.166	260.1	54:16.923
2	3	2:09.406	28.681	49.282	51.443	258.9	5:01.182	18	1	2:10.775	28.041	49.694	53.040	260.1	56:27.698
3	3	3:32.636 B	27.815	1:38.475	1:26.346	78.8	8:33.818	19	1	2:13.876	27.991	49.512	56.373	261.3	58:41.574
4	3	10:28.358	8:47.037	49.077	52.244	257.6	19:02.176	20	1	2:32.087 B	28.847	49.523	1:13.717	258.9	1:01:13.661
5	3	2:06.923	27.684	48.277	50.962	257.6	21:09.099	21	2	7:46.478	4:37.959	1:41.441	1:27.078	80.2	1:09:00.139
6	3	2:14.024	28.100	49.483	56.441	231.3	23:23.123	22	2	2:59.274	59.528	1:05.620	54.126	252.8	1:11:59.413
7	3	2:06.723	27.303	48.494	50.926	256.4	25:29.846	23	2	2:12.464	28.748	50.488	53.228	231.3	1:14:11.877
8	3	2:09.349 B	27.495	48.447	53.407	258.9	27:39.195	24	2	2:09.051	27.867	48.783	52.401	260.1	1:16:20.928
9	3	7:00.121	5:19.797	48.760	51.564	258.9	34:39.316	25	2	2:09.521	27.492	48.949	52.080	260.1	1:18:30.449
10	3	2:07.678	27.503	48.739	51.436	255.2	36:46.994	26	2	2:09.357	27.976	49.071	52.310	260.1	1:20:39.806
11	3	2:10.139	29.128	49.242	51.769	260.1	38:57.133	27	2	2:09.131	27.460	48.805	52.866	258.9	1:22:48.937
12	3	2:09.984 B	27.455	48.891	53.638	257.6	41:07.117	28	2	2:08.037	27.128	49.064	51.845	255.2	1:24:56.974
13	1	4:41.982	2:54.392	53.434	54.156	256.4	45:49.099	29	2	2:12.381 B	27.198	49.206	55.977	260.1	1:27:09.355
14	1	2:11.076	28.533	50.317	52.226	255.2	48:00.175	30	2	8:47.738	7:06.782	49.115	51.841	258.9	1:35:57.093
15	1	2:09.890	27.868	49.858	52.164	257.6	50:10.065	81 TF Sport Corvette Z06 LMGT3.R							
16	1	2:09.848	27.931	50.059	51.858	256.4	52:19.913	1. Tom VAN ROMPUY 3. Charlie EASTWOOD LMGT3							
17	1	2:09.289	27.808	49.578	51.903	257.6	54:29.202	2. Rui ANDRADE							
18	1	2:10.185	27.960	49.816	52.409	258.9	56:39.387	1	3	3:44.099 B	1:41.205	57.622	1:05.272	181.8	3:44.099
19	1	2:10.031	27.839	49.816	52.376	261.3	58:49.418	2	3	15:00.891	...	54.350	54.603	240.5	18:44.990
20	1	2:34.239 B	27.693	49.439	1:17.107	257.6	1:01:23.657	3	3	2:13.328	29.222	50.831	53.275	246.0	20:58.318
21	2	10:41.168	8:47.405	1:00.555	53.208	255.2	1:12:04.825	4	3	2:09.681	28.034	48.980	52.667	255.2	23:07.999
22	2	2:10.828	28.755	49.953	52.120	256.4	1:14:15.653	5	3	2:07.794	27.708	48.809	51.277	251.7	25:15.793
23	2	2:08.823	27.900	49.076	51.847	257.6	1:16:24.476	6	3	2:07.181	27.758	48.745	50.678	251.7	27:22.974
24	2	2:09.840	28.705	49.116	52.019	257.6	1:18:34.316	7	3	2:13.938	28.713	51.749	53.476	229.4	29:36.912
25	2	2:09.619	27.891	49.897	51.831	257.6	1:20:43.935	8	3	2:11.456 B	27.728	48.711	55.017	252.8	31:48.368
26	2	2:09.806	27.714	50.064	52.028	234.3	1:22:53.741	9	3	7:17.102	5:29.564	53.025	54.513	230.3	39:05.470
27	2	2:10.151	27.896	49.111	53.144	243.8	1:25:03.892	10	3	2:06.827	27.702	48.495	50.630	251.7	41:12.297
28	2	2:07.857	27.443	48.979	51.435	261.3	1:27:11.749	11	3	2:12.461 B	28.201	50.349	53.911	244.9	43:24.758
29	2	2:08.705	28.120	49.011	51.574	258.9	1:29:20.454	12	1	4:27.740	2:40.581	53.661	53.498	249.4	47:52.498
30	2	2:08.333	27.487	49.101	51.745	255.2	1:31:28.787	13	1	2:11.740	28.447	50.640	52.653	250.5	50:04.238
31	2	2:09.795 B	27.888	48.826	53.081	256.4	1:33:38.582	14	1	2:11.315	28.470	50.290	52.555	250.5	52:15.553
78 Akkodis ASP Team Lexus RC F LMGT3															
1. Arnold ROBIN 3. Kelvin VAN DER LINDE LMGT3															
2. Clemens SCHMID															
1	3	3:52.701	2:02.452	53.087	57.162	227.4	3:52.701	15	1	2:10.430	28.346	49.799	52.285	250.5	54:25.983
2	3	2:34.809 B	28.795	49.906	1:16.108	256.4	6:27.510	16	1	2:09.547	28.048	49.519	51.980	252.8	56:35.530
								17	1	2:10.417	27.939	50.046	52.432	256.4	58:45.947
								18	1	2:35.194	28.323	50.308	1:16.563	252.8	1:01:21.141
								19	1	4:09.531	59.507	1:42.213	1:27.811	79.6	1:05:30.672
								20	1	4:08.404 B	59.584	1:42.143	1:26.677	79.8	1:09:39.076
								21	2	5:12.584	3:25.156	52.639	54.789	249.4	1:14:51.660
								22	2	2:14.849	29.432	50.772	54.645	250.5	1:17:06.509



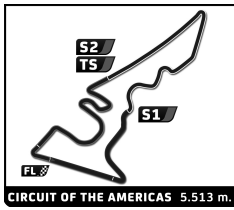
FIA WEC

Lone Star Le Mans

Free Practice 1

Sector Analysis

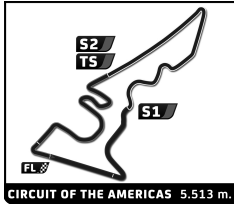
Lap under Red Flag													Invalidated Lap	Personal Best	Session Best	B Crossing the pit lane						
Lap	D	Time	Sector 1	Sector 2	Sector 3	T. Spd	Elapsed	Lap	D	Time	Sector 1	Sector 2	Sector 3	T. Spd	Elapsed							
23	2	2:11.841	28.613	50.656	52.572	255.2	1:19:18.350	10	1	1:56.538	24.246	43.158	49.134	305.4	30:29.985							
24	2	2:09.949	28.240	49.548	52.161	252.8	1:21:28.299	11	1	1:56.027	23.983	43.290	48.754	305.4	32:26.012							
25	2	2:09.454	28.015	49.560	51.879	252.8	1:23:37.753	12	1	1:56.364	24.014	44.120	48.230	298.7	34:22.376							
26	2	2:08.824	27.732	49.373	51.719	254.0	1:25:46.577	13	1	1:54.363	24.031	43.280	47.052	312.4	36:16.739							
27	2	2:07.956	27.773	48.946	51.237	254.0	1:27:54.533	14	1	1:57.870	25.715	43.269	48.886	298.7	38:14.609							
28	2	2:08.194	27.691	48.923	51.580	252.8	1:30:02.727	15	1	1:56.973 B	24.182	43.145	49.646	307.1	40:11.582							
29	2	2:08.321	27.588	49.166	51.567	254.0	1:32:11.048	16	3	3:20.389	1:48.065	44.813	47.511	303.7	43:31.971							
30	2	2:09.333	27.874	49.722	51.737	254.0	1:34:20.381	17	3	1:56.953	24.945	44.109	47.899	303.7	45:28.924							
31	2	2:08.266	27.542	49.040	51.684	252.8	1:36:28.647	18	3	1:54.844	24.494	43.408	46.942	310.6	47:23.768							
82 TF Sport Corvette Z06 LMGT3.R																						
1.Hiroshi KOIZUMI 3.Daniel JUNCADELLA LMGT3																						
2.Sébastien BAUD																						
1	3	2:56.869 B	1:02.518	56.841	57.510	212.3	2:56.869	19	3	1:54.695	24.568	43.155	46.972	308.9	49:18.463							
2	3	15:56.376	...	52.765	53.133	248.2	18:53.245	20	3	1:56.202	24.117	43.933	48.152	307.1	51:14.665							
3	3	2:14.109	28.743	49.059	56.307	252.8	21:07.354	21	3	1:56.298	24.911	43.815	47.572	303.7	53:10.963							
4	3	2:08.557	27.982	48.933	51.642	251.7	23:15.911	22	3	1:56.981	24.418	43.767	48.796	297.0	55:07.944							
5	3	2:08.532	27.927	48.508	52.097	252.8	25:24.443	23	3	1:54.282	24.211	43.223	46.848	300.3	57:02.226							
6	3	2:09.569	27.624	48.600	53.345	251.7	27:34.012	24	3	1:55.176	24.162	43.459	47.555	300.3	58:57.402							
7	3	2:09.468	27.671	48.433	53.364	252.8	29:43.480	25	3	2:20.317	24.778	43.453	1:12.086	297.0	1:01:17.719							
8	3	2:07.028	27.665	48.700	50.663	254.0	31:50.508	26	3	4:07.954	58.829	1:41.365	1:27.760	80.4	1:05:25.673							
9	3	2:22.477 B	30.210	52.854	59.413	229.4	34:12.985	27	3	4:05.119 B	58.751	1:40.777	1:25.591	80.3	1:09:30.792							
10	3	5:07.489	3:22.779	50.263	54.447	251.7	39:20.474	28	2	4:31.937	2:51.601	48.758	51.478	300.3	1:14:02.629							
11	3	2:06.896	27.458	48.659	50.779	252.8	41:27.370	29	2	1:58.367	25.914	44.167	48.286	303.7	1:16:00.996							
12	3	2:06.860	27.458	48.496	50.906	254.0	43:34.230	30	2	1:58.794	25.751	44.978	48.065	297.0	1:17:59.790							
13	3	2:10.445 B	27.899	50.453	52.093	252.8	45:44.675	31	2	1:56.080	24.876	44.051	47.153	295.4	1:19:55.870							
14	1	5:27.643	3:36.987	55.439	55.217	250.5	51:12.318	32	2	1:55.947	24.523	44.119	47.305	289.1	1:21:51.817							
15	1	2:16.258	29.725	52.464	54.069	249.4	53:28.576	33	2	1:56.991	24.876	44.305	47.810	286.1	1:23:48.808							
16	1	2:17.454	29.026	52.376	56.052	232.3	55:46.030	34	2	1:56.125	24.493	43.788	47.844	292.3	1:25:44.933							
17	1	2:11.942	28.184	50.646	53.112	255.2	57:57.972	35	2	1:55.020	24.557	43.309	47.154	286.1	1:27:39.953							
18	1	2:15.142	28.664	50.972	55.506	255.2	1:00:13.114	36	2	1:55.943	24.611	43.836	47.496	284.6	1:29:35.896							
19	1	3:54.858	45.359	1:41.942	1:27.557	79.7	1:04:07.972	37	2	1:55.022	24.258	43.756	47.008	280.2	1:31:30.918							
20	1	4:10.755 B	59.593	1:42.077	1:29.085	79.8	1:08:18.727	38	2	1:56.104	24.702	43.397	48.005	292.3	1:33:27.022							
21	2	6:13.677	4:28.387	52.739	52.551	250.5	1:14:32.404	39	2	1:56.495	25.492	44.242	46.761	290.7	1:35:23.517							
22	2	2:10.754	28.511	50.459	51.784	251.7	1:16:43.158	85 Iron Dames Lamborghini Huracan LMGT3 Evo2														
23	2	2:09.351	28.001	49.454	51.896	252.8	1:18:52.509	1.Sarah BOVY 3.Michelle GATTING LMGT3														
24	2	2:08.985	27.592	49.489	51.904	250.5	1:21:01.494	2.Rahel FREY														
25	2	2:10.880	28.037	49.762	53.081	256.4	1:23:12.374	1	3	3:24.170	1:21.966	1:00.605	1:01.599	180.0	3:24.170							
26	2	2:07.761	27.426	48.969	51.366	252.8	1:25:20.135	2	3	2:41.942 B	33.545	57.195	1:11.202	199.1	6:06.112							
27	2	2:10.037 B	27.517	49.322	53.198	255.2	1:27:30.172	3	3	13:16.884	...	53.193	54.057	238.4	19:22.996							
28	1	6:54.737	5:08.285	52.765	53.687	252.8	1:34:24.909	4	3	2:09.823	28.053	49.473	52.297	252.8	21:32.819							
29	1	2:11.590	28.361	50.790	52.439	251.7	1:36:36.499	5	3	2:22.011 B	30.277	55.184	56.550	205.9	23:54.830							
83 AF Corse Ferrari 499P																						
1.Robert KUBICA 3.Yifei YE HYPERCAR H																						
2.Robert SHWARTZMAN																						
1	1	3:01.396	1:01.192	1:00.527	59.677	132.6	3:01.396	6	3	7:30.614	5:48.272	50.564	51.778	252.8	31:25.444							
2	1	2:43.688	37.239	1:04.015	1:02.434	206.7	5:45.084	7	3	2:08.491	28.081	49.227	51.183	252.8	33:33.935							
3	1	4:09.937 B	1:02.197	1:43.015	1:24.725	79.5	9:55.021	8	3	2:11.719	27.892	48.926	54.901	255.2	35:45.654							
4	1	8:47.840	7:04.261	49.541	54.038	263.9	18:42.861	9	3	2:13.817	29.772	51.892	52.153	254.0	37:59.471							
5	1	2:01.459	26.484	45.396	49.579	295.4	20:44.320	10	3	2:08.287	27.974	49.191	51.122	254.0	40:07.758							
6	1	1:55.786	24.839	43.609	47.338	300.3	22:40.106	11	3	2:19.673 B	32.142	52.767	54.764	243.8	42:27.431							
7	1	2:05.084	24.671	43.391	57.022	308.9	24:45.190	12	2	4:14.770	2:29.183	52.760	52.827	251.7	46:42.201							
8	1	1:54.034	24.532	42.961	46.541	300.3	26:39.224	13	2	2:09.667	27.920	49.276	52.471	256.4	48:51.868							
9	1	1:54.223	24.166	43.130	46.927	300.3	28:33.447	14	2	2:09.387	28.040	49.283	52.064	252.8	51:01.255							
15																2	2:11.321	27.833	49.860	53.628	252.8	53:12.576
16																2	2:12.189 B	28.043	49.781	54.365	254.0	55:24.765
17																2	10:55.707	7:45.769	1:42.348	1:27.590	79.1	1:06:20.472
18																2	4:10.836	59.535	1:43.822	1:27.479	79.9	1:10:31.308
19																2	2:17.772	32.427	50.801	54.544	252.8	1:12:49.080
20																2	2:12.369 B	28.451	49.498	54.420	254.0	1:15:01.449



FIA WEC Lone Star Le Mans Free Practice 1

Sector Analysis

Lap under Red Flag								Invalidated Lap		Personal Best		Session Best		B Crossing the pit lane	
Lap	D	Time	Sector 1	Sector 2	Sector 3	T. Spd	Elapsed	Lap	D	Time	Sector 1	Sector 2	Sector 3	T. Spd	Elapsed
87 Akkodis ASP Team 1. Takeshi KIMURA 2. Esteban MASSON								Lexus RC F LMGT3 LMGT3 3. Jose Maria LOPEZ							
21	1	3:32.121	1:45.327	53.214	53.580	251.7	1:18:33.570	9	2	4:11.109	59.361	1:43.806	1:27.942	78.2	1:08:19.856
22	1	2:12.953	28.074	51.680	53.199	254.0	1:20:46.523	10	2	3:18.548	59.159	1:25.521	53.868	233.3	1:11:38.404
23	1	2:10.046	27.772	49.807	52.467	254.0	1:22:56.569	11	2	2:10.943	28.570	49.901	52.472	251.7	1:13:49.347
24	1	2:09.289	27.555	49.972	51.762	252.8	1:25:05.858	12	2	2:08.318	27.851	48.913	51.554	254.0	1:15:57.665
25	1	2:11.526	29.861	49.810	51.855	256.4	1:27:17.384	13	2	2:12.466 B	27.695	49.719	55.052	255.2	1:18:10.131
26	1	2:11.125	28.461	49.713	52.951	255.2	1:29:28.509	14	1	3:52.056	2:05.589	52.667	53.800	256.4	1:22:02.187
27	1	2:09.367	27.553	50.319	51.495	254.0	1:31:37.876	15	1	2:11.749	28.655	50.134	52.960	254.0	1:24:13.936
28	1	2:08.452	27.590	49.339	51.523	254.0	1:33:46.328	16	1	2:11.177	28.690	49.791	52.696	256.4	1:26:25.113
29	1	2:09.278	27.895	50.044	51.339	255.2	1:35:55.606	17	1	2:10.387	28.814	49.374	52.199	256.4	1:28:35.500
1	3	3:51.686	1:55.731	58.818	57.137	235.3	3:51.686	18	1	2:09.344	28.011	49.425	51.908	255.2	1:30:44.844
2	3	2:32.567 B	28.872	49.397	1:14.298	254.0	6:24.253	19	1	2:09.000	27.736	49.736	51.528	254.0	1:32:53.844
3	3	12:09.786	...	52.502	53.825	256.4	18:34.039	20	1	2:09.211	27.651	49.670	51.890	258.9	1:35:03.055
4	3	2:09.477	28.083	48.761	52.633	257.6	20:43.516	1	3	3:20.717	1:23.240	59.462	58.015	200.6	3:20.717
5	3	2:09.203	27.635	49.347	52.221	257.6	22:52.719	2	3	2:10.239	28.713	49.713	51.813	252.8	5:30.956
6	3	2:08.079	27.692	48.596	51.791	256.4	25:00.798	3	3	4:05.272 B	58.993	1:40.522	1:25.757	80.5	9:36.228
7	3	2:10.225 B	27.501	48.832	53.892	255.2	27:11.023	4	3	9:33.413	7:49.468	51.346	52.599	250.5	19:09.641
8	3	8:01.663	6:11.207	55.948	54.508	209.1	35:12.686	5	3	2:09.566	28.113	49.785	51.668	254.0	21:19.207
9	3	2:13.449	27.576	48.780	57.093	256.4	37:26.135	6	3	2:08.634	28.087	49.224	51.323	252.8	23:27.841
10	3	2:08.300	27.463	48.856	51.981	258.9	39:34.435	7	3	2:09.627	27.875	49.482	52.270	255.2	25:37.468
11	3	2:18.514 B	27.533	50.381	1:00.600	255.2	41:52.949	8	3	2:08.220	27.756	49.142	51.322	255.2	27:45.688
12	2	4:05.470	2:22.050	50.378	53.042	255.2	45:58.419	9	3	2:12.523 B	27.988	50.093	54.442	254.0	29:58.211
13	2	2:09.001	27.640	49.088	52.273	255.2	48:07.420	10	1	4:27.171	2:37.377	54.078	55.716	236.3	34:25.382
14	2	2:09.332	27.891	49.107	52.334	255.2	50:16.752	11	1	2:12.531	28.682	50.574	53.275	251.7	36:37.913
15	2	2:09.759	27.708	49.214	52.837	255.2	52:26.511	12	1	2:11.950	28.536	50.079	53.335	254.0	38:49.863
16	2	2:13.015 B	27.659	49.596	55.760	255.2	54:39.526	13	1	2:09.783	28.179	49.440	52.164	254.0	40:59.646
17	2	7:10.946	4:58.203	49.741	1:23.002	255.2	1:01:50.472	14	1	2:09.831	27.919	49.342	52.570	252.8	43:09.477
18	2	4:05.794 B	59.338	1:41.393	1:25.063	80.1	1:05:56.266	15	1	2:09.902	28.129	49.653	52.120	252.8	45:19.379
19	1	5:13.659	2:19.498	1:42.182	1:11.979	79.9	1:11:09.925	16	1	2:09.727	28.351	49.541	51.835	252.8	47:29.106
20	1	2:23.407	31.438	53.857	58.112	240.5	1:13:33.332	17	1	2:14.540 B	28.200	49.730	56.610	254.0	49:43.646
21	1	2:21.470	30.177	53.031	58.262	254.0	1:15:54.802	18	2	4:01.889	2:19.206	50.573	52.110	251.7	53:45.535
22	1	2:18.398	29.742	53.407	55.249	257.6	1:18:13.200	19	2	2:08.214	27.968	49.041	51.205	255.2	55:53.749
23	1	2:17.780	30.445	52.211	55.124	255.2	1:20:30.980	20	2	2:09.746	27.776	49.072	52.898	257.6	58:03.495
24	1	2:18.757	31.023	51.879	55.855	256.4	1:22:49.737	21	2	2:10.005	27.678	49.172	53.155	257.6	1:00:13.500
25	1	2:15.793	28.693	51.441	55.659	255.2	1:25:05.530	22	2	3:50.304	43.735	1:40.698	1:25.871	80.4	1:04:03.804
26	1	2:16.630	30.771	51.119	54.740	258.9	1:27:22.160	23	2	4:07.564	58.966	1:41.806	1:26.792	78.4	1:08:11.368
27	1	2:13.906	28.742	51.103	54.061	257.6	1:29:36.066	24	2	3:23.308	59.182	1:30.639	53.487	211.5	1:11:34.676
28	1	2:12.935	28.518	50.370	54.047	255.2	1:31:49.001	25	2	2:08.452	28.104	48.944	51.404	252.8	1:13:43.128
29	1	2:17.876	29.261	51.097	57.518	256.4	1:34:06.877	26	2	2:09.269	27.842	48.726	52.701	256.4	1:15:52.397
30	1	2:16.003	28.349	50.604	57.050	257.6	1:36:22.880	27	2	2:08.852 B	27.634	48.718	52.500	255.2	1:18:01.249
1	3	2:44.890	57.707	52.294	54.889	243.8	2:44.890	28	1	3:46.963	1:59.000	54.376	53.587	252.8	1:21:48.212
2	3	2:09.548	29.063	49.036	51.449	256.4	4:54.438	29	1	2:10.788	28.125	49.961	52.702	251.7	1:23:59.000
3	3	3:26.297 B	27.724	1:33.080	1:25.493	79.1	8:20.735	30	1	2:09.351	27.999	49.535	51.817	254.0	1:26:08.351
4	3	44:21.067	...	49.245	51.835	255.2	52:41.802	31	1	2:09.821	28.025	49.364	52.432	254.0	1:28:18.172
5	3	2:06.475	27.348	48.423	50.704	255.2	54:48.277	32	1	2:11.777	28.271	50.186	53.320	246.0	1:30:29.949
6	3	2:06.490	27.372	48.230	50.888	257.6	56:54.767	33	1	2:15.190 B	27.693	52.752	54.745	254.0	1:32:45.139
7	3	2:09.446 B	27.565	48.553	53.328	258.9	59:04.213	34	2	3:09.248	1:27.888	49.128	52.232	256.4	1:35:54.387
8	2	5:04.534	1:54.917	1:42.399	1:27.218	79.2	1:04:08.747	1	2	3:01.232	1:14.105	52.784	54.343	230.3	3:01.232
91 Manthey EMA 1. Yasser SHAHIN 2. Morris SCHURING								Porsche 911 GT3 R LMGT3 LMGT3 3. Richard LIETZ							
1	3	3:20.717	1:23.240	59.462	58.015	200.6	3:20.717	1	2	3:01.232	1:14.105	52.784	54.343	230.3	3:01.232
2	3	2:10.239	28.713	49.713	51.813	252.8	5:30.956	2	2	2:09.821	28.025	49.364	52.432	254.0	1:28:18.172
3	3	4:05.272 B	58.993	1:40.522	1:25.757	80.5	9:36.228	3	2	2:11.777	28.271	50.186	53.320	246.0	1:30:29.949
4	3	9:33.413	7:49.468	51.346	52.599	250.5	19:09.641	3	1	2:15.190 B	27.693	52.752	54.745	254.0	1:32:45.139
5	3	2:09.566	28.113	49.785	51.668	254.0	21:19.207	3	2	3:09.248	1:27.888	49.128	52.232	256.4	1:35:54.387
6	3	2:08.634	28.087	49.224	51.323	252.8	23:27.841	1	2	2:09.821	28.025	49.364	52.432	254.0	1:28:18.172
7	3	2:09.627	27.875	49.482	52.270	255.2	25:37.468	2	2	2:11.777	28.271	50.186	53.320	246.0	1:30:29.949
8	3	2:08.220	27.756	49.142	51.322	255.2	27:45.688	3	1	2:15.190 B	27.693	52.752	54.745	254.0	1:32:45.139
9	3	2:12.523 B	27.988	50.093	54.442	254.0	29:58.211	3	2	3:09.248	1:27.888	49.128	52.232	256.4	1:35:54.387
10	1	4:27.171	2:37.377	54.078	55.716	236.3	34:25.382	1	2	2:09.821	28.025	49.364	52.432	254.0	1:28:18.172
11	1	2:12.531	28.682	50.574	53.275	251.7	36:37.913	2	2	2:11.777	28.271	50.186	53.320	246.0	1:30:29.949
12	1	2:11.950	28.536	50.079	53.335	254.0	38:49.863	3	1	2:15.190 B	27.693	52.752	54.745	254.0	1:32:45.139
13	1	2:09.783	28.179	49.440	52.164	254.0	40:59.646	3	2	3:09.248	1:27.888	49.128	52.232	256.4	1:35:54.387
14	1	2:09.831	27.919	49.342	52.570	252.8	43:09.477	1	2	2:09.821	28.025	49.364	52.432	254.0	1:28:18.172
15	1	2:09.902	28.129	49.653	52.120	252.8	45:19.379	2	2	2:11.777	28.271	50.186	53.320	246.0	1:30:29.949
16	1	2:09.727	28.351	49.541	51.835	252.8	47:29.106	3	1	2:15.190 B	27.693	52.752	54.745	254.0	1:32:45.139
17	1	2:14.540 B	28.200	49.730	56.610	254.0	49:43.646	3	2	3:09.248	1:27.888	49.128	52.232	256.4	1:35:54.387
18	2	4:01.889	2:19.206	50.573	52.110	251.7	53:45.535	1	2	2:09.821	28.025	49.364	52.432	254.0	1:28:18.172
19	2	2:08.214	27.968	49.041	51.205	255.2	55:53.749	2	2	2:11.777	28.271	50.186	53.320	246.0	1:30:29.949
20	2	2:09.746	27.776	49.072	52.898	257.6									



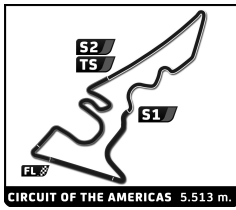
FIA WEC

Lone Star Le Mans

Free Practice 1

Sector Analysis

Lap under Red Flag											Invalidated Lap	Personal Best	Session Best	B Crossing the pit lane		
Lap	D	Time	Sector 1	Sector 2	Sector 3	T. Spd	Elapsed	Lap	D	Time	Sector 1	Sector 2	Sector 3	T. Spd	Elapsed	
2	2	2:11.623	29.113	50.527	51.983	252.8	5:12.855	18	1	2:01.172	25.003	43.869	52.300	297.0	1:00:40.603	
3	2	3:40.912 B	35.828	1:40.619	1:24.465	80.7	8:53.767	19	1	4:05.514	58.733	1:40.683	1:26.098	80.3	1:04:46.117	
4	2	10:05.488	8:19.630	51.436	54.422	251.7	18:59.255	20	1	4:04.253 B	59.280	1:40.677	1:24.296	80.4	1:08:50.370	
5	2	2:09.271	27.978	49.520	51.773	251.7	21:08.526	21	1	7:42.455	6:06.327	46.700	49.428	274.5	1:16:32.825	
6	2	2:09.772	28.186	49.452	52.134	254.0	23:18.298	22	1	1:59.228	25.382	44.703	49.143	312.4	1:18:32.053	
7	2	2:08.945	28.125	49.344	51.476	252.8	25:27.243	23	1	1:58.828	26.043	43.663	49.122	305.4	1:20:30.881	
8	2	2:09.356	28.191	49.595	51.570	251.7	27:36.599	24	1	1:56.005	24.605	43.428	47.972	298.7	1:22:26.886	
9	2	2:08.941 B	27.830	49.134	51.980	252.8	29:45.540	25	1	1:56.742	25.396	43.504	47.842	289.1	1:24:23.628	
10	1	5:36.042	3:50.269	52.068	53.705	251.7	35:21.582	26	1	1:56.401 B	24.384	43.289	48.728	298.7	1:26:20.029	
11	1	2:13.166	29.760	50.483	52.923	252.8	37:34.748	27	1	3:24.472	1:51.870	43.923	48.679	300.3	1:29:44.501	
12	1	2:12.399 B	28.801	50.300	53.298	256.4	39:47.147	28	1	1:55.535	24.322	43.770	47.443	293.8	1:31:40.036	
13	1	2:09.077	1:56.756	50.060	52.261	254.0	43:26.224	29	1	1:56.215	24.634	43.498	48.083	305.4	1:33:36.251	
14	1	2:11.244	28.751	50.043	52.450	254.0	45:37.468	30	1	1:57.214	24.454	44.556	48.204	295.4	1:35:33.465	
15	1	2:11.897	28.875	50.410	52.612	252.8	47:49.365	94 Peugeot TotalEnergies							Peugeot 9XB	
16	1	2:10.865	28.478	50.071	52.316	250.5	50:00.230	1. Paul DI RESTA							3. Stoffel VANDORNE	HYPERCAR H
17	1	2:10.218	28.468	49.818	51.932	250.5	52:10.448	2. Loic DUVAL								
18	1	2:11.504	29.045	50.055	52.404	251.7	54:21.952	1	1	2:38.076 B	48.391	51.997	57.688	219.2	2:38.076	
19	1	2:10.177	28.308	49.691	52.178	251.7	56:32.129	2	1	15:45.203	...	46.456	50.858	237.4	18:23.279	
20	1	2:10.368	28.183	49.461	52.724	257.6	58:42.497	3	1	2:06.073	27.434	45.567	53.072	221.9	20:29.352	
21	1	2:34.693	28.362	49.711	1:16.620	255.2	1:01:17.190	4	1	1:56.834	25.148	43.846	47.840	302.0	22:26.186	
22	1	4:08.744 B	58.856	1:41.411	1:28.477	80.4	1:05:25.934	5	1	2:03.694	25.409	45.740	52.545	205.1	24:29.880	
23	3	5:27.988	2:32.975	1:40.829	1:14.184	80.3	1:10:53.922	6	1	1:58.661	24.804	43.344	50.513	298.7	26:28.541	
24	3	2:12.981	29.850	50.702	52.429	252.8	1:13:06.903	7	1	1:55.599	24.553	43.399	47.647	302.0	28:24.140	
25	3	2:10.400	28.424	49.892	52.084	254.0	1:15:17.303	8	1	1:58.127 B	24.523	43.863	49.741	302.0	30:22.267	
26	3	2:08.107	27.882	49.081	51.144	254.0	1:17:25.410	9	2	7:34.175	5:53.798	48.597	51.780	263.9	37:56.442	
27	3	2:09.381	28.135	49.717	51.529	255.2	1:19:34.791	10	2	1:58.181	24.898	45.255	48.028	305.4	39:54.623	
28	3	2:08.946	27.747	49.766	51.433	255.2	1:21:43.737	11	2	1:56.932	24.580	44.317	48.035	298.7	41:51.555	
29	3	2:08.421	27.964	48.991	51.466	254.0	1:23:52.158	12	2	1:59.384	24.644	45.520	49.220	302.0	43:50.939	
30	3	2:07.084	27.649	48.736	50.699	256.4	1:25:59.242	13	2	1:57.777	24.620	44.392	48.765	302.0	45:48.716	
31	3	2:10.267 B	27.568	48.976	53.723	256.4	1:28:09.509	14	2	1:56.685	24.600	43.927	48.158	302.0	47:45.401	
32	1	3:15.964	1:32.767	49.794	53.403	254.0	1:31:25.473	15	2	1:58.202	25.387	44.527	48.288	300.3	49:43.603	
33	1	2:09.344	27.948	49.321	52.075	255.2	1:33:34.817	16	2	1:56.777	24.528	44.023	48.226	295.4	51:40.380	
34	1	2:09.592	28.292	49.282	52.018	254.0	1:35:44.409	17	2	2:01.451	25.492	44.734	51.225	303.7	53:41.831	
93 Peugeot TotalEnergies																
1. Mikkel JENSEN																
2. Nico MÜLLER																
3. Jean-Eric VERGNE																
Peugeot 9XB																
HYPERCAR H																
1	3	2:36.801 B	46.368	53.279	57.154	215.7	2:36.801	18	2	1:58.926	24.350	43.627	50.949	293.8	55:40.757	
2	3	15:39.041	...	46.984	52.020	260.1	18:15.842	19	2	1:59.481 B	24.484	43.645	51.352	298.7	57:40.238	
3	3	1:58.903	25.869	44.731	48.303	297.0	20:14.745	20	3	4:35.510	2:09.515	1:00.147	1:25.848	80.5	1:02:15.748	
4	3	1:55.745	24.876	43.349	47.520	305.4	22:10.490	21	3	4:05.761	58.677	1:40.505	1:26.579	80.3	1:06:21.509	
5	3	1:56.159	24.673	43.571	47.915	302.0	24:06.649	22	3	4:11.435	1:00.001	1:43.442	1:27.992	80.4	1:10:32.944	
6	3	1:59.127	24.888	44.348	49.891	307.1	26:05.776	23	3	2:09.616	30.323	48.033	51.260	255.2	1:12:42.560	
7	3	1:56.060	24.836	43.278	47.946	303.7	28:01.836	24	3	1:59.441	26.218	44.710	48.513	283.1	1:14:42.001	
8	3	2:03.563 B	24.867	43.942	54.754	297.0	30:05.399	25	3	1:57.507	25.405	43.801	48.301	298.7	1:16:39.508	
9	3	11:42.306	...	47.411	50.918	209.9	41:47.705	26	3	1:57.386	25.037	43.644	48.705	302.0	1:18:36.894	
10	3	2:00.510	26.216	45.473	48.821	300.3	43:48.215	27	3	1:59.079	25.594	45.176	48.309	305.4	1:20:35.973	
11	3	1:57.033	25.241	43.343	48.449	300.3	45:45.248	28	3	1:57.680	25.283	44.901	47.496	303.7	1:22:33.653	
12	3	1:57.447	24.674	44.760	48.013	302.0	47:42.695	29	3	1:55.983	24.666	43.617	47.700	298.7	1:24:29.636	
13	3	1:57.479	25.366	43.574	48.539	297.0	49:40.174	30	3	1:55.504	24.442	43.529	47.533	302.0	1:26:25.140	
14	3	1:56.076	24.422	43.625	48.029	302.0	51:36.250	31	3	1:56.004	24.375	43.569	48.060	302.0	1:28:21.144	
15	3	1:59.294 B	25.515	43.967	49.812	302.0	53:35.544	32	3	1:56.226	24.949	43.809	47.468	303.7	1:30:17.370	
16	1	3:00.119	1:23.836	46.510	49.773	223.7	56:35.663	33	3	1:56.889 B	24.453	43.496	48.940	303.7	1:32:14.259	
17	1	2:03.768	25.005	45.664	53.099	303.7	58:39.431	95 United Autosports							McLaren 720S LMGT3 Evo	
1. Joshua CAYGILL																
2. Nicolas PINO																
3. Marino SATO																
LMGT3																
1	3	3:11.571 B	1:09.179	58.375	1:04.017	204.4	3:11.571									



FIA WEC Lone Star Le Mans Free Practice 1

Sector Analysis

												Lap under Red Flag		Invalidated Lap		Personal Best		Session Best		B Crossing the pit lane	
Lap	D	Time	Sector 1	Sector 2	Sector 3	T. Spd	Elapsed	Lap	D	Time	Sector 1	Sector 2	Sector 3	T. Spd	Elapsed						
2	3	4:49.456 B	1:57.382	1:25.945	1:26.129	78.4	8:01.027	17	3	3:30.612	1:55.456	45.581	49.575	290.7	1:22:53.867						
3	3	10:22.784	8:35.191	53.796	53.797	213.2	18:23.811	18	3	1:59.273	26.293	45.091	47.889	300.3	1:24:53.140						
4	3	2:10.733	28.981	49.529	52.223	254.0	20:34.544	19	3	1:58.531	25.109	45.097	48.325	302.0	1:26:51.671						
5	3	2:08.825	28.132	49.409	51.284	256.4	22:43.369	20	3	1:56.409	24.749	44.202	47.458	300.3	1:28:48.080						
6	3	2:07.553	27.813	48.712	51.028	255.2	24:50.922	21	3	1:56.147	24.545	43.775	47.827	297.0	1:30:44.227						
7	3	2:07.641	27.641	48.889	51.111	255.2	26:58.563	22	3	1:57.217	24.571	43.783	48.863	298.7	1:32:41.444						
8	3	2:08.767	27.953	48.697	52.117	256.4	29:07.330	23	3	1:55.772	24.558	43.874	47.340	302.0	1:34:37.216						
9	3	2:07.157	27.290	48.763	51.104	252.8	31:14.487	777 D'Station Racing 1.Clément MATEU 2.Erwan BASTARD 3.Marco SØRENSEN Aston Martin Vantage AMR LMGT3 LMGT3													
10	3	2:09.826 B	27.675	48.891	53.260	254.0	33:24.313	1	2	3:34.009 B	1:33.471	57.780	1:02.758	223.7	3:34.009						
11	1	4:26.325	2:35.615	55.658	55.052	252.8	37:50.638	2	2	16:09.612	...	52.310	52.437	250.5	19:43.621						
12	1	2:14.244	28.817	51.406	54.021	257.6	40:04.882	3	2	2:09.724	28.600	49.845	51.279	252.8	21:53.345						
13	1	2:21.393	33.174	53.379	54.840	256.4	42:26.275	4	2	2:08.788	28.094	49.493	51.201	252.8	24:02.133						
14	1	2:13.583	28.637	51.169	53.777	256.4	44:39.858	5	2	2:08.457	27.734	49.585	51.138	255.2	26:10.590						
15	1	2:11.968	28.253	50.487	53.228	256.4	46:51.826	6	2	2:08.819	27.881	48.976	51.962	255.2	28:19.409						
16	1	2:10.929	28.036	50.244	52.649	256.4	49:02.755	7	2	2:09.987	28.158	49.736	52.093	255.2	30:29.396						
17	1	2:10.901	28.106	50.142	52.653	255.2	51:13.656	8	2	2:09.586	28.007	49.133	52.446	255.2	32:38.982						
18	1	2:29.010	28.874	52.623	1:07.513	250.5	53:42.666	9	2	2:08.465	27.603	49.371	51.491	255.2	34:47.447						
19	1	2:09.876	27.759	49.801	52.316	256.4	55:52.542	10	2	2:10.352 B	27.589	49.277	53.486	254.0	36:57.799						
20	1	2:14.499	27.900	49.956	56.643	258.9	58:07.041	11	1	4:46.539	2:57.554	53.560	55.425	255.2	41:44.338						
21	1	2:11.864	27.950	50.060	53.854	258.9	1:00:18.905	12	1	2:15.498	29.383	51.849	54.266	252.8	43:59.836						
22	1	3:56.742 B	44.176	1:43.083	1:29.483	78.8	1:04:15.647	13	1	2:13.634	28.725	51.270	53.639	254.0	46:13.470						
23	2	6:30.035	3:28.238	1:42.549	1:19.248	78.6	1:10:45.682	14	1	2:13.948	28.449	51.076	54.423	252.8	48:27.418						
24	2	2:12.808	29.621	50.345	52.842	252.8	1:12:58.490	15	1	2:14.713	29.348	51.400	53.965	254.0	50:42.131						
25	2	2:08.912	28.265	49.283	51.364	255.2	1:15:07.402	16	1	2:15.008	29.079	52.450	53.479	250.5	52:57.139						
26	2	2:09.011	27.946	48.910	52.155	257.6	1:17:16.413	17	1	2:12.890	28.479	50.714	53.697	252.8	55:10.029						
27	2	2:08.661	27.888	49.126	51.647	257.6	1:19:25.074	18	1	2:12.699	28.699	50.362	53.638	255.2	57:22.728						
28	2	2:07.829	27.873	48.926	51.040	256.4	1:21:32.913	19	1	2:12.822	28.256	50.564	54.002	254.0	59:35.550						
29	2	2:09.508	27.725	49.038	52.745	255.2	1:23:42.421	20	1	3:13.406	28.005	1:17.883	1:27.518	80.1	1:02:48.956						
30	2	2:08.741	28.128	49.006	51.607	258.9	1:25:51.162	21	1	4:08.437 B	59.137	1:41.532	1:27.768	80.5	1:06:57.393						
31	2	2:07.540	27.576	48.726	51.238	256.4	1:27:58.702	22	3	5:03.283	3:09.558	1:01.257	52.468	248.2	1:12:00.676						
32	2	2:07.434	27.626	48.725	51.083	256.4	1:30:06.136	23	3	2:09.038	27.895	49.889	51.254	254.0	1:14:09.714						
33	2	2:08.752	27.958	49.306	51.488	255.2	1:32:14.888	24	3	2:07.290	27.769	48.610	50.911	257.6	1:16:17.004						
34	2	2:08.032	27.736	48.745	51.551	260.1	1:34:22.920	25	3	2:06.818	27.685	48.282	50.851	256.4	1:18:23.822						
35	2	2:07.703	27.545	48.787	51.371	256.4	1:36:30.623	26	3	2:07.816	27.506	48.543	51.767	260.1	1:20:31.638						
99 Proton Competition 1.Harry TINCKNELL 2.Neel JANI							Porsche 963 HYPERCAR H		3.Julien ANDLAUER												
1	2	3:33.355 B	1:28.899	59.685	1:04.771	182.4	3:33.355	27	3	2:08.833 B	27.331	48.361	53.141	256.4	1:22:40.471						
2	2	15:04.113	...	48.505	52.182	271.8	18:37.468	28	1	4:12.145	2:27.592	51.009	53.544	252.8	1:26:52.616						
3	2	2:05.131 B	25.789	45.268	54.074	278.8	20:42.599	29	1	2:11.206	28.071	50.117	53.018	256.4	1:29:03.822						
4	2	9:44.038 B	7:57.315	46.607	1:00.116	280.2	30:26.637	30	1	2:10.537	28.049	49.991	52.497	254.0	1:31:14.359						
5	2	17:15.591	...	47.697	56.886	260.1	47:42.228	31	1	2:09.892	27.907	49.751	52.234	254.0	1:33:24.251						
6	2	1:59.823	26.676	44.647	48.500	293.8	49:42.051	32	1	2:10.817	28.005	50.097	52.715	256.4	1:35:35.068						
7	2	1:56.674	25.106	43.938	47.630	297.0	51:38.725														
8	2	1:59.142	25.507	44.909	48.726	297.0	53:37.867														
9	2	1:59.545	24.805	44.688	50.052	290.7	55:37.412														
10	2	1:59.782 B	24.622	44.712	50.448	300.3	57:37.194														
11	1	9:59.834	6:51.276	1:40.951	1:27.607	80.2	1:07:37.028														
12	1	3:38.169	58.924	1:40.961	58.284	79.8	1:11:15.197														
13	1	2:07.896	27.240	46.140	54.516	295.4	1:13:23.093														
14	1	1:59.617	25.679	44.895	49.043	260.1	1:15:22.710														
15	1	1:58.092	25.596	44.614	47.882	293.8	1:17:20.802														
16	1	2:02.453 B	25.001	44.838	52.614	298.7	1:19:23.255														