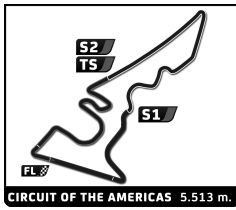


FIA WEC Lone Star Le Mans Free Practice 3

Sector Analysis

		Lap under Red Flag					Invalidated Lap					Personal Best					Session Best					Crossing the pit lane				
Lap	D	Time	Sector 1	Sector 2	Sector 3	T. Spd	Elapsed	Lap	D	Time	Sector 1	Sector 2	Sector 3	T. Spd	Elapsed	Lap	D	Time	Sector 1	Sector 2	Sector 3	T. Spd	Elapsed			
2		Cadillac Racing										Cadillac V-Series.R HYPERCAR H														
		1.Earl BAMBER										2.Alex LYNN														
1	2	4:03.350	2:21.088	51.751	50.511	239.5	4:03.350	21	1	3:21.380	1:49.253	45.210	46.917	292.3	43:24.396											
2	2	1:58.375	25.710	43.461	49.204	293.8	6:01.725	22	1	1:55.222	23.775	42.548	48.899	302.0	45:19.618											
3	2	2:01.140	25.042	44.961	51.137	298.7	8:02.865	23	1	1:52.632	23.658	42.517	46.457	302.0	47:12.250											
4	2	1:51.471	23.729	42.319	45.423	300.3	9:54.336	24	1	1:52.573	23.689	42.695	46.189	303.7	49:04.823											
5	2	2:00.162	24.092	46.189	49.881	228.4	11:54.498	25	1	1:59.890	26.806	44.932	48.152	281.7	51:04.713											
6	2	6:41.516	5:10.463	43.731	47.322	284.6	18:36.014	26	1	1:52.085	23.532	42.536	46.017	302.0	52:56.798											
7	2	1:53.144	24.083	42.838	46.223	286.1	20:29.158	27	1	1:55.032	25.287	42.753	46.992	295.4	54:51.830											
8	2	1:53.174	23.978	43.045	46.151	287.6	22:22.332	28	1	1:54.393	24.794	43.146	46.453	303.7	56:46.223											
9	2	1:55.443	24.190	44.025	47.228	290.7	24:17.775	29	1	2:18.852	30.588	55.262	53.002	190.1	59:05.075											
10	2	1:53.953	24.240	42.803	46.910	289.1	26:11.728																			
11	2	1:54.642	23.911	43.737	46.994	297.0	28:06.370																			
12	2	1:52.812	23.947	42.748	46.117	290.7	29:59.182																			
13	2	1:54.279	23.988	43.126	47.165	290.7	31:53.461																			
14	2	1:53.283	23.863	42.831	46.589	290.7	33:46.744																			
15	2	1:53.752	24.190	42.905	46.657	297.0	35:40.496																			
16	2	1:52.923	23.840	42.692	46.391	290.7	37:33.419																			
17	2	1:55.213	24.518	44.013	46.682	292.3	39:28.632																			
18	2	2:54.033	24.106	1:32.033	57.894	80.4	42:22.665																			
19	1	2:51.128	2:18.988	43.957	48.193	286.1	46:13.803																			
20	1	1:54.161	24.456	43.094	46.611	292.3	48:07.964																			
21	1	1:54.149	23.839	43.351	46.959	290.7	50:02.113																			
22	1	1:54.877	23.908	43.675	47.294	289.1	51:56.990																			
23	1	1:52.979	23.932	42.588	46.459	270.4	53:49.969																			
24	1	1:52.627	23.781	42.574	46.272	292.3	55:42.596																			
25	1	1:52.973	23.893	42.694	46.386	292.3	57:35.569																			
26	1	1:54.994	23.755	42.947	48.292	292.3	59:30.563																			
27	1	1:52.743	23.762	42.631	46.350	292.3	1:01:23.306																			
6		Porsche Penske Motorsport										Porsche 963 HYPERCAR H														
		1.Kévin ESTRE										2.André LOTTERER														
1	1	2:30.444	46.036	52.138	52.270	237.4	2:30.444	21	1	3:21.380	1:49.253	45.210	46.917	292.3	43:24.396											
2	1	2:03.580	27.486	46.139	49.955	261.3	4:34.024	22	1	1:55.222	23.775	42.548	48.899	302.0	45:19.618											
3	1	2:13.214	24.752	47.195	1:01.267	275.9	6:47.238	23	1	1:52.632	23.658	42.517	46.457	302.0	47:12.250											
4	1	1:54.053	23.986	42.628	47.439	297.0	8:41.291	24	1	1:52.573	23.689	42.695	46.189	303.7	49:04.823											
5	1	1:52.012	24.020	42.421	45.571	297.0	10:33.303	25	1	1:59.890	26.806	44.932	48.152	281.7	51:04.713											
6	1	1:55.816	23.633	42.279	49.904	300.3	12:29.119	26	1	1:52.085	23.532	42.536	46.017	302.0	52:56.798											
7	2	12:09.659	...	43.751	46.898	297.0	24:38.778	27	1	1:55.032	25.287	42.753	46.992	295.4	54:51.830											
8	2	1:52.979	24.111	43.026	46.842	293.8	26:32.757	28	1	1:54.393	24.794	43.146	46.453	303.7	56:46.223											
9	2	1:53.281	24.072	43.134	46.075	290.7	28:26.038	29	1	2:18.852	30.588	55.262	53.002	190.1	59:05.075											
10	2	1:53.629	24.039	43.150	46.440	292.3	30:19.667																			
11	2	1:53.482	24.009	43.098	46.375	290.7	32:13.149																			
12	2	1:53.933	24.032	43.253	46.648	289.1	34:07.082																			
13	2	1:53.252	23.987	42.914	46.351	289.1	36:00.334																			
14	2	1:56.593	24.166	43.560	48.867	289.1	37:56.927																			
15	3	1:12.146	9:35.385	44.271	52.490	284.6	49:09.073																			
16	3	1:53.595	24.043	42.865	46.687	290.7	51:02.668																			
17	3	1:52.798	23.884	42.728	46.186	283.1	52:55.466																			
18	3	1:52.848	23.834	42.674	47.340	290.7	54:49.314																			
19	3	1:55.001	23.799	43.726	47.476	290.7	56:44.315																			
20	3	1:55.275	23.853	43.739	47.683	289.1	58:39.590																			
21	3	1:53.647	23.771	42.921	46.955	290.7	1:00:33.237																			
7		Toyota Gazoo Racing										Toyota GR010 - Hybrid HYPERCAR H														
		1.Mike CONWAY										2.Kamui KOBAYASHI														
1	2	2:16.948	32.987	50.486	53.475	277.3	2:16.948	21	1	3:21.380	1:49.253	45.210	46.917	292.3	43:24.396											
2	2	2:03.806	27.505	46.155	50.146	297.0	4:20.754	22	1	1:55.222	23.775	42.548	48.899	302.0	45:19.618											
3	2	2:11.046	25.724	45.431	59.891	297.0	6:31.800	23	1	1:52.632	23.658	42.517	46.457	302.0	47:12.250											
4	2	1:51.533	24.328	42.068	45.137	305.4	8:23.333	24	1	1:52.573	23.689	42.695	46.189	303.7	49:04.823											
5	2	2:05.446	25.394	48.527	51.525	273.2	10:28.779	25	1	1:59.890	26.806	44.932	48.152	281.7	51:04.713											
6	1	3:32.660	1:56.452	46.311	49.897	248.2	14:01.439	26	1	1:52.085	23.532	42.536	46.017	302.0	52:56.798											
7	1	1:55.538	24.401	44.140	46.997	274.5	15:56.977	27	1	1:55.032	25.287	42.753	46.992	295.4	54:51.830											
8	1	1:54.262	24.221	43.502	46.539	280.2	17:51.239	28	1	1:54.393	24.794	43.146	46.453	303.7	56:46.223											
9	1	1:55.006	24.132	44.467	46.407	284.6	19:46.245	29	1	2:18.852	30.588	55.262	53.002	190.1	59:05.075											
10	1	1:53.603	24.163	43.264	46.176	281.7	21:39.848																			
11	1	1:52.807	24.081	42.537	46.189	283.1	23:33.655																			
12	1	1:54.664	24.058	42.976	47.630	281.7	25:28.319																			
13	1	6:16.074	4:45.915	43.454	46.705	280.2	31:44.393																			
14	1	1:54.833	24.717	43.468	46.648	278.8	33:39.226																			
15	1	1:55.239	24.506	44.040	46.693	283.1	35:34.465																			
16	1	1:54.099	24.212	43.030	46.857	286.1	37:28.564																			
17	1	1:53.859	24.215	42.993	46.651	293.8	39:22.423																			



FIA WEC

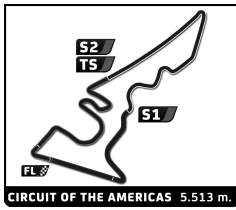
Lone Star Le Mans

Free Practice 3

Sector Analysis

Lap under Red Flag Invalidated Lap Personal Best Session Best Crossing the pit lane

Lap	D	Time	Sector 1	Sector 2	Sector 3	T. Spd	Elapsed	Lap	D	Time	Sector 1	Sector 2	Sector 3	T. Spd	Elapsed
18	1	2:55.448 B	24.401	1:28.573	1:02.474	80.1	42:17.871	8	2	1:54.018	24.203	43.596	46.219	292.3	19:01.460
19	3	3:04.866	1:33.687	44.052	47.127	280.2	45:22.737	9	2	1:54.313	24.105	43.266	46.942	292.3	20:55.773
20	3	1:54.452	24.564	43.302	46.586	283.1	47:17.189	10	2	1:53.462	24.009	43.028	46.425	292.3	22:49.235
21	3	1:53.582	24.144	42.859	46.579	284.6	49:10.771	11	2	1:53.822	24.131	43.528	46.163	292.3	24:43.057
22	3	1:54.392	24.204	43.033	47.155	295.4	51:05.163	12	2	1:54.632	24.390	43.786	46.456	292.3	26:37.689
23	3	1:53.747	24.380	43.029	46.338	287.6	52:58.910	13	2	1:54.115	23.973	43.504	46.638	293.8	28:31.804
24	3	1:54.119	24.128	43.141	46.850	287.6	54:53.029	14	2	1:54.317	23.938	43.585	46.794	295.4	30:26.121
25	3	1:54.919	24.402	44.052	46.465	287.6	56:47.948	15	2	1:53.693	24.441	42.977	46.275	295.4	32:19.814
26	3	1:54.725	24.398	43.751	46.576	297.0	58:42.673	16	2	1:54.601	23.854	44.113	46.634	298.7	34:14.415
27	3	1:54.812	24.405	43.646	46.761	289.1	1:00:37.485	17	2	1:53.072	23.813	42.875	46.384	295.4	36:07.487
8 Toyota Gazoo Racing 1.Sébastien BUEMI 2.Brendon HARTLEY 3.Ryo HIRAKAWA Toyota GR010 - Hybrid HYPERCAR H								15 BMW M Team WRT 1.Dries VANTHOOR 2.Raffaele MARCIELLO 3.Marco WITTMANN BMW M HYBRID V8 HYPERCAR H							
1	1	2:17.223	37.362	48.726	51.135	267.8	2:17.223	1	3	2:45.143	1:05.036	48.215	51.892	241.6	2:45.143
2	1	2:00.139	26.045	45.656	48.438	287.6	4:17.362	2	3	2:06.543	25.633	45.693	55.217	274.5	4:51.686
3	1	2:08.112	26.943	43.806	57.363	298.7	6:25.474	3	3	1:56.105	25.063	43.699	47.343	274.5	6:47.791
4	1	2:01.835	25.623	45.191	51.021	298.7	8:27.309	4	3	1:54.905	24.334	43.601	46.970	277.3	8:42.696
5	1	1:51.547	23.791	42.452	45.304	297.0	10:18.856	5	3	1:54.189	24.345	43.419	46.425	277.3	10:36.885
6	1	1:51.543	23.957	42.194	45.392	295.4	12:10.399	6	3	1:53.601	24.025	43.179	46.397	275.9	12:30.486
7	1	2:04.793 B	26.096	46.684	52.013	261.3	14:15.192	7	3	1:53.729	24.094	43.103	46.532	274.5	14:24.215
8	2	3:18.995	1:47.510	44.339	47.146	277.3	17:34.187	8	3	1:55.102	24.943	43.201	46.958	275.9	16:19.317
9	2	1:54.702	24.419	43.418	46.865	283.1	19:28.889	9	3	1:55.368	24.029	43.820	47.519	278.8	18:14.685
10	2	1:55.146	25.223	43.280	46.643	289.1	21:24.035	10	3	1:55.755	24.136	44.221	47.398	275.9	20:10.440
11	2	1:54.737	24.348	43.752	46.637	284.6	23:18.772	11	3	1:55.265	24.064	43.888	47.313	277.3	22:05.705
12	2	1:53.691	24.173	42.987	46.531	284.6	25:12.463	12	3	1:54.184	23.840	43.423	46.921	280.2	23:59.889
13	2	1:54.090	24.276	43.114	46.700	292.3	27:06.553	13	3	1:59.404	24.173	44.280	50.951	283.1	25:59.293
14	2	1:53.993	24.356	43.147	46.490	286.1	29:00.546	14	3	1:55.452	24.653	44.057	46.742	275.9	27:54.745
15	2	1:54.302	24.379	43.637	46.286	284.6	30:54.848	15	3	1:53.787	23.888	42.962	46.937	278.8	29:48.532
16	2	1:55.676	24.426	43.395	47.855	284.6	32:50.524	16	3	1:55.302 B	23.943	43.187	48.172	278.8	31:43.834
17	2	1:54.335	24.331	42.976	47.028	287.6	34:44.859	17	3	2:31.921	59.224	44.564	48.033	289.1	34:15.655
18	2	1:53.349	23.987	42.974	46.388	286.1	36:38.208	18	3	1:53.470	24.112	43.000	46.358	298.7	36:09.125
19	2	1:54.646 B	24.094	42.960	47.592	280.2	38:32.854	19	3	1:53.438	23.860	42.991	46.587	280.2	38:02.563
20	3	3:58.901	1:26.601	1:38.926	53.374	81.0	42:31.755	20	3	1:55.631	24.447	44.026	47.158	298.7	39:58.194
21	3	1:53.777	24.231	43.141	46.405	278.8	44:25.532	21	3	2:56.998 B	55.667	1:12.246	49.085	277.3	42:55.192
22	3	1:53.963	24.167	43.273	46.523	280.2	46:19.495	22	1	3:06.476	1:33.884	45.129	47.463	298.7	46:01.668
23	3	1:55.284	24.424	44.332	46.528	284.6	48:14.779	23	1	1:55.282	24.980	43.178	47.124	298.7	47:56.950
24	3	1:54.133	24.404	42.973	46.756	286.1	50:08.912	24	1	1:56.663	24.412	44.444	47.807	278.8	49:53.613
25	3	1:55.158	24.584	43.207	47.367	284.6	52:04.070	25	1	1:56.993	24.609	43.837	48.547	277.3	51:50.606
26	3	1:56.396	24.204	45.497	46.695	290.7	54:00.466	26	1	1:55.212	24.128	43.041	48.043	287.6	53:45.818
27	3	1:54.769	24.235	43.212	47.322	284.6	55:55.235	27	1	1:53.333	24.055	42.804	46.474	289.1	55:39.151
28	3	1:54.814	24.344	43.639	46.831	305.4	57:50.049	28	1	1:54.656	24.180	43.947	46.529	287.6	57:33.807
29	3	1:54.985	24.793	43.577	46.615	284.6	59:45.034								
30	3	1:53.540	24.156	42.614	46.770	298.7	1:01:38.574								
12 Hertz Team JOTA 1.Will STEVENS 2.Callum ILOTT 3.Norman NATO Porsche 963 HYPERCAR H															
1	3	2:22.908	40.890	49.641	52.377	227.4	2:22.908								
2	3	2:02.358	26.404	46.065	49.889	255.2	4:25.266								
3	3	2:11.234	25.754	45.636	59.844	255.2	6:36.500								
4	3	1:55.990	23.902	42.444	49.644	303.7	8:32.490								
5	3	1:51.712	23.715	42.219	45.778	305.4	10:24.202								
6	3	1:57.055 B	25.592	43.773	47.690	302.0	12:21.257								
7	2	4:46.185	3:13.522	45.445	47.218	287.6	17:07.442								



FIA WEC

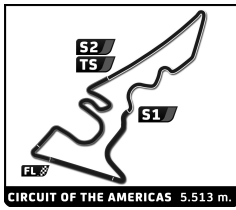
Lone Star Le Mans

Free Practice 3

Sector Analysis

Lap under Red Flag Invalidated Lap Personal Best Session Best Crossing the pit lane

Lap	D	Time	Sector 1	Sector 2	Sector 3	T. Spd	Elapsed	Lap	D	Time	Sector 1	Sector 2	Sector 3	T. Spd	Elapsed
29	1	1:53.671	23.867	43.218	46.586	287.6	59:27.478	16	2	2:08.319 B	27.108	48.406	52.805	254.0	38:52.312
30	1	1:53.616	23.853	42.958	46.805	287.6	1:01:21.094	17	3	3:59.904	1:44.849	1:23.436	51.619	238.4	42:52.216
20 BMW M Team WRT 1.Sheldon VAN DER LINDE 3.René RAST 2.Robin FRIJNS BMW M HYBRID V8 HYPERCAR H								18 3 2:06.119 27.106 48.099 50.914 252.8 44:58.335							
1	1	2:40.220	1:00.854	49.110	50.256	255.2	2:40.220	19	3	2:06.126	27.026	47.974	51.126	254.0	47:04.461
2	1	2:00.446	25.299	44.698	50.449	255.2	4:40.666	20	3	2:05.733	26.841	48.120	50.772	255.2	49:10.194
3	1	1:53.946	24.290	42.885	46.771	287.6	6:34.612	21	3	2:05.510	26.968	48.088	50.454	254.0	51:15.704
4	1	1:53.680	24.052	42.794	46.834	286.1	8:28.292	22	3	2:05.968	27.077	48.169	50.722	255.2	53:21.672
5	1	1:55.234	24.095	43.542	47.597	284.6	10:23.526	23	3	2:07.256 B	26.915	48.060	52.281	255.2	55:28.928
6	1	1:53.520	24.123	43.142	46.255	286.1	12:17.046	24	3	3:10.627	1:29.991	49.748	50.888	250.5	58:39.555
7	1	1:54.404	24.102	43.584	46.718	287.6	14:11.450	25	3	2:05.621	27.114	48.315	50.192	252.8	1:00:45.176
8	1	1:55.335	24.651	43.588	47.096	287.6	16:06.785	31 Team WRT 1.Darren LEUNG 2.Sean GELAE 3.Augusto FARFUS BMW M4 LMGT3 LMGT3							
9	1	1:53.799	23.902	42.826	47.071	286.1	18:00.584	1	3	8:54.736	7:09.729	53.388	51.619	247.1	8:54.736
10	1	1:54.532	24.098	43.700	46.734	286.1	19:55.116	2	3	2:07.809	27.131	48.983	51.695	250.5	11:02.545
11	1	1:53.253	23.783	43.081	46.389	287.6	21:48.369	3	3	2:07.483	27.099	48.467	51.917	252.8	13:10.028
12	1	1:54.421	23.927	43.397	47.097	286.1	23:42.790	4	3	2:06.830	27.025	48.685	51.120	250.5	15:16.858
13	1	1:52.713	23.846	42.716	46.151	286.1	25:35.503	5	3	2:06.618	27.050	48.593	50.975	252.8	17:23.476
14	1	1:53.114	23.820	43.141	46.153	287.6	27:28.617	6	3	2:08.514 B	26.927	48.726	52.861	252.8	19:31.990
15	1	1:55.598 B	23.768	42.808	49.022	287.6	29:24.215	7	1	3:18.134	1:33.518	50.154	54.462	251.7	22:50.124
16	3	4:06.929	2:35.015	44.750	47.164	286.1	33:31.144	8	1	2:08.164	27.307	49.276	51.581	252.8	24:58.288
17	3	1:55.170	24.235	43.587	47.348	286.1	35:26.314	9	1	2:08.887	27.332	49.421	52.134	251.7	27:07.175
18	3	1:54.486	24.644	43.544	46.298	286.1	37:20.800	10	1	2:11.772 B	27.287	49.508	54.977	251.7	29:18.947
19	3	1:55.133	23.880	44.068	47.185	287.6	39:15.933	11	1	3:10.255	1:12.469	56.764	1:01.022	167.3	32:29.202
20	3	2:52.183	24.038	1:23.909	1:04.236	80.3	42:08.116	12	1	2:22.290	28.629	54.920	58.741	149.8	34:51.492
21	3	1:53.886	24.294	43.086	46.506	290.7	44:02.002	13	1	2:06.565	27.110	48.625	50.830	251.7	36:58.057
22	3	1:54.442	24.130	43.241	47.071	300.3	45:56.444	14	1	2:07.074	27.128	48.902	51.044	254.0	39:05.131
23	3	1:54.298	24.444	42.855	46.999	302.0	47:50.742	15	1	3:00.491 B	27.432	1:16.362	1:16.697	80.9	42:05.622
24	3	1:55.552	24.047	43.667	47.838	292.3	49:46.294	16	2	3:16.529	1:32.790	50.298	53.441	250.5	45:22.151
25	3	1:53.368	23.993	42.915	46.460	290.7	51:39.662	17	2	2:07.855	28.190	48.714	50.951	251.7	47:30.006
26	3	1:53.017	23.815	42.776	46.426	300.3	53:32.679	18	2	2:06.826	27.348	48.475	51.003	251.7	49:36.832
27	3	1:53.880	24.103	42.753	47.024	289.1	55:26.559	19	2	2:09.923	27.241	48.724	53.958	252.8	51:46.755
28	3	1:53.826	24.029	43.120	46.677	287.6	57:20.385	20	2	2:07.458	27.056	49.097	51.305	252.8	53:54.213
29	3	1:53.582	23.882	42.762	46.938	286.1	59:13.967	21	2	2:07.418	26.947	49.155	51.316	249.4	56:01.631
30	3	1:53.625	24.288	42.732	46.605	286.1	1:01:07.592	22	2	2:07.074	27.086	48.707	51.281	254.0	58:08.705
27 Heart of Racing Team 1.Ian JAMES 2.Daniel MANCINELLI 3.Alex RIBERAS Aston Martin Vantage AMR LMGT3 LMGT3								23 2 2:08.295 26.995 49.043 52.257 254.0 1:00:17.000							
1	1	2:53.566	55.184	59.445	58.937	192.8	2:53.566	35 Alpine Endurance Team 1.Paul-Loup CHATIN 2.Ferdinand HABSBURG 3.Charles MILESI Alpine A424 HYPERCAR H							
2	1	2:23.101	29.684	51.515	1:01.902	182.4	5:16.667	1	3	4:08.327	2:22.766	52.111	53.450	231.3	4:08.327
3	1	2:15.875	30.145	50.743	54.987	246.0	7:32.542	2	3	2:00.171	26.567	45.404	48.200	271.8	6:08.498
4	1	2:05.682	27.051	48.330	50.301	251.7	9:38.224	3	3	1:56.374	23.982	45.095	47.297	293.8	8:04.872
5	1	2:17.049	28.315	53.225	55.509	185.5	11:55.273	4	3	1:52.129	23.588	42.595	45.946	302.0	9:57.001
6	1	2:08.102	27.464	48.647	51.991	252.8	14:03.375	5	3	1:53.670	23.935	43.113	46.622	298.7	11:50.671
7	1	2:06.433	27.092	48.397	50.944	252.8	16:09.808	6	3	1:52.355	23.720	42.540	46.095	302.0	13:43.026
8	1	2:10.381 B	27.740	49.174	53.467	254.0	18:20.189	7	3	1:54.201 B	23.755	42.761	47.685	300.3	15:37.227
9	2	5:46.954	4:06.833	49.353	50.768	251.7	24:07.143	8	1	3:01.813	1:29.715	45.007	47.091	293.8	18:39.040
10	2	2:06.240	27.312	48.617	50.411	252.8	26:13.483	9	1	1:54.287	24.558	43.166	46.563	292.3	20:33.327
11	2	2:06.817	27.233	48.963	50.621	252.8	28:20.300	10	1	1:53.520	24.061	42.940	46.519	295.4	22:26.847
12	2	2:05.952	27.162	48.340	50.450	255.2	30:26.252	11	1	1:54.719	23.759	43.344	47.616	293.8	24:21.566
13	2	2:06.102	27.064	48.342	50.696	255.2	32:32.354	12	1	1:54.916	24.163	43.779	46.974	292.3	26:16.482
14	2	2:05.780	27.001	48.291	50.488	254.0	34:38.134	13	1	1:55.590	24.526	43.595	47.469	293.8	28:12.072
15	2	2:05.859	27.071	48.435	50.353	255.2	36:43.993	14	1	1:53.385	23.822	43.062	46.501	298.7	30:05.457

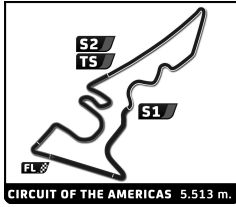


FIA WEC Lone Star Le Mans Free Practice 3

Sector Analysis

Lap under Red Flag Invalidated Lap Personal Best Session Best Crossing the pit lane

Lap	D	Time	Sector 1	Sector 2	Sector 3	T. Spd	Elapsed	Lap	D	Time	Sector 1	Sector 2	Sector 3	T. Spd	Elapsed	
15	1	1:53.204	23.996	42.821	46.387	293.8	31:58.661	6	1	2:00.134	24.024	43.030	53.080	295.4	13:00.818	
16	1	1:56.179 B	24.682	43.597	47.900	295.4	33:54.840	7	1	1:51.854	23.747	42.662	45.445	300.3	14:52.672	
17	2	3:32.356	1:58.424	45.723	48.209	300.3	37:27.196	8	1	2:03.178 B	26.664	46.100	50.414	280.2	16:55.850	
18	2	1:54.368	24.201	43.127	47.040	303.7	39:21.564	9	3	4:35.232	3:00.355	45.780	49.097	263.9	21:31.082	
19	2	2:51.406	24.499	1:26.999	59.908	80.3	42:12.970	10	3	1:57.230	26.422	43.976	46.832	292.3	23:28.312	
20	2	1:54.065	24.319	42.889	46.857	302.0	44:07.035	11	3	1:57.966	24.246	46.263	47.457	283.1	25:26.278	
21	2	1:55.381	23.887	43.850	47.644	297.0	46:02.416	12	3	1:53.463	24.048	43.256	46.159	292.3	27:19.741	
22	2	1:55.810	24.993	43.772	47.045	303.7	47:58.226	13	3	1:54.721	24.373	43.672	46.676	300.3	29:14.462	
23	2	1:54.232	23.827	43.735	46.670	302.0	49:52.458	14	3	1:54.226	24.215	43.205	46.806	298.7	31:08.688	
24	2	1:54.790 B	23.791	43.096	47.903	295.4	51:47.248	15	3	1:54.957	24.183	44.290	46.484	295.4	33:03.645	
25	2	3:12.441	1:40.813	44.050	47.578	292.3	54:59.689	16	3	1:54.687	24.107	43.596	46.984	297.0	34:58.332	
26	2	1:53.669	24.000	43.222	46.447	302.0	56:53.358	17	3	1:54.248	24.374	43.140	46.734	297.0	36:52.580	
27	2	1:53.826	23.854	42.841	47.131	305.4	58:47.184	18	3	1:54.353	24.258	43.066	47.029	298.7	38:46.933	
28	2	1:53.513	24.080	43.187	46.246	302.0	1:00:40.697	19	3	2:26.707 B	24.330	43.164	1:19.213	289.1	41:13.640	
36 Alpine Endurance Team 1. Nicolas LAPIERRE 3. Matthieu VAXIVIERE 2. Mick SCHUMACHER							Alpine A424 HYPERCAR H	46 Team WRT 1. Ahmad AL HARTHY 3. Maxime MARTIN 2. Valentino ROSSI							BMW M4 LMGT3 LMGT3	
1	2	2:44.428	56.605	52.334	55.489	243.8	2:44.428	1	2	3:04.464	1:18.386	52.302	53.776	233.3	3:04.464	
2	2	2:10.361	27.297	46.813	56.251	290.7	4:54.789	2	2	2:10.135	28.102	49.449	52.584	250.5	5:14.599	
3	2	1:53.202	24.244	42.874	46.084	300.3	6:47.991	3	2	2:07.979	27.777	48.785	51.417	250.5	7:22.578	
4	2	2:25.377	30.956	50.406	1:04.015	236.3	9:13.368	4	2	2:07.137	27.102	49.406	50.629	250.5	9:29.715	
5	2	1:51.795	24.000	42.327	45.468	298.7	11:05.163	5	2	2:06.269	27.133	48.598	50.538	250.5	11:35.984	
6	2	2:03.836	26.333	46.821	50.682	302.0	13:08.999	6	2	2:07.748	27.276	49.205	51.267	251.7	13:43.732	
7	2	1:52.271	23.948	42.284	46.039	300.3	15:01.270	7	2	2:07.084	27.113	48.880	51.091	250.5	15:50.816	
8	2	2:01.837 B	24.763	45.302	51.772	281.7	17:03.107	8	2	2:07.490	27.025	49.050	51.415	252.8	17:58.306	
9	3	3:02.420	1:29.334	45.177	47.909	289.1	20:05.527	9	2	2:07.764	27.045	48.778	51.941	250.5	20:06.070	
10	3	1:55.872	24.390	43.626	47.856	293.8	22:01.399	10	2	2:07.858	27.008	49.823	51.027	251.7	22:13.928	
11	3	1:53.830	24.115	43.268	46.447	298.7	23:55.229	11	2	2:07.377	27.126	48.711	51.540	251.7	24:21.305	
12	3	1:54.253	24.170	42.702	47.381	300.3	25:49.482	12	2	2:08.220 B	27.157	49.037	52.026	251.7	26:29.525	
13	3	1:53.920	23.955	43.091	46.874	302.0	27:43.402	13	3	4:35.472	2:55.056	49.116	51.300	250.5	31:04.997	
14	3	1:54.087	24.315	43.143	46.629	300.3	29:37.489	14	3	2:08.400	27.292	49.590	51.518	251.7	33:13.397	
15	3	1:54.178	24.186	43.115	46.877	308.9	31:31.667	15	3	2:06.811	26.931	48.718	51.162	250.5	35:20.208	
16	3	1:53.859	23.994	43.144	46.721	302.0	33:25.526	16	3	2:06.850	27.189	48.647	51.014	252.8	37:27.058	
17	3	1:54.180	23.718	43.175	47.287	302.0	35:19.706	17	3	2:07.246	27.451	48.693	51.102	252.8	39:34.304	
18	3	1:55.676 B	23.878	43.076	48.722	302.0	37:15.382	18	3	3:04.896	31.131	1:40.620	53.145	80.4	42:39.200	
19	1	4:43.093	2:12.737	1:11.479	1:18.877	80.3	41:58.475	19	3	2:06.574	27.169	48.525	50.880	252.8	44:45.774	
20	1	1:56.774	24.533	43.216	49.025	302.0	43:55.249	20	3	2:07.331	28.050	48.500	50.781	252.8	46:53.105	
21	1	1:54.741	24.377	43.360	47.004	302.0	45:49.990	21	3	2:07.034	27.268	48.611	51.155	239.5	49:00.139	
22	1	1:54.725	24.072	43.444	47.209	302.0	47:44.715	22	3	2:07.691	27.213	48.533	51.945	246.0	51:07.830	
23	1	1:53.786	23.877	43.057	46.852	302.0	49:38.501	23	3	2:07.301	27.069	48.902	51.330	246.0	53:15.131	
24	1	1:53.776	24.421	42.760	46.595	305.4	51:32.277	24	3	2:06.651	27.161	48.518	50.972	247.1	55:21.782	
25	1	1:55.398 B	24.318	42.852	48.228	302.0	53:27.675	25	3	2:06.777	27.098	48.572	51.107	257.6	57:28.559	
26	1	2:57.534	1:23.782	45.803	47.949	293.8	56:25.209	26	3	2:06.707	27.011	48.597	51.099	254.0	59:35.266	
27	1	1:55.608	24.704	43.743	47.161	290.7	58:20.817									
28	1	1:54.760	24.139	42.855	47.766	302.0	1:00:15.577									
38 Hertz Team JOTA 1. Jenson BUTTON 3. Oliver RASMUSSEN 2. Philip HANSON							Porsche 963 HYPERCAR H									
1	1	2:27.654	44.191	50.634	52.829	237.4	2:27.654									
2	1	2:02.246	26.755	46.097	49.394	239.5	4:29.900									
3	1	2:09.834	26.133	44.751	58.950	278.8	6:39.734									
4	1	1:57.402	23.943	42.422	51.037	300.3	8:37.136									
5	1	2:23.548	33.313	52.664	57.571	237.4	11:00.684									



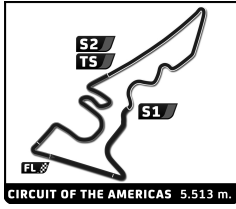
FIA WEC

Lone Star Le Mans

Free Practice 3

Sector Analysis

Lap under Red Flag							Invalidated Lap		Personal Best		Session Best		B Crossing the pit lane		
Lap	D	Time	Sector 1	Sector 2	Sector 3	T. Spd	Elapsed	Lap	D	Time	Sector 1	Sector 2	Sector 3	T. Spd	Elapsed
50 Ferrari AF Corse							Ferrari 499P								
1. Antonio FUOCO			3. Nicklas NIELSEN			HYPERCAR H									
2. Miguel MOLINA															
27	3	2:06.534	27.073	48.335	51.126	252.8	1:01:41.800	18	2	1:54.939	24.309	43.827	46.803	303.7	37:03.109
19	2	1:53.467		23.685	43.671	46.111	303.7	38:56.576							
20	2	2:46.557	B	24.502	57.038	1:25.017	80.2	41:43.133							
21	1	2:04.946	1:34.084	43.959	46.903	297.0	44:48.079								
22	1	1:54.991	24.935	43.071	46.985	303.7	46:43.070								
23	1	1:52.706	23.823	42.743	46.140	302.0	48:35.776								
24	1	1:53.647	23.919	43.376	46.352	302.0	50:29.423								
25	1	1:54.863	23.959	43.331	47.573	295.4	52:24.286								
26	1	1:54.120	24.117	43.110	46.893	295.4	54:18.406								
27	1	1:56.945	23.867	43.343	49.735	305.4	56:15.351								
28	1	1:53.344	23.700	43.010	46.634	290.7	58:08.695								
29	1	1:53.504	23.838	43.113	46.553	295.4	1:00:02.199								
54 Vista AF Corse							Ferrari 296 LMGT3								
1. Thomas FLOHR			3. Davide RIGON			LMGT3									
2. Francesco CASTELLACCI															
1	1	3:46.035	1:41.810	1:03.927	1:00.298	151.8	3:46.035								
2	1	2:28.094	33.884	56.437	57.773	188.7	6:14.129								
3	1	2:20.989	32.961	51.649	56.379	195.5	8:35.118								
4	1	2:11.976	28.874	49.740	53.362	229.4	10:47.094								
5	1	2:19.331	B	27.644	52.408	59.279	188.1	13:06.425							
6	1	3:34.821	1:48.716	52.691	53.414	250.5	16:41.246								
7	1	2:08.999	28.242	49.314	51.443	252.8	18:50.245								
8	1	2:07.052	27.365	48.511	51.176	252.8	20:57.297								
9	1	2:06.159	27.223	48.232	50.704	255.2	23:03.456								
10	1	2:06.861	27.253	48.515	51.093	252.8	25:10.317								
11	1	2:06.123	27.257	48.172	50.694	254.0	27:16.440								
12	1	2:09.780	B	27.467	48.572	53.741	254.0	29:26.220							
13	2	3:34.004	1:52.464	50.217	51.323	254.0	33:00.224								
14	2	2:09.115	27.154	48.773	53.188	255.2	35:09.339								
15	2	2:06.444	27.065	48.510	50.869	254.0	37:15.783								
16	2	2:12.322	27.182	49.202	55.938	255.2	39:28.105								
17	2	3:03.476	27.275	1:37.991	58.210	79.7	42:31.581								
18	2	2:07.784	27.219	48.809	51.756	255.2	44:39.365								
19	2	2:06.858	27.088	48.692	51.078	255.2	46:46.223								
20	2	2:10.141	B	27.462	49.216	53.463	255.2	48:56.364							
21	3	3:37.323	1:56.105	48.949	52.269	252.8	52:33.687								
22	3	2:06.193	26.958	48.351	50.884	257.6	54:39.880								
23	3	2:05.716	27.027	48.096	50.593	255.2	56:45.596								
24	3	2:10.511	27.210	48.498	54.803	255.2	58:56.107								
25	3	2:05.542	26.843	48.114	50.585	255.2	1:01:01.649								
55 Vista AF Corse							Ferrari 296 LMGT3								
1. François HERIAU			3. Alessio ROVERA			LMGT3									
2. Simon MANN															
1	1	3:07.320	1:22.911	51.636	52.773	251.7	3:07.320								
2	1	2:08.061	27.888	48.772	51.401	254.0	5:15.381								
3	1	2:10.697	27.652	48.655	54.390	255.2	7:26.078								
4	1	2:06.862	27.119	48.649	51.094	254.0	9:32.940								
5	1	2:08.233	B	27.294	48.743	52.196	255.2	11:41.173							
6	1	3:29.866	1:45.016	51.979	52.871	252.8	15:11.039								
7	1	2:10.168	28.589	50.303	51.276	254.0	17:21.207								
8	1	2:06.214	27.196	48.486	50.532	254.0	19:27.421								
9	1	2:07.429	27.825	48.982	50.622	254.0	21:34.850								
10	1	2:07.077	27.412	48.908	50.757	254.0	23:41.927								
51 Ferrari AF Corse							Ferrari 499P								
1. Alessandro PIER GUIDI			3. Antonio GIOVINAZZI			HYPERCAR H									
2. James CALADO															
1	3	2:31.790	48.800	51.116	51.874	231.3	2:31.790								
2	3	2:04.381	27.593	45.867	50.921	267.8	4:36.171								
3	3	2:06.153	24.926	44.256	56.971	302.0	6:42.324								
4	3	1:51.767	23.871	42.360	45.536	300.3	8:34.091								
5	3	2:09.001	32.394	47.305	49.302	302.0	10:43.092								
6	3	1:51.073	23.722	42.061	45.290	305.4	12:34.165								
7	3	1:52.796	24.096	42.568	46.132	286.1	14:26.961								
8	3	1:57.607	24.049	43.600	49.958	287.6	16:24.568								
9	3	1:52.206	23.700	42.483	46.023	295.4	18:16.774								
10	3	1:55.650	B	24.100	42.922	48.628	293.8	20:12.424							
11	2	3:24.202	1:47.355	47.923	48.924	248.2	23:36.626								
12	2	1:54.358	24.453	43.259	46.646	289.1	25:30.984								
13	2	1:52.597	24.381	43.002	46.214	289.1	27:24.581								
14	2	1:54.012	23.956	43.319	46.737	293.8	29:18.593								
15	2	1:54.132	24.043	43.218	46.871	286.1	31:12.725								
16	2	1:59.935	23.950	46.781	49.204	281.7	33:12.660								
17	2	1:55.510	23.946	43.058	48.506	302.0	35:08.170								



FIA WEC
Lone Star Le Mans
Free Practice 3

Sector Analysis

Lap	D	Time	Sector 1	Sector 2	Sector 3	T. Spd	Elapsed	Lap	D	Time	Sector 1	Sector 2	Sector 3	T. Spd	Elapsed
11	1	2:07.905 B	27.177	48.611	52.117	254.0	25:49.832	8	2	2:07.664	27.063	49.561	51.040	254.0	19:09.101
12	3	3:30.605	1:43.215	53.179	54.211	227.4	29:20.437	9	2	2:06.796	26.901	48.922	50.973	252.8	21:15.897
13	3	2:08.407	27.337	48.508	52.562	254.0	31:28.844	10	2	2:06.526	26.958	48.596	50.972	254.0	23:22.423
14	3	2:11.096	29.291	49.907	51.898	254.0	33:39.940	11	2	2:06.960	27.128	48.685	51.147	252.8	25:29.383
15	3	2:13.273	27.430	48.353	57.490	256.4	35:53.213	12	2	2:07.010	27.614	48.591	50.805	252.8	27:36.393
16	3	2:05.779	27.204	48.121	50.454	255.2	37:58.992	13	2	2:10.106 B	27.138	48.807	54.161	254.0	29:46.499
17	3	2:20.743 B	27.813	52.228	1:00.702	198.4	40:19.735	14	1	3:38.806	1:45.114	59.017	54.675	221.9	33:25.305
18	2	2:32.188	1:49.957	50.384	51.847	241.6	43:51.923	15	1	2:14.062	28.613	51.548	53.901	249.4	35:39.367
19	2	2:07.556	27.348	49.104	51.104	248.2	45:59.479	16	1	2:13.542	28.816	51.848	52.878	249.4	37:52.909
20	2	2:08.601	27.785	49.085	51.731	249.4	48:08.080	17	1	2:14.003	28.121	50.030	55.852	251.7	40:06.912
21	2	2:06.496	27.253	48.524	50.719	252.8	50:14.576	18	1	3:03.742	59.682	1:09.931	54.129	249.4	43:10.654
22	2	2:09.851	27.738	51.298	50.815	251.7	52:24.427	19	1	2:12.258	28.508	50.111	53.639	252.8	45:22.912
23	2	2:06.487	27.279	48.441	50.767	248.2	54:30.914	20	1	2:11.505	29.177	50.088	52.240	252.8	47:34.417
24	2	2:07.497	27.268	48.473	51.756	255.2	56:38.411	21	1	2:10.513	27.814	49.974	52.725	251.7	49:44.930
25	2	2:07.317	27.406	48.880	51.031	252.8	58:45.728	22	1	2:10.015	27.901	49.954	52.160	252.8	51:54.945
26	2	2:06.960	27.499	48.686	50.775	249.4	1:00:52.688	23	1	2:12.267	28.234	50.343	53.690	251.7	54:07.212

59 **United Autosports** McLaren 720S LMGT3 Evo
1. James COTTINGHAM 3. Grégoire SAUCY LMGT3
2. Nicolas COSTA

1	1	2:48.930	55.700	56.504	56.726	234.3	2:48.930
2	1	2:12.157	28.714	51.590	51.853	252.8	5:01.087
3	1	2:13.982	27.394	50.494	56.094	252.8	7:15.069
4	1	2:06.696	27.336	48.681	50.679	254.0	9:21.765
5	1	2:07.585	27.395	48.695	51.495	255.2	11:29.350
6	1	2:08.896	27.189	49.291	52.416	255.2	13:38.246
7	1	2:11.449	27.519	49.990	53.940	213.2	15:49.695
8	1	2:07.469	27.272	49.211	50.986	255.2	17:57.164
9	1	2:09.984 B	27.060	49.306	53.618	254.0	20:07.148
10	3	4:45.435	3:05.458	49.467	50.510	255.2	24:52.583
11	3	2:05.926	27.165	48.523	50.248	255.2	26:58.519
12	3	2:06.164	27.467	48.354	50.343	256.4	29:04.683
13	3	2:06.624	27.229	48.416	50.979	257.6	31:11.307
14	3	2:06.398	27.229	48.511	50.658	256.4	33:17.705
15	3	2:05.549	27.043	48.172	50.334	257.6	35:23.254
16	3	2:07.232	27.306	48.722	51.204	256.4	37:30.486
17	3	2:07.591 B	27.218	48.784	51.589	257.6	39:38.077
18	2	8:14.802	6:30.307	51.130	53.365	241.6	47:52.879
19	2	2:08.127	26.954	49.251	51.922	244.9	50:01.006
20	2	2:06.357	27.211	48.756	50.390	256.4	52:07.363
21	2	2:10.372	27.166	48.578	54.628	258.9	54:17.735
22	2	2:06.132	27.163	48.404	50.565	257.6	56:23.867
23	2	2:09.883	27.618	48.616	53.649	258.9	58:33.750
24	2	2:06.451	26.954	48.506	50.991	257.6	1:00:40.201

60 **Iron Lynx** Lamborghini Huracan LMGT3 Evo2
1. Claudio SCHIAVONI 3. Franck PERERA LMGT3
2. Matteo CRESSONI

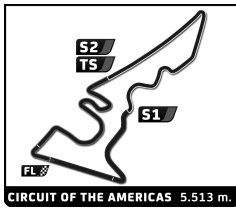
1	3	3:03.803	1:19.085	51.953	52.765	247.1	3:03.803
2	3	2:09.795	27.484	48.721	53.590	254.0	5:13.598
3	3	2:05.770	26.949	48.227	50.594	252.8	7:19.368
4	3	2:08.264	27.334	50.065	50.865	241.6	9:27.632
5	3	2:05.639	26.871	48.124	50.644	254.0	11:33.271
6	3	2:09.176 B	26.837	49.870	52.469	254.0	13:42.447
7	2	3:18.990	1:38.820	48.834	51.336	254.0	17:01.437

63 **Lamborghini Iron Lynx** Lamborghini SC63
1. Mirko BORTOLOTTI 3. Daniil KYIAT HYPERCAR H
2. Edoardo MORTARA

1	3	2:45.988	1:00.007	52.444	53.537	258.9	2:45.988
2	3	2:12.020	26.411	46.970	58.639	281.7	4:58.008
3	3	1:53.377	24.289	42.968	46.120	300.3	6:51.385
4	3	1:53.268	23.862	42.905	46.501	300.3	8:44.653
5	3	2:17.986	29.209	54.244	54.533	280.2	11:02.639
6	3	1:53.194	24.125	42.748	46.321	302.0	12:55.833
7	3	1:53.291	24.153	42.845	46.293	300.3	14:49.124
8	3	1:57.781 B	25.587	44.067	48.127	293.8	16:46.905
9	2	4:00.326	2:26.264	45.342	48.720	283.1	20:47.231
10	2	1:57.579	24.832	44.242	48.505	274.5	22:44.810
11	2	1:55.105	24.270	43.396	47.439	286.1	24:39.915
12	2	1:54.431	24.735	43.158	46.538	298.7	26:34.346
13	2	1:54.780	24.523	43.305	46.952	297.0	28:29.126
14	2	1:55.989 B	24.378	43.467	48.144	287.6	30:25.115
15	2	11:42.533	9:12.617	1:21.113	1:08.803	80.2	42:07.648
16	2	1:58.510	25.704	45.128	47.678	286.1	44:06.158
17	2	1:59.334	24.343	43.928	51.063	269.1	46:05.492
18	2	1:54.009	24.129	43.465	46.415	300.3	47:59.501
19	2	1:55.781 B	24.029	43.239	48.513	300.3	49:55.282
20	1	4:04.504	2:30.425	46.357	47.722	293.8	53:59.786
21	1	1:55.127	24.340	43.191	47.596	298.7	55:54.913
22	1	1:58.458	24.252	45.471	48.735	231.3	57:53.371
23	1	1:54.658	24.247	43.248	47.163	302.0	59:48.029
24	1	1:54.109	23.876	43.172	47.061	302.0	1:01:42.138

77 **Proton Competition** Ford Mustang LMGT3
1. Ryan HARDWICK 3. Benjamin BARKER LMGT3
2. Zacharie ROBICHON

1	1	3:02.758	1:11.354	55.357	56.047	250.5	3:02.758
2	1	2:07.586	27.853	48.729	51.004	256.4	5:10.344
3	1	2:06.618	27.358	48.437	50.823	257.6	7:16.962
4	1	2:24.575	29.502	53.387	1:01.686	235.3	9:41.537



FIA WEC

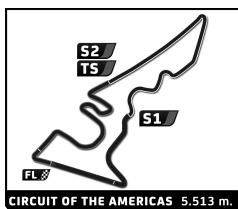
Lone Star Le Mans

Free Practice 3

Sector Analysis

Lap under Red Flag Invalidated Lap Personal Best Session Best Crossing the pit lane

Lap	D	Time	Sector 1	Sector 2	Sector 3	T. Spd	Elapsed	Lap	D	Time	Sector 1	Sector 2	Sector 3	T. Spd	Elapsed	
5	1	2:09.007	27.423	50.241	51.343	255.2	11:50.544	4	1	2:06.119	27.668	48.403	50.048	251.7	9:50.500	
6	1	2:06.741	27.251	48.492	50.998	256.4	13:57.285	5	1	2:06.702	27.356	48.494	50.852	252.8	11:57.202	
7	1	2:10.840	B	27.323	49.806	53.711	255.2	16:08.125	6	1	2:11.329	27.410	48.319	55.600	254.0	14:08.531
8	3	4:04.196	2:22.994	49.101	52.101	254.0	20:12.321	7	1	2:06.289	27.330	48.597	50.362	251.7	16:14.820	
9	3	2:06.423	27.071	48.666	50.686	255.2	22:18.744	8	1	2:08.886	B	27.289	49.097	52.500	252.8	18:23.706
10	3	2:07.369	27.160	48.620	51.589	254.0	24:26.113	9	2	4:24.944	2:43.048	49.310	52.586	252.8	22:48.650	
11	3	2:06.568	26.955	48.384	51.229	255.2	26:32.681	10	2	2:06.920	27.387	48.622	50.911	250.5	24:55.570	
12	3	2:06.702	27.286	48.423	50.993	258.9	28:39.383	11	2	2:05.936	27.325	48.253	50.358	251.7	27:01.506	
13	3	2:09.334	B	27.779	48.692	52.863	256.4	30:48.717	12	2	2:05.943	27.338	48.213	50.392	252.8	29:07.449
14	2	4:14.365	2:27.733	52.187	54.445	159.4	35:03.082	13	2	2:06.653	27.189	48.186	51.278	254.0	31:14.102	
15	2	2:07.311	27.079	49.063	51.169	256.4	37:10.393	14	2	2:05.545	27.005	48.207	50.333	252.8	33:19.647	
16	2	2:07.132	27.184	48.791	51.157	255.2	39:17.525	15	2	2:05.631	27.091	48.325	50.215	254.0	35:25.278	
17	2	2:00.605	27.075	1:30.336	1:03.194	78.8	42:18.130	16	2	2:07.538	27.549	48.824	51.165	254.0	37:32.816	
18	2	2:06.908	27.082	48.701	51.125	255.2	44:25.038	17	2	2:07.731	B	26.978	48.505	52.248	252.8	39:40.547
19	2	2:07.337	B	26.919	48.602	51.816	255.2	46:32.375	18	3	2:58.945	2:16.242	50.792	51.911	251.7	43:39.492
20	2	5:53.379	4:12.986	49.484	50.909	256.4	52:25.754	19	3	2:06.799	27.717	48.727	50.355	251.7	45:46.291	
21	2	2:06.966	26.972	49.155	50.839	256.4	54:32.720	20	3	2:10.746	27.093	48.611	55.042	237.4	47:57.037	
22	2	2:07.752	27.330	49.276	51.146	258.9	56:40.472	21	3	2:07.742	27.530	48.635	51.577	252.8	50:04.779	
23	2	2:07.465	27.012	48.609	51.844	256.4	58:47.937	22	3	2:05.351	27.022	48.190	50.139	254.0	52:10.130	
24	2	2:06.514	26.868	48.612	51.034	257.6	1:00:54.451	23	3	2:09.711	B	26.984	49.344	53.383	224.6	54:19.841
78 Akkodis ASP Team Lexus RC F LMGT3 1. Arnold ROBIN 3. Kelvin VAN DER LINDE LMGT3 2. Clemens SCHMID								82 TF Sport Corvette Z06 LMGT3.R 1. Hiroshi KOIZUMI 3. Daniel JUNCADELLA LMGT3 2. Sébastien BAUD								
1	1	3:33.578	1:37.351	58.222	58.005	149.8	3:33.578	1	1	2:41.515	49.716	56.228	55.571	248.2	2:41.515	
2	1	2:13.139	29.230	50.672	53.237	255.2	5:46.717	2	1	2:18.189	28.326	52.029	57.834	251.7	4:59.704	
3	1	2:12.119	B	27.645	49.224	55.250	257.6	7:58.836	3	1	2:09.851	28.192	50.187	51.472	250.5	7:09.555
4	1	3:31.957	1:35.111	56.037	1:00.809	207.5	11:30.793	4	1	2:08.486	27.638	49.316	51.532	251.7	9:18.041	
5	1	2:15.728	28.853	53.766	53.109	255.2	13:46.521	5	1	2:07.951	27.760	49.051	51.140	252.8	11:25.992	
6	1	2:07.877	27.605	48.826	51.446	257.6	15:54.398	6	1	2:07.568	27.551	48.939	51.078	254.0	13:33.560	
7	1	2:07.745	27.455	48.754	51.536	257.6	18:02.143	7	1	2:07.232	27.381	48.915	50.936	252.8	15:40.792	
8	1	2:07.470	27.353	48.748	51.369	257.6	20:09.613	8	1	2:10.651	28.824	49.511	52.316	255.2	17:51.443	
9	1	2:06.330	27.063	48.243	51.024	258.9	22:15.943	9	1	2:07.860	27.274	48.675	51.911	254.0	19:59.303	
10	1	2:07.742	26.978	48.562	52.202	258.9	24:23.685	10	1	2:08.959	27.461	49.959	51.539	255.2	22:08.262	
11	1	2:12.506	B	27.035	48.757	56.714	257.6	26:36.191	11	1	2:07.972	27.140	49.572	51.260	254.0	24:16.234
12	2	4:07.946	2:27.986	48.780	51.180	257.6	30:44.137	12	1	2:11.012	B	28.613	49.879	52.520	254.0	26:27.246
13	2	2:07.106	27.079	48.730	51.297	256.4	32:51.243	13	2	4:08.268	2:26.907	49.060	52.301	252.8	30:35.514	
14	2	2:06.879	27.099	48.593	51.187	255.2	34:58.122	14	2	2:06.648	27.335	48.466	50.847	252.8	32:42.162	
15	2	2:06.768	26.819	48.750	51.199	257.6	37:04.890	15	2	2:06.593	27.356	48.371	50.866	252.8	34:48.755	
16	2	2:06.479	26.962	48.269	51.248	256.4	39:11.369	16	2	2:06.457	27.512	48.289	50.656	251.7	36:55.212	
17	2	3:00.305	26.914	1:27.663	1:05.728	80.2	42:11.674	17	2	2:07.217	27.299	48.140	51.778	252.8	39:02.429	
18	2	2:06.889	27.123	48.460	51.306	255.2	44:18.563	18	2	2:58.908	27.380	1:14.259	1:17.269	80.2	42:01.337	
19	2	2:08.496	B	26.829	48.809	52.858	255.2	46:27.059	19	2	2:07.207	27.386	48.906	50.915	251.7	44:08.544
20	3	3:41.407	1:52.417	54.362	54.628	210.7	50:08.466	20	2	2:06.536	27.209	48.316	51.011	252.8	46:15.080	
21	3	2:06.550	27.018	48.273	51.259	258.9	52:15.016	21	2	2:09.048	B	27.613	49.300	52.135	249.4	48:24.128
22	3	2:08.591	27.056	48.387	53.148	258.9	54:23.607	22	3	3:39.736	1:57.920	49.836	51.980	239.5	52:03.864	
23	3	2:10.324	B	27.181	48.525	54.618	254.0	56:33.931	23	3	2:09.821	26.983	48.198	54.640	255.2	54:13.685
24	2	3:34.093	B	1:52.639	49.066	52.388	256.4	1:00:08.024	24	3	2:05.543	27.046	48.182	50.315	255.2	56:19.228
81 TF Sport Corvette Z06 LMGT3.R 1. Tom VAN ROMPUY 3. Charlie EASTWOOD LMGT3 2. Rui ANDRADE								25 3 2:09.330 27.521 49.061 52.748 252.8 58:28.558 26 3 2:05.178 26.803 48.050 50.325 255.2 1:00:33.736								
1	1	2:39.113	47.809	56.966	54.338	248.2	2:39.113									
2	1	2:13.854	B	29.052	50.000	54.802	249.4	4:52.967								
3	1	2:51.414	1:07.258	51.760	52.396	242.7	7:44.381									

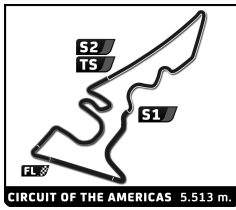


FIA WEC
Lone Star Le Mans
Free Practice 3

Sector Analysis

Lap under Red Flag							Invalidated Lap		Personal Best	Session Best	Crossing the pit lane				
Lap	D	Time	Sector 1	Sector 2	Sector 3	T. Spd	Elapsed	Lap	D	Time	Sector 1	Sector 2	Sector 3	T. Spd	Elapsed
83	AF Corse		3.Yifei YE		Ferrari 499P HYPERCAR H										
1	1	2:36.845	51.061	51.534	54.250	239.5	2:36.845	20	2	2:06.598	27.237	48.463	50.898	254.0	52:28.581
2	1	2:11.838	27.537	47.474	56.827	261.3	4:48.683	21	2	2:08.481	27.387	48.586	52.508	252.8	54:37.062
3	1	2:18.103	29.423	52.774	55.906	228.4	7:06.786	22	2	2:06.864	27.073	48.543	51.248	254.0	56:43.926
4	1	2:10.353	25.637	49.478	55.238	226.5	9:17.139	23	2	2:08.121	27.132	48.963	52.026	250.5	58:52.047
5	1	1:52.407	24.048	42.817	45.542	307.1	11:09.546	24	2	2:06.642	27.288	48.374	50.980	254.0	1:00:58.689
6	1	1:52.052	23.644	42.623	45.785	302.0	13:01.598								
7	1	2:33.217	36.183	1:02.656	54.378	248.2	15:34.815								
8	1	1:51.534	23.608	42.143	45.783	305.4	17:26.349								
9	1	2:26.765	26.746	57.613	1:02.406	151.8	19:53.114								
10	1	1:52.435 B	23.489	42.232	46.714	308.9	21:45.549								
11	3	4:21.711	2:49.461	44.506	47.744	300.3	26:07.260								
12	3	1:52.668	23.982	43.506	46.180	308.9	28:00.928								
13	3	1:52.767	23.769	42.831	46.167	303.7	29:53.695								
14	3	1:53.936	23.992	43.489	46.455	308.9	31:47.631								
15	3	1:54.146	24.003	43.686	46.457	280.2	33:41.777								
16	3	1:53.696	24.047	43.178	46.471	292.3	35:35.473								
17	3	1:54.360	24.005	43.090	47.265	284.6	37:29.833								
18	3	1:52.501	23.980	43.028	46.493	297.0	39:23.334								
19	3	2:55.453 B	24.053	1:28.596	1:02.804	77.5	42:18.787								
20	2	2:50.280	1:18.476	44.965	46.839	305.4	45:09.067								
21	2	1:53.231	23.824	42.697	46.710	297.0	47:02.298								
22	2	1:52.787	23.776	42.751	46.260	292.3	48:55.085								
23	2	1:52.816	23.816	42.824	46.176	284.6	50:47.901								
24	2	1:53.383	23.726	42.946	46.711	280.2	52:41.284								
25	2	1:53.977	23.671	43.085	47.221	283.1	54:35.261								
26	2	1:55.583	24.432	44.002	47.149	278.8	56:30.844								
27	2	1:54.017	23.779	43.096	47.142	290.7	58:24.861								
28	2	1:52.753	23.575	42.810	46.368	281.7	1:00:17.614								
85	Iron Dames		3.Michelle GATTING		Lamborghini Huracan LMGT3 Evo2										
1	3	3:02.132	1:14.730	52.704	54.698	246.0	3:02.132								
2	3	2:07.729	27.716	48.819	51.194	254.0	5:09.861								
3	3	2:06.531	27.194	48.439	50.898	255.2	7:16.392								
4	3	2:12.423	30.902	50.620	50.901	254.0	9:28.815								
5	3	2:05.915	27.007	48.242	50.666	254.0	11:34.730								
6	3	2:07.560	26.918	50.279	50.363	255.2	13:42.290								
7	3	2:10.756 B	27.499	50.136	53.121	235.3	15:53.046								
8	1	8:01.190	6:14.949	52.343	53.898	250.5	23:54.236								
9	1	2:12.780	28.350	50.742	53.688	250.5	26:07.016								
10	1	2:06.405	27.036	48.928	50.441	254.0	28:13.421								
11	1	2:19.953	28.299	55.541	56.113	178.2	30:33.374								
12	1	2:06.373	27.357	48.385	50.631	254.0	32:39.747								
13	1	2:05.751	26.950	48.076	50.725	252.8	34:45.498								
14	1	2:07.131 B	26.922	48.294	51.915	252.8	36:52.629								
15	2	4:52.278	2:22.684	1:02.662	1:26.932	79.2	41:44.907								
16	2	2:11.502	30.610	49.142	51.750	252.8	43:56.409								
17	2	2:10.713	28.009	49.482	53.222	180.0	46:07.122								
18	2	2:06.421	27.121	48.495	50.805	255.2	48:13.543								
19	2	2:08.440	27.222	48.542	52.676	251.7	50:21.983								
87	Akkodis ASP Team		3.Jose Maria LOPEZ		Lexus RC F LMGT3 LMGT3										
1	1	3:22.651	1:25.067	58.997	58.587	209.9	3:22.651								
2	1	2:17.179	29.436	53.077	54.666	254.0	5:39.830								
3	1	2:11.355	28.054	49.537	53.764	258.9	7:51.185								
4	1	2:09.911	27.211	49.389	53.311	257.6	10:01.096								
5	1	2:12.343	27.583	50.395	54.365	257.6	12:13.439								
6	1	2:13.572 B	26.955	49.450	57.167	256.4	14:27.011								
7	1	3:42.289	1:46.331	58.490	57.468	215.7	18:09.300								
8	1	2:13.454	29.018	51.306	53.130	256.4	20:22.754								
9	1	2:08.007	27.239	48.924	51.844	257.6	22:30.761								
10	1	2:07.639	26.878	48.804	51.957	256.4	24:38.400								
11	1	2:14.706	28.785	52.182	53.739	252.8	26:53.106								
12	1	2:10.610	27.259	49.741	53.610	257.6	29:03.716								
13	1	2:11.823 B	27.038	48.638	56.147	257.6	31:15.539								
14	1	4:31.606	2:47.739	50.479	53.388	256.4	35:47.145								
15	1	2:09.803	27.387	49.495	52.921	257.6	37:56.948								
16	1	2:12.336 B	27.040	48.879	56.417	257.6	40:09.284								
17	3	6:02.559	4:01.239	59.815	1:01.505	243.8	46:11.843								
18	3	2:20.202	27.164	54.312	58.726	235.3	48:32.045								
19	3	2:06.018	26.794	48.366	50.858	257.6	50:38.063								
20	3	2:06.093	26.914	47.972	51.207	257.6	52:44.156								
21	3	2:05.792	26.750	47.920	51.122	256.4	54:49.948								
22	3	2:16.207	26.923	51.994	57.290	211.5	57:06.155								
23	3	2:05.769	26.800	48.131	50.838	256.4	59:11.924								
24	3	2:07.993	26.911	48.428	52.654	257.6	1:01:19.917								
88	Proton Competition		3.Dennis OLSEN		Ford Mustang LMGT3 LMGT3										
1	1	3:53.316	2:05.220	53.074	55.022	249.4	3:53.316								
2	1	2:10.129	28.214	50.149	51.766	256.4	6:03.445								
3	1	2:07.962	27.075	49.171	51.716	257.6	8:11.407								
4	1	2:07.079	27.044	48.875	51.160	257.6	10:18.486								
5	1	2:10.044 B	27.955	48.750	53.339	257.6	12:28.530								
6	2	4:39.580	2:59.389	48.854	51.337	254.0	17:08.110								
7	2	2:06.177	26.990	48.426	50.761	254.0	19:14.287								
8	2	2:06.568	26.956	48.763	50.849	254.0	21:20.855								
9	2	2:06.543	27.064	48.530	50.949	254.0	23:27.398								
10	2	2:07.788	27.268	48.813	51.707	254.0	25:35.186								
11	2	2:06.878	27.059	48.733	51.086	255.2	27:42.064								
12	2	2:07.063	27.164	48.583	51.316	254.0	29:49.127								
13	2	2:06.787	26.993	48.625	51.169	256.4	31:55.914								
14	2	2:09.986 B	27.507	48.957	53.522	255.2	34:05.900								
15	3	6:50.985	4:44.150	48.728	1:18.107	254.0	40:56.885								
16	3	2:34.277	54.691	48.671	50.915	256.4	43:31.162								
17	3	2:07.256	27.321	48.504	51.431	255.2	45:38.418								
18	3	2:06.817	27.189	48.601	51.027	254.0	47:45.235								





FIA WEC

Lone Star Le Mans

Free Practice 3

Sector Analysis

Lap under Red Flag Invalidated Lap Personal Best Session Best Crossing the pit lane

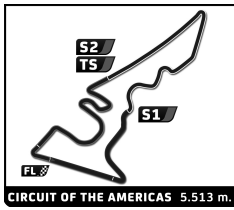
Lap	D	Time	Sector 1	Sector 2	Sector 3	T. Spd	Elapsed	Lap	D	Time	Sector 1	Sector 2	Sector 3	T. Spd	Elapsed
19	3	2:06.656	26.907	48.766	50.983	256.4	49:51.891	17	1	2:07.738	27.346	49.347	51.045	252.8	39:15.523
20	3	2:06.473	26.991	48.540	50.942	255.2	51:58.364	18	1	3:01.854 B	27.413	1:29.590	1:04.851	80.4	42:17.377
21	3	2:10.673 B	27.753	50.015	52.905	254.0	54:09.037	19	1	5:20.920	3:35.987	52.070	52.863	248.2	47:38.297
22	1	3:32.714	1:50.021	50.357	52.336	250.5	57:41.751	20	1	2:12.000	28.465	50.763	52.772	249.4	49:50.297
23	1	2:09.721	27.878	49.551	52.292	255.2	59:51.472	21	1	2:06.472	27.380	48.623	50.469	251.7	51:56.769
24	1	2:08.517	27.593	49.116	51.808	255.2	1:01:59.989	22	1	2:13.218	28.882	52.074	52.262	252.8	54:09.987

91		Manthey EMA		Porsche 911 GT3 R LMGTS3			
		1.Yasser SHAHIN		LMGTS3			
		2.Morris SCHURING					
1	3	3:00.168	1:08.335	53.494	58.339	186.8	3:00.168
2	3	2:08.731	28.239	49.163	51.329	251.7	5:08.899
3	3	2:07.082	27.329	48.951	50.802	252.8	7:15.981
4	3	2:06.434	27.361	48.661	50.412	255.2	9:22.415
5	3	2:08.900 B	27.270	48.543	53.087	252.8	11:31.315
6	1	4:05.411	2:16.983	54.753	53.675	250.5	15:36.726
7	1	2:09.033	27.813	49.351	51.869	252.8	17:45.759
8	1	2:09.239	27.495	49.621	52.123	252.8	19:54.998
9	1	2:10.715	27.438	49.272	54.005	252.8	22:05.713
10	1	2:11.967 B	27.648	50.086	54.233	251.7	24:17.680
11	1	3:58.385	2:05.821	55.836	56.728	209.9	28:16.065
12	1	2:08.243	27.659	49.304	51.280	251.7	30:24.308
13	1	2:10.522	28.032	48.843	53.647	252.8	32:34.830
14	1	2:21.194	27.451	48.584	1:05.159	255.2	34:56.024
15	1	2:06.742	27.554	48.573	50.615	254.0	37:02.766
16	1	2:06.735	27.388	48.664	50.683	254.0	39:09.501
17	1	3:06.197 B	27.820	1:28.149	1:10.228	80.2	42:15.698
18	2	3:39.103	1:56.801	50.618	51.684	249.4	45:54.801
19	2	2:07.419	27.323	48.668	51.428	252.8	48:02.220
20	2	2:07.403	27.255	48.996	51.152	252.8	50:09.623
21	2	2:06.661	27.197	48.686	50.778	252.8	52:16.284
22	2	2:08.392 B	27.171	49.103	52.118	252.8	54:24.676
23	3	3:22.342	1:34.689	50.741	56.912	254.0	57:47.018
24	3	2:07.625	27.394	49.198	51.033	252.8	59:54.643
25	3	2:07.142	27.139	49.084	50.919	252.8	1:02:01.785

92		Manthey PureRxcing		Porsche 911 GT3 R LMGTS3			
		1.Aliaksandr MALYKHIN		LMGTS3			
		2.Joel STURM					
1	2	2:57.455	1:12.089	52.691	52.675	231.3	2:57.455
2	2	2:08.326	27.869	49.498	50.969	251.7	5:05.791
3	2	2:07.373	27.377	48.864	51.132	250.5	7:13.164
4	2	2:06.991	27.305	48.929	50.757	251.7	9:20.155
5	2	2:07.548 B	27.397	48.763	51.388	251.7	11:27.703
6	3	3:13.585	1:32.239	50.103	51.243	251.7	14:41.288
7	3	2:06.056	27.462	48.545	50.049	250.5	16:47.344
8	3	2:06.388	27.368	48.592	50.428	250.5	18:53.732
9	3	2:06.428	27.226	48.719	50.483	251.7	21:00.160
10	3	2:06.712	27.395	48.737	50.580	251.7	23:06.872
11	3	2:08.973 B	27.243	48.939	52.791	250.5	25:15.845
12	1	3:18.469	1:33.633	50.427	54.409	232.3	28:34.314
13	1	2:08.580	27.366	49.518	51.696	252.8	30:42.894
14	1	2:09.093	27.646	49.403	52.044	250.5	32:51.987
15	1	2:07.971	27.389	49.106	51.476	254.0	34:59.958
16	1	2:07.827	27.344	49.130	51.353	252.8	37:07.785

93		Peugeot TotalEnergies		Peugeot 9X8 HYPERCAR H			
		1.Mikkel JENSEN		3.Jean-Eric VERGNE			
		2.Nico MÜLLER					
1	1	7:43.170	6:05.449	47.730	49.991	250.5	7:43.170
2	1	1:55.248	24.738	43.392	47.118	300.3	9:38.418
3	1	1:55.295	24.552	44.002	46.741	300.3	11:33.713
4	1	1:52.612	23.847	43.057	45.708	300.3	13:26.325
5	1	1:52.431	23.687	42.747	45.997	308.9	15:18.756
6	1	1:54.957	24.584	43.540	46.833	292.3	17:13.713
7	1	1:53.458	23.796	43.027	46.635	297.0	19:07.171
8	1	1:54.062 B	23.744	42.709	47.609	295.4	21:01.233
9	3	3:07.595	1:35.173	45.355	47.067	303.7	24:08.828
10	3	1:55.056	24.878	43.181	46.997	287.6	26:03.884
11	3	1:54.250	23.914	43.342	46.994	290.7	27:58.134
12	3	1:54.017	23.856	43.302	46.859	292.3	29:52.151
13	3	1:55.023	24.282	43.871	46.870	293.8	31:47.174
14	3	1:55.490 B	23.797	43.482	48.211	295.4	33:42.664
15	3	3:54.180	2:24.138	43.166	46.876	300.3	37:36.844
16	3	1:55.470	23.869	44.120	47.481	295.4	39:32.314
17	3	2:55.587	24.319	1:37.180	54.088	80.4	42:27.901
18	3	1:53.944	23.854	43.002	47.088	293.8	44:21.845
19	3	1:55.465 B	23.895	43.703	47.867	293.8	46:17.310
20	2	4:01.260	2:29.050	43.578	48.632	284.6	50:18.570
21	2	1:55.981	24.287	43.429	48.265	293.8	52:14.551
22	2	1:58.090 B	24.067	44.471	49.552	297.0	54:12.641

94		Peugeot TotalEnergies		Peugeot 9X8 HYPERCAR H			
		1.Paul DI RESTA		3.Stoffel VANDOORNE			
		2.Loic DUVAL					
1	1	4:14.834	2:36.543	48.195	50.096	241.6	4:14.834
2	1	1:57.319	25.266	44.508	47.545	271.8	6:12.153
3	1	1:53.059	23.926	42.555	46.578	307.1	8:05.212
4	1	2:09.233	28.924	47.847	52.462	231.3	10:14.445
5	1	1:52.536	23.672	42.727	46.137	303.7	12:06.981
6	1	1:55.754 B	24.020	43.273	48.461	303.7	14:02.735
7	3	5:02.092	3:22.099	50.961	49.032	254.0	19:04.827
8	3	1:56.630	24.333	44.372	47.925	216.6	21:01.457
9	3	1:55.449	24.520	43.936	46.993	287.6	22:56.906
10	3	1:55.567	24.325	43.637	47.605	280.2	24:52.473
11	3	1:54.478	24.045	43.310	47.123	287.6	26:46.951
12	3	1:53.979	24.064	43.108	46.807	289.1	28:40.930
13	3	1:55.899	24.813	44.036	47.050	293.8	30:36.829
14	3	1:55.744	24.334	44.148	47.262	286.1	32:32.573
15	3	1:54.304	24.186	43.442	46.676	290.7	34:26.877
16	3	1:53.746	23.924	43.071	46.751	287.6	36:20.623



FIA WEC

Lone Star Le Mans

Free Practice 3

Sector Analysis

Lap under Red Flag													Invalidated Lap	Personal Best	Session Best	B Crossing the pit lane
Lap	D	Time	Sector 1	Sector 2	Sector 3	T. Spd	Elapsed	Lap	D	Time	Sector 1	Sector 2	Sector 3	T. Spd	Elapsed	
17	3	1:53.617	23.933	43.028	46.656	284.6	38:14.240	17	2	2:00.245	24.379	44.250	51.616	298.7	37:46.293	
18	3	1:59.258 B	24.115	42.976	52.167	290.7	40:13.498	18	2	1:54.266	24.300	43.221	46.745	298.7	39:40.559	
19	2	3:44.541	2:12.618	44.429	47.494	298.7	43:58.039	19	2	2:58.814	33.956	1:36.415	48.443	202.8	42:39.373	
20	2	1:56.190	24.615	43.772	47.803	286.1	45:54.229	20	2	1:54.540	24.359	43.186	46.995	280.2	44:33.913	
21	2	1:55.672	24.156	43.606	47.910	284.6	47:49.901	21	2	1:54.976	24.252	43.169	47.555	277.3	46:28.889	
22	2	1:58.759 B	23.990	44.234	50.535	295.4	49:48.660	22	2	1:55.212	24.513	43.456	47.243	278.8	48:24.101	
95 United Autosports <small>McLaren 720S LMG3 Evo</small>																
1. Joshua CAYGILL 3. Marino SATO LMG3																
2. Nicolas PINO																
1	3	3:23.728	1:28.019	58.459	57.250	204.4	3:23.728	23	2	1:54.806	24.374	43.370	47.062	298.7	50:18.907	
2	3	2:15.526	30.293	51.886	53.347	243.8	5:39.254	24	2	1:56.566	24.817	43.991	47.758	295.4	52:15.473	
3	3	2:17.631 B	27.627	49.521	1:00.483	252.8	7:56.885	25	2	1:57.587	24.438	44.164	48.985	298.7	54:13.060	
4	1	4:07.580	2:09.231	59.758	58.591	228.4	12:04.465	26	2	1:55.800	24.459	44.342	46.999	295.4	56:08.860	
5	1	2:17.970	30.135	55.099	52.736	220.1	14:22.435	27	2	1:54.380	24.326	43.046	47.008	295.4	58:03.240	
6	1	2:07.506	27.550	49.116	50.840	252.8	16:29.941	28	2	1:55.648	24.131	44.651	46.866	298.7	59:58.888	
7	1	2:07.284	27.398	48.641	51.245	252.8	18:37.225	29	2	1:55.373	24.114	44.448	46.811	298.7	1:01:54.261	
8	1	2:06.927	27.264	48.804	50.859	252.8	20:44.152	777 D'Station Racing <small>Aston Martin Vantage AMR LMG3</small>								
9	1	2:15.937	27.620	54.738	53.579	254.0	23:00.089	1. Clément MATEU 3. Marco SØRENSEN LMG3								
10	1	2:06.117	27.134	48.598	50.385	255.2	25:06.206	2. Erwan BASTARD								
11	1	2:06.218	27.221	48.477	50.520	255.2	27:12.424	1	1	3:32.619	1:30.931	1:00.991	1:00.697	169.9	3:32.619	
12	1	2:09.330 B	27.376	48.665	53.289	255.2	29:21.754	2	1	2:24.205	32.499	55.662	56.044	199.9	5:56.824	
13	2	4:27.388	2:46.876	49.753	50.759	254.0	33:49.142	3	1	2:17.923	29.447	54.340	54.136	230.3	8:14.747	
14	2	2:06.098	27.332	48.462	50.304	254.0	35:55.240	4	1	2:21.830 B	29.291	54.017	58.522	221.9	10:36.577	
15	2	2:05.824	27.169	48.283	50.372	256.4	38:01.064	5	1	4:29.174	2:44.570	50.672	53.932	248.2	15:05.751	
16	2	2:09.715	27.422	48.347	53.946	256.4	40:10.779	6	1	2:07.834	27.566	48.714	51.554	252.8	17:13.585	
17	2	2:58.169	59.389	1:06.769	52.011	256.4	43:08.948	7	1	2:07.566	27.522	48.967	51.077	249.4	19:21.151	
18	2	2:07.737 B	27.679	48.263	51.795	256.4	45:16.685	8	1	2:07.770	27.306	48.949	51.515	254.0	21:28.921	
19	3	3:16.936	1:37.327	48.564	51.045	255.2	48:33.621	9	1	2:18.514 B	29.396	52.944	56.174	250.5	23:47.435	
20	3	2:06.402	27.392	48.303	50.707	254.0	50:40.023	10	1	4:24.023	2:37.746	53.738	52.539	250.5	28:11.458	
21	3	2:07.984	27.382	48.104	52.498	254.0	52:48.007	11	1	2:07.156	27.322	48.302	51.532	252.8	30:18.614	
22	3	2:06.407	27.202	48.165	51.040	256.4	54:54.414	12	1	2:06.854	27.373	48.442	51.039	250.5	32:25.468	
23	3	2:06.096	27.140	48.283	50.673	254.0	57:00.510	13	1	2:06.782	27.235	48.511	51.036	254.0	34:32.250	
24	3	2:15.481	27.033	48.707	59.741	254.0	59:15.991	14	1	2:06.209	27.059	48.300	50.850	254.0	36:38.459	
25	3	2:06.031	27.002	48.118	50.911	252.8	1:01:22.022	15	1	2:06.920	27.253	48.561	51.106	252.8	38:45.379	
99 Proton Competition <small>Porsche 963 HYPERCAR H</small>																
1. Harry TINCKNELL 3. Julien ANDLAUER																
2. Neel JANI																
1	3	2:53.389	1:11.694	50.155	51.540	221.0	2:53.389	16	1	2:42.472 B	27.514	49.598	1:25.360	99.9	41:27.851	
2	3	2:06.008	25.733	46.101	54.174	286.1	4:59.397	17	2	4:14.336	2:34.104	49.377	50.855	249.4	45:42.187	
3	3	1:53.819	24.262	43.159	46.398	290.7	6:53.216	18	2	2:07.587	27.468	48.997	51.122	251.7	47:49.774	
4	3	1:55.429	24.381	43.063	47.985	295.4	8:48.645	19	2	2:07.515	27.310	48.824	51.371	251.7	49:57.289	
5	3	1:56.503	24.348	43.290	48.865	292.3	10:45.148	20	2	2:09.091	27.368	49.796	51.927	252.8	52:06.380	
6	3	1:53.898	24.099	43.160	46.639	292.3	12:39.046	21	2	2:07.674	27.208	48.747	51.719	252.8	54:14.054	
7	3	1:58.896 B	24.042	44.065	50.789	256.4	14:37.942	22	2	2:09.354 B	27.544	48.635	53.175	254.0	56:23.408	
8	3	3:28.268	1:51.017	49.168	48.083	247.1	18:06.210	23	2	2:56.687	1:13.494	48.809	54.384	251.7	59:20.095	
9	3	1:57.391	25.194	43.740	48.457	284.6	20:03.601	24	2	2:06.334	27.070	48.262	51.002	254.0	1:01:26.429	
10	3	1:54.145	24.049	43.544	46.552	295.4	21:57.746									
11	3	1:51.828	23.586	42.543	45.699	297.0	23:49.574									
12	3	1:56.637	23.734	42.904	49.999	275.9	25:46.211									
13	3	1:57.013 B	23.748	42.808	50.457	295.4	27:43.224									
14	2	4:12.046	2:38.024	44.708	49.314	293.8	31:55.270									
15	2	1:55.072	24.490	43.465	47.117	297.0	33:50.342									
16	2	1:55.706	24.413	43.391	47.902	300.3	35:46.048									