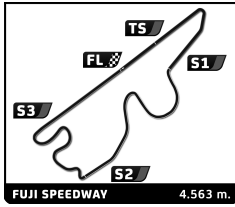


FIA WEC 6 Hours of Fuji Race

Pit Stop Analysis

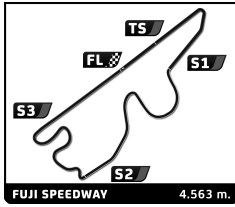
No	In Time	In Driver	Out Time	Out Driver	Pit Time	T. Pit Time	No	In Time	In Driver	Out Time	Out Driver	Pit Time	T. Pit Time
2	Cadillac Racing Cadillac V-Series.R HYPERCAR H						15	BMW M Team WRT BMW M HYBRID V8 HYPERCAR H					
1	12:09:51.290	E. BAMBER	12:11:12.537	A. LYNN	1:21.247	1:21.247	1	12:09:52.380	M. WITTMANN	12:11:14.138	M. WITTMANN	1:21.758	1:21.758
2	13:29:29.999	A. LYNN	13:30:57.955	E. BAMBER	1:27.956	2:49.203	2	12:25:38.055	M. WITTMANN	12:26:39.770	R. MARCIELLO	1:01.715	2:23.473
3	13:49:46.381	E. BAMBER	13:50:37.540	E. BAMBER	51.159	3:40.362	3	13:35:41.182	R. MARCIELLO	13:37:04.659	R. MARCIELLO	1:23.477	3:46.950
4	14:58:12.646	E. BAMBER	14:59:41.041	A. LYNN	1:28.395	5:08.757	4	14:25:20.251	R. MARCIELLO	14:26:39.799	D. VANTHOOR	1:19.548	5:06.498
5	15:17:17.884	A. LYNN	15:18:10.204	A. LYNN	52.320	6:01.077	5	15:17:51.595	D. VANTHOOR	15:19:18.288	D. VANTHOOR	1:26.693	6:33.191
6	16:12:43.316	A. LYNN	16:13:47.666	E. BAMBER	1:04.350	7:05.427	6	16:29:14.036	D. VANTHOOR	16:30:15.509	D. VANTHOOR	1:01.473	7:34.664
5	Porsche Penske Motorsport Porsche 963 HYPERCAR H						20	BMW M Team WRT BMW M HYBRID V8 HYPERCAR H					
1	11:04:01.572	F. MAKOWIECKI	11:05:46.380	F. MAKOWIECKI	1:44.808	1:44.808	1	12:07:34.775	R. RAST	12:12:15.310	R. FRIJNS	4:40.535	4:40.535
2	11:13:46.733	F. MAKOWIECKI	11:14:31.397	F. MAKOWIECKI	44.664	2:29.472	2	12:24:20.773	R. FRIJNS	12:25:01.928	R. FRIJNS	41.155	5:21.690
3	11:59:41.528	F. MAKOWIECKI	12:00:53.496	F. MAKOWIECKI	1:11.968	3:41.440	3	13:38:08.449	R. FRIJNS	13:39:34.784	S. VAN DER LINDE	1:26.335	6:48.025
4	13:09:38.574	F. MAKOWIECKI	13:10:59.745	M. CHRISTENSEN	1:21.171	5:02.611	4	14:45:50.574	S. VAN DER LINDE	14:47:13.938	R. RAST	1:23.364	8:11.389
5	14:09:40.646	M. CHRISTENSEN	14:11:01.221	M. CHRISTENSEN	1:20.575	6:23.186	5	15:14:00.713	R. RAST	15:15:06.465	R. FRIJNS	1:05.752	9:17.141
6	15:01:52.656	M. CHRISTENSEN	15:03:08.659	M. CAMPBELL	1:16.003	7:39.189	6	16:25:15.436	R. FRIJNS	16:26:21.687	S. VAN DER LINDE	1:06.251	10:23.392
6	Porsche Penske Motorsport Porsche 963 HYPERCAR H						27	Heart of Racing Team Aston Martin Vantage AMR LMGT3 LMGT3					
1	12:11:26.640	L. VANTHOOR	12:12:47.574	L. VANTHOOR	1:20.934	1:20.934	1	12:02:40.594	I. JAMES	12:03:53.299	I. JAMES	1:12.705	1:12.705
2	13:29:27.497	L. VANTHOOR	13:30:54.485	A. LOTTERER	1:26.988	2:47.922	2	12:27:19.639	I. JAMES	12:28:07.503	I. JAMES	47.864	2:00.569
3	14:34:39.934	A. LOTTERER	14:36:00.379	A. LOTTERER	1:20.445	4:08.367	3	12:57:25.615	I. JAMES	12:58:34.839	D. MANCINELLI	1:09.224	3:09.793
4	15:14:23.670	A. LOTTERER	15:15:35.117	K. ESTRE	1:11.447	5:19.814	4	13:53:23.798	D. MANCINELLI	13:54:47.784	D. MANCINELLI	1:23.986	4:33.779
5	16:27:32.445	K. ESTRE	16:28:35.976	K. ESTRE	1:03.531	6:23.345	5	14:55:57.432	D. MANCINELLI	14:57:27.794	A. RIBERAS	1:30.362	6:04.141
6	17:11:38.281	M. CONWAY	17:12:58.660	M. CONWAY	1:20.379	7:43.724	6	15:15:30.389	A. RIBERAS	15:16:25.321	A. RIBERAS	54.932	6:59.073
7	Toyota Gazoo Racing Toyota GR010 - Hybrid HYPERCAR H						31	Team WRT BMW M4 LMGT3 LMGT3					
1	12:11:38.281	M. CONWAY	12:12:58.660	M. CONWAY	1:20.379	1:20.379	1	12:03:07.889	D. LEUNG	12:04:18.091	D. LEUNG	1:10.202	1:10.202
2	12:25:59.941	M. CONWAY	12:26:40.408	M. CONWAY	40.467	2:00.846	2	12:28:19.686	D. LEUNG	12:29:37.143	D. LEUNG	1:17.457	2:27.659
3	13:31:25.967	M. CONWAY	13:32:44.450	N. DE VRIES	1:18.483	3:19.329	3	13:23:27.485	D. LEUNG	13:24:35.433	A. FARFUS	1:07.948	3:35.607
4	14:36:32.563	N. DE VRIES	14:37:21.095	N. DE VRIES	48.532	4:07.861	4	14:20:13.246	A. FARFUS	14:21:39.073	S. GELAE	1:25.827	5:01.434
5	14:59:51.354	N. DE VRIES	15:01:20.894	K. KOBAYASHI	1:29.540	5:37.401	5	15:18:00.017	S. GELAE	15:19:34.402	S. GELAE	1:34.385	6:35.819
6	15:17:18.312	K. KOBAYASHI	15:17:59.666	K. KOBAYASHI	41.354	6:18.755	6	16:14:06.102	S. GELAE	16:15:23.948	A. FARFUS	1:17.846	7:53.665
8	Toyota Gazoo Racing Toyota GR010 - Hybrid HYPERCAR H						35	Alpine Endurance Team Alpine A424 HYPERCAR H					
1	12:10:04.793	S. BUEMI	12:11:25.703	S. BUEMI	1:20.910	1:20.910	1	12:12:11.015	F. HABSBURG	12:13:31.185	J. GOUNON	1:20.170	1:20.170
2	12:26:01.176	S. BUEMI	12:26:42.522	S. BUEMI	41.346	2:02.256	2	12:27:10.340	J. GOUNON	12:27:51.109	J. GOUNON	40.769	2:00.939
3	13:39:09.031	S. BUEMI	13:40:33.118	B. HARTLEY	1:24.087	3:26.343	3	13:41:01.271	J. GOUNON	13:42:28.816	C. MILESI	1:27.545	3:28.484
4	14:46:47.254	B. HARTLEY	14:48:12.722	R. HIRAKAWA	1:25.468	4:51.811	4	14:50:03.027	C. MILESI	14:51:28.962	C. MILESI	1:25.935	4:54.419
5	15:15:15.632	R. HIRAKAWA	15:16:05.906	R. HIRAKAWA	50.274	5:42.085	5	15:15:34.784	C. MILESI	15:16:30.126	C. MILESI	55.342	5:49.761
6	16:01:44.994	R. HIRAKAWA	16:02:53.638	R. HIRAKAWA	1:08.644	6:50.729	6	16:12:28.471	C. MILESI	16:13:31.316	C. MILESI	1:02.845	6:52.606
7	16:47:36.750	R. HIRAKAWA	16:48:06.074	R. HIRAKAWA	29.324	7:20.053	7	16:36:37.634	C. MILESI	16:37:07.021	C. MILESI	29.387	7:21.993
12	Hertz Team JOTA Porsche 963 HYPERCAR H						36	Alpine Endurance Team Alpine A424 HYPERCAR H					
1	12:09:01.080	W. STEVENS	12:10:23.166	W. STEVENS	1:22.086	1:22.086	1	12:10:29.538	M. SCHUMACHER	12:11:51.043	M. VAXIVIERE	1:21.505	1:21.505
2	12:23:34.554	W. STEVENS	12:24:15.712	W. STEVENS	41.158	2:03.244	2	12:26:48.371	M. VAXIVIERE	12:27:34.921	M. VAXIVIERE	46.550	2:08.055
3	13:37:41.543	W. STEVENS	13:39:03.411	C. ILOTT	1:21.868	3:25.112	3	13:29:58.644	M. VAXIVIERE	13:30:28.076	M. VAXIVIERE	29.432	2:37.487
4	14:45:24.143	C. ILOTT	14:46:49.086	C. ILOTT	1:24.943	4:50.055	4	13:43:03.333	M. VAXIVIERE	13:44:28.731	N. LAPIERRE	1:25.398	4:02.885
5	15:15:41.470	C. ILOTT	15:16:52.722	N. NATO	1:11.252	6:01.307	5	14:52:19.007	N. LAPIERRE	14:53:45.291	M. SCHUMACHER	1:26.284	5:29.169
6	16:17:14.871	N. NATO	16:18:10.098	N. NATO	55.227	6:56.534							



FIA WEC 6 Hours of Fuji Race

Pit Stop Analysis

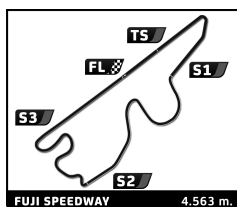
No	In Time	In Driver	Out Time	Out Driver	Pit Time	T. Pit Time	No	In Time	In Driver	Out Time	Out Driver	Pit Time	T. Pit Time
6	15:17:33.889	M. SCHUMACHER	15:18:19.905	M. SCHUMACHER	46.016	6:15.185	5	12:50:34.356	F. HERIAU	12:51:49.134	A. ROVERA	1:14.778	5:25.983
7	16:26:35.971	M. SCHUMACHER	16:27:40.494	M. SCHUMACHER	1:04.523	7:19.708	6	13:46:36.971	A. ROVERA	13:48:14.941	S. MANN	1:37.970	7:03.953
38	Hertz Team JOTA Porsche 963 HYPERCAR H						8	15:19:44.597	S. MANN	15:20:54.172	S. MANN	1:09.575	9:27.998
1	12:10:39.322	P. HANSON	12:11:45.405	P. HANSON	1:06.083	1:06.083	9	16:07:18.582	S. MANN	16:08:32.517	A. ROVERA	1:13.935	10:41.933
2	12:26:38.204	P. HANSON	12:27:31.690	P. HANSON	53.486	1:59.569	59	United Autosports McLaren 720S LMGT3 Evo LMGT3					
3	13:39:19.624	P. HANSON	13:40:46.226	J. BUTTON	1:26.602	3:26.171	1	12:02:38.132	J. COTTINGHAM	12:03:55.088	N. COSTA	1:16.956	1:16.956
4	14:47:08.521	J. BUTTON	14:48:33.246	J. BUTTON	1:24.725	4:50.896	2	12:27:09.659	N. COSTA	12:28:25.449	N. COSTA	1:15.790	2:32.746
5	15:16:18.438	J. BUTTON	15:17:22.256	O. RASMUSSEN	1:03.818	5:54.714	3	13:31:21.802	N. COSTA	13:32:35.540	G. SAUCY	1:13.738	3:46.484
6	16:15:45.321	O. RASMUSSEN	16:16:43.313	O. RASMUSSEN	57.992	6:52.706	4	14:26:46.493	G. SAUCY	14:28:10.837	J. COTTINGHAM	1:24.344	5:10.828
46	Team WRT BMW M4 LMGT3 LMGT3						5	14:52:39.874	J. COTTINGHAM	14:53:09.401	J. COTTINGHAM	29.527	5:40.355
1	12:02:52.583	A. AL HARTHY	12:04:05.752	A. AL HARTHY	1:13.169	1:13.169	6	15:17:36.895	J. COTTINGHAM	15:18:54.108	N. COSTA	1:17.213	6:57.568
2	12:27:52.103	A. AL HARTHY	12:28:51.130	A. AL HARTHY	59.027	2:12.196	7	16:18:54.831	N. COSTA	16:20:01.459	G. SAUCY	1:06.628	8:04.196
3	13:25:04.558	A. AL HARTHY	13:26:25.767	V. ROSSI	1:21.209	3:33.405	60	Iron Lynx Lamborghini Huracan LMGT3 Evo2 LMGT3					
4	14:19:51.967	V. ROSSI	14:21:05.803	M. MARTIN	1:13.836	4:47.241	1	11:13:45.837	C. SCHIAVONI	11:14:28.668	C. SCHIAVONI	42.831	42.831
5	15:14:09.543	M. MARTIN	15:15:29.879	V. ROSSI	1:20.336	6:07.577	2	12:13:01.161	C. SCHIAVONI	12:14:16.514	M. CRESSONI	1:15.353	1:58.184
6	16:10:30.664	V. ROSSI	16:11:47.439	M. MARTIN	1:16.775	7:24.352	3	12:52:14.345	M. CRESSONI	12:52:43.713	M. CRESSONI	29.368	2:27.552
50	Ferrari AF Corse Ferrari 499P HYPERCAR H						4	13:22:15.646	M. CRESSONI	13:23:46.775	M. CRESSONI	1:31.129	3:58.681
1	12:10:16.030	M. MOLINA	12:11:33.558	N. NIELSEN	1:17.528	1:17.528	5	14:17:02.242	M. CRESSONI	14:18:25.374	F. PERERA	1:23.132	5:21.813
2	12:26:13.404	N. NIELSEN	12:27:09.795	N. NIELSEN	56.391	2:13.919	6	15:14:34.380	F. PERERA	15:16:12.639	C. SCHIAVONI	1:38.259	7:00.072
3	13:38:47.273	N. NIELSEN	13:40:08.400	N. NIELSEN	1:21.127	3:35.046	7	15:52:47.737	C. SCHIAVONI	15:53:56.005	F. PERERA	1:08.268	8:08.340
4	14:46:50.824	N. NIELSEN	14:48:18.019	A. FUOCO	1:27.195	5:02.241	8	16:46:50.652	F. PERERA	16:47:35.545	F. PERERA	44.893	8:53.233
5	15:15:36.051	A. FUOCO	15:16:34.196	A. FUOCO	58.145	6:00.386	63	Lamborghini Iron Lynx Lamborghini SC63 HYPERCAR H					
6	16:15:40.175	A. FUOCO	16:16:45.289	A. FUOCO	1:05.114	7:05.500	1	12:04:22.741	E. MORTARA	12:05:47.076	E. MORTARA	1:24.335	1:24.335
51	Ferrari AF Corse Ferrari 499P HYPERCAR H						2	12:27:14.225	E. MORTARA	12:27:59.091	E. MORTARA	44.866	2:09.201
1	11:13:25.836	A. GIOVINAZZI	11:14:49.159	A. GIOVINAZZI	1:23.323	1:23.323	3	13:42:41.562	E. MORTARA	13:44:25.313	D. KVYAT	1:43.751	3:52.952
2	12:17:06.767	A. GIOVINAZZI	12:18:22.127	A. GIOVINAZZI	1:15.360	2:38.683	4	14:52:19.950	D. KVYAT	14:53:48.878	D. KVYAT	1:28.928	5:21.880
3	13:09:49.323	A. GIOVINAZZI	13:11:02.929	A. PIER GUIDI	1:13.606	3:52.289	77	Proton Competition Ford Mustang LMGT3 LMGT3					
4	14:10:10.829	A. PIER GUIDI	14:11:31.198	A. PIER GUIDI	1:20.369	5:12.658	1	12:04:41.566	R. HARDWICK	12:05:54.908	R. HARDWICK	1:13.342	1:13.342
5	15:10:12.243	A. PIER GUIDI	15:11:35.204	J. CALADO	1:22.961	6:35.619	2	12:46:58.873	R. HARDWICK	12:47:28.290	R. HARDWICK	29.417	1:42.759
6	15:51:42.879	J. CALADO	15:55:23.213	J. CALADO	3:40.334	10:15.953	3	12:49:14.881	R. HARDWICK	12:50:25.623	Z. ROBICHON	1:10.742	2:53.501
54	Vista AF Corse Ferrari 296 LMGT3 LMGT3						4	13:47:12.189	Z. ROBICHON	13:48:35.720	Z. ROBICHON	1:23.531	4:17.032
1	12:02:44.475	F. CASTELLACCI	12:04:12.467	T. FLOHR	1:27.992	1:27.992	5	14:49:56.318	Z. ROBICHON	14:51:35.503	B. BARKER	1:39.185	5:56.217
2	12:24:33.336	T. FLOHR	12:25:21.044	T. FLOHR	47.708	2:15.700	6	15:17:23.923	B. BARKER	15:18:49.478	B. BARKER	1:25.555	7:21.772
3	13:32:09.044	T. FLOHR	13:33:06.858	T. FLOHR	57.814	3:13.514	7	16:22:44.404	B. BARKER	16:24:14.367	B. BARKER	1:29.963	8:51.735
4	13:52:27.768	T. FLOHR	13:53:51.732	F. CASTELLACCI	1:23.964	4:37.478	78	Akkodis ASP Team Lexus RC F LMGT3 LMGT3					
5	14:49:37.229	F. CASTELLACCI	14:50:58.671	D. RIGON	1:21.442	5:58.920	1	12:01:18.780	A. ROBIN	12:02:28.141	K. VAN DER LINDE	1:09.361	1:09.361
6	15:15:53.933	D. RIGON	15:16:59.404	D. RIGON	1:05.471	7:04.391	2	12:24:27.579	K. VAN DER LINDE	12:25:33.792	A. ROBIN	1:06.213	2:15.574
7	16:17:12.231	D. RIGON	16:18:21.577	D. RIGON	1:09.346	8:13.737	3	13:18:11.617	A. ROBIN	13:19:18.848	C. SCHMID	1:07.231	3:22.805
55	Vista AF Corse Ferrari 296 LMGT3 LMGT3						4	14:15:04.192	C. SCHMID	14:16:31.678	K. VAN DER LINDE	1:27.486	4:50.291
1	11:09:19.242	F. HERIAU	11:10:31.907	F. HERIAU	1:12.665	1:12.665	5	15:12:15.828	K. VAN DER LINDE	15:13:40.462	C. SCHMID	1:24.634	6:14.925
2	11:14:00.522	F. HERIAU	11:14:30.135	F. HERIAU	29.613	1:42.278	6	16:07:13.733	C. SCHMID	16:08:28.049	K. VAN DER LINDE	1:14.316	7:29.241
3	12:08:22.048	F. HERIAU	12:09:36.379	F. HERIAU	1:14.331	2:56.609	81	TF Sport Corvette Z06 LMGT3.R LMGT3					
4	12:28:21.284	F. HERIAU	12:29:35.880	F. HERIAU	1:14.596	4:11.205							



FIA WEC 6 Hours of Fuji Race

Pit Stop Analysis

No	In Time	In Driver	Out Time	Out Driver	Pit Time	T. Pit Time	No	In Time	In Driver	Out Time	Out Driver	Pit Time	T. Pit Time
1	11:59:02.481	T. VAN ROMPUY	12:00:18.887	T. VAN ROMPUY	1:16.406	1:16.406	1	11:15:53.414	C. RIED	11:16:40.615	C. RIED	47.201	47.201
2	12:26:54.071	T. VAN ROMPUY	12:27:41.470	T. VAN ROMPUY	47.399	2:03.805	2	11:27:08.507	C. RIED	11:27:37.971	C. RIED	29.464	1:16.665
3	13:09:21.393	T. VAN ROMPUY	13:10:40.225	R. ANDRADE	1:18.832	3:22.637	3	12:15:19.599	C. RIED	12:16:47.104	M. PEDERSEN	1:27.505	2:44.170
4	14:03:51.288	R. ANDRADE	14:05:19.190	R. ANDRADE	1:27.902	4:50.539	4	13:26:58.240	M. PEDERSEN	13:28:25.755	D. OLSEN	1:27.515	4:11.685
5	15:00:59.913	R. ANDRADE	15:02:25.930	C. EASTWOOD	1:26.017	6:16.556	5	13:57:31.407	D. OLSEN	13:58:00.864	D. OLSEN	29.457	4:41.142
6	15:15:07.030	C. EASTWOOD	15:15:50.435	C. EASTWOOD	43.405	6:59.961	6	14:20:22.773	D. OLSEN	14:21:47.739	M. PEDERSEN	1:24.966	6:06.108
7	16:10:43.868	C. EASTWOOD	16:12:05.520	C. EASTWOOD	1:21.652	8:21.613	7	15:14:35.246	M. PEDERSEN	15:15:46.079	D. OLSEN	1:10.833	7:16.941
8	16:19:52.984	D. OLSEN	16:21:08.259	C. RIED	1:15.275	8:32.216	8	16:19:52.984	D. OLSEN	16:21:08.259	C. RIED	1:15.275	8:32.216
82 TF Sport Corvette Z06 LMGT3.R LMGT3							91 Manthey EMA Porsche 911 GT3 R LMGT3 LMGT3						
1	11:59:19.471	H. KOIZUMI	12:18:13.810	H. KOIZUMI	18:54.339	18:54.339	1	11:59:34.165	Y. SHAHIN	12:01:02.170	Y. SHAHIN	1:28.005	1:28.005
2	12:43:28.526	H. KOIZUMI	12:43:57.900	H. KOIZUMI	29.374	19:23.713	2	12:25:07.124	Y. SHAHIN	12:25:58.692	Y. SHAHIN	51.568	2:19.573
3	13:27:35.612	H. KOIZUMI	13:29:04.855	S. BAUD	1:29.243	20:52.956	3	12:48:45.630	Y. SHAHIN	12:50:21.790	M. SCHURING	1:36.160	3:55.733
4	14:08:23.263	S. BAUD	14:09:28.662	S. BAUD	1:05.399	21:58.355	4	13:47:05.473	M. SCHURING	13:48:19.856	M. SCHURING	1:14.383	5:10.116
5	15:09:34.339	S. BAUD	15:11:02.420	D. JUNCADELLA	1:28.081	23:26.436	5	14:49:45.538	M. SCHURING	14:51:11.667	R. LIETZ	1:26.129	6:36.245
6	15:32:51.167	D. JUNCADELLA	15:33:20.624	D. JUNCADELLA	29.457	23:55.893	6	15:16:19.457	R. LIETZ	15:17:24.004	R. LIETZ	1:04.547	7:40.792
7	16:00:41.550	D. JUNCADELLA	16:01:10.926	D. JUNCADELLA	29.376	24:25.269	7	15:45:41.251	R. LIETZ	15:46:58.509	R. LIETZ	1:17.258	8:58.050
8	16:21:38.662	D. JUNCADELLA	16:22:43.418	S. BAUD	1:04.756	25:30.025	8	16:41:48.245	R. LIETZ	16:42:37.059	R. LIETZ	48.814	9:46.864
83 AF Corse Ferrari 499P HYPERCAR H							92 Manthey PureRacing Porsche 911 GT3 R LMGT3 LMGT3						
1	11:13:26.811	R. KUBICA	11:14:34.705	R. KUBICA	1:07.894	1:07.894	1	12:03:02.984	A. MALYKHIN	12:04:11.510	A. MALYKHIN	1:08.526	1:08.526
2	11:27:17.290	R. KUBICA	11:28:20.142	R. KUBICA	1:02.852	2:10.746	2	12:24:42.557	A. MALYKHIN	12:25:50.154	A. MALYKHIN	1:07.597	2:16.123
3	12:19:44.116	R. KUBICA	12:20:53.265	R. KUBICA	1:09.149	3:19.895	3	13:25:08.004	A. MALYKHIN	13:26:18.473	J. STURM	1:10.469	3:26.592
4	12:26:20.075	R. KUBICA	12:27:10.196	R. KUBICA	50.121	4:10.016	4	14:21:44.966	J. STURM	14:23:11.568	J. STURM	1:26.602	4:53.194
5	13:14:30.732	R. KUBICA	13:15:39.800	Y. YE	1:09.068	5:19.084	5	15:16:58.499	J. STURM	15:18:18.724	K. BACHLER	1:20.225	6:13.419
6	14:15:55.917	Y. YE	14:17:07.166	Y. YE	1:11.249	6:30.333	6	16:17:12.999	K. BACHLER	16:18:17.854	K. BACHLER	1:04.855	7:18.274
7	15:06:25.195	Y. YE	15:07:51.837	R. SHWARTZMAN	1:26.642	7:56.975	93 Peugeot TotalEnergies Peugeot 9X8 HYPERCAR H						
8	16:00:26.047	R. SHWARTZMAN	16:00:55.423	R. SHWARTZMAN	29.376	8:26.351	1	12:10:40.736	J. VERGNE	12:11:59.594	J. VERGNE	1:18.858	1:18.858
9	16:21:02.733	R. SHWARTZMAN	16:22:12.264	R. SHWARTZMAN	1:09.531	9:35.882	2	12:27:14.868	J. VERGNE	12:27:56.784	J. VERGNE	41.916	2:00.774
10	16:50:01.275	R. SHWARTZMAN	16:50:30.648	R. SHWARTZMAN	29.373	10:05.255	3	13:31:46.721	J. VERGNE	13:32:16.047	J. VERGNE	29.326	2:30.100
85 Iron Dames Lamborghini Huracan LMGT3 Evo2 LMGT3							4	13:43:14.379	J. VERGNE	13:44:41.685	N. MÜLLER	1:27.306	3:57.406
1	12:04:18.639	S. BOVY	12:05:33.101	S. BOVY	1:14.462	1:14.462	5	14:52:27.216	N. MÜLLER	14:53:52.101	M. JENSEN	1:24.885	5:22.291
2	12:27:09.169	S. BOVY	12:27:55.925	S. BOVY	46.756	2:01.218	6	15:17:44.444	M. JENSEN	15:18:30.882	M. JENSEN	46.438	6:08.729
3	12:59:05.008	S. BOVY	13:00:15.106	R. FREY	1:10.098	3:11.316	7	16:03:35.652	M. JENSEN	16:04:43.191	M. JENSEN	1:07.539	7:16.268
4	13:55:05.325	R. FREY	13:56:30.478	R. FREY	1:25.153	4:36.469	94 Peugeot TotalEnergies Peugeot 9X8 HYPERCAR H						
5	14:55:46.787	R. FREY	14:57:16.036	M. GATTING	1:29.249	6:05.718	1	12:11:59.717	L. DUVAL	12:13:21.126	L. DUVAL	1:21.409	1:21.409
6	15:18:26.013	M. GATTING	15:19:22.091	M. GATTING	56.078	7:01.796	2	12:26:41.411	L. DUVAL	12:27:20.404	L. DUVAL	38.993	2:00.402
7	16:08:54.899	M. GATTING	16:10:15.873	M. GATTING	1:20.974	8:22.770	3	13:42:52.350	L. DUVAL	13:44:16.553	P. DI RESTA	1:24.203	3:24.605
87 Akkodis ASP Team Lexus RC F LMGT3 LMGT3							4	14:50:44.145	P. DI RESTA	14:52:07.826	S. VANDOORNE	1:23.681	4:48.286
1	11:59:31.572	T. KIMURA	12:00:45.146	E. MASSON	1:13.574	1:13.574	5	15:17:27.897	S. VANDOORNE	15:18:14.813	S. VANDOORNE	46.916	5:35.202
2	12:27:56.898	E. MASSON	12:29:39.829	T. KIMURA	1:42.931	2:56.505	6	16:01:59.556	S. VANDOORNE	16:03:07.124	S. VANDOORNE	1:07.568	6:42.770
3	13:20:10.843	T. KIMURA	13:21:21.917	E. MASSON	1:11.074	4:07.579	95 United Autosports McLaren 720S LMGT3 Evo LMGT3						
4	14:16:54.802	E. MASSON	14:18:21.456	J. LOPEZ	1:26.654	5:34.233	1	11:53:21.080	J. CAYGILL	11:54:46.928	J. CAYGILL	1:25.848	1:25.848
5	14:58:33.837	J. LOPEZ	14:59:03.182	J. LOPEZ	29.345	6:03.578	2	12:26:47.642	J. CAYGILL	12:27:53.524	J. CAYGILL	1:05.882	2:31.730
6	15:12:50.075	J. LOPEZ	15:14:12.297	J. LOPEZ	1:22.222	7:25.800	3	12:48:38.004	J. CAYGILL	12:49:42.432	N. PINO	1:04.428	3:36.158
7	15:39:50.295	J. LOPEZ	15:40:19.703	J. LOPEZ	29.408	7:55.208	4	13:43:01.524	N. PINO	13:44:15.193	N. PINO	1:13.669	4:49.827
8	16:07:52.306	J. LOPEZ	16:09:10.518	E. MASSON	1:18.212	9:13.420	5	14:44:19.085	N. PINO	14:45:47.740	M. SATO	1:28.655	6:18.482
88 Proton Competition Ford Mustang LMGT3 LMGT3													



FIA WEC 6 Hours of Fuji Race

Pit Stop Analysis

No	In Time	In Driver	Out Time	Out Driver	Pit Time	T. Pit Time	No	In Time	In Driver	Out Time	Out Driver	Pit Time	T. Pit Time
6	14:57:47.030	M. SATO	14:58:16.546	M. SATO	29.516	6:47.998							
7	15:13:57.237	M. SATO	15:14:54.690	M. SATO	57.453	7:45.451							
8	16:10:52.817	M. SATO	16:12:13.311	M. SATO	1:20.494	9:05.945							

99 Proton Competition				HYPERCAR H		
Porsche 963						
1	12:10:37.847	N. JANI	12:12:02.832	N. JANI	1:24.985	1:24.985
2	12:23:55.269	N. JANI	12:24:42.511	N. JANI	47.242	2:12.227
3	13:33:24.083	N. JANI	13:34:45.018	H. TINCKNELL	1:20.935	3:33.162
4	14:40:52.868	H. TINCKNELL	14:41:37.762	H. TINCKNELL	44.894	4:18.056
5	14:43:13.612	H. TINCKNELL	14:44:30.353	H. TINCKNELL	1:16.741	5:34.797
6	14:46:08.440	H. TINCKNELL	14:46:37.901	H. TINCKNELL	29.461	6:04.258
7	15:15:47.758	H. TINCKNELL	15:16:57.613	J. ANDLAUER	1:09.855	7:14.113
8	16:26:39.085	J. ANDLAUER	16:27:46.380	J. ANDLAUER	1:07.295	8:21.408

777 D'Station Racing				LMGT3		
Aston Martin Vantage AMR LMGT3						
1	11:57:49.597	C. MATEU	11:58:56.663	C. MATEU	1:07.066	1:07.066
2	12:47:00.115	C. MATEU	12:48:26.236	E. BASTARD	1:26.121	2:33.187
3	13:41:34.553	E. BASTARD	13:42:57.676	E. BASTARD	1:23.123	3:56.310
4	14:36:30.642	E. BASTARD	14:37:54.456	M. SØRENSEN	1:23.814	5:20.124
5	15:05:53.278	M. SØRENSEN	15:06:22.749	M. SØRENSEN	29.471	5:49.595
6	15:16:07.720	M. SØRENSEN	15:17:09.378	M. SØRENSEN	1:01.658	6:51.253
7	16:14:15.089	M. SØRENSEN	16:15:39.934	M. SØRENSEN	1:24.845	8:16.098