

FIA WEC
6 Hours of Imola
Free Practice 1

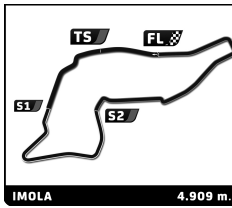
Sector Analysis

Lap under Red Flag Invalidated Lap Personal Best Session Best Crossing the pit lane

Lap	D	Time	Sector 1	Sector 2	Sector 3	T. Spd	Elapsed	Lap	D	Time	Sector 1	Sector 2	Sector 3	T. Spd	Elapsed
5 Porsche Penske Motorsport 1.Julien ANDLAUER 3.Mathieu JAMINET 2.Michael CHRISTENSEN Porsche 963 HYPERCAR H								3	2	2:08.597	40.424	37.153	51.020	182.7	7:02.819
1	3	2:25.858	53.518	39.180	53.160	164.6	2:25.858	4	2	2:20.817 B	21.855	35.468	1:23.494	282.0	9:23.636
2	3	1:47.757	22.182	35.940	49.635	268.0	4:13.615	5	2	2:06.513	38.928	37.456	50.129	189.1	11:30.149
3	3	3:04.909 B	23.318	35.039	2:06.552	264.7	7:18.524	6	2	1:44.164	21.085	34.269	48.810	296.7	13:14.313
4	3	2:08.195	39.284	37.996	50.915	190.8	9:26.719	7	2	1:42.824	20.908	33.789	48.127	281.2	14:57.137
5	3	1:45.358	21.649	34.837	48.872	282.0	11:12.077	8	2	1:42.368	20.529	34.039	47.800	304.2	16:39.505
6	3	1:46.281	21.312	34.870	50.099	291.9	12:58.358	9	2	1:42.016	20.316	33.411	48.289	305.9	18:21.521
7	3	1:43.598	21.125	34.028	48.445	299.2	14:41.956	10	2	2:32.488 B	21.856	33.834	1:36.798	279.8	20:54.009
8	3	1:43.367	21.185	33.649	48.533	286.5	16:25.323	11	2	2:13.009	42.229	38.601	52.179	145.0	23:07.018
9	3	1:46.416	22.456	34.525	49.435	270.7	18:11.739	12	2	1:43.668	21.839	33.789	48.400	283.5	24:50.686
10	3	2:33.810 B	20.895	33.317	1:39.598	290.3	20:45.549	13	2	1:42.074	20.587	34.830	46.657	305.1	26:32.760
11	3	2:06.177	40.266	37.083	48.828	169.3	22:51.726	14	2	1:39.601	19.971	32.489	47.141	308.6	28:12.361
12	3	1:40.747	20.935	33.164	46.648	276.2	24:32.473	15	2	1:36.908	19.716	31.932	45.260	306.8	29:49.269
13	3	1:37.936	20.344	32.052	45.540	299.2	26:10.409	16	2	1:35.545	19.564	31.587	44.394	306.8	31:24.814
14	3	1:51.503	19.977	31.987	59.539	306.8	28:01.912	17	2	1:35.361	19.549	31.461	44.351	307.7	33:00.175
15	3	1:35.323	19.566	31.066	44.691	304.2	29:37.235	18	2	1:35.008	19.346	30.441	45.221	305.9	34:35.183
16	3	1:35.817	19.361	32.100	44.356	306.8	31:13.052	19	2	1:37.250	20.980	31.521	44.749	291.9	36:12.433
17	3	1:35.914	19.446	32.369	44.099	305.1	32:48.966	20	2	1:34.656	20.215	30.656	43.785	306.8	37:47.089
18	3	1:34.912	19.209	30.772	44.931	305.9	34:23.878	21	2	2:09.898	21.272	30.970	1:17.656	307.7	39:56.987
19	3	2:28.337 B	19.227	30.857	1:38.253	305.9	36:52.215	22	2	3:37.694	54.470	1:08.033	1:35.191	81.4	43:34.681
20	2	1:53.173	36.046	32.290	44.837	195.7	38:45.388	23	2	1:39.808	23.112	32.167	44.529	251.7	45:14.489
21	2	3:14.994	28.847	1:08.431	1:37.716	293.5	42:00.382	24	2	1:36.429	20.146	31.306	44.977	302.5	46:50.918
22	2	2:31.611	54.436	51.987	45.188	81.6	44:31.993	25	2	1:34.690	20.392	30.509	43.789	306.8	48:25.608
23	2	1:35.774	19.683	31.062	45.029	304.2	46:07.767	26	2	1:32.928	19.117	30.608	43.203	307.7	49:58.536
24	2	1:37.290	19.556	33.178	44.556	308.6	47:45.057	27	2	2:50.275 B	19.105	30.604	2:00.566	308.6	52:48.811
25	2	1:36.757	19.454	31.857	45.446	308.6	49:21.814	28	1	1:53.179	35.910	31.920	45.349	198.9	54:41.990
26	2	1:36.045	19.777	32.110	44.158	309.5	50:57.859	29	1	1:36.584	20.062	32.054	44.468	285.0	56:18.574
27	2	1:35.800	19.231	32.364	44.205	309.5	52:33.659	30	1	1:33.858	19.216	30.854	43.788	301.7	57:52.432
28	2	1:34.667	19.188	31.241	44.238	309.5	54:08.326	31	1	1:35.555	19.146	32.742	43.667	305.9	59:27.987
29	2	1:34.772	19.191	31.761	43.820	309.5	55:43.098	32	1	1:33.583	19.140	30.556	43.887	305.1	1:01:01.570
30	2	1:35.167	19.387	31.615	44.165	310.3	57:18.265	33	1	1:37.833	19.311	31.534	46.988	300.8	1:02:39.403
31	2	3:20.461 B	19.529	31.956	2:28.976	311.2	1:00:38.726	34	1	1:33.706	18.988	30.751	43.967	305.9	1:04:13.109
32	1	1:52.034	34.987	32.770	44.277	203.0	1:02:30.760	35	1	1:34.587	19.799	30.957	43.831	300.0	1:05:47.696
33	1	1:34.473	19.247	31.330	43.896	307.7	1:04:05.233	36	1	8:22.535 B	19.214	31.234	7:32.087	304.2	1:14:10.231
34	1	1:34.356	19.412	31.072	43.872	305.9	1:05:39.589	37	1	1:50.720	34.737	31.867	44.116	203.8	1:16:00.951
35	1	1:35.133	20.221	30.710	44.202	306.8	1:07:14.722	38	1	1:36.440	19.352	32.519	44.569	304.2	1:17:37.391
36	1	1:33.643	19.069	30.772	43.802	306.8	1:08:48.365	39	1	1:35.483	19.411	31.192	44.880	300.0	1:19:12.874
37	1	9:14.656 B	20.607	31.342	8:22.707	307.7	1:18:03.021	40	1	1:33.919	19.265	30.831	43.823	303.4	1:20:46.793
38	1	1:49.989	33.998	30.917	45.074	206.5	1:19:53.010	41	1	1:33.882	19.122	30.751	44.009	304.2	1:22:20.675
39	1	1:35.248	19.196	30.615	45.437	305.1	1:21:28.258	42	1	1:34.020	19.195	30.793	44.032	301.7	1:23:54.695
40	1	1:33.809	18.992	30.756	44.061	305.9	1:23:02.067	43	1	1:33.643	19.235	30.755	43.653	305.1	1:25:28.338
41	1	1:35.830	19.463	31.022	45.345	307.7	1:24:37.897	44	1	1:34.905	19.126	31.583	44.196	305.9	1:27:03.243
42	1	1:38.314	20.096	33.018	45.200	303.4	1:26:16.211	45	1	1:34.149	19.161	30.859	44.129	306.8	1:28:37.392
43	1	1:33.445	19.152	30.623	43.670	306.8	1:27:49.656	46	1	1:35.076	19.107	31.878	44.091	308.6	1:30:12.468
44	1	1:35.363	19.128	30.773	45.462	305.9	1:29:25.019	007 Aston Martin Thor Team 1.Harry TINCKNELL 2.Tom GAMBLE Aston Martin Valkyrie HYPERCAR							
45	1	1:33.246	18.966	30.508	43.772	307.7	1:30:58.265	1	2	3:36.258	1:53.880	45.505	56.873	143.0	3:36.258

6 Porsche Penske Motorsport 1.Kévin ESTRE 3.Math CAMPBELL 2.Laurens VANTHOOR Porsche 963 HYPERCAR H							
1	2	2:28.008	56.931	38.612	52.465	152.3	2:28.008
2	2	2:26.214 B	22.307	36.006	1:27.901	278.4	4:54.222

2	2	1:53.666	24.332	37.738	51.596	241.6	5:29.924
3	2	1:51.948	22.299	36.616	53.033	276.9	7:21.872
4	2	1:49.757	22.190	36.263	51.304	269.3	9:11.629
5	2	1:48.105	22.064	35.598	50.443	272.7	10:59.734
6	2	1:47.096	21.729	35.094	50.273	283.5	12:46.830



FIA WEC
6 Hours of Imola
Free Practice 1

Sector Analysis

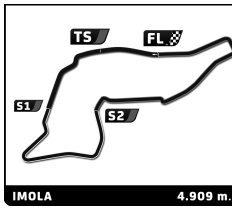
Lap under Red Flag Invalidated Lap Personal Best Session Best Crossing the pit lane

Lap	D	Time	Sector 1	Sector 2	Sector 3	T. Spd	Elapsed	Lap	D	Time	Sector 1	Sector 2	Sector 3	T. Spd	Elapsed
7	2	1:49.166	22.216	36.834	50.116	259.0	14:35.996	15	3	1:37.273	20.101	31.850	45.322	301.7	29:11.882
8	2	1:47.276	21.495	35.117	50.664	290.3	16:23.272	16	3	1:37.497	19.973	31.864	45.660	291.1	30:49.379
9	2	10:57.848 B	21.847	35.664	...	274.8	27:21.120	17	3	1:34.388	20.242	30.522	43.624	298.3	32:23.767
10	1	1:58.654	38.237	33.441	46.976	194.9	29:19.774	18	3	1:34.332	20.059	30.597	43.676	282.0	33:58.099
11	1	2:44.426 B	20.873	33.766	1:49.787	295.9	32:04.200	19	3	1:33.131	19.295	30.334	43.502	306.8	35:31.230
12	2	2:23.393	47.733	41.848	53.812	126.0	34:27.593	20	3	1:35.713	20.405	31.277	44.031	306.8	37:06.943
13	2	1:48.304	21.977	35.105	51.222	267.3	36:15.897	21	3	1:35.888	20.266	31.004	44.618	282.7	38:42.831
14	2	1:43.393	21.192	34.192	48.009	282.7	37:59.290	22	3	3:57.607 B	25.111	1:07.802	2:24.694	305.9	42:40.438
15	2	2:32.530	21.086	33.693	1:37.751	288.8	40:31.820	23	2	2:12.779	54.855	32.342	45.582	81.6	44:53.217
16	2	3:22.734	54.768	1:08.583	1:19.383	81.1	43:54.554	24	2	1:34.498	19.543	30.940	44.015	304.2	46:27.715
17	2	1:42.425	21.754	33.949	46.722	260.9	45:36.979	25	2	1:33.886	19.305	30.781	43.800	302.5	48:01.601
18	2	1:41.449	21.951	32.695	46.803	289.5	47:18.428	26	2	1:33.241	19.173	30.474	43.594	300.8	49:34.842
19	2	1:38.383	21.067	32.036	45.280	290.3	48:56.811	27	2	1:35.048	19.224	31.854	43.970	312.1	51:09.890
20	2	1:38.995	19.790	32.033	47.172	306.8	50:35.806	28	2	1:35.278	19.607	30.743	44.928	306.8	52:45.168
21	2	1:35.595	19.839	31.416	44.340	311.2	52:11.401	29	2	1:34.356	19.136	30.480	44.740	306.8	54:19.524
22	2	1:35.496	19.848	31.163	44.485	306.8	53:46.897	30	2	1:33.615	19.197	30.774	43.644	306.8	55:53.139
23	2	1:35.196	19.735	31.230	44.231	305.9	55:22.093	31	2	1:33.560	19.327	30.612	43.621	309.5	57:26.699
24	2	1:34.725	19.515	31.104	44.106	305.9	56:56.818	32	2	1:41.282	20.813	32.304	48.165	310.3	59:07.981
25	2	3:09.360 B	20.142	31.582	2:17.636	303.4	1:00:06.178	33	2	1:34.817	19.317	30.726	44.774	305.1	1:00:42.798
26	1	2:04.545	40.891	36.181	47.473	174.5	1:02:10.723	34	2	1:37.094	19.136	30.249	47.709	305.1	1:02:19.892
27	1	1:38.981	20.776	32.279	45.926	291.9	1:03:49.704	35	2	1:37.245	20.742	31.774	44.729	305.1	1:03:57.137
28	1	1:36.480	19.953	31.547	44.980	300.0	1:05:26.184	36	2	1:33.748	19.207	30.796	43.745	305.1	1:05:30.885
29	1	1:36.311	20.024	31.405	44.882	302.5	1:07:02.495	37	2	3:13.953 B	19.159	31.087	2:23.707	305.9	1:08:44.838
30	1	1:36.335	19.751	31.945	44.639	302.5	1:08:38.830	38	1	1:55.010	34.952	34.218	45.840	202.6	1:10:39.848
31	1	1:37.373	19.778	31.464	46.131	303.4	1:10:16.203	39	1	1:38.562	22.497	31.692	44.373	291.9	1:12:18.410
32	1	1:35.739	19.665	31.675	44.399	304.2	1:11:51.942	40	1	1:34.755	19.558	31.197	44.000	308.6	1:13:53.165
33	1	1:35.083	19.454	31.216	44.413	303.4	1:13:27.025	41	1	1:35.882	19.632	31.804	44.446	298.3	1:15:29.047
34	1	4:06.219 B	20.326	31.903	3:13.990	304.2	1:17:33.244	42	1	1:34.971	19.516	31.202	44.253	297.5	1:17:04.018
35	1	1:54.096	36.117	32.216	45.763	202.6	1:19:27.340	43	1	1:41.348	19.519	33.086	48.743	297.5	1:18:45.366
36	1	1:36.678	19.783	31.846	45.049	300.0	1:21:04.018	44	1	1:35.247	19.377	31.343	44.527	296.7	1:20:20.613
37	1	1:37.848	20.591	31.838	45.419	299.2	1:22:41.866	45	1	1:34.314	19.430	30.869	44.015	297.5	1:21:54.927
38	1	1:35.846	20.102	31.340	44.404	292.7	1:24:17.712	46	1	1:35.056	19.263	31.467	44.326	297.5	1:23:29.983
39	1	1:34.779	19.482	30.903	44.394	303.4	1:25:52.491	47	1	1:34.367	19.332	31.150	43.885	295.9	1:25:04.350
40	1	1:35.324	19.527	31.260	44.537	304.2	1:27:27.815	48	1	1:34.762	19.264	31.050	44.448	297.5	1:26:39.112
41	1	1:35.066	19.437	31.157	44.472	302.5	1:29:02.881	49	1	1:34.437	19.322	31.124	43.991	295.1	1:28:13.549
42	1	1:35.011	19.508	31.145	44.358	302.5	1:30:37.892	50	1	1:36.206	19.470	31.885	44.851	302.5	1:29:49.755
								51	1	1:34.298	19.284	30.977	44.037	303.4	1:31:24.053

7		Toyota Gazoo Racing			Toyota GR010 - Hybrid		
1. Mike CONWAY		3. Nyck DE VRIES			HYPERCAR H		
2. Kamui KOBAYASHI							
1	1	2:25.528	52.776	39.418	53.334	177.3	2:25.528
2	1	1:50.115	23.838	36.324	49.953	260.2	4:15.643
3	1	1:49.154	22.722	36.123	50.309	272.7	6:04.797
4	1	1:45.526	22.012	34.649	48.865	260.2	7:50.323
5	1	2:40.379 B	21.606	34.364	1:44.409	282.7	10:30.702
6	3	2:02.941	37.607	35.668	49.666	201.9	12:33.643
7	3	1:43.279	20.797	34.169	48.313	301.7	14:16.922
8	3	1:41.291	20.420	33.392	47.479	300.8	15:58.213
9	3	1:41.476	20.293	32.942	48.241	300.8	17:39.689
10	3	1:40.282	20.124	32.932	47.226	301.7	19:19.971
11	3	1:41.445	20.534	32.884	48.027	300.8	21:01.416
12	3	1:43.162	21.185	33.749	48.228	284.2	22:44.578
13	3	2:48.441 B	21.017	33.977	1:53.447	302.5	25:33.019
14	3	2:01.590	39.367	34.824	47.399	184.0	27:34.609

8		Toyota Gazoo Racing			Toyota GR010 - Hybrid		
1. Sébastien BUEMI		3. Ryo HIRAKAWA			HYPERCAR H		
2. Brendon HARTLEY							
1	3	2:22.211	49.834	39.486	52.891	181.5	2:22.211
2	3	1:59.105	21.967	44.353	52.785	278.4	4:21.316
3	3	1:45.187	21.234	34.647	49.306	298.3	6:06.503
4	3	1:50.561	21.378	36.107	53.076	288.8	7:57.064
5	3	1:43.583	20.925	34.123	48.535	300.8	9:40.647
6	3	2:39.872 B	21.654	34.341	1:43.877	301.7	12:20.519
7	2	2:03.642	38.124	35.425	50.093	193.2	14:24.161
8	2	1:43.902	21.337	33.930	48.635	266.7	16:08.063
9	2	1:41.712	21.343	32.939	47.430	283.5	17:49.775
10	2	2:22.098 B	21.477	32.544	1:28.077	266.7	20:11.873
11	2	2:08.713	41.250	36.735	50.728	160.7	22:20.586
12	2	1:40.310	20.932	32.475	46.903	271.4	24:00.896
13	2	1:43.311	23.502	32.893	46.916	273.4	25:44.207





FIA WEC
6 Hours of Imola
Free Practice 1

Sector Analysis

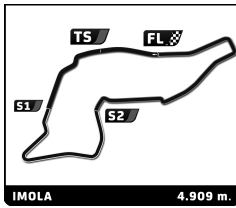
Lap under Red Flag Invalidated Lap Personal Best Session Best Crossing the pit lane

Lap	D	Time	Sector 1	Sector 2	Sector 3	T. Spd	Elapsed	Lap	D	Time	Sector 1	Sector 2	Sector 3	T. Spd	Elapsed
14	2	1:37.181	19.700	31.393	46.088	304.2	27:21.388	14	1	2:39.022 B	21.253	34.803	1:42.966	297.5	30:47.244
15	2	1:35.363	19.638	30.884	44.841	302.5	28:56.751	15	1	2:16.246	44.529	40.859	50.858	152.3	33:03.490
16	2	1:34.385	19.411	30.669	44.305	304.2	30:31.136	16	1	1:39.880	21.412	32.633	45.835	283.5	34:43.370
17	2	1:33.903	19.262	30.649	43.992	305.1	32:05.039	17	1	5:20.362 B	19.853	31.800	4:28.709	304.2	40:03.732
18	2	2:28.078 B	19.217	31.144	1:37.717	305.9	34:33.117	18	1	3:37.622	59.234	1:08.482	1:29.906	81.5	43:41.354
19	1	1:55.363	36.906	33.214	45.243	192.2	36:28.480	19	1	1:39.643	21.703	32.897	45.043	275.5	45:20.997
20	1	1:34.768	19.566	30.802	44.400	304.2	38:03.248	20	1	1:35.612	19.519	31.298	44.795	305.1	46:56.609
21	1	2:28.898	19.223	32.009	1:37.666	305.9	40:32.146	21	1	1:36.908	19.637	32.447	44.824	307.7	48:33.517
22	1	3:22.735	54.866	1:08.685	1:19.184	81.6	43:54.881	22	1	1:35.580	19.383	30.749	45.448	310.3	50:09.097
23	1	1:35.661	20.248	31.396	44.017	298.3	45:30.542	23	1	1:33.816	19.343	30.605	43.868	307.7	51:42.913
24	1	1:35.913	21.185	30.900	43.828	304.2	47:06.455	24	1	1:34.299	19.396	30.786	44.117	306.8	53:17.212
25	1	1:34.580	19.201	31.917	43.462	305.1	48:41.035	25	1	1:34.843	19.316	30.690	44.837	306.8	54:52.055
26	1	1:34.231	19.427	30.857	43.947	299.2	50:15.266	26	1	1:35.066	19.862	30.947	44.257	307.7	56:27.121
27	1	1:33.141	19.390	30.336	43.415	300.0	51:48.407	27	1	1:37.788	20.149	32.882	44.757	308.6	58:04.909
28	1	1:32.865	19.008	30.373	43.484	299.2	53:21.272	28	1	1:35.264	19.472	31.373	44.419	305.9	59:40.173
29	1	1:36.486	19.052	31.911	45.523	300.0	54:57.758	29	1	1:38.930	21.324	32.540	45.066	302.5	1:01:19.103
30	1	1:35.828	19.142	32.637	44.049	305.9	56:33.586	30	1	4:09.716 B	19.995	31.408	3:18.313	311.2	1:05:28.819
31	1	2:32.479 B	19.002	31.474	1:42.003	300.0	59:06.065	31	2	1:55.570	37.347	33.104	45.119	202.2	1:07:24.389
32	3	1:54.975	36.468	33.757	44.750	198.2	1:01:01.040	32	2	1:35.756	19.720	31.242	44.794	304.2	1:09:00.145
33	3	1:36.371	19.583	31.470	45.318	296.7	1:02:37.411	33	2	1:36.257	19.957	31.710	44.590	305.1	1:10:36.402
34	3	1:34.428	19.411	30.979	44.038	298.3	1:04:11.839	34	2	1:38.158	20.648	31.734	45.776	293.5	1:12:14.560
35	3	1:33.919	19.325	30.699	43.895	297.5	1:05:45.758	35	2	1:35.045	19.522	31.025	44.498	306.8	1:13:49.605
36	3	1:35.203	20.208	30.919	44.076	308.6	1:07:20.961	36	2	2:46.167 B	19.596	31.526	1:55.045	307.7	1:16:35.772
37	3	1:37.981	19.428	31.802	46.751	301.7	1:08:58.942	37	2	2:17.168	45.031	40.357	51.780	156.1	1:18:52.940
38	3	1:35.033	19.249	30.722	45.062	307.7	1:10:33.975	38	2	1:41.623	21.745	33.109	46.769	285.0	1:20:34.563
39	3	1:33.706	19.253	30.659	43.794	305.9	1:12:07.681	39	2	1:37.185	20.557	31.586	45.042	275.5	1:22:11.748
40	3	1:34.861	19.174	30.631	45.056	306.8	1:13:42.542	40	2	1:35.767	20.367	31.079	44.321	302.5	1:23:47.515
41	3	3:04.643 B	19.190	30.739	2:14.714	305.9	1:16:47.185	41	2	1:36.871	19.553	31.477	45.841	305.1	1:25:24.386
42	2	1:51.963	34.846	32.666	44.451	205.7	1:18:39.148	42	2	1:34.776	19.379	30.814	44.583	307.7	1:26:59.162
43	2	1:35.201	19.464	31.039	44.698	298.3	1:20:14.349	43	2	1:34.753	19.443	31.142	44.168	303.4	1:28:33.915
44	2	1:34.857	19.328	31.277	44.252	304.2	1:21:49.206	44	2	1:37.593	21.210	31.039	45.344	306.8	1:30:11.508
45	2	1:34.539	19.270	31.219	44.050	298.3	1:23:23.745								
46	2	1:34.496	19.213	31.025	44.258	297.5	1:24:58.241								
47	2	1:36.386	19.237	32.314	44.835	298.3	1:26:34.627								
48	2	1:34.486	19.271	31.043	44.172	301.7	1:28:09.113								
49	2	1:35.552	19.252	32.244	44.056	302.5	1:29:44.665								
50	2	1:34.158	19.148	31.253	43.757	303.4	1:31:18.823								

009 Aston Martin Thor Team		Aston Martin Valkyrie HYPERCAR					
1. Alex RIBERAS							
2. Marco SORENSEN							
1	2	2:27.922	47.090	44.635	56.197	146.5	2:27.922
2	2	1:54.664	24.643	37.769	52.252	243.2	4:22.586
3	2	1:48.611	22.087	35.993	50.531	280.5	6:11.197
4	2	1:48.400	22.925	35.711	49.764	241.1	7:59.597
5	2	1:46.144	21.617	34.980	49.547	295.1	9:45.741
6	2	1:45.401	21.179	34.736	49.486	296.7	11:31.142
7	2	1:44.396	21.172	34.265	48.959	296.7	13:15.538
8	2	1:44.091	21.066	34.026	48.999	293.5	14:59.629
9	2	1:43.162	20.826	33.798	48.538	295.9	16:42.791
10	2	5:42.134 B	20.818	34.282	4:47.034	300.8	22:24.925
11	1	2:16.924	43.961	41.023	51.940	152.5	24:41.849
12	1	1:44.028	22.039	34.169	47.820	297.5	26:25.877
13	1	1:42.345	20.858	34.268	47.219	301.7	28:08.222

10 Racing Spirit of Leman		Aston Martin Vantage AMR LMGT3					
1. Derek DEBOER		3. Valentin HASSE CLOT					
2. Eduardo BARRICHELLO		LMGT3					
1	3	3:18.519	1:37.414	42.728	58.377	132.4	3:18.519
2	3	1:58.926	25.446	38.961	54.519	244.9	5:17.445
3	3	1:57.597	24.588	38.917	54.092	253.5	7:15.042
4	3	1:56.863	24.172	38.225	54.466	255.3	9:11.905
5	3	1:56.844	23.873	38.189	54.782	257.1	11:08.749
6	3	2:20.785 B	24.350	41.025	1:15.410	254.1	13:29.534
7	2	4:50.262	3:14.812	40.350	55.100	173.1	18:19.796
8	2	1:55.954	24.050	37.749	54.155	246.6	20:15.750
9	2	2:13.913 B	23.788	37.934	1:12.191	255.3	22:29.663
10	2	5:49.082	4:16.054	39.241	53.787	159.5	28:18.745
11	2	1:52.601	23.271	37.363	51.967	256.5	30:11.346
12	2	1:48.014	22.541	34.985	50.488	257.1	31:59.360
13	2	1:46.945	22.419	34.771	49.755	259.6	33:46.305
14	2	1:46.005	22.152	34.518	49.335	257.8	35:32.310
15	2	1:46.137	21.961	34.303	49.873	260.2	37:18.447
16	2	1:56.866	21.892	34.876	1:00.098	260.9	39:15.313
17	2	3:40.258	54.641	1:07.941	1:37.676	81.4	42:55.571
18	2	2:10.974	45.494	35.639	49.841	81.3	45:06.545
19	2	1:44.436	21.890	34.045	48.501	256.5	46:50.981





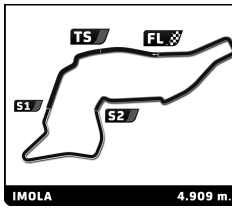
FIA WEC
6 Hours of Imola
Free Practice 1

Sector Analysis

Lap under Red Flag Invalidated Lap Personal Best Session Best Crossing the pit lane

Lap	D	Time	Sector 1	Sector 2	Sector 3	T. Spd	Elapsed	Lap	D	Time	Sector 1	Sector 2	Sector 3	T. Spd	Elapsed							
20	2	2:02.785 B	21.846	35.292	1:05.647	258.4	48:53.766	32	2	1:34.760	19.320	30.957	44.483	306.8	1:14:38.272							
21	1	3:52.779	2:21.605	39.888	51.286	165.4	52:46.545	33	2	1:36.793	19.677	32.564	44.552	306.8	1:16:15.065							
22	1	1:47.883	22.562	34.994	50.327	257.8	54:34.428	34	2	1:38.066	19.240	31.597	47.229	306.8	1:17:53.131							
23	1	1:46.755	22.269	34.743	49.743	257.1	56:21.183	35	2	1:34.554	19.291	30.905	44.358	303.4	1:19:27.685							
24	1	1:46.854	22.332	35.014	49.508	255.9	58:08.037	36	2	1:37.079	19.781	32.059	45.239	308.6	1:21:04.764							
25	1	1:50.673	22.752	36.461	51.460	259.0	59:58.710	37	2	1:37.355	20.378	31.875	45.102	309.5	1:22:42.119							
26	1	2:06.241 B	22.625	35.785	1:07.831	255.3	1:02:04.951	38	2	1:33.550	19.228	30.756	43.566	312.1	1:24:15.669							
27	1	3:46.249	2:20.166	35.623	50.460	173.4	1:05:51.200	39	2	1:33.464	19.120	30.677	43.667	306.8	1:25:49.133							
28	1	1:47.405	22.191	35.658	49.556	257.8	1:07:38.605	40	2	1:34.324	19.026	31.427	43.871	309.5	1:27:23.457							
29	1	1:47.814	22.338	35.434	50.042	258.4	1:09:26.419	<div style="border: 1px solid black; padding: 5px;"> 15 BMW M Team WRT 1. Dries VANTHOOR 3. Kevin MAGNUSSEN BMW M Hybrid V8 2. Raffaele MARCIELLO HYPERCAR H </div>							1	2	2:03.761	32.816	38.599	52.346	190.8	2:03.761
30	1	1:46.746	22.364	34.914	49.468	259.6	1:11:13.165								2	2	1:48.813	22.813	36.023	49.977	275.5	3:52.574
31	1	2:04.586 B	22.019	34.835	1:07.732	257.8	1:13:17.751	3	2	1:45.294	21.899	34.635	48.760	295.9	5:37.868							
32	3	5:02.867 B	3:02.948	40.066	1:19.853	162.9	1:18:20.618	4	2	1:45.372	21.248	34.146	49.978	300.8	7:23.240							
33	3	3:08.646	1:43.748	34.604	50.294	177.0	1:21:29.264	5	2	1:44.494	21.234	34.653	48.607	302.5	9:07.734							
34	3	1:44.951	22.050	34.285	48.616	259.6	1:23:14.215	6	2	1:42.765	20.945	33.816	48.004	300.0	10:50.499							
35	3	1:44.964	21.851	34.134	48.979	258.4	1:24:59.179	7	2	1:45.125	21.368	35.215	48.542	301.7	12:35.624							
36	3	1:44.324	21.834	34.045	48.445	260.2	1:26:43.503	8	2	1:42.891	20.863	33.676	48.352	300.8	14:18.515							
37	3	1:47.860	21.735	34.649	51.476	260.9	1:28:31.363	9	2	1:43.186	21.386	33.722	48.078	295.9	16:01.701							
38	3	1:44.468	21.775	34.191	48.502	259.0	1:30:15.831	10	2	1:42.227	20.681	33.150	48.396	291.9	17:43.928							
<div style="border: 1px solid black; padding: 5px;"> 12 Cadillac Hertz Team JOTA Cadillac V-Series.R 1. Alex LYNN 3. Will STEVENS HYPERCAR H 2. Norman NATO </div>							11	2	1:41.707	20.497	33.041	48.169	292.7	19:25.635								
1	3	2:44.978	1:04.235	43.237	57.506	165.9	2:44.978	12	2	2:01.805 B	20.699	33.239	1:07.867	291.9	21:27.440							
2	3	2:11.102	26.864	37.043	1:07.195	201.9	4:56.080	13	2	3:00.866	1:31.676	37.149	52.041	178.2	24:28.306							
3	3	7:26.899 B	28.574	37.340	6:20.985	238.9	12:22.979	14	2	1:41.617	22.777	32.884	45.956	285.0	26:09.923							
4	3	2:21.444	42.106	44.633	54.705	172.0	14:44.423	15	2	1:39.212	20.110	32.033	47.069	306.8	27:49.135							
5	3	1:48.237	22.642	36.388	49.207	244.3	16:32.660	16	2	1:35.685	19.632	31.116	44.937	305.1	29:24.820							
6	3	1:43.271	21.536	33.771	47.964	255.3	18:15.931	17	2	1:34.782	19.431	30.688	44.663	305.9	30:59.602							
7	3	1:42.488	20.686	33.323	48.479	298.3	19:58.419	18	2	1:38.398	19.357	30.739	48.302	305.9	32:38.000							
8	3	1:42.886	22.118	33.381	48.387	272.7	21:42.305	19	2	1:58.126 B	19.337	31.063	1:07.726	305.1	34:36.126							
9	3	2:40.625 B	20.688	33.016	1:46.921	295.1	24:22.930	20	3	4:01.187	2:41.697	33.064	46.426	189.5	38:37.313							
10	3	2:21.747	46.795	41.799	53.153	138.1	26:44.677	21	3	3:07.560	22.085	1:07.658	1:37.817	300.8	41:44.873							
11	3	1:45.358	22.018	34.416	48.924	257.1	28:30.035	22	3	2:42.267	54.473	59.683	48.111	81.6	44:27.140							
12	3	1:42.671	23.216	32.981	46.474	269.3	30:12.706	23	3	1:39.980	20.178	31.516	48.286	305.1	46:07.120							
13	3	1:39.239	20.863	31.887	46.489	269.3	31:51.945	24	3	1:37.368	19.830	32.486	45.052	305.9	47:44.488							
14	3	1:39.374	20.683	32.522	46.169	294.3	33:31.319	25	3	1:37.218	19.545	31.938	45.735	306.8	49:21.706							
15	3	1:36.970	19.941	32.231	44.798	305.9	35:08.289	26	3	1:34.884	19.553	30.971	44.360	308.6	50:56.590							
16	3	1:34.014	19.475	30.777	43.762	307.7	36:42.303	27	3	1:35.366	19.449	31.528	44.389	307.7	52:31.956							
17	3	4:15.083 B	19.575	30.405	3:25.103	310.3	40:57.386	28	3	1:35.526	19.307	31.923	44.296	305.9	54:07.482							
18	1	3:08.575	58.291	1:08.053	1:02.231	81.4	44:05.961	29	3	1:34.980	19.368	30.962	44.650	302.5	55:42.462							
19	1	1:42.650	20.831	33.550	48.269	286.5	45:48.611	30	3	1:35.479	19.846	31.120	44.513	297.5	57:17.941							
20	1	1:36.321	19.467	31.846	45.008	309.5	47:24.932	31	3	1:35.778	19.505	31.692	44.581	296.7	58:53.719							
21	1	1:34.809	19.187	31.901	43.721	307.7	48:59.741	32	3	1:35.321	19.632	31.019	44.670	295.1	1:00:29.040							
22	1	1:33.275	19.019	30.508	43.748	311.2	50:33.016	33	3	1:36.397	20.614	31.297	44.486	301.7	1:02:05.437							
23	1	1:32.331	18.950	30.225	43.156	307.7	52:05.347	34	3	1:35.004	19.378	31.392	44.234	295.9	1:03:40.441							
24	1	1:34.974	18.852	30.339	45.783	308.6	53:40.321	35	3	1:36.186	20.270	31.454	44.462	296.7	1:05:16.627							
25	1	1:32.432	18.878	30.236	43.318	306.8	55:12.753	36	3	1:52.356 B	19.278	31.223	1:01.855	296.7	1:07:08.983							
26	1	1:34.254	18.817	30.330	45.107	308.6	56:47.007	37	1	3:06.271	1:49.146	31.623	45.502	200.0	1:10:15.254							
27	1	9:28.076 B	19.172	32.073	8:36.831	308.6	1:06:15.083	38	1	1:35.599	19.421	31.234	44.944	305.9	1:11:50.853							
28	2	2:02.277	38.850	35.572	47.855	181.8	1:08:17.360	39	1	1:34.429	19.408	30.800	44.221	305.1	1:13:25.282							
29	2	1:36.975	20.201	31.787	44.987	305.1	1:09:54.335	40	1	1:34.681	19.220	31.492	43.969	306.8	1:14:59.963							
30	2	1:35.336	19.597	31.192	44.547	307.7	1:11:29.671	41	1	1:33.727	19.091	30.838	43.798	305.9	1:16:33.690							
31	2	1:33.841	19.260	30.770	43.811	305.1	1:13:03.512															



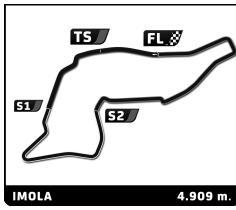


FIA WEC
6 Hours of Imola
Free Practice 1
Sector Analysis

4.909 m.

Lap under Red Flag Invalidated Lap Personal Best Session Best Crossing the pit lane

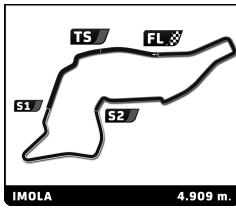
Lap	D	Time	Sector 1	Sector 2	Sector 3	T. Spd	Elapsed	Lap	D	Time	Sector 1	Sector 2	Sector 3	T. Spd	Elapsed							
3	3	1:55.833	24.116	38.063	53.654	252.3	6:34.559	11	1	2:08.750 B	23.378	36.755	1:08.617	253.5	24:50.233							
4	3	1:54.760	23.723	37.582	53.455	253.5	8:29.319	12	1	2:44.609	58.924	44.134	1:01.551	148.1	27:34.842							
5	3	1:55.009	23.617	37.633	53.759	255.3	10:24.328	13	1	1:57.105	25.168	38.084	53.853	237.4	29:31.947							
6	3	2:15.563 B	23.616	37.818	1:14.129	257.1	12:39.891	14	1	1:48.198	22.861	35.761	49.576	257.1	31:20.145							
7	3	4:39.134	3:08.274	37.479	53.381	173.9	17:19.025	15	1	1:47.388	22.424	35.747	49.217	257.1	33:07.533							
8	3	1:51.889	23.032	36.640	52.217	254.7	19:10.914	16	1	1:48.291	24.371	34.828	49.092	259.6	34:55.824							
9	3	1:51.702	23.031	36.290	52.381	254.7	21:02.616	17	1	1:45.511	22.137	34.438	48.936	257.8	36:41.335							
10	3	1:54.160	23.804	37.759	52.597	255.9	22:56.776	18	1	2:03.031 B	22.403	35.122	1:05.506	260.2	38:44.366							
11	3	2:09.489 B	23.414	36.483	1:09.592	258.4	25:06.265	19	3	6:23.334	4:59.866	35.010	48.458	81.3	45:07.700							
12	3	3:54.825	2:25.262	37.864	51.699	153.0	29:01.090	20	3	1:44.099	21.736	34.322	48.041	258.4	46:51.799							
13	3	1:46.738	22.703	34.923	49.112	254.1	30:47.828	21	3	1:43.964	21.682	33.932	48.350	260.2	48:35.763							
14	3	1:45.091	22.167	34.273	48.651	255.9	32:32.919	22	3	1:43.330	21.537	33.734	48.059	259.6	50:19.093							
15	3	2:05.080 B	22.111	35.370	1:07.599	255.9	34:37.999	23	3	2:00.032 B	21.641	33.796	1:04.595	258.4	52:19.125							
16	2	3:18.842	1:51.557	36.557	50.728	169.8	37:56.841	24	2	3:32.731	2:07.849	35.491	49.391	176.2	55:51.856							
17	2	2:37.292	22.712	37.063	1:37.517	255.3	40:34.133	25	2	1:46.348	22.436	35.064	48.848	258.4	57:38.204							
18	2	3:24.589	54.918	1:08.469	1:21.202	81.0	43:58.722	26	2	1:44.750	22.039	34.246	48.465	257.8	59:22.954							
19	2	1:52.046	23.553	36.877	51.616	251.2	45:50.768	27	2	1:44.650	21.865	34.349	48.436	257.1	1:01:07.604							
20	2	1:46.343	22.226	34.327	49.790	259.0	47:37.111	28	2	1:44.566	22.141	34.148	48.277	258.4	1:02:52.170							
21	2	1:50.206	24.747	34.952	50.507	182.7	49:27.317	29	2	1:46.266	22.054	34.902	49.410	257.8	1:04:38.536							
22	2	1:44.995	22.099	34.004	48.892	259.0	51:12.312	30	2	1:45.717	21.997	34.921	48.799	260.9	1:06:24.253							
23	2	1:44.413	21.959	33.947	48.507	259.0	52:56.725	31	2	1:48.189	22.010	34.581	51.598	261.5	1:08:12.442							
24	2	1:46.179	21.872	33.958	50.349	259.0	54:42.904	32	2	2:01.640 B	21.863	34.526	1:05.251	259.0	1:10:14.082							
25	2	1:44.285	21.889	34.022	48.374	259.0	56:27.189	33	1	3:43.345	2:17.532	36.165	49.648	169.8	1:13:57.427							
26	2	2:03.214 B	21.799	34.668	1:06.747	260.9	58:30.403	34	1	1:45.881	22.299	34.791	48.791	258.4	1:15:43.308							
27	1	4:52.938	3:24.364	36.880	51.694	160.0	1:03:23.341	35	1	1:45.891	22.097	34.774	49.020	258.4	1:17:29.199							
28	1	1:48.914	23.009	35.864	50.041	257.1	1:05:12.255	36	1	1:47.357	22.905	35.182	49.270	257.1	1:19:16.556							
29	1	1:47.417	22.625	35.187	49.605	257.1	1:06:59.672	37	1	1:46.045	22.382	34.986	48.677	254.1	1:21:02.601							
30	1	1:47.045	22.332	35.045	49.668	255.3	1:08:46.717	38	1	1:47.172	22.905	35.192	49.075	259.0	1:22:49.773							
31	1	1:47.952	22.748	35.452	49.752	255.3	1:10:34.669	39	1	1:45.929	21.963	35.350	48.616	262.1	1:24:35.702							
32	1	1:48.027	22.532	35.501	49.994	260.2	1:12:22.696	40	1	1:47.307	22.691	35.334	49.282	259.6	1:26:23.009							
33	1	1:45.846	21.957	34.822	49.067	260.2	1:14:08.542	41	1	1:46.117	22.175	34.915	49.027	260.9	1:28:09.126							
34	1	1:46.904	22.126	35.031	49.747	258.4	1:15:55.446	42	1	1:47.675	22.484	35.570	49.621	258.4	1:29:56.801							
35	1	1:46.331	22.133	34.954	49.244	259.0	1:17:41.777	43	1	1:46.820	22.120	34.875	49.825	257.8	1:31:43.621							
36	1	1:45.911	22.048	34.712	49.151	256.5	1:19:27.688	<div style="border: 1px solid black; padding: 5px;"> <p>33 TF Sport Corvette Z06 LMGT3.R</p> <p>1. Ben KEATING LMGT3</p> <p>2. Jonny EDGAR 3. Daniel JUNCADELLA</p> </div>							1	3	5:04.488 B	1:26.806	44.725	2:52.957	141.5	5:04.488
37	1	1:46.974	22.548	35.164	49.262	257.8	1:21:14.662								2	3	2:20.547	41.260	40.609	58.678	165.4	7:25.035
38	1	1:48.780	22.406	34.795	51.579	259.6	1:23:03.442	3	3	1:59.395	24.769	39.541	55.085	255.9	9:24.430							
39	1	1:46.778	22.264	35.073	49.441	260.9	1:24:50.220	4	3	1:55.723	23.977	38.047	53.699	256.5	11:20.153							
40	1	1:49.227	22.693	36.645	49.889	259.0	1:26:39.447	5	3	1:54.325	23.708	37.468	53.149	257.8	13:14.478							
41	1	1:46.734	22.243	34.904	49.587	257.1	1:28:26.181	6	3	2:32.429 B	24.178	37.789	1:30.462	252.9	15:46.907							
42	1	1:46.614	22.111	34.967	49.536	256.5	1:30:12.795	7	3	2:21.527	44.133	41.069	56.325	137.2	18:08.434							
<div style="border: 1px solid black; padding: 5px;"> <p>31 The Bend Team WRT BMW M4 LMGT3</p> <p>1. Yasser SHAHIN LMGT3</p> <p>2. Timur BOGUSLAVSKIY 3. Augusto FARFUS</p> </div>								8	3	1:56.138	24.606	37.576	53.956	251.7	20:04.572							
1	3	2:14.361	37.872	41.016	55.473	164.6	2:14.361	9	3	1:52.860	23.617	37.433	51.810	255.9	21:57.432							
2	3	1:57.699	24.984	38.283	54.432	231.8	4:12.060	10	3	1:52.248	24.004	36.577	51.667	257.8	23:49.680							
3	3	1:55.312	23.765	37.305	54.242	252.3	6:07.372	11	3	1:47.915	22.809	35.016	50.090	260.2	25:37.595							
4	3	1:59.831	24.751	40.766	54.314	255.3	8:07.203	12	3	1:47.061	22.317	34.580	50.164	258.4	27:24.656							
5	3	1:53.561	23.433	37.199	52.929	255.3	10:00.764	13	3	1:45.745	22.123	34.355	49.267	258.4	29:10.401							
6	3	2:09.742 B	23.178	37.182	1:09.382	255.9	12:10.506	14	3	3:51.799 B	21.893	34.129	2:55.777	258.4	33:02.200							
7	1	4:49.733	3:16.247	39.985	53.501	139.2	17:00.239	15	1	2:16.289	40.687	41.494	54.108	165.4	35:18.489							
8	1	1:54.515	23.683	38.300	52.532	249.4	18:54.754	16	1	1:53.436	23.870	37.441	52.125	255.9	37:11.925							
9	1	1:52.684	23.498	36.883	52.303	253.5	20:47.438	17	1	2:05.908	26.242	38.122	1:01.544	238.4	39:17.833							
10	1	1:54.045	23.887	37.810	52.348	252.3	22:41.483															



FIA WEC
6 Hours of Imola
Free Practice 1
Sector Analysis

Lap under Red Flag Invalidated Lap Personal Best Session Best Crossing the pit lane

Lap	D	Time	Sector 1	Sector 2	Sector 3	T. Spd	Elapsed	Lap	D	Time	Sector 1	Sector 2	Sector 3	T. Spd	Elapsed
18	1	3:41.156	54.795	1:08.236	1:38.125	81.2	42:58.989	25	1	4:58.467 B	19.167	31.089	4:08.211	308.6	54:44.752
19	1	2:12.757	44.027	37.256	51.474	81.1	45:11.746	26	1	1:53.230	35.260	33.194	44.776	201.1	56:37.982
20	1	1:49.858	22.944	36.231	50.683	256.5	47:01.604	27	1	1:35.933	20.235	31.371	44.327	294.3	58:13.915
21	1	1:48.903	22.695	35.884	50.324	257.1	48:50.507	28	1	1:35.203	19.738	31.475	43.990	298.3	59:49.118
22	1	1:47.732	22.581	35.134	50.017	259.6	50:38.239	29	1	1:36.094	19.286	31.930	44.878	303.4	1:01:25.212
23	1	1:47.855	22.534	35.211	50.110	259.0	52:26.094	30	1	1:34.084	19.224	30.887	43.973	308.6	1:02:59.296
24	1	1:47.608	22.480	35.026	50.102	258.4	54:13.702	31	1	1:36.459	19.365	31.100	45.994	307.7	1:04:35.755
25	1	1:47.427	22.421	35.198	49.808	259.6	56:01.129	32	1	1:34.657	19.523	31.136	43.998	305.1	1:06:10.412
26	1	1:47.418	22.568	35.195	49.655	257.1	57:48.547	33	1	1:33.531	19.055	30.750	43.726	308.6	1:07:43.943
27	1	1:48.515	22.495	36.085	49.935	257.8	59:37.062	34	1	7:22.549 B	19.035	31.028	6:32.486	307.7	1:15:06.492
28	1	3:07.553 B	23.385	35.508	2:08.660	257.1	1:02:44.615	35	3	1:56.842	38.119	33.536	45.187	191.5	1:17:03.334
29	2	2:05.463	37.879	36.230	51.354	175.9	1:04:50.078	36	3	1:36.254	19.543	32.363	44.348	305.1	1:18:39.588
30	2	1:48.060	22.658	35.048	50.354	256.5	1:06:38.138	37	3	1:35.031	19.507	31.231	44.293	307.7	1:20:14.619
31	2	1:46.756	22.432	34.751	49.573	255.3	1:08:24.894	38	3	1:36.041	19.482	31.288	45.271	305.1	1:21:50.660
32	2	1:46.317	22.332	34.561	49.424	257.8	1:10:11.211	39	3	1:35.240	20.016	31.093	44.131	304.2	1:23:25.900
33	2	1:45.683	22.291	34.462	48.930	256.5	1:11:56.894	40	3	1:34.819	19.179	31.266	44.374	306.8	1:25:00.719
34	2	1:46.207	22.064	35.225	48.918	260.2	1:13:43.101	41	3	1:35.559	19.830	31.009	44.720	306.8	1:26:36.278
35	2	1:45.137	22.044	34.376	48.717	257.8	1:15:28.238	42	3	1:34.789	19.287	30.834	44.668	306.8	1:28:11.067
36	2	1:46.272	22.641	34.261	49.370	259.6	1:17:14.510	43	3	1:37.749	20.873	32.058	44.818	299.2	1:29:48.816
37	2	3:27.589 B	21.943	34.256	2:31.390	259.6	1:20:42.099	44	3	1:34.212	19.101	30.856	44.255	305.9	1:31:23.028
38	1	2:03.109	37.351	35.858	49.900	176.5	1:22:45.208	36 Alpine Endurance Team 1.Jules GOUNON 3.Mick SCHUMACHER Alpine A424 HYPERCAR H 2.Frédéric MAKOWIECKI							
39	1	1:48.078	22.389	35.076	50.613	260.2	1:24:33.286								
40	1	1:48.069	22.250	35.224	50.595	259.0	1:26:21.355	1	2	2:16.983	46.661	38.979	51.343	173.1	2:16.983
41	1	1:47.674	22.434	35.452	49.788	259.0	1:28:09.029	2	2	1:49.833	23.177	35.700	50.956	241.6	4:06.816
42	1	1:49.633	23.182	36.209	50.242	254.1	1:29:58.662	3	2	1:46.465	21.801	34.764	49.900	282.0	5:53.281
43	1	1:47.145	22.320	34.982	49.843	259.0	1:31:45.807	4	2	1:43.468	21.252	33.889	48.327	292.7	7:36.749
35 Alpine Endurance Team 1.Paul-Loup CHATIN 3.Charles MILESI Alpine A424 HYPERCAR H 2.Ferdinand HABSBURG								5	2	1:46.533	21.496	35.541	49.496	293.5	9:23.282
								6	2	1:44.152	21.042	33.735	49.375	296.7	11:07.434
1	2	2:24.065	46.578	42.292	55.195	159.5	2:24.065	7	2	1:46.258	20.922	34.469	50.867	298.3	12:53.692
2	2	1:50.798	23.008	36.456	51.334	259.6	4:14.863	8	2	1:44.948	20.602	34.427	49.919	301.7	14:38.640
3	2	1:50.314	23.070	36.172	51.072	275.5	6:05.177	9	2	1:45.049	20.725	33.927	50.397	295.9	16:23.689
4	2	1:46.136	22.073	34.852	49.211	281.2	7:51.313	10	2	8:21.424 B	21.237	34.353	7:25.834	286.5	24:45.113
5	2	1:44.517	21.514	34.218	48.785	294.3	9:35.830	11	2	2:16.028	47.239	38.438	50.351	126.8	27:01.141
6	2	1:43.669	21.415	33.835	48.419	288.8	11:19.499	12	1	1:42.635	22.094	33.488	47.053	257.8	28:43.776
7	2	1:44.660	20.825	34.163	49.672	302.5	13:04.159	13	1	1:40.839	22.261	33.220	45.358	247.1	30:24.615
8	2	1:42.421	20.616	33.711	48.094	303.4	14:46.580	14	1	1:35.312	19.988	31.025	44.299	301.7	31:59.927
9	2	1:44.187	20.814	35.094	48.279	304.2	16:30.767	15	1	1:34.271	19.500	30.735	44.036	305.9	33:34.198
10	2	1:43.420	20.500	33.861	49.059	303.4	18:14.187	16	1	1:36.782	19.315	31.147	46.320	305.9	35:10.980
11	2	6:26.154 B	20.697	33.505	5:31.952	299.2	24:40.341	17	1	1:33.321	19.173	30.528	43.620	305.9	36:44.301
12	2	2:06.092	41.223	36.483	48.386	159.5	26:46.433	18	1	1:35.033	19.445	31.652	43.936	307.7	38:19.334
13	2	1:41.344	20.941	33.967	46.436	293.5	28:27.777	19	1	2:49.941	21.242	51.001	1:37.698	263.4	41:09.275
14	2	1:34.821	19.643	31.219	43.969	303.4	30:02.608	20	1	3:00.250	54.843	1:07.892	57.515	80.9	44:09.525
15	2	1:33.906	19.394	30.578	43.934	305.1	31:36.514	21	1	1:39.958	19.421	32.043	48.494	308.6	45:49.483
16	2	1:35.195	19.382	31.458	44.355	305.1	33:11.709	22	1	1:38.503	19.420	31.453	47.630	303.4	47:27.986
17	2	2:28.497 B	21.282	31.686	1:35.529	305.9	35:40.206	23	1	1:33.432	19.135	30.514	43.783	308.6	49:01.418
18	1	1:54.159	36.871	32.391	44.897	195.7	37:34.365	24	1	1:33.740	19.011	30.504	44.225	309.5	50:35.158
19	1	1:46.956	19.429	30.521	57.006	304.2	39:21.321	25	1	1:33.947	19.036	30.471	44.440	308.6	52:09.105
20	1	3:42.465	55.003	1:08.559	1:38.903	81.5	43:03.786	26	1	1:33.484	18.985	30.396	44.103	309.5	53:42.589
21	1	1:59.589	41.841	32.255	45.493	78.3	45:03.375	27	1	1:33.211	19.051	30.457	43.703	307.7	55:15.800
22	1	1:33.236	19.069	30.390	43.777	305.9	46:36.611	28	1	2:37.704 B	19.175	30.673	1:47.856	307.7	57:53.504
23	1	1:36.018	19.104	30.316	46.598	306.8	48:12.629	29	3	1:52.997	36.067	32.435	44.495	200.0	59:46.501
24	1	1:33.656	19.141	30.775	43.740	305.9	49:46.285	30	3	1:37.992	20.987	32.509	44.496	279.8	1:01:24.493



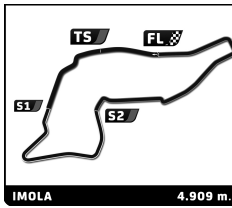
FIA WEC
6 Hours of Imola
Free Practice 1

Sector Analysis

Lap under Red Flag Invalidated Lap Personal Best Session Best Crossing the pit lane

Lap	D	Time	Sector 1	Sector 2	Sector 3	T. Spd	Elapsed	Lap	D	Time	Sector 1	Sector 2	Sector 3	T. Spd	Elapsed
31	3	1:34.010	19.222	30.668	44.120	311.2	1:02:58.503	38	2	1:35.368	18.970	31.739	44.659	311.2	1:24:42.884
32	3	1:34.915	19.184	31.142	44.589	311.2	1:04:33.418	39	2	1:36.901	19.052	31.586	46.263	310.3	1:26:19.785
33	3	1:35.662	19.457	32.538	43.667	309.5	1:06:09.080	40	2	1:38.379	19.883	30.957	47.539	285.0	1:27:58.164
34	3	1:32.850	18.907	30.457	43.486	309.5	1:07:41.930	41	2	1:35.637	19.159	31.914	44.564	305.1	1:29:33.801
35	3	1:35.079	19.195	31.762	44.122	310.3	1:09:17.009	42	2	1:33.248	18.930	30.854	43.464	307.7	1:31:07.049
36	3	1:33.579	19.052	30.948	43.579	309.5	1:10:50.588	46 Team WRT BMW M4 LMGT3							
37	3	8:57.713 B	20.704	30.838	8:06.171	309.5	1:19:48.301	1.Ahmad AL HARTHY 3.Kelvin VAN DER LINDE LMGT3							
38	3	1:49.462	34.482	31.352	43.628	210.1	1:21:37.763	2.Valentino ROSSI							
39	3	1:33.586	19.957	30.220	43.409	307.7	1:23:11.349	1	3	2:15.654	38.202	41.420	56.032	155.2	2:15.654
40	3	1:34.590	18.984	30.896	44.710	309.5	1:24:45.939	2	3	1:57.438	24.697	38.494	54.247	251.7	4:13.092
41	3	2:41.643 B	18.935	30.890	1:51.818	307.7	1:27:27.582	3	3	1:56.863	25.287	38.122	53.454	255.3	6:09.955
42	2	1:51.380	35.141	32.017	44.222	209.3	1:29:18.962	4	3	2:02.814	26.176	40.043	56.595	225.5	8:12.769
43	2	1:34.209	19.310	31.129	43.770	306.8	1:30:53.171	5	3	1:53.757	23.608	37.083	53.066	254.7	10:06.526
38 Cadillac Hertz Team JOTA Cadillac V-Series.R															
1.Earl BAMBER 3.Jenson BUTTON															
2.Sebastien BOURDAIS								HYPERCAR H							
1	1	2:48.367	1:06.047	43.732	58.588	159.1	2:48.367	6	3	1:53.225	23.477	36.967	52.781	254.7	11:59.751
2	1	2:21.767	26.338	37.673	1:17.756	166.2	5:10.134	7	3	2:16.611 B	24.995	39.837	1:11.779	240.5	14:16.362
3	1	7:45.999 B	23.844	35.041	6:47.114	270.0	12:56.133	8	2	4:43.129	3:13.158	36.916	53.055	175.6	18:59.491
4	1	1:59.461	36.920	34.236	48.305	198.5	14:55.594	9	2	1:51.302	23.027	36.088	52.187	254.1	20:50.793
5	1	1:41.572	21.052	33.109	47.411	298.3	16:37.166	10	2	2:09.438 B	23.098	36.651	1:09.689	255.3	23:00.231
6	1	1:41.651	20.293	33.423	47.935	305.1	18:18.817	11	2	2:57.649	1:26.446	39.865	51.338	162.4	25:57.880
7	1	1:42.003	21.073	32.748	48.182	302.5	20:00.820	12	2	1:50.232	23.708	36.370	50.154	257.1	27:48.112
8	1	1:43.701	20.377	33.118	50.206	302.5	21:44.521	13	2	1:46.470	22.423	34.725	49.322	257.1	29:34.582
9	1	2:44.891 B	20.250	32.554	1:52.087	305.1	24:29.412	14	2	1:45.947	22.014	34.820	49.113	259.0	31:20.529
10	1	2:08.464	41.014	38.115	49.335	157.4	26:37.876	15	2	1:45.353	22.263	34.828	48.262	258.4	33:05.882
11	1	1:39.659	21.067	32.785	45.807	272.7	28:17.535	16	2	1:43.895	21.986	33.796	48.113	260.9	34:49.777
12	1	1:37.431	20.090	31.813	45.528	305.9	29:54.966	17	2	1:43.978	22.032	33.943	48.003	258.4	36:33.755
13	1	1:34.355	19.382	30.826	44.147	309.5	31:29.321	18	2	1:44.206	21.926	33.977	48.303	259.0	38:17.961
14	1	3:10.193 B	19.851	30.473	2:19.869	309.5	34:39.514	19	2	2:59.612 B	22.309	54.325	1:42.978	261.5	41:17.573
15	3	1:54.859	37.133	32.553	45.173	187.5	36:34.373	20	1	3:35.941	2:01.182	43.286	51.473	81.5	44:53.514
16	3	1:34.508	19.511	31.230	43.767	309.5	38:08.881	21	1	1:47.171	22.654	34.773	49.744	259.0	46:40.685
17	3	2:28.118	19.167	32.062	1:36.889	310.3	40:36.999	22	1	1:45.655	22.245	34.232	49.178	257.8	48:26.340
18	3	1:39.509	54.612	1:07.956	1:16.941	80.9	43:56.508	23	1	1:46.763	22.222	34.221	50.320	258.4	50:13.103
19	3	1:36.535	20.374	32.056	44.105	290.3	45:33.043	24	1	1:44.731	21.991	34.032	48.708	259.6	51:57.834
20	3	1:34.141	19.219	31.451	43.471	309.5	47:07.184	25	1	1:45.769	21.936	34.009	49.824	260.9	53:43.603
21	3	1:40.565	19.132	31.603	49.830	312.1	48:47.749	26	1	1:45.205	21.982	34.440	48.783	260.2	55:28.808
22	3	1:32.805	19.044	30.294	43.467	309.5	50:20.554	27	1	1:44.836	22.062	34.122	48.652	259.0	57:13.644
23	3	3:24.112 B	19.701	30.774	2:33.637	311.2	53:44.666	28	1	1:45.101	22.006	34.424	48.671	258.4	58:58.745
24	2	1:55.137	37.480	32.564	45.093	193.5	55:39.803	29	1	1:44.502	21.816	34.330	48.356	260.9	1:00:43.247
25	2	1:35.217	20.309	31.053	43.855	288.0	57:15.020	30	1	1:44.295	21.804	34.344	48.147	259.6	1:02:27.542
26	2	1:34.454	20.222	30.501	43.731	309.5	58:49.474	31	1	1:44.069	21.918	34.062	48.089	259.0	1:04:11.611
27	2	1:34.524	19.274	30.395	44.855	308.6	1:00:23.998	32	1	2:01.038 B	21.726	33.916	1:05.396	260.2	1:06:12.649
28	2	1:35.748	20.636	30.402	44.710	308.6	1:01:59.746	33	3	4:03.504	2:40.625	34.317	48.562	178.5	1:10:16.153
29	2	1:33.565	19.042	30.501	44.022	308.6	1:03:33.311	34	3	1:43.649	21.582	33.836	48.231	262.1	1:11:59.802
30	2	1:34.985	19.515	31.284	44.186	312.1	1:05:08.296	35	3	1:46.820	21.710	34.038	51.072	260.2	1:13:46.622
31	2	1:33.079	19.053	30.396	43.630	309.5	1:06:41.375	36	3	1:43.453	21.661	33.819	47.973	262.1	1:15:30.075
32	2	1:33.138	18.811	30.401	43.926	309.5	1:08:14.513	37	3	1:43.697	21.613	33.816	48.268	262.1	1:17:13.772
33	2	8:16.154 B	19.348	30.989	7:25.817	312.1	1:16:30.667	38	3	2:00.846 B	21.708	33.800	48.338	258.4	1:19:14.618
34	2	1:51.903	35.897	32.013	43.993	157.9	1:18:22.570	39	2	3:33.403	2:07.478	34.459	51.466	178.8	1:22:48.021
35	2	1:33.761	19.070	30.874	43.817	309.5	1:19:56.331	40	2	1:45.734	22.511	34.537	48.686	260.9	1:24:33.755
36	2	1:35.025	19.467	30.872	44.686	305.9	1:21:31.356	41	2	1:46.353	21.971	35.500	48.882	259.6	1:26:20.108
37	2	1:36.160	19.604	31.012	45.544	310.3	1:23:07.516	42	2	1:45.338	22.065	34.503	48.770	260.2	1:28:05.446
								43	2	1:44.692	21.878	34.265	48.549	260.2	1:29:50.138
								44	2	2:01.380 B	21.811	34.326	1:05.243	260.9	1:31:51.518

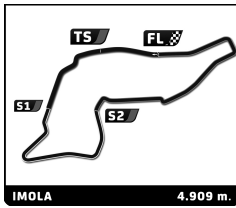




FIA WEC
6 Hours of Imola
Free Practice 1
Sector Analysis

Lap under Red Flag Invalidated Lap Personal Best Session Best Crossing the pit lane

Lap	D	Time	Sector 1	Sector 2	Sector 3	T. Spd	Elapsed	Lap	D	Time	Sector 1	Sector 2	Sector 3	T. Spd	Elapsed
50 Ferrari AF Corse 1. Antonio FUOCO 2. Miguel MOLINA 3. Nicklas NIELSEN Ferrari 499P HYPERCAR H								5 1 1:41.240 20.555 33.130 47.555 299.2 15:34.548							
1 3 7:00.706 B 2:07.832 44.382 4:08.492 144.8 7:00.706								6 1 2:30.043 B 20.341 33.541 2:36.161 305.1 19:04.591							
2 3 2:14.386 40.694 38.305 55.387 153.2 9:15.092								7 1 1:58.663 37.700 33.607 47.356 194.2 21:03.254							
3 3 1:50.026 23.331 36.306 50.389 241.6 11:05.118								8 1 1:44.319 21.404 33.591 49.324 295.9 22:47.573							
4 3 1:47.149 22.189 35.097 49.863 266.7 12:52.267								9 1 1:41.351 20.228 32.542 48.581 303.4 24:28.924							
5 3 1:45.380 21.087 34.995 49.298 295.9 14:37.647								10 1 1:39.757 20.785 32.370 46.602 300.0 26:08.681							
6 3 1:45.015 20.961 34.335 49.719 295.9 16:22.662								11 1 1:41.701 20.175 32.916 48.610 302.5 27:50.382							
7 3 1:43.246 20.998 33.812 48.436 294.3 18:05.908								12 1 4:58.790 B 20.758 33.441 4:04.591 304.2 32:49.172							
8 3 1:40.438 20.486 33.055 46.897 295.1 19:46.346								13 2 2:08.970 44.346 37.376 47.248 143.8 34:58.142							
9 3 1:39.452 20.359 32.333 46.760 297.5 21:25.798								14 2 1:41.270 20.376 32.306 48.588 304.2 36:39.412							
10 3 1:41.440 21.264 33.093 47.083 294.3 23:07.238								15 2 1:34.311 19.546 31.034 43.731 309.5 38:13.723							
11 3 1:39.694 20.115 32.514 47.065 303.4 24:46.932								16 2 2:34.633 19.279 37.524 1:37.830 305.9 40:48.356							
12 3 1:43.704 22.557 34.358 46.789 279.8 26:30.636								17 2 3:11.048 54.530 1:07.942 1:08.576 81.4 43:59.404							
13 3 7:47.533 B 20.373 33.057 6:54.103 299.2 34:18.169								18 2 1:44.262 22.225 34.113 47.924 267.3 45:43.666							
14 1 2:03.449 40.840 35.249 47.360 161.4 36:21.618								19 2 1:33.179 19.168 30.549 43.462 305.9 47:16.845							
15 1 1:37.914 20.394 32.063 45.457 304.2 37:59.532								20 2 1:33.055 18.985 30.146 43.924 309.5 48:49.900							
16 1 2:25.836 19.899 32.982 1:32.955 309.5 40:25.368								21 2 1:32.607 19.075 30.304 43.228 300.8 50:22.507							
17 1 3:21.791 54.568 1:08.001 1:19.222 81.4 43:47.159								22 2 1:34.616 19.146 31.790 43.680 298.3 51:57.123							
18 1 1:36.096 20.870 31.046 44.180 301.7 45:23.255								23 2 1:32.740 19.017 30.309 43.414 300.0 53:29.863							
19 1 1:34.019 19.275 30.550 44.194 311.2 46:57.274								24 2 1:32.862 19.111 30.448 43.303 298.3 55:02.725							
20 1 1:35.516 19.129 31.445 44.942 314.0 48:32.790								25 2 1:37.058 19.140 31.962 45.956 298.3 56:39.783							
21 1 1:32.741 18.995 30.559 43.187 305.9 50:05.531								26 2 1:35.162 19.287 31.953 43.922 299.2 58:14.945							
22 1 1:32.301 18.947 30.197 43.157 310.3 51:37.832								27 2 4:10.609 B 19.714 33.530 3:17.365 307.7 1:02:25.554							
23 1 1:32.585 18.971 30.392 43.222 305.1 53:10.417								28 3 1:55.973 37.817 32.882 45.274 189.5 1:04:21.527							
24 1 1:34.787 19.937 31.141 43.709 305.9 54:45.204								29 3 1:34.962 19.649 31.581 43.732 295.9 1:05:56.489							
25 1 4:39.524 B 19.198 30.727 3:49.599 307.7 59:24.728								30 3 1:33.883 19.316 31.232 43.335 300.8 1:07:30.372							
26 2 1:53.894 36.430 32.515 44.949 199.6 1:01:18.622								31 3 1:35.619 20.478 31.769 43.372 295.1 1:09:05.991							
27 2 1:34.438 19.599 31.060 43.779 301.7 1:02:53.060								32 3 1:33.890 19.223 31.199 43.468 301.7 1:10:39.881							
28 2 1:35.345 19.500 31.173 44.672 304.2 1:04:28.405								33 3 1:37.090 21.711 31.341 44.038 298.3 1:12:16.971							
29 2 1:33.557 19.249 30.953 43.355 305.1 1:06:01.962								34 3 1:33.919 19.098 31.292 43.529 300.8 1:13:50.890							
30 2 1:33.523 19.158 30.808 43.557 299.2 1:07:35.485								35 3 1:35.931 20.536 31.073 44.322 301.7 1:15:26.821							
31 2 1:35.510 19.199 31.529 44.782 301.7 1:09:10.995								36 3 1:33.454 19.272 30.986 43.196 300.8 1:17:00.275							
32 2 1:33.607 19.120 30.710 43.777 296.7 1:10:44.602								37 3 1:34.823 20.377 31.010 43.436 311.2 1:18:35.098							
33 2 1:34.894 19.549 31.363 43.982 299.2 1:12:19.496								38 3 1:32.652 19.080 30.545 43.027 308.6 1:20:07.750							
34 2 1:34.493 19.323 30.990 44.180 302.5 1:13:53.989								39 3 1:36.353 21.181 31.530 43.642 270.7 1:21:44.103							
35 2 1:35.388 19.284 31.667 44.437 305.1 1:15:29.377								40 3 2:52.444 B 19.080 30.348 2:03.016 309.5 1:24:36.547							
36 2 1:34.894 19.686 31.144 44.064 298.3 1:17:04.271								41 1 1:51.837 35.948 31.681 44.208 181.2 1:26:28.384							
37 2 1:35.700 19.512 32.226 43.962 314.9 1:18:39.971								42 1 1:35.000 19.021 31.196 44.783 308.6 1:28:03.384							
38 2 1:39.766 19.424 34.342 46.000 309.5 1:20:19.737								43 1 1:33.413 19.049 30.617 43.747 310.3 1:29:36.797							
39 2 3:10.564 B 19.182 30.742 2:20.640 300.0 1:23:30.301								44 1 1:32.767 19.031 30.572 43.164 311.2 1:31:09.564							
40 3 1:51.772 35.304 32.161 44.307 206.9 1:25:22.073															
41 3 1:35.128 19.550 31.103 44.475 306.8 1:26:57.201															
42 3 1:35.793 19.837 31.410 44.546 308.6 1:28:32.994															
43 3 1:35.083 19.790 30.908 44.385 308.6 1:30:08.077															
51 Ferrari AF Corse 1. Alessandro PIER GUIDI 2. James CALADO 3. Antonio GIOVINAZZI Ferrari 499P HYPERCAR H								54 Vista AF Corse 1. Thomas FLOHR 2. Francesco CASTELLACCI 3. Davide RIGON Ferrari 296 LMGT3 LMGT3							
1 1 8:19.894 B 1:06.466 40.324 6:33.104 129.0 8:19.894								1 3 4:40.574 B 1:31.723 45.246 2:23.605 151.9 4:40.574							
2 1 2:05.601 38.937 36.368 50.296 190.5 10:25.495								2 3 2:14.575 40.306 39.450 54.819 168.7 6:55.149							
3 1 1:44.936 22.039 34.864 48.033 280.5 12:10.431								3 3 1:54.834 24.055 37.528 53.251 254.1 8:49.983							
4 1 1:42.877 20.723 33.692 48.462 301.7 13:53.308								4 3 1:53.724 23.665 37.181 52.878 257.1 10:43.707							
								5 3 1:55.031 23.327 37.829 53.875 257.8 12:38.738							
								6 3 1:53.283 23.567 37.119 52.597 258.4 14:32.021							
								7 3 13:15.853 B 22.977 37.057 ... 258.4 27:47.874							
								8 3 2:13.885 41.982 39.326 52.577 152.8 30:01.759							
								9 3 1:48.010 23.088 35.347 49.575 257.8 31:49.769							
								10 3 1:45.020 22.265 34.175 48.580 257.1 33:34.789							

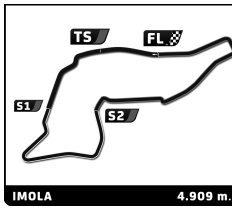


FIA WEC
6 Hours of Imola
Free Practice 1
Sector Analysis

Lap under Red Flag Invalidated Lap Personal Best Session Best Crossing the pit lane

Lap	D	Time	Sector 1	Sector 2	Sector 3	T. Spd	Elapsed	Lap	D	Time	Sector 1	Sector 2	Sector 3	T. Spd	Elapsed
11	3	1:44.149	21.842	34.056	48.251	260.9	35:18.938	23	1	1:45.818	22.023	34.822	48.973	259.6	54:37.489
12	3	1:46.588	23.323	33.971	49.294	260.2	37:05.526	24	1	1:45.214	21.992	34.293	48.929	258.4	56:22.703
13	3	3:30.789 B	22.013	34.052	2:34.724	259.6	40:36.315	25	1	1:46.422	22.155	34.920	49.347	258.4	58:09.125
14	1	3:25.088	59.889	1:08.495	1:16.704	81.2	44:01.403	26	1	1:48.951	22.146	36.590	50.215	260.2	59:58.076
15	1	1:54.183	24.860	37.589	51.734	249.4	45:55.586	27	1	1:45.378	21.997	34.526	48.855	257.1	1:01:43.454
16	1	1:48.577	23.078	35.657	49.842	259.6	47:44.163	28	1	1:44.992	22.049	34.334	48.609	258.4	1:03:28.446
17	1	1:47.186	22.972	34.995	49.219	248.8	49:31.349	29	1	2:45.373 B	21.843	34.546	2:48.984	259.0	1:07:13.819
18	1	1:46.652	22.496	34.965	49.191	259.6	51:18.001	30	2	2:02.842	37.548	35.725	49.569	178.5	1:09:16.661
19	1	1:45.679	22.263	34.442	48.974	259.6	53:03.680	31	2	1:45.306	22.225	34.494	48.587	261.5	1:11:01.967
20	1	1:49.036	22.535	34.543	51.958	260.2	54:52.716	32	2	1:45.297	22.220	34.402	48.675	259.6	1:12:47.264
21	1	3:32.489 B	22.181	38.684	2:31.624	262.1	58:25.205	33	2	1:47.936	22.282	36.577	49.977	259.0	1:14:35.200
22	1	2:02.464	37.389	34.733	50.342	177.3	1:00:27.669	34	2	1:48.333	22.410	34.968	50.955	259.6	1:16:23.533
23	1	1:46.435	22.357	34.843	49.235	259.6	1:02:14.104	35	2	1:46.332	22.099	34.252	49.981	257.8	1:18:09.865
24	1	1:45.775	22.281	34.442	49.052	259.6	1:03:59.879	36	2	1:47.464	22.037	35.507	49.920	259.6	1:19:57.329
25	1	1:44.843	22.058	34.228	48.557	260.2	1:05:44.722	37	2	1:46.062	22.280	34.769	49.013	257.8	1:21:43.391
26	1	1:46.596	22.652	34.861	49.083	260.9	1:07:31.318	38	2	1:45.661	22.039	34.504	49.118	259.6	1:23:29.052
27	1	1:47.014	21.911	34.638	50.465	262.8	1:09:18.332	39	2	1:45.600	22.230	34.429	48.941	259.0	1:25:14.652
28	1	3:12.185 B	22.012	34.385	2:15.788	262.8	1:12:30.517	60 Iron Lynx 1. Claudio SCHIAVONI 3. Matteo CAIROLI Mercedes-AMG LMGT3 2. Matteo CRESSONI LMGT3							
29	2	2:08.669	38.448	38.120	52.101	177.9	1:14:39.186	1	2	3:02.002	1:19.939	43.347	58.716	137.9	3:02.002
30	2	1:46.250	22.639	34.560	49.051	262.1	1:16:25.436	2	2	2:00.463	25.686	40.043	54.734	246.6	5:02.465
31	2	1:52.689	22.172	34.358	56.159	259.0	1:18:18.125	3	2	1:55.835	24.185	37.935	53.715	253.5	6:58.300
32	2	1:45.433	22.110	34.249	49.074	259.6	1:20:03.558	4	2	1:54.827	23.817	37.526	53.484	254.1	8:53.127
33	2	1:45.443	22.138	34.385	48.920	259.0	1:21:49.001	5	2	1:54.148	23.646	37.329	53.173	255.3	10:47.275
34	2	1:45.947	22.033	34.616	49.298	260.9	1:23:34.948	6	2	1:54.686	23.545	37.902	53.239	257.1	12:41.961
35	2	1:44.994	22.122	34.297	48.575	260.2	1:25:19.942	7	2	1:56.342	23.655	39.210	53.477	255.3	14:38.303
36	2	1:45.421	21.953	34.426	49.042	259.0	1:27:05.363	8	2	1:52.876	23.398	36.895	52.583	256.5	16:31.179
37	2	1:44.754	21.930	34.283	48.541	259.6	1:28:50.117	9	2	1:53.043	23.324	37.113	52.606	255.3	18:24.222
38	2	1:44.866	21.899	34.176	48.791	258.4	1:30:34.983	10	2	1:52.076	23.371	36.402	52.303	254.7	20:16.298
59 United Autosports 1. James COTTINGHAM 3. Grégoire SAUCY McLaren 720S LMGT3 Evo 2. Sébastien BAUD LMGT3							11	2	3:24.451 B	23.714	36.909	2:23.828	255.9	23:40.749	
1	3	3:56.680	2:14.335	43.861	58.484	112.7	3:56.680	12	2	2:20.074	45.494	41.199	53.381	135.0	26:00.823
2	3	4:07.427 B	25.281	39.145	3:03.001	247.7	8:04.107	13	2	1:51.709	23.356	35.962	52.391	253.5	27:52.532
3	3	2:24.270	45.451	40.231	58.588	94.9	10:28.377	14	2	1:47.415	22.723	35.035	49.657	257.1	29:39.947
4	3	1:55.060	23.754	37.694	53.612	256.5	12:23.437	15	2	1:47.437	23.562	34.482	49.393	257.8	31:27.384
5	3	1:53.621	23.175	37.047	53.399	254.7	14:17.058	16	2	1:45.398	22.357	34.137	48.904	257.1	33:12.782
6	3	1:54.002	23.287	37.280	53.435	255.3	16:11.060	17	2	3:16.642 B	22.199	34.631	2:19.812	257.8	36:29.424
7	3	4:13.191 B	23.292	37.015	3:12.884	254.7	20:24.251	18	3	2:02.901	37.579	35.656	49.666	170.6	38:32.325
8	3	2:27.177	48.998	42.726	55.453	80.2	22:51.428	19	3	3:03.414	22.361	1:02.541	1:38.512	255.3	41:35.739
9	3	1:52.890	24.033	36.721	52.136	254.1	24:44.318	20	3	2:49.713	55.034	1:05.052	49.627	80.7	44:25.452
10	3	1:52.207	23.900	35.199	53.108	256.5	26:36.525	21	3	1:46.283	22.170	34.083	50.030	255.3	46:11.735
11	3	1:45.637	22.136	34.400	49.101	257.1	28:22.162	22	3	1:44.308	21.898	33.870	48.540	259.0	47:56.043
12	3	1:47.037	21.921	33.932	51.184	258.4	30:09.199	23	3	1:44.381	21.837	34.024	48.520	257.1	49:40.424
13	3	1:44.488	21.785	33.929	48.774	258.4	31:53.687	24	3	1:44.633	21.885	33.795	48.953	258.4	51:25.057
14	3	1:46.516	21.693	33.778	51.045	260.9	33:40.203	25	3	1:43.966	21.808	33.821	48.337	257.1	53:09.023
15	3	1:47.002	21.846	35.091	50.065	259.6	35:27.205	26	3	3:30.651 B	21.802	33.975	2:34.874	259.0	56:39.674
16	3	1:44.757	21.904	33.987	48.866	257.8	37:11.962	27	1	2:15.439	41.381	40.443	53.615	165.6	58:55.113
17	3	1:44.245	21.744	33.844	48.657	257.8	38:56.207	28	1	1:54.713	23.942	38.261	52.510	255.3	1:00:49.826
18	3	6:23.619 B	47.026	1:08.798	4:27.795	81.2	45:19.826	29	1	1:54.008	23.427	37.122	53.459	255.3	1:02:43.834
19	1	2:11.772	40.807	38.578	52.387	164.4	47:31.598	30	1	1:50.718	23.187	36.361	51.170	257.1	1:04:34.552
20	1	1:47.226	22.723	34.958	49.545	257.8	49:18.824	31	1	1:52.324	23.482	38.061	50.781	257.1	1:06:26.876
21	1	1:47.573	22.358	35.888	49.327	257.1	51:06.397	32	1	1:49.224	23.033	35.849	50.342	257.1	1:08:16.100
22	1	1:45.274	21.893	34.672	48.709	259.6	52:51.671	33	1	1:50.208	23.662	36.139	50.407	256.5	1:10:06.308





FIA WEC

6 Hours of Imola

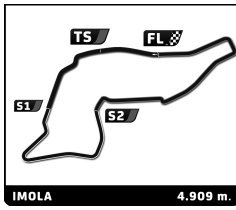
Free Practice 1

Sector Analysis

Lap under Red Flag Invalidated Lap Personal Best Session Best Crossing the pit lane

Lap	D	Time	Sector 1	Sector 2	Sector 3	T. Spd	Elapsed	Lap	D	Time	Sector 1	Sector 2	Sector 3	T. Spd	Elapsed
34	1	1:49.078	22.976	35.559	50.543	254.1	1:11:55.386	40	3	1:46.551	21.925	34.947	49.679	254.7	1:26:40.394
35	1	1:53.230	23.172	36.274	53.784	255.3	1:13:48.616	41	3	1:48.360	21.947	34.639	51.774	254.7	1:28:28.754
36	1	1:51.069	23.384	36.962	50.723	255.3	1:15:39.685	42	3	1:46.463	22.069	34.385	50.009	252.3	1:30:15.217
37	1	1:48.938	22.907	35.491	50.540	254.1	1:17:28.623	77 Proton Competition Ford Mustang LMGT3							
38	1	1:50.467	22.965	36.932	50.570	252.9	1:19:19.090	1. Bernardo SOUSA							
39	1	1:50.094	22.924	35.499	51.671	255.9	1:21:09.184	2. Ben TUCK							
40	1	1:50.204	23.110	36.828	50.266	255.3	1:22:59.388	1	3	3:29.055	1:46.516	44.433	58.106	156.1	3:29.055
41	1	1:50.246	22.754	35.822	51.670	256.5	1:24:49.634	2	3	1:58.316	25.126	38.726	54.464	224.5	5:27.371
42	1	1:52.603	23.141	37.634	51.828	255.9	1:26:42.237	3	3	1:58.301	24.236	38.207	55.858	252.3	7:25.672
43	1	1:50.214	22.961	36.446	50.807	255.9	1:28:32.451	4	3	7:41.910 B	24.167	38.545	6:39.198	252.9	15:07.582
44	1	1:49.877	23.223	36.505	50.149	255.3	1:30:22.328	5	3	2:07.519	37.991	37.206	52.322	176.5	17:15.101
61 Iron Lynx Mercedes-AMG LMGT3								77 Proton Competition Ford Mustang LMGT3							
1. Christian RIED								1. Bernardo SOUSA							
2. Lin HODENIUS								2. Ben TUCK							
3. Maxime MARTIN								3. Benjamin BARKER							
1	2	3:04.284	1:22.260	43.331	58.693	132.2	3:04.284	6	3	1:53.090	23.255	37.078	52.757	255.9	19:08.191
2	2	1:59.027	24.865	39.057	55.105	251.7	5:03.311	7	3	3:56.118 B	23.390	37.072	2:55.656	255.9	23:04.309
3	2	1:56.453	24.403	38.056	53.994	253.5	6:59.764	8	3	2:11.728	41.708	37.827	52.193	149.0	25:16.037
4	2	1:55.581	24.013	37.868	53.700	254.1	8:55.345	9	3	1:47.990	23.113	35.079	49.798	260.2	27:04.027
5	2	1:54.998	24.156	37.434	52.408	253.5	10:50.343	10	3	1:44.999	22.064	34.145	48.790	261.5	28:49.026
6	2	1:54.892	23.790	37.801	53.301	254.7	12:45.235	11	3	1:45.319	21.897	33.929	49.493	262.8	30:34.345
7	2	2:35.238 B	24.081	38.516	1:32.641	252.3	15:20.473	12	3	5:19.337 B	22.148	34.866	4:22.323	260.9	35:53.682
8	2	2:27.768	44.114	43.658	59.996	154.3	17:48.241	13	1	2:10.407	41.184	37.519	51.704	171.7	38:04.089
9	2	2:01.391	27.250	39.572	54.569	228.3	19:49.632	14	1	2:37.285	22.620	35.278	1:39.387	262.8	40:41.374
10	2	1:55.190	23.780	36.674	54.736	252.9	21:44.822	15	1	3:19.239	55.414	1:08.919	1:14.906	80.6	44:00.613
11	2	1:50.876	23.082	36.497	51.297	255.3	23:35.698	16	1	1:51.619	23.094	36.120	52.405	246.6	45:52.232
12	2	1:48.934	23.239	35.029	50.666	253.5	25:24.632	17	1	1:45.997	22.191	34.550	49.256	266.0	47:38.229
13	2	3:57.230 B	22.872	35.879	2:58.479	253.5	29:21.862	18	1	1:46.245	22.070	34.425	49.750	264.1	49:24.474
14	1	2:19.924	43.262	41.168	55.504	141.2	31:41.796	19	1	1:46.083	22.262	34.433	49.388	264.7	51:10.557
15	1	1:56.141	24.981	38.067	53.093	235.8	33:37.937	20	1	1:45.030	22.021	34.255	48.754	264.1	52:55.587
16	1	1:51.076	23.449	36.749	50.878	253.5	35:29.013	21	1	1:45.007	21.874	34.354	48.779	264.1	54:40.594
17	1	1:49.545	23.068	35.808	50.669	253.5	37:18.558	22	1	1:44.747	21.848	34.217	48.682	264.1	56:25.341
18	1	2:02.154	23.116	35.467	1:03.571	244.3	39:20.712	23	1	7:50.479 B	22.012	35.317	6:53.150	264.7	1:04:15.820
19	1	2:42.816	55.145	1:08.700	1:38.971	80.9	43:03.528	24	2	2:02.472	37.123	35.486	49.863	180.6	1:06:18.292
20	1	2:08.625	42.603	35.684	50.338	80.5	45:12.153	25	2	1:45.520	22.136	34.373	49.011	262.1	1:08:03.812
21	1	1:50.254	23.085	36.147	51.022	252.3	47:02.407	26	2	1:44.713	21.884	34.210	48.619	261.5	1:09:48.525
22	1	1:49.148	22.780	35.801	50.567	254.7	48:51.555	27	2	1:44.782	21.887	34.081	48.814	260.9	1:11:33.307
23	1	1:48.336	22.737	35.510	50.089	255.3	50:39.891	28	2	3:55.313 B	22.890	34.110	2:58.313	262.1	1:15:28.620
24	1	1:47.938	22.767	35.137	50.034	254.7	52:27.829	29	2	2:01.483	37.151	35.439	48.893	182.1	1:17:30.103
25	1	1:48.348	22.756	35.516	50.076	254.1	54:16.177	30	2	1:46.588	22.100	35.374	49.114	261.5	1:19:16.691
26	1	1:48.140	22.849	35.214	50.077	254.1	56:04.317	31	2	1:44.337	21.734	34.154	48.449	263.4	1:21:01.028
27	1	1:48.720	23.283	35.263	50.174	239.5	57:53.037	32	2	1:45.521	21.944	34.385	49.192	262.1	1:22:46.549
28	1	1:48.365	23.188	35.210	49.967	254.7	59:41.402	33	2	1:45.618	21.570	34.825	49.223	264.7	1:24:32.167
29	1	1:48.197	23.078	35.110	50.009	254.1	1:01:29.599	34	2	1:46.037	21.625	34.126	50.286	261.5	1:26:18.204
30	1	1:50.307	24.602	35.495	50.210	252.3	1:03:19.906	35	2	1:46.320	21.890	34.248	50.182	262.1	1:28:04.524
31	1	5:10.236 B	22.941	35.074	4:12.221	251.7	1:08:30.142	36	2	1:44.758	21.782	34.519	48.457	264.7	1:29:49.282
32	3	2:04.063	37.985	35.452	50.626	169.3	1:10:34.205	78 Akkodis ASP Team Lexus RC F LMGT3							
33	3	1:46.630	22.340	34.941	49.349	252.9	1:12:20.835	1. Arnold ROBIN							
34	3	1:45.617	22.202	34.451	48.964	254.7	1:14:06.452	2. Finn GEHRITZ							
35	3	1:45.947	22.302	34.319	49.326	251.7	1:15:52.399	3. Esteban MASSON							
36	3	1:45.615	22.220	34.338	49.057	251.7	1:17:38.014	1	3	4:08.129	2:28.910	42.649	56.570	133.5	4:08.129
37	3	1:44.817	21.972	34.124	48.721	252.3	1:19:22.831	2	3	2:01.324	25.047	39.625	56.652	258.4	6:09.453
38	3	3:30.496 B	21.914	34.492	2:34.090	253.5	1:22:53.327	3	3	1:56.045	23.743	38.013	54.289	262.1	8:05.498
39	3	2:00.516	36.502	34.525	49.489	173.1	1:24:53.843	4	3	1:54.049	23.634	37.405	53.010	260.9	9:59.547
								5	3	1:52.466	23.049	37.000	52.417	261.5	11:52.013
								6	3	7:01.988 B	23.065	37.149	6:01.774	262.1	18:54.001
								7	3	2:06.623	38.895	36.170	51.558	166.2	21:00.624
								8	3	1:50.917	23.290	36.305	51.322	243.8	22:51.541



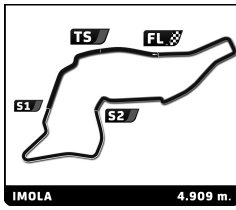


FIA WEC
6 Hours of Imola
Free Practice 1
Sector Analysis

Lap under Red Flag Invalidated Lap Personal Best Session Best Crossing the pit lane

Lap	D	Time	Sector 1	Sector 2	Sector 3	T. Spd	Elapsed	Lap	D	Time	Sector 1	Sector 2	Sector 3	T. Spd	Elapsed
9	3	1:50.406	22.906	36.105	51.395	260.9	24:41.947	22	1	1:45.696	22.233	34.429	49.034	259.6	49:22.422
10	3	6:31.891 B	23.965	36.063	5:31.863	262.1	31:13.838	23	1	1:45.621	21.869	34.600	49.152	264.7	51:08.043
11	3	2:12.184	42.563	38.576	51.045	146.7	33:26.022	24	1	1:45.267	21.920	34.332	49.015	260.2	52:53.310
12	3	1:45.983	22.229	34.888	48.866	262.8	35:12.005	25	1	1:45.729	21.995	34.450	49.284	260.9	54:39.039
13	3	1:48.325	21.930	34.622	51.773	265.4	37:00.330	26	1	1:45.657	22.131	34.462	49.064	260.9	56:24.696
14	3	1:43.423	21.791	33.606	48.026	264.7	38:43.753	27	1	1:46.217	22.066	35.080	49.071	261.5	58:10.913
15	3	4:45.482 B	29.982	1:08.372	3:07.128	264.7	43:29.235	28	1	1:49.297	21.975	35.584	51.738	263.4	1:00:00.210
16	2	2:04.319	39.258	35.656	49.405	170.1	45:33.554	29	1	1:45.568	21.945	34.590	49.033	262.1	1:01:45.778
17	2	1:45.693	22.045	34.467	49.181	264.7	47:19.247	30	1	1:45.467	21.985	34.482	49.000	260.9	1:03:31.245
18	2	1:47.310	22.085	35.561	49.664	264.1	49:06.557	31	1	5:58.543 B	22.106	34.743	5:01.694	260.9	1:09:29.788
19	2	1:44.692	22.118	34.128	48.446	262.8	50:51.249	32	2	2:04.557	37.754	36.078	50.275	175.6	1:11:34.345
20	2	1:44.506	21.865	33.944	48.697	264.1	52:35.755	33	2	1:47.612	22.847	35.254	49.511	260.2	1:13:21.957
21	2	1:44.371	21.458	34.141	48.772	266.7	54:20.126	34	2	1:46.326	22.133	34.839	49.354	257.8	1:15:08.283
22	2	1:44.358	21.679	34.108	48.571	264.7	56:04.484	35	2	1:45.851	22.103	34.685	49.063	259.0	1:16:54.134
23	2	1:44.337	21.660	34.080	48.597	263.4	57:48.821	36	2	1:45.746	22.372	34.500	48.874	259.0	1:18:39.880
24	2	7:18.332 B	22.262	34.947	6:21.123	264.1	1:05:07.153	37	2	1:45.436	22.088	34.459	48.889	260.9	1:20:25.316
25	1	2:08.705	39.564	36.664	52.477	164.1	1:07:15.858	38	2	1:45.127	21.839	34.508	48.780	260.2	1:22:10.443
26	1	1:46.830	22.104	35.275	49.451	264.7	1:09:02.688	39	2	1:45.826	22.142	34.457	49.227	259.0	1:23:56.269
27	1	1:46.198	21.768	34.749	49.681	266.7	1:10:48.886	40	2	1:45.552	22.115	34.367	49.070	259.6	1:25:41.821
28	1	1:49.167	22.622	35.356	51.189	266.0	1:12:38.053	41	2	1:45.943	22.543	34.466	48.934	259.0	1:27:27.764
29	1	1:44.845	21.838	34.341	48.666	265.4	1:14:22.898	42	2	1:45.307	22.123	34.427	48.757	259.6	1:29:13.071
30	1	1:45.544	21.769	34.929	48.846	264.1	1:16:08.442	43	2	1:45.910	22.067	34.617	49.226	259.0	1:30:58.981
31	1	1:45.604	21.681	34.334	49.589	264.7	1:17:54.046	83 AF Corse 1. Robert KUBICA 3. Philip HANSON Ferrari 499P 2. Yifei YE HYPERCAR H							
32	1	1:44.916	21.745	34.487	48.684	264.7	1:19:38.962								
33	1	1:45.383	21.889	34.396	49.098	264.1	1:21:24.345	1	1	8:07.702 B	1:11.375	43.324	6:13.003	164.4	8:07.702
34	1	3:26.449 B	21.850	34.919	2:29.680	264.1	1:24:50.794	2	1	2:08.619	41.184	37.236	50.199	121.8	10:16.321
35	3	1:59.186	36.549	34.350	48.287	181.8	1:26:49.980	3	1	1:43.761	21.719	34.043	47.999	293.5	12:00.082
36	3	1:44.114	21.528	34.017	48.569	264.7	1:28:34.094	4	1	1:41.510	20.746	33.490	47.274	305.1	13:41.592
37	3	1:43.823	21.679	34.072	48.072	267.3	1:30:17.917	5	1	1:40.532	20.359	33.057	47.116	305.1	15:22.124
81 TF Sport 1. Tom VAN ROMPUY 3. Charlie EASTWOOD Corvette Z06 LMGT3.R 2. Rui ANDRADE LMGT3								6	1	1:43.643	20.472	33.541	49.630	300.0	17:05.767
								7	1	2:33.305 B	20.897	34.219	1:38.189	295.9	19:39.072
1	3	3:06.746	1:18.264	47.725	1:00.757	138.5	3:06.746	8	1	3:38.386 B	42.254	46.539	2:09.593	152.5	23:17.458
2	3	2:04.517	26.149	41.236	57.132	236.8	5:11.263	9	1	2:09.441	42.433	37.685	49.323	153.2	25:26.899
3	3	1:57.568	24.720	38.654	54.194	256.5	7:08.831	10	1	1:44.290	21.281	33.118	49.891	294.3	27:11.189
4	3	1:55.880	24.131	38.064	53.685	255.3	9:04.711	11	1	1:35.442	20.086	31.141	44.215	304.2	28:46.631
5	3	1:54.877	23.845	37.799	53.233	255.3	10:59.588	12	1	1:42.451	19.880	33.622	48.949	306.8	30:29.082
6	3	1:59.917	23.981	38.451	57.485	256.5	12:59.505	13	1	1:34.011	19.476	31.304	43.231	305.9	32:03.093
7	3	1:53.954	23.535	37.556	52.863	259.0	14:53.459	14	1	1:33.093	19.214	30.619	43.260	307.7	33:36.186
8	3	2:00.013	23.699	40.669	55.645	255.9	16:53.472	15	1	3:16.847 B	20.276	31.709	2:24.862	308.6	36:53.033
9	3	1:53.959	23.618	37.308	53.033	255.3	18:47.431	16	3	1:55.020	37.120	32.517	45.383	184.3	38:48.053
10	3	4:04.629 B	23.812	37.430	3:03.387	253.5	22:52.060	17	3	2:17.571	31.824	1:08.035	1:37.712	305.1	42:05.624
11	3	2:12.705	41.661	38.470	52.574	157.0	25:04.765	18	3	2:28.585	54.564	48.144	45.877	81.5	44:34.209
12	3	1:50.115	23.876	35.890	50.349	257.1	26:54.880	19	3	1:34.616	19.317	30.621	44.678	307.7	46:08.825
13	3	1:47.854	22.482	35.630	49.742	259.0	28:42.734	20	3	1:37.173	19.170	32.902	45.101	312.1	47:45.998
14	3	1:49.398	23.060	35.770	50.568	260.9	30:32.132	21	3	1:36.374	20.668	30.759	44.947	302.5	49:22.372
15	3	1:45.278	22.024	34.301	48.953	261.5	32:17.410	22	3	1:38.172	19.541	32.164	46.467	314.9	51:00.544
16	3	1:44.869	21.970	34.182	48.717	259.0	34:02.279	23	3	1:34.217	19.026	31.107	44.084	307.7	52:34.761
17	3	3:36.926 B	22.407	35.142	2:39.377	259.6	37:39.205	24	3	1:36.654	19.243	31.486	45.925	308.6	54:11.415
18	1	2:54.017	38.894	38.057	1:37.066	169.0	40:33.222	25	3	1:32.849	18.996	31.132	43.721	307.7	55:45.264
19	1	3:24.898	54.678	1:08.394	1:21.826	81.4	43:58.120	26	3	1:37.836	19.000	31.138	47.698	309.5	57:23.100
20	1	1:51.584	23.982	36.808	50.794	257.1	45:49.704	27	3	1:32.674	18.860	30.632	43.182	310.3	58:55.774
21	1	1:47.022	22.477	34.819	49.726	261.5	47:36.726	28	3	1:32.515	18.794	30.335	44.386	308.6	1:00:29.289



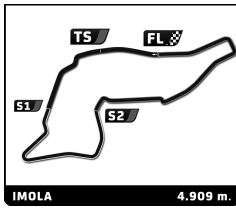


FIA WEC
6 Hours of Imola
Free Practice 1

Sector Analysis

Lap under Red Flag											Invalidated Lap	Personal Best	Session Best	B Crossing the pit lane	
Lap	D	Time	Sector 1	Sector 2	Sector 3	T. Spd	Elapsed	Lap	D	Time	Sector 1	Sector 2	Sector 3	T. Spd	Elapsed
29	3	2:34.090 B	20.477	31.682	2:41.931	300.0	1:04:03.379	34	1	1:47.040	22.179	34.815	50.046	258.4	1:10:48.300
30	2	1:51.933	35.962	31.844	44.127	204.9	1:05:55.312	35	1	1:50.281	22.962	35.239	52.080	258.4	1:12:38.581
31	2	1:33.469	19.191	30.791	43.487	307.7	1:07:28.781	36	1	1:46.581	22.255	34.701	49.625	259.6	1:14:25.162
32	2	1:33.379	19.299	30.639	43.441	306.8	1:09:02.160	37	1	1:46.626	22.278	34.768	49.580	257.8	1:16:11.788
33	2	1:34.275	19.015	30.935	44.325	310.3	1:10:36.435	38	1	1:47.891	22.369	35.673	49.849	257.1	1:17:59.679
34	2	1:35.869	20.189	30.778	44.902	307.7	1:12:12.304	39	1	1:46.468	22.162	34.702	49.604	257.1	1:19:46.147
35	2	1:34.139	19.179	30.569	44.391	311.2	1:13:46.443	40	1	1:47.283	22.458	34.876	49.949	256.5	1:21:33.430
36	2	1:33.108	19.025	30.949	43.134	307.7	1:15:19.551	41	1	1:46.492	22.010	34.773	49.709	259.6	1:23:19.922
37	2	1:33.261	18.794	30.587	43.880	309.5	1:16:52.812	42	1	1:47.660	22.460	35.363	49.837	255.9	1:25:07.582
38	2	1:32.768	18.876	30.686	43.206	305.9	1:18:25.580	43	1	1:47.548	22.571	34.948	50.029	255.3	1:26:55.130
39	2	2:56.422B	18.803	30.855	2:06.764	311.2	1:21:22.002	44	1	1:46.740	22.330	34.820	49.590	254.7	1:28:41.870
40	1	1:53.789	36.279	33.382	44.128	210.5	1:23:15.791	45	1	1:47.586	22.405	34.870	50.311	255.9	1:30:29.456
41	1	1:33.629	19.774	30.512	43.343	307.7	1:24:49.420	87 Akkodis ASP Team Lexus RC F LMGT3							
42	1	1:32.851	18.950	30.411	43.490	305.9	1:26:22.271	1.Petru UMBRADESCU							
43	1	1:40.050	19.522	31.934	48.594	309.5	1:28:02.321	3.Jose Maria LOPEZ							
44	1	1:34.065	19.029	30.281	44.755	305.1	1:29:36.386	2.Clemens SCHMID							
45	1	1:32.065	18.844	30.106	43.115	309.5	1:31:08.451	1	3	3:58.311	2:17.952	42.822	57.537	143.2	3:58.311
85 Iron Dames Porsche 911 GT3 R LMGT3															
1.Celia MARTIN 3.Michelle GATTING LMGT3															
2.Rahel FREY															
1	2	2:55.876	1:11.618	44.629	59.629	149.0	2:55.876	2	3	1:59.350	24.623	39.328	55.399	256.5	5:57.661
2	2	2:02.182	26.440	39.723	56.019	205.3	4:58.058	3	3	1:55.897	23.986	37.845	54.066	259.6	7:53.558
3	2	1:58.344	24.922	38.522	54.900	235.8	6:56.402	4	3	1:54.238	23.498	37.444	53.296	260.9	9:47.796
4	2	1:55.452	24.219	37.760	53.473	254.1	8:51.854	5	3	1:52.560	23.194	36.959	52.407	262.8	11:40.356
5	2	1:54.638	23.760	37.602	53.276	255.9	10:46.492	6	3	1:52.966	23.684	36.935	52.347	262.1	13:33.322
6	2	1:56.890	23.825	39.313	53.752	255.9	12:43.382	7	3	1:57.868	22.788	40.162	54.918	261.5	15:31.190
7	2	1:57.464	23.836	38.916	54.712	255.9	14:40.846	8	3	1:50.772	22.672	36.096	52.004	260.9	17:21.962
8	2	2:49.608B	24.301	37.904	1:47.403	250.0	17:30.454	9	3	3:45.019B	22.622	35.944	2:46.453	262.8	21:06.981
9	2	2:30.777	47.391	42.776	1:00.610	135.3	20:01.231	10	3	2:12.398	41.957	38.144	52.297	154.5	23:19.379
10	2	2:00.598	26.117	39.974	54.507	216.0	22:01.829	11	3	1:46.961	22.553	34.710	49.698	262.8	25:06.340
11	2	1:54.762	24.420	37.947	52.395	233.3	23:56.591	12	3	1:49.135	25.311	34.409	49.415	265.4	26:55.475
12	2	1:50.366	23.513	36.012	50.841	239.5	25:46.957	13	3	1:45.227	21.972	34.256	48.999	267.3	28:40.702
13	2	1:48.465	23.316	35.196	49.953	254.1	27:35.422	14	3	1:44.131	21.748	33.814	48.569	262.8	30:24.833
14	2	1:50.709	24.322	36.309	50.078	243.8	29:26.131	15	3	1:43.751	21.658	33.720	48.373	264.1	32:08.584
15	2	2:52.561B	22.588	34.605	1:55.368	258.4	32:18.692	16	3	1:47.567	21.964	35.862	49.741	264.7	33:56.151
16	3	2:10.465	39.410	36.927	54.128	170.6	34:29.157	17	3	6:00.389B	21.509	34.021	5:04.859	263.4	39:56.540
17	3	1:48.353	23.114	34.632	50.607	248.8	36:17.510	18	1	3:41.609	59.136	1:08.742	1:33.731	81.3	43:38.149
18	3	1:46.992	22.441	34.855	49.696	257.1	38:04.502	19	1	1:50.783	24.298	35.928	50.557	241.1	45:28.932
19	3	2:38.219	22.601	35.527	1:40.091	260.2	40:42.721	20	1	1:48.455	22.968	35.740	49.747	263.4	47:17.387
20	3	3:17.808	55.103	1:08.161	1:14.544	80.1	44:00.529	21	1	1:50.595	23.674	35.318	51.603	262.8	49:07.982
21	3	1:51.146	22.593	36.373	52.180	266.0	45:51.675	22	1	1:46.237	22.430	34.698	49.109	265.4	50:54.219
22	3	1:45.818	22.163	34.292	49.363	260.2	47:37.493	23	1	1:48.281	22.111	36.384	49.786	266.0	52:42.500
23	3	1:45.208	22.011	34.252	48.945	259.6	49:22.701	24	1	1:45.483	22.064	34.494	48.925	264.7	54:27.983
24	3	1:47.290	22.493	34.207	50.590	263.4	51:09.991	25	1	1:45.557	22.106	34.412	49.039	264.1	56:13.540
25	3	1:44.047	21.910	33.923	48.214	259.0	52:54.038	26	1	1:45.764	22.384	34.513	48.867	264.1	57:59.304
26	3	3:14.815B	21.922	34.208	2:18.685	260.2	56:08.853	27	1	1:45.588	22.074	34.688	48.826	265.4	59:44.892
27	1	2:04.868	37.595	36.924	50.349	174.8	58:13.721	28	1	1:46.300	22.082	35.346	48.872	264.7	1:01:31.192
28	1	1:48.033	22.757	35.331	49.945	259.0	1:00:01.754	29	1	7:01.635B	23.326	35.791	6:02.518	265.4	1:08:32.827
29	1	1:48.240	22.448	35.532	50.260	258.4	1:01:49.994	30	2	2:07.945	37.908	35.004	55.033	179.4	1:10:40.772
30	1	1:48.591	22.501	35.961	50.129	256.5	1:03:38.585	31	2	1:47.302	22.855	34.592	49.855	267.3	1:12:28.074
31	1	1:48.544	23.203	35.169	50.172	258.4	1:05:27.129	32	2	1:44.455	21.596	34.360	48.499	264.7	1:14:12.529
32	1	1:47.065	22.179	35.183	49.703	257.8	1:07:14.194	33	2	1:44.663	21.736	34.206	48.721	264.7	1:15:57.192
33	1	1:47.066	22.149	34.821	50.096	256.5	1:09:01.260	34	2	1:46.010	23.025	34.615	48.370	266.7	1:17:43.202
								35	2	1:44.652	21.810	34.184	48.658	264.7	1:19:27.854
								36	2	1:44.243	21.739	34.138	48.366	264.1	1:21:12.097
								37	2	1:44.547	21.541	34.887	48.119	266.0	1:22:56.644
								38	2	1:43.924	21.454	34.153	48.317	266.0	1:24:40.568





FIA WEC
6 Hours of Imola
Free Practice 1

Sector Analysis

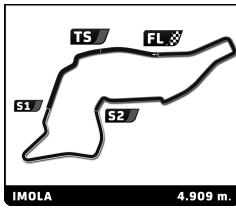
Lap under Red Flag Invalidated Lap Personal Best Session Best Crossing the pit lane

Lap	D	Time	Sector 1	Sector 2	Sector 3	T. Spd	Elapsed	Lap	D	Time	Sector 1	Sector 2	Sector 3	T. Spd	Elapsed	
39	2	1:44.547	21.434	34.403	48.710	266.7	1:26:25.115	3	3	2:12.978	27.636	43.240	1:02.102	209.7	7:25.926	
40	2	1:44.734	21.432	34.121	49.181	265.4	1:28:09.849	4	3	2:08.448	27.047	42.261	59.140	213.0	9:34.374	
41	2	1:46.049	22.305	34.939	48.805	266.0	1:29:55.898	5	3	2:05.190	26.418	41.351	57.421	228.8	11:39.564	
42	2	1:44.354	21.443	34.313	48.598	266.0	1:31:40.252	6	3	2:01.736	25.905	39.472	56.359	244.9	13:41.300	
88 Proton Competition Ford Mustang LMGT3																
			1.Stefano GATTUSO		3.Dennis OLSEN						LMGT3					
			2.Giammarco LEVORATO													
1	3	2:59.827	1:22.427	41.188	56.212	147.3	2:59.827	7	3	1:58.490	24.662	38.200	55.628	254.7	15:39.790	
2	3	1:59.761	26.336	39.059	54.366	235.3	4:59.588	8	3	1:54.810	24.212	36.948	53.650	254.7	17:34.600	
3	3	5:55.638	24.562	38.206	4:52.870	254.1	10:55.226	9	3	3:06.474	23.579	36.177	2:06.718	255.9	20:41.074	
4	3	2:10.182	38.264	38.833	53.085	176.5	13:05.408	10	1	2:15.468	42.052	39.489	53.927	157.0	22:56.542	
5	3	1:54.394	23.520	37.599	53.275	256.5	14:59.802	11	1	1:54.890	24.407	37.032	53.451	255.9	24:51.432	
6	3	1:54.352	23.340	37.585	53.427	258.4	16:54.154	12	1	1:59.189	23.468	36.958	58.763	259.0	26:50.621	
7	3	4:50.863	23.465	37.667	3:49.731	256.5	21:45.017	13	1	1:51.944	23.642	36.091	52.211	254.1	28:42.565	
8	1	2:14.382	40.204	39.538	54.640	169.8	23:59.399	14	1	1:51.833	23.692	37.157	50.984	259.0	30:34.398	
9	1	1:57.737	25.523	38.368	53.846	253.5	25:57.136	15	1	1:49.007	23.073	35.720	50.214	258.4	32:23.405	
10	1	3:12.260	24.491	38.093	2:09.676	255.9	29:09.396	16	1	1:47.900	23.304	34.830	49.766	251.2	34:11.305	
11	1	2:21.113	44.071	41.208	55.834	137.2	31:30.509	17	1	1:47.693	22.654	35.081	49.958	259.6	35:58.998	
12	1	1:52.420	24.676	36.679	51.065	243.8	33:22.929	18	1	1:46.842	22.643	34.588	49.611	258.4	37:45.840	
13	1	1:48.218	22.888	35.540	49.790	259.0	35:11.147	19	1	3:34.769	23.722	35.973	2:35.074	257.8	41:20.609	
14	1	1:45.802	22.334	34.542	48.926	262.8	36:56.949	20	2	2:58.672	58.245	1:07.979	52.448	81.6	44:19.281	
15	1	1:45.591	22.314	34.396	48.881	261.5	38:42.540	21	2	1:44.926	22.253	34.195	48.478	257.8	46:04.207	
16	1	3:15.294	29.132	1:08.221	1:37.941	262.1	41:57.834	22	2	1:47.810	21.756	34.731	51.323	259.0	47:52.017	
17	1	2:39.196	54.602	54.747	49.847	81.3	44:37.030	23	2	1:43.684	21.678	33.758	48.248	259.6	49:35.701	
18	1	1:44.922	22.104	34.166	48.652	263.4	46:21.952	24	2	1:44.593	21.742	34.013	48.838	260.9	51:20.294	
19	1	1:44.754	22.021	34.194	48.539	262.1	48:06.706	25	2	1:46.000	22.073	34.286	49.641	260.2	53:06.294	
20	1	1:45.211	22.023	34.141	49.047	262.8	49:51.917	26	2	1:45.327	21.757	33.835	49.735	259.6	54:51.621	
21	1	2:55.356	22.292	34.436	1:58.628	262.8	52:47.273	27	2	1:44.169	21.669	33.972	48.528	261.5	56:35.790	
22	2	2:02.790	37.383	35.654	49.753	181.2	54:50.063	28	2	1:43.855	21.636	33.832	48.387	260.9	58:19.645	
23	2	1:46.628	22.089	34.556	49.983	262.8	56:36.691	29	2	3:26.003	21.613	34.252	2:30.138	260.2	1:01:45.648	
24	2	1:45.109	21.889	34.650	48.570	265.4	58:21.800	30	1	2:03.896	37.666	35.808	50.422	175.6	1:03:49.544	
25	2	1:44.225	21.873	34.016	48.336	264.1	1:00:06.025	31	1	1:48.148	22.745	35.233	50.170	257.1	1:05:37.692	
26	2	1:44.476	21.899	34.145	48.432	262.8	1:01:50.501	32	1	1:47.992	22.608	34.908	50.476	257.1	1:07:25.684	
27	2	1:45.794	22.030	35.076	48.688	264.1	1:03:36.295	33	1	1:46.831	22.533	34.744	49.554	259.0	1:09:12.515	
28	2	1:44.624	21.865	34.381	48.378	263.4	1:05:20.919	34	1	1:47.134	22.388	35.227	49.519	259.0	1:10:59.649	
29	2	1:45.087	21.888	34.423	48.776	262.8	1:07:06.006	35	1	1:46.498	22.460	34.791	49.247	256.5	1:12:46.147	
30	2	1:44.936	21.775	34.218	48.943	262.1	1:08:50.942	36	1	1:48.803	22.982	36.509	49.312	257.8	1:14:34.950	
31	2	4:02.462	21.755	34.807	3:05.900	264.7	1:12:53.404	37	1	1:46.604	22.437	34.806	49.361	257.1	1:16:21.554	
32	3	1:59.597	36.190	34.545	48.862	180.9	1:14:53.001	38	1	1:46.577	22.516	34.852	49.209	257.1	1:18:08.131	
33	3	1:44.277	21.811	34.069	48.397	261.5	1:16:37.278	39	1	1:58.360	22.356	34.953	1:01.051	257.8	1:20:06.491	
34	3	1:44.391	21.711	34.220	48.460	261.5	1:18:21.669	40	1	1:48.053	22.829	34.993	50.231	256.5	1:21:54.544	
35	3	1:44.962	22.144	34.323	48.495	262.8	1:20:06.631	41	1	1:46.778	22.364	34.716	49.698	260.2	1:23:41.322	
36	3	1:44.635	21.912	34.229	48.494	263.4	1:21:51.266	42	1	1:47.290	22.215	35.489	49.586	258.4	1:25:28.612	
37	3	1:44.066	21.577	34.094	48.395	264.7	1:23:35.332	43	1	1:47.585	22.262	35.526	49.797	260.2	1:27:16.197	
38	3	1:49.698	22.864	36.684	50.150	266.0	1:25:25.030	44	1	1:47.398	22.457	35.220	49.721	255.3	1:29:03.595	
39	3	1:44.064	21.570	34.208	48.286	265.4	1:27:09.094	45	1	1:49.025	22.685	35.100	51.240	257.8	1:30:52.620	
40	3	1:44.145	21.654	34.250	48.241	261.5	1:28:53.239	93 Peugeot TotalEnergies Peugeot 9X8								
41	3	1:44.166	21.714	34.112	48.340	263.4	1:30:37.405	1.Paul DI RESTA			3.Jean-Eric VERGNE			HYPERCAR H		
								2.Mikkel JENSEN								
1	2	2:20.439	49.066	39.521	51.852	166.9	2:20.439	2	2	1:49.167	22.255	35.435	51.477	270.7	4:09.606	
2	2	1:49.167	22.255	35.435	51.477	270.7	4:09.606	3	2	1:44.796	21.693	34.267	48.836	292.7	5:54.402	
3	2	1:43.549	21.141	33.898	48.510	299.2	7:37.951	4	2	1:45.731	21.134	34.986	49.611	289.5	9:23.682	
4	2	1:43.549	21.141	33.898	48.510	299.2	7:37.951	5	2	1:44.347	21.099	34.124	49.124	296.7	11:08.029	
5	2	1:45.731	21.134	34.986	49.611	289.5	9:23.682	6	2	1:47.165	21.040	34.434	51.691	291.9	12:55.194	
6	2	1:44.347	21.099	34.124	49.124	296.7	11:08.029									
7	2	1:47.165	21.040	34.434	51.691	291.9	12:55.194									

Lap	D	Time	Sector 1	Sector 2	Sector 3	T. Spd	Elapsed
1	3	2:58.061	1:02.078	48.481	1:07.502	138.1	2:58.061
2	3	2:14.887	29.020	44.618	1:01.249	192.5	5:12.948

Lap	D	Time	Sector 1	Sector 2	Sector 3	T. Spd	Elapsed
1	3	2:58.061	1:02.078	48.481	1:07.502	138.1	2:58.061
2	3	2:14.887	29.020	44.618	1:01.249	192.5	5:12.948





FIA WEC
6 Hours of Imola
Free Practice 1

Sector Analysis

Lap under Red Flag Invalidated Lap Personal Best Session Best B Crossing the pit lane

Lap	D	Time	Sector 1	Sector 2	Sector 3	T. Spd	Elapsed	Lap	D	Time	Sector 1	Sector 2	Sector 3	T. Spd	Elapsed
99		Proton Competition		1.Neel JANI		3.Nicolas VARRONE		Porsche 963		HYPERCAR H		2.Nicolas PINO			
1	1	10:17.444 B	1:29.023	44.346	8:04.075	151.7	10:17.444								
2	1	2:11.733	41.528	38.701	51.504	175.3	12:29.177								
3	1	1:51.174	22.781	35.807	52.586	251.7	14:20.351								
4	1	7:20.835 B	22.175	35.683	6:22.977	257.8	21:41.186								
5	3	2:06.447	39.211	37.058	50.178	178.2	23:47.633								
6	3	1:45.201	21.643	34.545	49.013	284.2	25:32.834								
7	3	1:48.733	21.070	35.758	51.905	300.8	27:21.567								
8	3	1:46.856	21.074	36.883	48.899	295.9	29:08.423								
9	3	1:42.986	20.895	34.034	48.057	300.0	30:51.409								
10	3	1:48.675	20.895	36.227	51.553	301.7	32:40.084								
11	3	4:44.648 B	20.801	36.179	3:47.668	303.4	37:24.732								
12	3	3:06.472	44.874	43.622	1:37.976	139.2	40:31.204								
13	3	3:26.816	54.697	1:08.801	1:23.318	81.3	43:58.020								
14	3	1:48.789	23.283	36.353	49.153	250.6	45:46.809								
15	3	1:42.638	20.910	33.654	48.074	300.0	47:29.447								
16	3	1:38.065	20.839	32.115	45.111	274.1	49:07.512								
17	3	1:37.571	19.772	30.989	46.810	305.9	50:45.083								
18	3	1:34.791	19.520	30.946	44.325	306.8	52:19.874								
19	3	10:14.709 B	19.351	30.657	9:24.701	305.9	1:02:34.583								
20	2	2:01.195	38.297	35.096	47.802	191.2	1:04:35.778								
21	2	1:40.461	21.827	32.595	46.039	260.2	1:06:16.239								
22	2	1:35.597	19.698	31.463	44.436	305.1	1:07:51.836								
23	2	1:34.360	19.376	31.007	43.977	305.9	1:09:26.196								
24	2	1:34.903	19.514	31.120	44.269	305.1	1:11:01.099								
25	2	1:36.483	20.609	31.408	44.466	305.9	1:12:37.582								
26	2	1:36.499	20.551	31.730	44.218	305.9	1:14:14.081								
27	2	1:35.683	19.800	31.483	44.400	306.8	1:15:49.764								
28	2	4:47.197 B	19.424	31.659	3:56.114	305.1	1:20:36.961								
29	1	1:54.640	35.964	32.867	45.809	204.9	1:22:31.601								
30	1	1:35.545	19.908	31.158	44.479	301.7	1:24:07.146								
31	1	1:35.704	19.678	31.510	44.516	305.1	1:25:42.850								
32	1	1:35.183	19.724	31.103	44.356	303.4	1:27:18.033								
33	1	1:35.829	20.097	31.286	44.446	303.4	1:28:53.862								
34	1	1:34.729	19.515	31.203	44.011	304.2	1:30:28.591								