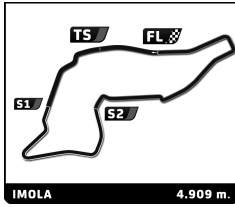


FIA WEC
6 Hours of Imola
Race

Pit Stop Analysis

No	In Time	In Driver	Out Time	Out Driver	Pit Time	T. Pit Time	No	In Time	In Driver	Out Time	Out Driver	Pit Time	T. Pit Time			
5	Porsche Penske Motorsport Porsche 963 HYPERCAR H							10	Racing Spirit of Leman Aston Martin Vantage AMR LMGT3 LMGT3							
	1	14:02:38.325	J. ANDLAUER	14:04:01.897	J. ANDLAUER	1:23.572			1:23.572	1	13:55:26.549	D. DEBOER	13:56:58.771	D. DEBOER	1:32.222	1:32.222
	2	15:07:51.571	J. ANDLAUER	15:09:15.296	M. JAMINET	1:23.725			2:47.297	2	14:49:31.310	D. DEBOER	14:50:58.140	E. BARRICHELLO	1:26.830	2:59.052
	3	16:03:02.774	M. JAMINET	16:04:30.516	M. JAMINET	1:27.742			4:15.039	3	15:41:37.162	E. BARRICHELLO	15:43:00.873	E. BARRICHELLO	1:23.711	4:22.763
	4	16:50:39.158	M. JAMINET	16:52:02.472	M. CHRISTENSEN	1:23.314			5:38.353	4	16:33:49.479	E. BARRICHELLO	16:35:16.087	E. BARRICHELLO	1:26.608	5:49.371
	5	17:46:00.754	M. CHRISTENSEN	17:47:14.700	M. CHRISTENSEN	1:13.946			6:52.299	5	16:50:48.903	E. BARRICHELLO	16:51:52.857	V. HASSE CLOT	1:03.954	6:53.325
6	18:26:55.471	M. CHRISTENSEN	18:27:52.133	M. CHRISTENSEN	56.662	7:48.961	6	17:44:00.666	V. HASSE CLOT	17:45:25.515	V. HASSE CLOT	1:24.849	8:18.174			
7	18:33:06.293	V. HASSE CLOT	18:34:11.781	V. HASSE CLOT	1:05.488	9:23.662	7	18:33:06.293	V. HASSE CLOT	18:34:11.781	V. HASSE CLOT	1:05.488	9:23.662			
6	Porsche Penske Motorsport Porsche 963 HYPERCAR H							12	Cadillac Hertz Team JOTA Cadillac V-Series.R HYPERCAR H							
	1	14:00:56.236	L. VANTHOOR	14:02:13.701	L. VANTHOOR	1:17.465			1:17.465	1	13:54:37.292	W. STEVENS	13:55:10.388	W. STEVENS	33.096	33.096
	2	15:06:10.231	L. VANTHOOR	15:07:39.058	M. CAMPBELL	1:28.827			2:46.292	2	14:01:29.209	W. STEVENS	14:02:46.693	W. STEVENS	1:17.484	1:50.580
	3	16:01:18.652	M. CAMPBELL	16:02:35.855	M. CAMPBELL	1:17.203			4:03.495	3	15:08:03.731	W. STEVENS	15:09:26.474	A. LYNN	1:22.743	3:13.323
	4	16:46:14.031	M. CAMPBELL	16:47:27.520	K. ESTRE	1:13.489			5:16.984	4	16:03:56.325	A. LYNN	16:05:22.084	A. LYNN	1:25.759	4:39.082
	5	17:53:53.220	K. ESTRE	17:55:19.715	K. ESTRE	1:26.495			6:43.479	5	16:46:02.226	A. LYNN	16:47:17.703	N. NATO	1:15.477	5:54.559
6	18:49:05.667	K. ESTRE	18:49:53.953	K. ESTRE	48.286	7:31.765	6	17:49:25.056	N. NATO	17:50:40.155	N. NATO	1:15.099	7:09.658			
7	18:42:51.565	N. NATO	18:43:45.010	N. NATO	53.445	8:03.103	7	18:42:51.565	N. NATO	18:43:45.010	N. NATO	53.445	8:03.103			
7	Toyota Gazoo Racing Toyota GR010 - Hybrid HYPERCAR H							15	BMW M Team WRT BMW M Hybrid V8 HYPERCAR H							
	1	13:57:31.286	M. CONWAY	13:58:47.933	M. CONWAY	1:16.647			1:16.647	1	13:59:00.115	K. MAGNUSSEN	14:00:17.833	K. MAGNUSSEN	1:17.718	1:17.718
	1	13:58:23.751	H. TINCKNELL	13:59:52.695	H. TINCKNELL	1:28.944			1:28.944	2	15:04:25.938	K. MAGNUSSEN	15:05:42.991	R. MARCIELLO	1:17.053	2:34.771
	2	15:01:27.208	M. CONWAY	15:02:13.274	M. CONWAY	46.066			2:02.713	3	15:59:40.200	R. MARCIELLO	16:01:10.767	R. MARCIELLO	1:30.567	4:05.338
	2	15:04:52.002	H. TINCKNELL	15:06:22.681	H. TINCKNELL	1:30.679			2:59.623	4	16:49:54.108	R. MARCIELLO	16:51:17.922	D. VANTHOOR	1:23.814	5:29.152
	3	15:04:47.320	M. CONWAY	15:06:03.178	N. DE VRIES	1:15.858			3:18.571	5	17:53:54.233	D. VANTHOOR	17:55:09.879	D. VANTHOOR	1:15.646	6:44.798
3	16:00:58.734	H. TINCKNELL	16:02:27.721	T. GAMBLE	1:28.987	4:28.610	6	18:44:01.995	D. VANTHOOR	18:44:53.667	D. VANTHOOR	51.672	7:36.470			
4	15:59:44.086	N. DE VRIES	16:01:09.104	N. DE VRIES	1:25.018	4:43.589										
4	16:47:52.956	T. GAMBLE	16:49:03.078	T. GAMBLE	1:10.122	5:38.732										
5	16:49:57.859	N. DE VRIES	16:51:13.335	K. KOBAYASHI	1:15.476	5:59.065										
5	17:56:36.497	T. GAMBLE	17:58:05.410	T. GAMBLE	1:28.913	7:07.645										
6	17:53:51.544	K. KOBAYASHI	17:55:05.255	K. KOBAYASHI	1:13.711	7:12.776										
6	18:50:08.015	T. GAMBLE	18:50:55.741	T. GAMBLE	47.726	7:55.371										
7	18:42:26.742	K. KOBAYASHI	18:43:20.126	K. KOBAYASHI	53.384	8:06.160										
8	Toyota Gazoo Racing Toyota GR010 - Hybrid HYPERCAR H							20	BMW M Team WRT BMW M Hybrid V8 HYPERCAR H							
	1	13:59:01.637	B. HARTLEY	14:00:20.695	B. HARTLEY	1:19.058			1:19.058	1	14:02:27.504	R. RAST	14:03:44.813	R. RAST	1:17.309	1:17.309
	2	15:06:06.591	B. HARTLEY	15:07:29.267	R. HIRAKAWA	1:22.676			2:41.734	2	15:04:35.231	R. RAST	15:06:16.686	R. FRIJNS	1:41.455	2:58.764
	3	15:10:43.388	R. HIRAKAWA	15:11:16.593	R. HIRAKAWA	33.205			3:14.939	3	16:01:28.505	R. FRIJNS	16:02:44.316	R. FRIJNS	1:15.811	4:14.575
	4	16:01:45.251	R. HIRAKAWA	16:03:10.367	R. HIRAKAWA	1:25.116			4:40.055	4	16:46:29.528	R. FRIJNS	16:47:53.902	S. VAN DER LINDE	1:24.374	5:38.949
	5	16:47:20.048	R. HIRAKAWA	16:48:34.089	S. BUEMI	1:14.041			5:54.096	5	17:55:29.526	S. VAN DER LINDE	17:56:32.444	S. VAN DER LINDE	1:02.918	6:41.867
6	17:19:16.040	S. BUEMI	17:20:08.497	S. BUEMI	52.457	6:46.553	6	18:27:48.121	S. VAN DER LINDE	18:28:53.264	S. VAN DER LINDE	1:05.143	7:47.010			
7	18:13:36.030	S. BUEMI	18:14:50.665	S. BUEMI	1:14.635	8:01.188										
009	Aston Martin Thor Team Aston Martin Valkyrie HYPERCAR							21	Vista AF Corse Ferrari 296 LMGT3 LMGT3							
	1	13:56:48.861	M. SORENSEN	13:58:06.241	M. SORENSEN	1:17.380			1:17.380	1	13:52:54.018	F. HERIAU	13:54:18.113	F. HERIAU	1:24.095	1:24.095
	2	14:59:59.885	M. SORENSEN	15:01:32.628	A. RIBERAS	1:32.743			2:50.123	2	14:49:11.443	F. HERIAU	14:50:43.764	S. MANN	1:32.321	2:56.416
	3	15:57:35.032	A. RIBERAS	15:58:53.342	A. RIBERAS	1:18.310			4:08.433	3	15:41:08.300	S. MANN	15:42:32.744	S. MANN	1:24.444	4:20.860
	4	16:46:41.281	A. RIBERAS	16:48:07.702	M. SORENSEN	1:26.421			5:34.854	4	16:29:50.304	S. MANN	16:30:48.952	S. MANN	58.648	5:19.508
	5	17:51:39.439	M. SORENSEN	17:52:56.841	M. SORENSEN	1:17.402			6:52.256	5	16:49:38.421	S. MANN	16:51:32.513	A. ROVERA	1:54.092	7:13.600
6	18:46:11.867	M. SORENSEN	18:47:04.678	M. SORENSEN	52.811	7:45.067										
7	18:51:57.725	M. SORENSEN	18:52:31.935	M. SORENSEN	34.210	8:19.277										
27	Heart of Racing Team Aston Martin Vantage AMR LMGT3 LMGT3							31	The Bend Team WRT BMW M4 LMGT3 LMGT3							
	1	13:55:05.797	I. JAMES	13:56:28.916	I. JAMES	1:23.119			1:23.119	1	13:53:23.484	Y. SHAHIN	13:54:52.104	Y. SHAHIN	1:28.620	1:28.620
2	14:49:15.074	Y. SHAHIN	14:50:40.264	T. BOGUSLAVSKIY	1:25.190	2:53.810	2	14:49:15.074	Y. SHAHIN	14:50:40.264	T. BOGUSLAVSKIY	1:25.190	2:53.810			



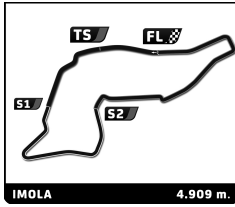


FIA WEC
6 Hours of Imola
Race

Pit Stop Analysis

No	In Time	In Driver	Out Time	Out Driver	Pit Time	T. Pit Time	No	In Time	In Driver	Out Time	Out Driver	Pit Time	T. Pit Time
3	15:41:09.243	T. BOGUSLAVSKIY	15:42:33.357	T. BOGUSLAVSKIY	1:24.114	4:17.924	6	17:24:16.825	K. VAN DER LINDE	17:24:53.032	K. VAN DER LINDE	36.207	7:12.032
4	16:24:29.177	T. BOGUSLAVSKIY	16:25:07.087	T. BOGUSLAVSKIY	37.910	4:55.834	7	17:47:27.657	K. VAN DER LINDE	17:48:45.517	K. VAN DER LINDE	1:17.860	8:29.892
5	16:32:05.621	T. BOGUSLAVSKIY	16:33:29.306	A. FARFUS	1:23.685	6:19.519	8	18:16:39.364	K. VAN DER LINDE	18:17:54.159	K. VAN DER LINDE	1:14.795	9:44.687
6	16:39:24.050	A. FARFUS	16:40:20.679	A. FARFUS	56.629	7:16.148	50 Ferrari AF Corse Ferrari 499P HYPERCAR H						
7	17:41:44.427	A. FARFUS	17:43:02.579	T. BOGUSLAVSKIY	1:18.152	8:34.300	1	13:56:13.540	N. NIELSEN	13:57:27.801	N. NIELSEN	1:14.261	1:14.261
8	18:28:44.084	T. BOGUSLAVSKIY	18:30:07.143	A. FARFUS	1:23.059	9:57.359	2	14:58:07.782	N. NIELSEN	14:59:26.314	M. MOLINA	1:18.532	2:32.793
9	18:33:36.915	A. FARFUS	18:34:18.809	A. FARFUS	41.894	10:39.253	3	15:56:32.991	M. MOLINA	15:57:56.793	M. MOLINA	1:23.802	3:56.595
10	18:44:43.911	A. FARFUS	18:45:17.212	A. FARFUS	33.301	11:12.554	4	16:26:43.302	M. MOLINA	16:27:52.411	A. FUOCO	1:09.109	5:05.704
33 TF Sport Corvette Z06 LMGT3.R LMGT3						5	16:46:19.606	A. FUOCO	16:47:07.616	A. FUOCO	48.010	5:53.714	
1	13:55:36.412	B. KEATING	13:56:54.481	B. KEATING	1:18.069	1:18.069	6	17:17:42.661	A. FUOCO	17:18:43.297	A. FUOCO	1:00.636	6:54.350
2	14:53:02.003	B. KEATING	14:54:33.579	J. EDGAR	1:31.576	2:49.645	7	18:12:00.562	A. FUOCO	18:13:17.185	A. FUOCO	1:16.623	8:10.973
3	15:45:16.699	J. EDGAR	15:46:34.446	J. EDGAR	1:17.747	4:07.392	8	18:25:00.515	A. FUOCO	18:25:43.881	A. FUOCO	43.366	8:54.339
4	16:34:10.746	J. EDGAR	16:35:43.631	J. EDGAR	1:32.885	5:40.277	51 Ferrari AF Corse Ferrari 499P HYPERCAR H						
5	16:48:15.231	J. EDGAR	16:49:20.731	D. JUNCADELLA	1:05.500	6:45.777	1	14:01:55.086	J. CALADO	14:03:14.420	J. CALADO	1:19.334	1:19.334
6	17:45:46.861	D. JUNCADELLA	17:47:20.147	D. JUNCADELLA	1:33.286	8:19.063	2	15:10:31.779	J. CALADO	15:11:50.225	A. GIOVINAZZI	1:18.446	2:37.780
7	18:34:37.386	D. JUNCADELLA	18:35:39.117	D. JUNCADELLA	1:01.731	9:20.794	3	16:08:58.274	A. GIOVINAZZI	16:10:29.915	A. GIOVINAZZI	1:31.641	4:09.421
35 Alpine Endurance Team Alpine A424 HYPERCAR H						4	16:49:48.790	A. GIOVINAZZI	16:51:06.337	A. PIER GUIDI	1:17.547	5:26.968	
1	13:49:50.013	F. HABSBURG	13:50:23.115	F. HABSBURG	33.102	33.102	5	17:55:10.917	A. PIER GUIDI	17:56:33.954	A. PIER GUIDI	1:23.037	6:50.005
2	13:59:46.999	F. HABSBURG	14:01:16.644	F. HABSBURG	1:29.645	2:02.747	6	18:48:17.215	A. PIER GUIDI	18:49:06.171	A. PIER GUIDI	48.956	7:38.961
3	15:08:11.475	F. HABSBURG	15:09:43.674	C. MILESI	1:32.199	3:34.946	54 Vista AF Corse Ferrari 296 LMGT3 LMGT3						
4	16:03:49.050	C. MILESI	16:05:06.017	C. MILESI	1:16.967	4:51.913	1	13:55:35.847	T. FLOHR	13:56:55.254	T. FLOHR	1:19.407	1:19.407
5	16:48:07.475	C. MILESI	16:49:36.626	P. CHATIN	1:29.151	6:21.064	2	14:53:05.924	T. FLOHR	14:54:46.894	F. CASTELLACCI	1:40.970	3:00.377
6	17:53:57.434	P. CHATIN	17:56:03.823	P. CHATIN	2:06.389	8:27.453	3	15:45:31.891	F. CASTELLACCI	15:46:56.612	F. CASTELLACCI	1:24.721	4:25.098
7	18:48:07.817	P. CHATIN	18:48:57.523	P. CHATIN	49.706	9:17.159	4	16:34:26.200	F. CASTELLACCI	16:35:52.422	F. CASTELLACCI	1:26.222	5:51.320
36 Alpine Endurance Team Alpine A424 HYPERCAR H						5	16:48:30.890	F. CASTELLACCI	16:49:33.029	D. RIGON	1:02.139	6:53.459	
1	13:59:18.469	F. MAKOWIECKI	14:00:39.650	F. MAKOWIECKI	1:21.181	1:21.181	6	17:44:01.419	D. RIGON	17:45:30.458	D. RIGON	1:29.039	8:22.498
2	14:59:52.408	F. MAKOWIECKI	15:01:22.980	J. GOUNON	1:30.572	2:51.753	7	18:20:36.072	D. RIGON	18:21:40.180	D. RIGON	1:04.108	9:26.606
3	15:58:09.661	J. GOUNON	15:59:32.961	J. GOUNON	1:23.300	4:15.053	59 United Autosports McLaren 720S LMGT3 Evo LMGT3						
4	16:46:49.511	J. GOUNON	16:48:14.689	M. SCHUMACHER	1:25.178	5:40.231	1	13:57:22.129	J. COTTINGHAM	13:58:40.897	J. COTTINGHAM	1:18.768	1:18.768
5	17:55:30.503	M. SCHUMACHER	17:56:36.476	M. SCHUMACHER	1:05.973	6:46.204	2	14:49:24.702	J. COTTINGHAM	14:50:57.154	S. BAUD	1:32.452	2:51.220
6	18:24:52.112	M. SCHUMACHER	18:25:59.192	M. SCHUMACHER	1:07.080	7:53.284	3	15:40:11.337	S. BAUD	15:41:29.607	S. BAUD	1:18.270	4:09.490
38 Cadillac Hertz Team JOTA Cadillac V-Series.R HYPERCAR H						4	16:29:54.384	S. BAUD	16:31:31.075	S. BAUD	1:36.691	5:46.181	
1	14:02:38.903	E. BAMBER	14:03:56.354	E. BAMBER	1:17.451	1:17.451	5	16:50:37.735	S. BAUD	16:51:44.304	G. SAUCY	1:06.569	6:52.750
2	14:51:59.674	E. BAMBER	14:52:32.780	E. BAMBER	33.106	1:50.557	6	17:45:55.409	G. SAUCY	17:47:27.590	G. SAUCY	1:32.181	8:24.931
3	15:11:41.396	E. BAMBER	15:13:04.565	J. BUTTON	1:23.169	3:13.726	7	18:27:49.717	G. SAUCY	18:28:54.136	G. SAUCY	1:04.419	9:29.350
4	16:09:26.274	J. BUTTON	16:10:53.820	J. BUTTON	1:27.546	4:41.272	8	18:43:06.164	G. SAUCY	18:43:39.606	G. SAUCY	33.442	10:02.792
5	16:48:22.966	J. BUTTON	16:49:35.211	S. BOURDAIS	1:12.245	5:53.517	60 Iron Lynx Mercedes-AMG LMGT3 LMGT3						
6	17:54:16.467	S. BOURDAIS	17:55:33.365	S. BOURDAIS	1:16.898	7:10.415	1	13:54:23.065	C. SCHIAVONI	13:55:45.875	M. CAIROLI	1:22.810	1:22.810
7	18:49:49.061	S. BOURDAIS	18:50:37.077	S. BOURDAIS	48.016	7:58.431	2	14:45:49.214	M. CAIROLI	14:46:35.552	M. CAIROLI	46.338	2:09.148
46 Team WRT BMW M4 LMGT3 LMGT3						3	14:50:03.054	M. CAIROLI	14:51:26.541	M. CRESSONI	1:23.487	3:32.635	
1	13:54:40.912	A. AL HARTHY	13:55:58.414	A. AL HARTHY	1:17.502	1:17.502	4	15:40:29.783	M. CRESSONI	15:42:04.543	M. CRESSONI	1:34.760	5:07.395
2	14:52:44.081	A. AL HARTHY	14:54:12.170	V. ROSSI	1:28.089	2:45.591	5	16:27:39.846	M. CRESSONI	16:29:15.912	C. SCHIAVONI	1:36.066	6:43.461
3	15:44:19.430	V. ROSSI	15:45:35.690	V. ROSSI	1:16.260	4:01.851	6	16:50:42.311	C. SCHIAVONI	16:51:47.243	C. SCHIAVONI	1:04.932	7:48.393
4	16:34:34.809	V. ROSSI	16:36:06.903	V. ROSSI	1:32.094	5:33.945	7	17:29:15.165	C. SCHIAVONI	17:30:39.513	M. CRESSONI	1:24.348	9:12.741
5	16:45:17.256	V. ROSSI	16:46:19.136	K. VAN DER LINDE	1:01.880	6:35.825	8	18:16:10.217	M. CRESSONI	18:17:31.012	M. CAIROLI	1:20.795	10:33.536

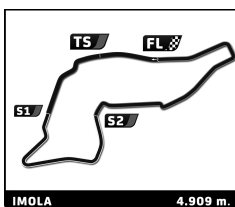




FIA WEC 6 Hours of Imola Race

Pit Stop Analysis

No	In Time	In Driver	Out Time	Out Driver	Pit Time	T. Pit Time	No	In Time	In Driver	Out Time	Out Driver	Pit Time	T. Pit Time	
61	Iron Lynx Mercedes-AMG LMGT3						LMGT3	3	14:49:25.468	C. MARTIN	14:51:02.615	R. FREY	1:37.147	3:29.542
1	13:54:08.024	C. RIED	13:55:27.633	M. MARTIN	1:19.609	1:19.609	4	15:41:59.740	R. FREY	15:43:18.546	R. FREY	1:18.806	4:48.348	
2	14:49:20.659	M. MARTIN	14:50:54.985	C. RIED	1:34.326	2:53.935	5	16:30:52.747	R. FREY	16:32:24.710	R. FREY	1:31.963	6:20.311	
3	15:44:58.161	C. RIED	15:46:23.215	L. HODENIUS	1:25.054	4:18.989	6	16:48:37.106	R. FREY	16:49:53.625	M. GATTING	1:16.519	7:36.830	
4	16:32:06.610	L. HODENIUS	16:33:34.380	L. HODENIUS	1:27.770	5:46.759	7	17:42:17.805	M. GATTING	17:43:45.676	M. GATTING	1:27.871	9:04.701	
5	16:47:31.911	L. HODENIUS	16:48:22.578	L. HODENIUS	50.667	6:37.426	8	18:13:36.895	M. GATTING	18:14:44.819	M. GATTING	1:07.924	10:12.625	
6	17:35:33.456	L. HODENIUS	17:36:59.254	M. MARTIN	1:25.798	8:03.224	87 Akkodis ASP Team Lexus RC F LMGT3						LMGT3	
7	17:38:50.487	M. MARTIN	17:39:24.004	M. MARTIN	33.517	8:36.741	1	13:56:39.671	P. UMBRARESCU	13:58:10.341	P. UMBRARESCU	1:30.670	1:30.670	
8	18:24:44.678	M. MARTIN	18:25:58.382	M. MARTIN	1:13.704	9:50.445	2	14:47:27.120	P. UMBRARESCU	14:48:51.302	C. SCHMID	1:24.182	2:54.852	
77	Proton Competition Ford Mustang LMGT3						LMGT3	3	15:38:53.292	C. SCHMID	15:40:13.415	P. UMBRARESCU	1:20.123	4:14.975
1	13:51:33.145	B. SOUSA	13:53:00.877	B. SOUSA	1:27.732	1:27.732	4	16:21:19.601	P. UMBRARESCU	16:22:22.758	P. UMBRARESCU	1:03.157	5:18.132	
2	14:47:35.096	B. SOUSA	14:49:11.320	B. TUCK	1:36.224	3:03.956	5	16:27:44.237	P. UMBRARESCU	16:29:14.399	C. SCHMID	1:30.162	6:48.294	
3	15:41:15.413	B. TUCK	15:42:34.910	B. TUCK	1:19.497	4:23.453	6	17:29:56.625	C. SCHMID	17:31:15.490	J. LOPEZ	1:18.865	8:07.159	
4	16:32:02.444	B. TUCK	16:33:31.958	B. TUCK	1:29.514	5:52.967	7	18:13:14.118	J. LOPEZ	18:14:41.555	J. LOPEZ	1:27.437	9:34.596	
5	16:50:38.598	B. TUCK	16:51:46.185	B. SOUSA	1:07.587	7:00.554	88 Proton Competition Ford Mustang LMGT3						LMGT3	
6	17:14:11.617	B. SOUSA	17:14:44.757	B. SOUSA	33.140	7:33.694	1	13:49:44.079	S. GATTUSO	13:50:17.241	S. GATTUSO	33.162	33.162	
7	17:34:05.207	B. SOUSA	17:35:27.640	B. BARKER	1:22.433	8:56.127	2	13:55:32.878	S. GATTUSO	13:56:56.177	S. GATTUSO	1:23.299	1:56.461	
8	18:22:26.563	B. BARKER	18:23:47.127	B. BARKER	1:20.564	10:16.691	3	14:09:31.867	S. GATTUSO	14:13:03.722	S. GATTUSO	3:31.855	5:28.316	
78	Akkodis ASP Team Lexus RC F LMGT3						LMGT3	4	15:05:14.149	S. GATTUSO	15:06:42.634	G. LEVORATO	1:28.485	6:56.801
1	13:58:39.847	A. ROBIN	13:59:59.263	A. ROBIN	1:19.416	1:19.416	5	15:57:30.143	G. LEVORATO	15:58:51.430	G. LEVORATO	1:21.287	8:18.088	
2	14:52:46.664	A. ROBIN	14:54:14.258	F. GEHRSTZ	1:27.594	2:47.010	6	16:49:03.339	G. LEVORATO	16:50:32.994	G. LEVORATO	1:29.655	9:47.743	
3	15:46:32.103	F. GEHRSTZ	15:47:52.939	F. GEHRSTZ	1:20.836	4:07.846	7	17:47:26.800	G. LEVORATO	17:48:59.794	D. OLSEN	1:32.994	11:20.737	
4	16:35:35.681	F. GEHRSTZ	16:37:05.047	E. MASSON	1:29.366	5:37.212	8	18:37:48.704	D. OLSEN	18:38:51.262	D. OLSEN	1:02.558	12:23.295	
5	17:38:20.631	E. MASSON	17:39:55.305	F. GEHRSTZ	1:34.674	7:11.886	92 Manthey 1ST Phorm Porsche 911 GT3 R LMGT3						LMGT3	
6	18:15:07.426	F. GEHRSTZ	18:16:22.677	E. MASSON	1:15.251	8:27.137	1	13:53:19.501	R. HARDWICK	13:54:36.888	R. HARDWICK	1:17.387	1:17.387	
81	TF Sport Corvette Z06 LMGT3.R						LMGT3	2	14:49:14.072	R. HARDWICK	14:50:59.461	R. PERA	1:45.389	3:02.776
1	13:53:38.452	T. VAN ROMPUY	13:55:01.907	T. VAN ROMPUY	1:23.455	1:23.455	3	15:41:29.257	R. PERA	15:42:46.441	R. PERA	1:17.184	4:19.960	
2	14:49:22.242	T. VAN ROMPUY	14:50:53.164	R. ANDRADE	1:30.922	2:54.377	4	16:32:04.067	R. PERA	16:33:36.258	R. PERA	1:32.191	5:52.151	
3	15:41:17.433	R. ANDRADE	15:42:35.778	R. ANDRADE	1:18.345	4:12.722	5	16:47:12.028	R. PERA	16:47:59.645	R. PERA	47.617	6:39.768	
4	16:32:03.020	R. ANDRADE	16:33:33.944	R. ANDRADE	1:30.924	5:43.646	6	17:43:39.806	R. PERA	17:45:09.728	R. LIETZ	1:29.922	8:09.690	
5	16:47:17.801	R. ANDRADE	16:48:19.667	C. EASTWOOD	1:01.866	6:45.512	7	18:32:14.307	R. LIETZ	18:33:19.199	R. LIETZ	1:04.892	9:14.582	
6	17:43:54.037	C. EASTWOOD	17:45:29.322	C. EASTWOOD	1:35.285	8:20.797	93 Peugeot TotalEnergies Peugeot 9X8						HYPERCAR H	
7	18:32:48.130	C. EASTWOOD	18:33:53.839	C. EASTWOOD	1:05.709	9:26.506	1	13:59:17.774	P. DI RESTA	14:00:40.175	P. DI RESTA	1:22.401	1:22.401	
83	AF Corse Ferrari 499P						HYPERCAR H	2	15:06:33.164	P. DI RESTA	15:08:02.645	J. VERGNE	1:29.481	2:51.882
1	14:00:22.692	P. HANSON	14:01:41.603	P. HANSON	1:18.911	1:18.911	3	16:05:25.493	J. VERGNE	16:06:51.136	J. VERGNE	1:25.643	4:17.525	
2	15:09:05.394	P. HANSON	15:10:22.987	Y. YE	1:17.593	2:36.504	4	16:48:51.572	J. VERGNE	16:50:08.887	M. JENSEN	1:17.315	5:34.840	
3	16:07:37.554	Y. YE	16:09:07.241	R. KUBICA	1:29.687	4:06.191	5	17:52:26.227	M. JENSEN	17:53:57.776	M. JENSEN	1:31.549	7:06.389	
4	16:50:12.692	R. KUBICA	16:51:29.285	R. KUBICA	1:16.593	5:22.784	6	18:47:36.238	M. JENSEN	18:48:25.294	M. JENSEN	49.056	7:55.445	
5	17:57:02.821	R. KUBICA	17:58:21.469	R. KUBICA	1:18.648	6:41.432	94 Peugeot TotalEnergies Peugeot 9X8						HYPERCAR H	
6	18:51:58.435	R. KUBICA	18:52:42.756	R. KUBICA	44.321	7:25.753	1	14:00:57.232	L. DUVAL	14:02:14.945	L. DUVAL	1:17.713	1:17.713	
85	Iron Dames Porsche 911 GT3 R LMGT3						LMGT3	2	15:07:52.661	L. DUVAL	15:09:33.926	M. JAKOBSEN	1:41.265	2:58.978
1	13:46:36.363	C. MARTIN	13:47:09.430	C. MARTIN	33.067	33.067	3	16:06:29.721	M. JAKOBSEN	16:07:53.220	M. JAKOBSEN	1:23.499	4:22.477	
2	13:54:10.795	C. MARTIN	13:55:30.123	C. MARTIN	1:19.328	1:52.395	4	16:47:22.959	M. JAKOBSEN	16:48:43.027	S. VANDOOORNE	1:20.068	5:42.545	
							5	17:53:56.163	S. VANDOOORNE	17:55:14.990	S. VANDOOORNE	1:18.827	7:01.372	
							6	18:22:13.536	S. VANDOOORNE	18:23:01.292	S. VANDOOORNE	47.756	7:49.128	



FIA WEC 6 Hours of Imola Race

Pit Stop Analysis

No	In Time	In Driver	Out Time	Out Driver	Pit Time	T. Pit Time	No	In Time	In Driver	Out Time	Out Driver	Pit Time	T. Pit Time	
95	United Autosports McLaren 720S LMGT3 Evo						LMGT3							
1	13:55:24.642	D. LEUNG	13:56:53.269	D. LEUNG	1:28.627	1:28.627								
2	14:49:24.101	D. LEUNG	14:50:55.421	S. GELAEL	1:31.320	2:59.947								
3	15:43:06.079	S. GELAEL	15:44:24.936	S. GELAEL	1:18.857	4:18.804								
4	16:35:41.096	S. GELAEL	16:37:14.918	S. GELAEL	1:33.822	5:52.626								
5	16:47:33.322	S. GELAEL	16:48:29.470	M. SATO	56.148	6:48.774								
6	17:15:56.786	M. SATO	17:16:30.179	M. SATO	33.393	7:22.167								
7	17:44:17.808	M. SATO	17:45:50.895	M. SATO	1:33.087	8:55.254								
8	18:33:05.383	M. SATO	18:34:12.642	M. SATO	1:07.259	10:02.513								
99	Proton Competition Porsche 963						HYPERCAR H							
1	13:59:29.936	N. JANI	14:00:47.504	N. JANI	1:17.568	1:17.568								
2	15:06:25.790	N. JANI	15:07:49.684	N. PINO	1:23.894	2:41.462								
3	16:02:20.164	N. PINO	16:03:47.498	N. PINO	1:27.334	4:08.796								
4	16:49:43.406	N. PINO	16:50:58.797	N. VARRONE	1:15.391	5:24.187								
5	17:25:41.553	N. VARRONE	17:26:50.202	N. VARRONE	1:08.649	6:32.836								
6	18:14:19.227	N. VARRONE	18:15:50.880	N. VARRONE	1:31.653	8:04.489								