

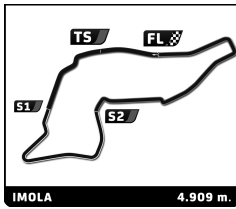
Porsche Sixt Carrera Cup Deutschland

6 Hours of Imola

Free Practice

Sector Analysis

— Invalidated Lap							■ Personal Best	■ Session Best	■ Crossing the pit lane					
Lap	Time	Sector 1	Sector 2	Sector 3	Kph	Elapsed	Lap	Time	Sector 1	Sector 2	Sector 3	Kph	Elapsed	
4	1:46.406	21.837	34.848	49.721	166.1	17:34.949	1	3:10.482	1:30.450	42.618	57.414	88.7	3:10.482	
5	1:45.187	21.885	34.796	48.506	168.0	19:20.136	2	1:54.472	24.717	37.575	52.180	154.4	5:04.954	
6	5:05.800B	21.744	34.514	4:09.542	57.8	24:25.936	3	1:49.611	23.085	35.708	50.818	161.2	6:54.565	
7	2:01.408	36.530	35.046	49.832	145.6	26:27.344	4	6:31.133B	22.131	58.973	5:10.029	45.2	13:25.698	
8	1:44.679	21.673	34.366	48.640	168.8	28:12.023	5	2:05.673	37.899	37.025	50.749	140.6	15:31.371	
9	1:46.008	21.741	34.313	49.954	166.7	29:58.031	6	1:46.900	22.153	35.449	49.298	165.3	17:18.271	
10	4:23.818B	22.063	34.374	3:27.381	67.0	34:21.849	7	1:45.627	22.054	35.082	48.491	167.3	19:03.898	
11	2:28.685	47.623	43.856	57.206	118.9	36:50.534	8	1:45.252	21.951	34.450	48.851	167.9	20:49.150	
12	1:58.308	25.257	40.136	52.915	149.4	38:48.842	9	3:14.945	28.840	1:07.689	1:38.416	90.7	24:04.095	
13	1:50.123	23.829	36.348	49.946	160.5	40:38.965	10	3:28.192B	27.638	35.174	2:25.380	84.9	27:32.287	
14	1:44.058	21.690	34.233	48.135	169.8	42:23.023	11	2:12.181	48.684	34.982	48.515	133.7	29:44.468	
15	1:46.105	21.532	34.535	50.038	166.6	44:09.128	12	1:44.767	21.862	34.420	48.485	168.7	31:29.235	
16	1:43.617	21.514	34.042	48.061	170.6	45:52.745	13	1:51.925	21.513	41.090	49.322	157.9	33:21.160	
17	5:51.683B	21.566	34.431	4:55.686	50.3	51:44.428	14	1:47.939	21.699	34.847	51.393	163.7	35:09.099	
18	2:03.515	38.749	35.594	49.172	143.1	53:47.943	15	1:47.053	22.824	34.420	49.809	165.1	36:56.152	
19	1:44.351	21.709	34.477	48.165	169.4	55:32.294	16	1:44.596	21.789	34.420	48.387	169.0	38:40.748	
20	1:43.779	21.474	34.271	48.034	170.3	57:16.073	17	9:01.772B	21.686	34.494	8:05.592	32.6	47:42.520	
21	1:43.797	21.588	34.072	48.137	170.3	58:59.870	18	2:21.732	42.555	41.228	57.949	124.7	50:04.252	
14 Senna VAN SOELEN NED							24 Kas HAVERKORT NED							
Team75 Bernhard Porsche 911 GT3 Cup							Team GP Elite Porsche 911 GT3 Cup							
1	31:07.968	...	35.292	48.464	9.0	31:07.968	1	2:49.102	1:06.091	44.847	58.164	99.9	2:49.102	
2	1:44.717	21.855	34.375	48.487	168.8	32:52.685	2	1:55.311	27.005	37.693	50.613	153.3	4:44.413	
3	1:44.507	21.863	34.453	48.191	169.1	34:37.192	3	1:48.089	22.905	35.938	49.246	163.5	6:32.502	
4	1:44.399	21.708	34.396	48.295	169.3	36:21.591	4	2:39.071B	22.258	34.825	1:41.988	111.1	9:11.573	
5	4:57.297B	21.776	34.336	4:01.185	59.4	41:18.888	5	6:03.445	4:37.631	35.641	50.173	48.6	15:15.018	
6	1:59.654	36.412	34.671	48.571	147.7	43:18.542	6	1:45.122	21.882	34.438	48.802	168.1	17:00.140	
7	5:30.955B	21.843	34.389	4:34.723	53.4	48:49.497	7	1:44.477	21.805	34.462	48.210	169.2	18:44.617	
8	2:11.384	41.243	38.623	51.518	134.5	51:00.881	8	1:44.653	21.694	34.463	48.496	168.9	20:29.270	
9	1:59.643	23.417	39.492	56.734	147.7	53:00.524	9	3:16.389B	21.863	59.012	1:55.514	90.0	23:45.659	
10	1:50.351	21.937	35.936	52.478	160.1	54:50.875	10	3:28.325	2:00.820	36.680	50.825	84.8	27:13.984	
11	1:43.429	21.600	34.005	47.824	170.9	56:34.304	11	1:46.398	21.809	34.606	49.983	166.1	29:00.382	
12	1:43.721	21.511	34.039	48.171	170.4	58:18.025	12	1:44.360	21.762	34.415	48.183	169.3	30:44.742	
15 Daniel GREGOR GER							13 2:04.465B 21.713 34.784 1:07.968 142.0 32:49.207							
Team75 Bernhard Porsche 911 GT3 Cup							14 6:10.814 4:46.742 35.164 48.908 47.7 39:00.021							
1	3:17.577B	1:16.215	43.600	1:17.762	85.5	3:17.577	15	1:44.126	21.786	34.322	48.018	169.7	40:44.147	
2	2:30.627	1:02.024	37.825	50.778	117.3	5:48.204	16	2:10.136B	21.717	34.326	1:14.093	135.8	42:54.283	
3	8:54.318B	22.198	35.033	7:57.087	33.1	14:42.522	17	6:00.368	4:22.923	41.354	56.091	49.0	48:54.651	
4	2:05.485	40.300	35.560	49.625	140.8	16:48.007	18	1:52.506	23.957	36.646	51.903	157.1	50:47.157	
5	1:46.958	22.490	34.882	49.586	165.2	18:34.965	19	1:43.555	21.601	34.196	47.758	170.7	52:30.712	
6	1:45.829	22.189	34.935	48.705	167.0	20:20.794	20	1:51.751	21.651	36.400	53.700	158.1	54:22.463	
7	2:48.892	22.798	49.408	1:36.693	104.6	23:09.693	21	1:45.956	21.386	34.014	50.556	166.8	56:08.419	
8	11:44.906B	54.003	37.906	...	25.1	34:54.599	22	1:44.315	21.426	33.964	48.925	169.4	57:52.734	
9	2:02.954	37.786	35.607	49.561	143.7	36:57.553	23	1:48.036	21.504	34.040	52.492	163.6	59:40.770	
10	5:10.112B	22.210	34.831	4:13.071	57.0	42:07.665	25 Ariel LEVI ISR							
11	2:26.254	45.465	42.635	58.154	120.8	44:33.919	Team GP Elite Porsche 911 GT3 Cup							
12	1:57.717	26.477	39.347	51.893	150.1	46:31.636	1	2:53.216	1:08.102	44.954	1:00.160	97.5	2:53.216	
13	1:45.507	22.220	34.712	48.575	167.5	48:17.143	2	1:55.105	24.155	39.455	51.495	153.5	4:48.321	
14	1:44.529	21.708	34.499	48.322	169.1	50:01.672	3	1:48.216	22.487	34.915	50.814	163.3	6:36.537	
15	1:43.752	21.564	34.265	47.923	170.3	51:45.424	4	2:44.592B	22.254	39.187	1:43.151	107.4	9:21.129	
16	4:49.301B	21.938	34.830	3:52.533	61.1	56:34.725								
17	2:03.926	38.117	35.843	49.966	142.6	58:38.651								
18	1:44.841	21.770	34.378	48.693	168.6	1:00:23.492								
21 Sacha NORDEN NED														
Proton Huber Competition Porsche 911 GT3 Cup														



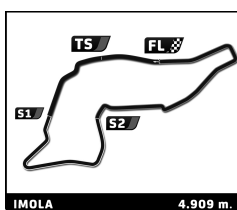
Porsche Sixt Carrera Cup Deutschland

6 Hours of Imola

Free Practice

Sector Analysis

Lap	Time	Sector 1	Sector 2	Sector 3	Kph	Elapsed	Lap	Time	Sector 1	Sector 2	Sector 3	Kph	Elapsed
5	5:57.909	4:29.134	35.259	53.516	49.4	15:19.038	13	1:45.167	21.864	34.641	48.662	168.0	36:48.159
6	1:44.969	21.782	34.625	48.562	168.4	17:04.007	14	1:44.335	21.781	34.307	48.247	169.4	38:32.494
7	1:46.543	21.840	34.443	50.260	165.9	18:50.550	15	4:30.057 B	21.795	34.983	3:33.279	65.4	43:02.551
8	1:46.100	22.141	35.043	48.916	166.6	20:36.650	16	2:36.785	45.567	49.995	1:01.223	112.7	45:39.336
9	3:13.761 B	21.847	1:02.671	1:49.243	91.2	23:50.411	17	1:58.697	28.116	37.187	53.394	148.9	47:38.033
10	6:08.922	4:45.080	35.051	48.791	47.9	29:59.333	18	1:44.644	22.095	34.506	48.043	168.9	49:22.677
11	2:04.462 B	21.775	34.522	1:08.165	142.0	32:03.795	19	1:44.467	21.723	34.265	48.479	169.2	51:07.144
12	4:49.485	3:26.124	34.436	48.925	61.0	36:53.280	20	1:43.958	21.557	34.360	48.041	170.0	52:51.102
13	2:02.219 B	21.903	34.477	1:05.839	144.6	38:55.499	21	1:43.825	21.547	34.250	48.028	170.2	54:34.927
14	9:29.432	7:51.552	44.442	53.438	31.0	48:24.931	31 Samer SHAHIN AUS						
15	1:47.057	23.213	35.444	48.400	165.1	50:11.988	GP Elite Porsche 911 GT3 Cup						
16	1:43.833	21.555	34.223	48.055	170.2	51:55.821	1	3:07.119	1:17.172	47.577	1:02.370	90.3	3:07.119
17	1:43.443	21.586	34.048	47.802	170.8	53:39.264	2	2:03.613	25.911	40.232	57.470	143.0	5:10.732
18	1:47.043	21.480	34.064	51.499	165.1	55:26.307	3	1:49.845	23.380	36.064	50.401	160.9	7:00.577
19	1:47.934	21.532	37.610	48.792	163.7	57:14.241	4	6:16.504 B	22.529	59.728	4:54.247	46.9	13:17.081
20	2:06.894 B	21.583	37.964	1:07.347	139.3	59:21.135	5	2:13.854	42.318	40.034	51.502	132.0	15:30.935
26 Huub VAN EIJDHOVEN NED							6	1:49.556	22.413	37.190	49.953	161.3	17:20.491
Team GP Elite Porsche 911 GT3 Cup							7	1:58.607	22.649	35.652	1:00.306	149.0	19:19.098
1	2:44.841	1:05.115	44.462	55.264	102.4	2:44.841	8	4:53.917 B	24.923	36.026	3:52.968	60.1	24:13.015
2	1:52.407	25.483	36.254	50.670	157.2	4:37.248	9	2:16.116	43.124	39.307	53.685	129.8	26:29.131
3	1:47.610	23.118	35.265	49.227	164.2	6:24.858	10	1:46.580	22.273	34.937	49.370	165.8	28:15.711
4	2:32.892 B	21.907	34.784	1:36.201	115.6	8:57.750	11	1:46.181	22.173	34.898	49.110	166.4	30:01.892
5	6:15.771	4:50.161	35.852	49.758	47.0	15:13.521	12	1:48.295	22.018	35.885	50.392	163.2	31:50.187
6	1:51.726	21.851	34.553	55.322	158.2	17:05.247	13	1:46.034	22.089	35.100	48.845	166.7	33:36.221
7	1:44.871	21.865	34.536	48.470	168.5	18:50.118	14	1:45.377	21.954	34.685	48.738	167.7	35:21.598
8	1:44.702	21.856	34.478	48.368	168.8	20:34.820	15	9:59.562 B	29.050	36.365	8:54.147	29.5	45:21.160
9	3:12.950 B	21.685	58.142	1:53.123	91.6	23:47.770	16	2:27.777	50.424	41.633	55.720	119.6	47:48.937
10	8:10.374	6:38.505	35.293	56.576	36.0	31:58.144	17	1:52.175	23.486	37.674	51.015	157.5	49:41.112
11	1:45.331	21.875	34.652	48.804	167.8	33:43.475	18	1:50.102	22.447	35.185	52.470	160.5	51:31.214
12	1:44.404	21.673	34.408	48.323	169.3	35:27.879	19	1:45.506	22.073	34.796	48.637	167.5	53:16.720
13	1:44.793	21.744	34.508	48.541	168.6	37:12.672	20	1:47.643	21.925	34.583	51.135	164.2	55:04.363
14	1:43.944	21.564	34.293	48.087	170.0	38:56.616	21	1:45.536	21.877	34.736	48.923	167.5	56:49.899
15	2:01.438 B	21.569	34.581	1:05.288	145.5	40:58.054	22	1:45.836	22.004	35.054	48.778	167.0	58:35.735
16	3:43.502	2:20.433	34.578	48.491	79.1	44:41.556	23	1:45.661	22.160	34.663	48.838	167.3	1:00:21.396
17	2:03.224 B	21.647	35.987	1:05.590	143.4	46:44.780	32 Sebastian FREYMUTH GER						
18	4:04.716	2:30.981	40.901	52.834	72.2	50:49.496	Target Competition Porsche 911 GT3 Cup						
19	1:47.277	22.573	35.366	49.338	164.7	52:36.773	1	3:21.524	1:41.078	42.358	58.088	83.8	3:21.524
20	1:43.410	21.536	34.066	47.808	170.9	54:20.183	2	1:52.132	25.140	36.365	50.627	157.6	5:13.656
21	1:46.532	21.385	34.166	50.981	165.9	56:06.715	3	8:22.276 B	22.465	35.409	7:24.402	35.2	13:35.932
22	1:43.318	21.421	34.072	47.825	171.0	57:50.033	4	2:05.769	40.338	36.025	49.406	140.5	15:41.701
23	2:11.950 B	21.343	34.156	1:16.451	133.9	1:00:01.983	5	1:45.713	22.020	35.101	48.592	167.2	17:27.414
27 Matheus FERREIRA BRA							6	1:46.119	21.928	35.020	49.171	166.5	19:13.533
Target Porsche 911 GT3 Cup							7	1:45.663	21.776	34.926	48.961	167.3	20:59.196
1	3:47.005 B	1:42.467	46.280	1:18.258	74.4	3:47.005	8	5:44.097 B	36.771	1:07.409	3:59.917	51.4	26:43.293
2	3:40.564	1:55.585	47.568	57.411	80.1	7:27.569	9	2:03.099	39.451	35.182	48.466	143.6	28:46.392
3	6:09.438 B	41.268	1:09.295	4:18.875	47.8	13:37.007	10	1:44.754	21.797	34.408	48.549	168.7	30:31.146
4	2:09.604	40.095	37.139	52.370	136.4	15:46.611	11	1:49.433	21.655	34.790	52.988	161.5	32:20.579
5	1:46.627	22.387	35.326	48.914	165.7	17:33.238	12	1:44.650	21.710	34.546	48.394	168.9	34:05.229
6	1:46.052	21.850	35.437	48.765	166.6	19:19.290	13	11:42.876 B	21.710	35.013	...	25.1	45:48.105
7	1:45.174	21.712	34.629	48.833	168.0	21:04.464	14	2:17.461	44.879	38.960	53.622	128.6	48:05.566
8	3:16.225	46.556	1:07.448	1:22.221	90.1	24:20.689	15	1:51.268	23.714	38.231	49.323	158.8	49:56.834
9	1:45.930	21.950	35.134	48.846	166.8	26:06.619	16	1:43.948	21.495	34.342	48.111	170.0	51:40.782
10	1:44.891	21.847	34.614	48.430	168.5	27:51.510	17	1:44.196	21.525	34.544	48.127	169.6	53:24.978
11	4:55.078 B	21.755	34.502	3:58.821	59.9	32:46.588	18	1:43.805	21.440	34.098	48.267	170.2	55:08.783
12	2:16.404	39.039	41.841	55.524	129.6	35:02.992							



Porsche Sixt Carrera Cup Deutschland

6 Hours of Imola

Free Practice

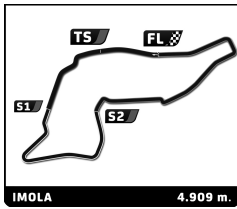
Sector Analysis

— Invalidated Lap ■ Personal Best ■ Session Best B Crossing the pit lane

Lap	Time	Sector 1	Sector 2	Sector 3	Kph	Elapsed	Lap	Time	Sector 1	Sector 2	Sector 3	Kph	Elapsed
10	1:44.667	21.734	34.563	48.370	168.8	30:38.571	15	1:43.375	21.425	34.096	47.854	171.0	42:34.053
11	3:51.142B	21.739	34.708	2:54.695	76.5	34:29.713	16	7:39.055B	21.471	35.466	6:42.118	38.5	50:13.108
12	2:11.048	40.401	39.225	51.422	134.9	36:40.761	17	2:32.114	47.995	47.205	56.914	116.2	52:45.222
13	1:46.199	21.905	34.860	49.434	166.4	38:26.960	18	1:49.179	24.364	35.995	48.820	161.9	54:34.401
14	1:48.024	21.848	37.371	48.805	163.6	40:14.984	19	1:42.993	21.406	33.847	47.740	171.6	56:17.394
15	1:44.903	21.742	34.456	48.705	168.5	41:59.887	20	1:42.706	21.311	33.898	47.497	172.1	58:00.100
16	5:11.672B	21.721	34.765	4:15.186	56.7	47:11.559	21	1:51.791	21.361	36.437	53.993	158.1	59:51.891
17	2:32.864	49.140	44.774	58.950	115.6	49:44.423							
18	1:53.205	25.202	36.241	51.762	156.1	51:37.628							
19	1:52.759	22.337	39.088	51.334	156.7	53:30.387							
20	1:44.608	21.613	34.457	48.538	168.9	55:14.995							
21	1:44.259	21.468	34.314	48.477	169.5	56:59.254							
22	1:44.082	21.511	34.273	48.298	169.8	58:43.336							
23	1:44.049	21.584	34.327	48.138	169.8	1:00:27.385							

44 Emely DE HEUS							54 Michael ESSMANN												
NLD			ID Racing				Porsche 911 GT3 Cup			GER				Team75 Bernhard			Porsche 911 GT3 Cup		
1	3:44.677	1:51.711	49.263	1:03.703	75.2	3:44.677	1	3:30.747B	1:23.996	45.614	1:21.137	80.1	3:30.747						
2	2:04.494	27.623	41.675	55.196	142.0	5:49.171	2	3:16.142	1:35.935	41.732	58.475	90.1	6:46.889						
3	7:57.443B	22.990	37.358	6:57.095	37.0	13:46.614	3	7:16.277B	23.804	53.019	5:59.454	40.5	14:03.166						
4	2:13.581	42.295	38.148	53.138	132.3	16:00.195	4	2:06.852	38.694	36.819	51.339	139.3	16:10.018						
5	1:49.490	22.662	36.740	50.088	161.4	17:49.685	5	1:48.821	22.747	36.024	50.050	162.4	17:58.839						
6	1:47.801	22.290	35.775	49.736	163.9	19:37.486	6	1:48.251	22.168	35.182	50.901	163.3	19:47.090						
7	5:24.591B	22.566	35.440	4:26.585	54.4	25:02.077	7	6:45.094B	23.158	35.170	5:46.766	43.6	26:32.184						
8	2:16.862	50.193	36.524	50.145	129.1	27:18.939	8	2:06.894	39.049	35.859	51.986	139.3	28:39.078						
9	1:48.216	22.692	35.991	49.533	163.3	29:07.155	9	1:47.999	22.329	35.114	50.556	163.6	30:27.077						
10	1:46.517	22.177	35.160	49.180	165.9	30:53.672	10	1:47.199	22.117	35.775	49.307	164.9	32:14.276						
11	1:46.161	22.067	35.117	48.977	166.5	32:39.833	11	1:45.729	22.006	34.817	48.906	167.1	34:00.005						
12	1:46.628	22.242	35.463	48.923	165.7	34:26.461	12	6:56.247B	22.910	35.547	5:57.790	42.5	40:56.252						
13	1:46.183	22.085	35.111	48.987	166.4	36:12.644	13	2:16.590	43.956	39.361	53.273	129.4	43:12.842						
14	1:47.002	22.375	35.486	49.141	165.2	37:59.646	14	1:48.860	23.475	35.848	49.537	162.3	45:01.702						
15	1:46.356	21.968	35.060	49.328	166.2	39:46.002	15	1:45.763	22.115	34.835	48.813	167.1	46:47.465						
16	7:35.633B	22.834	35.923	6:36.876	38.8	47:21.635	16	1:47.817	21.841	36.520	49.456	163.9	48:35.282						
17	2:24.193	43.393	43.831	56.969	122.6	49:45.828	17	1:45.560	21.967	34.746	48.847	167.4	50:20.842						
18	1:52.636	24.896	36.939	50.801	156.9	51:38.464	18	1:45.531	22.031	34.725	48.775	167.5	52:06.373						
19	1:52.913	22.392	38.789	51.732	156.5	53:31.377	19	3:50.771B	21.945	34.949	2:53.877	76.6	55:57.144						
20	1:46.807	21.839	34.752	50.216	165.5	55:18.184	20	2:01.267	37.217	35.162	48.888	145.7	57:58.411						
21	1:45.516	22.075	34.782	48.659	167.5	57:03.700	21	1:45.165	21.691	34.707	48.767	168.0	59:43.576						
22	1:45.426	21.799	34.690	48.937	167.6	58:49.126	22	1:45.284	21.731	34.557	48.996	167.9	1:01:28.860						
23	1:45.964	21.786	34.963	49.215	166.8	1:00:35.090													

46 Robert DE HAAN							55 Colin BÖNIGHAUSEN												
NLD			Proton Huber Competition				Porsche 911 GT3 Cup			GER				Team Proton Huber Competition			Porsche 911 GT3 Cup		
1	4:19.082	2:38.498	42.826	57.758	65.2	4:19.082	1	3:21.656	1:33.560	46.795	1:01.301	83.7	3:21.656						
2	1:54.906	26.439	37.506	50.961	153.8	6:13.988	2	2:00.155	28.522	38.945	52.688	147.1	5:21.811						
3	8:08.599B	21.740	34.210	7:12.649	36.2	14:22.587	3	1:49.439	23.315	36.129	49.995	161.5	7:11.250						
4	2:09.471	40.431	38.101	50.939	136.5	16:32.058	4	6:15.958B	24.125	1:07.240	4:44.593	47.0	13:27.208						
5	1:44.471	21.816	34.220	48.435	169.2	18:16.529	5	2:07.739	37.620	36.649	53.470	138.3	15:34.947						
6	1:44.051	21.572	34.341	48.138	169.8	20:00.580	6	1:46.357	22.056	35.304	48.997	166.2	17:21.304						
7	2:45.745	22.076	35.102	1:48.567	106.6	22:46.325	7	9:31.024B	22.184	36.137	8:32.703	30.9	26:52.328						
8	2:30.436	54.178	46.782	49.476	117.5	25:16.761	8	2:03.572	38.712	35.516	49.344	143.0	28:55.900						
9	1:43.883	21.618	34.256	48.009	170.1	27:00.644	9	1:45.140	21.803	34.895	48.442	168.1	30:41.040						
10	1:44.061	21.803	34.229	48.029	169.8	28:44.705	10	1:44.676	21.727	34.565	48.384	168.8	32:25.716						
11	6:29.491B	21.547	34.393	5:33.551	45.4	35:14.196	11	1:44.445	21.790	34.417	48.238	169.2	34:10.161						
12	2:03.243	39.192	35.440	48.611	143.4	37:17.439	12	1:44.124	21.588	34.330	48.206	169.7	35:54.285						
13	1:49.653	21.667	34.320	53.666	161.2	39:07.092	13	3:51.669B	21.976	34.447	2:55.246	76.3	39:45.954						
14	1:43.586	21.568	34.182	47.836	170.6	40:50.678	14	2:00.700	37.379	34.709	48.612	146.4	41:46.654						
							15	1:44.499	21.822	34.484	48.193	169.1	43:31.153						
							16	4:12.267B	21.625	34.349	3:16.293	70.1	47:43.420						
							17	2:20.613	42.434	42.434	55.745	125.7	50:04.033						
							18	1:47.488	23.072	35.608	48.808	164.4	51:51.521						
							19	1:49.282	21.951	34.516	52.815	161.7	53:40.803						
							20	1:43.678	21.652	34.163	47.863	170.5	55:24.481						
							21	1:45.196	21.507	34.512	49.177	168.0	57:09.677						
							22	1:43.790	21.517	34.350	47.923	170.3	58:53.467						

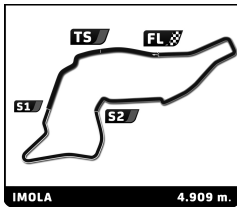


**Porsche Sixt Carrera Cup Deutschland
6 Hours of Imola
Free Practice**

Sector Analysis

— Invalidated Lap ■ Personal Best ■ Session Best ■ Crossing the pit lane

Lap	Time	Sector 1	Sector 2	Sector 3	Kph	Elapsed	Lap	Time	Sector 1	Sector 2	Sector 3	Kph	Elapsed
69 Ahmed ALKHOORI UAE							2	3:48.268 B	25.425	38.728	2:44.115	77.4	7:03.668
a-works by Porsche Paderborn Porsche 911 GT3 Cup							3	6:18.879 B	43.330	58.173	4:37.376	46.6	13:22.547
1	3:25.184	1:32.374	46.828	1:05.982	82.3	3:25.184	4	2:13.570	39.948	38.558	55.064	132.3	15:36.117
2	2:26.989 B	29.389	41.655	1:15.945	120.2	5:52.173	5	1:50.433	23.787	35.853	50.793	160.0	17:26.550
3	7:32.307 B	52.246	38.865	6:01.196	39.1	13:24.480	6	1:49.462	22.245	36.103	51.114	161.4	19:16.012
4	2:15.187	38.750	40.041	56.396	130.7	15:39.667	7	1:46.911	23.007	34.809	49.095	165.3	21:02.923
5	1:51.300	23.180	36.988	51.132	158.8	17:30.967	8	8:07.424 B	35.094	1:07.563	6:24.767	36.3	29:10.347
6	1:52.713	22.867	39.151	50.695	156.8	19:23.680	9	2:06.512	38.845	36.571	51.096	139.7	31:16.859
7	3:44.747	1:15.329	52.113	1:37.305	78.6	23:08.427	10	1:46.766	22.165	35.222	49.379	165.5	33:03.625
8	4:06.286 B	54.126	40.023	2:32.137	71.8	27:14.713	11	1:46.176	22.337	34.957	48.882	166.4	34:49.801
9	2:14.290	46.110	36.706	51.474	131.6	29:29.003	12	1:46.030	22.202	35.124	48.704	166.7	36:35.831
10	1:53.535	25.686	36.982	50.867	155.7	31:22.538	13	1:48.203	22.609	35.226	50.368	163.3	38:24.034
11	1:49.110	22.755	35.959	50.396	162.0	33:11.648	14	1:45.343	21.951	34.685	48.707	167.8	40:09.377
12	1:52.278	22.683	35.756	53.839	157.4	35:03.926	15	1:47.620	22.954	35.143	49.523	164.2	41:56.997
13	1:54.232	22.400	36.443	55.389	154.7	36:58.158	16	4:16.902 B	22.208	35.116	3:19.578	68.8	46:13.899
14	4:52.561 B	22.759	36.229	3:53.573	60.4	41:50.719	17	2:34.206	49.942	45.225	59.039	114.6	48:48.105
15	2:39.193	47.236	47.900	1:04.057	111.0	44:29.912	18	3:12.385 B	24.945	37.530	2:09.910	91.9	52:00.490
16	2:08.823	29.452	42.334	57.037	137.2	46:38.735	19	2:07.840	38.998	37.541	51.301	138.2	54:08.330
17	1:49.709	23.240	35.684	50.785	161.1	48:28.444	20	1:53.757	22.177	34.748	56.832	155.4	56:02.087
18	1:48.527	22.666	35.450	50.411	162.8	50:16.971	21	1:46.876	21.946	34.643	50.287	165.4	57:48.963
19	1:47.622	22.213	35.652	49.757	164.2	52:04.593	22	1:47.295	21.931	35.394	49.970	164.7	59:36.258
20	1:49.479	22.585	35.500	51.394	161.4	53:54.072	23	2:07.114	21.944	34.666	1:10.504	139.0	1:01:43.372
21	1:53.407	22.266	35.502	55.639	155.8	55:47.479	88 Daniel ROS SWE						
22	1:46.983	22.074	35.285	49.624	165.2	57:34.462	Proton Huber Competition Porsche 911 GT3 Cup						
23	2:09.667	22.328	37.637	1:09.702	136.3	59:44.129	1	3:17.562	1:35.911	45.423	56.228	85.5	3:17.562
76 Wilmer WALLENSTAM SWE							2	1:57.691	25.857	40.223	51.611	150.2	5:15.253
a-works by Porsche Paderborn Porsche 911 GT3 Cup							91 Gian TÛCCAROGLU GER						
1	3:24.171	1:36.867	45.757	1:01.547	82.7	3:24.171	a-works by Porsche Paderborn Porsche 911 GT3 Cup						
2	2:02.686	28.058	41.176	53.452	144.0	5:26.857	1	3:13.373	1:29.564	43.957	59.852	87.3	3:13.373
3	1:49.706	23.037	36.200	50.469	161.1	7:16.563	2	1:55.506	25.492	37.485	52.529	153.0	5:08.879
4	6:16.589 B	22.961	1:04.202	4:49.426	46.9	13:33.152	3	1:50.810	23.050	35.765	51.995	159.5	6:59.689
5	2:16.981	41.035	43.416	52.530	129.0	15:50.133	4	6:21.574 B	22.172	59.062	5:00.340	46.3	13:21.263
6	1:47.502	22.461	35.564	49.477	164.4	17:37.635	5	2:07.690	38.637	37.208	51.845	138.4	15:28.953
7	2:10.417	22.346	35.488	1:12.583	135.5	19:48.052	6	1:48.977	22.255	37.126	49.596	162.2	17:17.930
8	5:38.151 B	23.898	35.896	4:38.357	52.3	25:26.203	7	1:45.820	22.255	34.730	48.835	167.0	19:03.750
9	2:07.370	39.870	36.525	50.975	138.7	27:33.573	8	5:18.689 B	22.926	34.637	4:21.126	55.5	24:22.439
10	1:50.853	23.701	37.293	49.859	159.4	29:24.426	9	2:02.997	37.272	35.754	49.971	143.7	26:25.436
11	1:48.087	23.144	35.241	49.702	163.5	31:12.513	10	1:45.434	22.225	34.612	48.592	167.6	28:10.870
12	1:46.367	21.965	35.143	49.259	166.1	32:58.880	11	1:45.606	21.867	34.896	48.843	167.3	29:56.476
13	1:46.822	22.453	35.163	49.206	165.4	34:45.702	12	5:54.819 B	21.903	35.342	4:57.574	49.8	35:51.295
14	1:47.745	23.068	35.189	49.488	164.0	36:33.447	13	2:24.877	44.684	44.450	55.743	122.0	38:16.172
15	1:51.334	24.196	36.813	50.325	158.7	38:24.781	14	1:50.827	23.337	36.109	51.381	159.5	40:06.999
16	7:56.568 B	22.485	35.742	6:58.341	37.1	46:21.349	15	1:44.805	21.906	34.447	48.452	168.6	41:51.804
17	2:28.498	45.740	44.033	58.725	119.0	48:49.847	16	1:54.919	27.845	37.225	49.849	153.8	43:46.723
18	1:51.261	24.141	37.240	49.880	158.8	50:41.108	17	1:45.566	21.919	34.870	48.777	167.4	45:32.289
19	1:47.305	22.048	35.575	49.682	164.7	52:28.413	18	1:44.458	21.688	34.540	48.230	169.2	47:16.747
20	1:46.690	21.911	35.202	49.577	165.6	54:15.103	19	1:45.539	22.165	34.611	48.763	167.4	49:02.286
21	1:45.456	21.714	34.758	48.984	167.6	56:00.559	20	3:30.502 B	21.954	34.810	2:33.738	84.0	52:32.788
22	1:46.092	22.045	35.212	48.835	166.6	57:46.651	21	2:07.846	43.764	35.014	49.068	138.2	54:40.634
23	1:45.355	21.619	34.846	48.890	167.7	59:32.006	22	1:45.810	21.934	34.482	49.394	167.0	56:26.444
24	1:46.373	21.807	35.069	49.497	166.1	1:01:18.379	23	1:44.516	21.756	34.387	48.373	169.1	58:10.960
84 Ahmad ALSHEHAB KUW							95 Joseph WARHURST GBR						
a-works by Porsche Paderborn Porsche 911 GT3 Cup							Team Proton Huber Competition Porsche 911 GT3 Cup						
1	3:15.400	1:30.744	44.029	1:00.627	86.4	3:15.400	1	3:22.835	1:34.517	47.378	1:00.940	83.3	3:22.835



Porsche Sixt Carrera Cup Deutschland
6 Hours of Imola
Free Practice

Sector Analysis

— Invalidated Lap ■ Personal Best ■ Session Best B Crossing the pit lane

Lap	Time	Sector 1	Sector 2	Sector 3	Kph	Elapsed	Lap	Time	Sector 1	Sector 2	Sector 3	Kph	Elapsed
2	2:05.822	28.627	40.698	56.497	140.5	5:28.657	4	2:14.220	41.558	40.205	52.457	131.7	15:49.233
3	1:55.395	24.304	38.740	52.351	153.1	7:24.052	5	1:45.978	22.072	35.015	48.891	166.8	17:35.211
4	6:05.374 B	39.132	1:07.689	4:18.553	48.4	13:29.426	6	1:45.788	21.911	35.240	48.637	167.1	19:20.999
5	2:36.029	1:06.978	37.718	51.333	113.3	16:05.455	7	5:33.216 B	22.791	35.131	4:35.294	53.0	24:54.215
6	1:48.750	22.978	35.766	50.006	162.5	17:54.205	8	2:04.000	37.086	35.352	51.562	142.5	26:58.215
7	1:49.079	22.181	35.261	51.637	162.0	19:43.284	9	1:45.571	21.866	34.770	48.935	167.4	28:43.786
8	5:09.089 B	21.991	34.855	4:12.243	57.2	24:52.373	10	1:46.739	21.833	34.706	50.200	165.6	30:30.525
9	2:02.093	37.710	35.265	49.118	144.7	26:54.466	11	1:45.022	21.795	34.612	48.615	168.3	32:15.547
10	1:46.091	21.928	34.938	49.225	166.6	28:40.557	12	1:45.274	21.813	34.728	48.733	167.9	34:00.821
11	1:45.288	21.923	34.736	48.629	167.8	30:25.845	13	1:44.760	21.750	34.586	48.424	168.7	35:45.581
12	1:44.809	21.742	34.494	48.573	168.6	32:10.654	14	4:17.007 B	21.772	34.820	3:20.415	68.8	40:02.588
13	1:44.751	21.702	34.451	48.598	168.7	33:55.405	15	2:43.730	1:05.821	42.212	55.697	107.9	42:46.318
14	1:44.827	21.575	34.700	48.552	168.6	35:40.232	16	1:51.527	24.280	36.449	50.798	158.5	44:37.845
15	3:54.425 B	21.610	34.432	2:58.383	75.4	39:34.657	17	1:47.356	22.432	35.115	49.809	164.6	46:25.201
16	2:05.406	36.738	35.264	53.404	140.9	41:40.063	18	1:44.331	21.670	34.331	48.330	169.4	48:09.532
17	1:45.393	21.798	34.662	48.933	167.7	43:25.456	19	1:44.431	21.667	34.465	48.299	169.2	49:53.963
18	1:45.184	21.751	34.780	48.653	168.0	45:10.640	20	1:44.782	21.530	34.631	48.621	168.7	51:38.745
19	3:32.056 B	21.908	34.551	2:35.597	83.3	48:42.696	21	1:47.373	22.517	36.254	48.602	164.6	53:26.118
20	2:21.677	43.840	41.966	55.871	124.7	51:04.373	22	5:06.537 B	21.597	34.355	4:10.585	57.7	58:32.655
21	1:52.574	24.597	36.669	51.308	157.0	52:56.947	23	2:41.991	53.235	44.938	1:03.818	109.1	1:01:14.646
22	1:50.096	22.287	35.075	52.734	160.5	54:47.043							
23	1:44.165	21.568	34.343	48.254	169.7	56:31.208							
24	1:44.297	21.709	34.401	48.187	169.4	58:15.505							
25	1:44.190	21.597	34.276	48.317	169.6	59:59.695							

96 Mikel AZCONA		ESP				
Hadeca Racing		Porsche 911 GT3 Cup				
1	3:40.550	1:55.600	45.988	58.962	76.6	3:40.550
2	2:02.194	27.979	38.990	55.225	144.6	5:42.744
3	1:55.681	22.897	35.349	57.435	152.8	7:38.425
4	6:52.918 B	38.529	1:11.154	5:03.235	42.8	14:31.343
5	2:12.237	45.448	35.909	50.880	133.6	16:43.580
6	1:45.968	22.508	34.828	48.632	166.8	18:29.548
7	1:45.348	22.076	34.482	48.790	167.8	20:14.896
8	5:48.098 B	23.540	41.414	4:43.144	50.8	26:02.994
9	2:14.038	46.379	38.041	49.618	131.8	28:17.032
10	1:45.613	22.072	34.679	48.862	167.3	30:02.645
11	1:45.320	21.739	34.741	48.840	167.8	31:47.965
12	1:44.917	21.841	34.529	48.547	168.4	33:32.882
13	1:44.666	21.852	34.210	48.604	168.8	35:17.548
14	5:08.861 B	21.810	34.437	4:12.614	57.2	40:26.409
15	2:05.282	41.555	34.779	48.948	141.1	42:31.691
16	1:44.969	21.871	34.529	48.569	168.4	44:16.660
17	1:44.267	21.618	34.289	48.360	169.5	46:00.927
18	3:47.300 B	21.763	34.383	2:51.154	77.7	49:48.227
19	2:16.782	43.434	39.488	53.860	129.2	52:05.009
20	1:59.927	25.369	40.171	54.387	147.4	54:04.936
21	1:47.771	22.326	36.402	49.043	164.0	55:52.707
22	1:47.036	21.608	36.119	49.309	165.1	57:39.743
23	1:44.191	21.675	34.103	48.413	169.6	59:23.934
24	1:44.075	21.568	34.049	48.458	169.8	1:01:08.009

98 Jan SEYFFERT		GER				
Target Competition		Porsche 911 GT3 Cup				
1	3:32.877	1:46.079	45.487	1:01.311	79.3	3:32.877
2	1:52.844	23.459	36.642	52.743	156.6	5:25.721
3	8:09.292 B	22.177	35.345	7:11.770	36.1	13:35.013