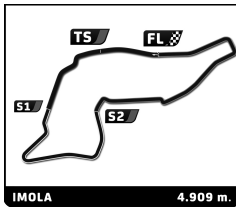


Porsche Sixt Carrera Cup Deutschland
6 Hours of Imola
Race 1

Sector Analysis

— Invalidated Lap ■ Personal Best ■ Session Best B Crossing the pit lane

Lap	Time	Sector 1	Sector 2	Sector 3	Kph	Elapsed	Lap	Time	Sector 1	Sector 2	Sector 3	Kph	Elapsed
3 Marvin KLEIN FRA							Proton Huber Competition Porsche 911 GT3 Cup						
1	1:46.389	22.035	35.534	48.820	158.7	1:46.389	7	1:45.100	21.994	34.489	48.617	168.1	13:11.124
2	1:44.713	21.535	34.632	48.546	168.8	3:31.102	8	1:45.499	22.035	34.574	48.890	167.5	14:56.623
3	1:58.401	22.220	37.167	59.014	149.3	5:29.503	9	1:44.704	21.886	34.717	48.101	168.8	16:41.327
4	2:26.319	30.637	45.604	1:10.078	120.8	7:55.822	10	1:45.255	21.529	35.263	48.463	167.9	18:26.582
5	1:45.735	21.978	35.446	48.311	167.1	9:41.557	11	1:44.505	21.726	34.515	48.264	169.1	20:11.087
6	1:46.850	21.700	35.005	50.145	165.4	11:28.407	12	1:44.483	21.842	34.342	48.299	169.1	21:55.570
7	1:44.543	21.503	34.637	48.403	169.0	13:12.950	13	1:44.114	21.553	34.491	48.070	169.7	23:39.684
8	1:44.620	21.395	34.710	48.515	168.9	14:57.570	14	1:49.374	21.538	34.541	53.295	161.6	25:29.058
9	1:45.298	22.403	34.693	48.202	167.8	16:42.868	15	2:34.601	37.998	51.554	1:05.049	114.3	28:03.659
10	1:45.384	21.385	34.978	49.021	167.7	18:28.252	16	2:31.473	32.256	40.895	1:18.322	116.7	30:35.132
11	1:45.015	21.631	34.925	48.459	168.3	20:13.267	17	1:46.479	22.091	35.488	48.900	166.0	32:21.611
12	1:44.700	21.652	34.495	48.553	168.8	21:57.967							
13	1:44.591	21.762	34.564	48.265	169.0	23:42.558							
14	1:48.280	21.476	34.444	52.360	163.2	25:30.838							
15	2:34.296	37.629	51.594	1:05.073	114.5	28:05.134							
16	2:31.224	32.344	40.954	1:17.926	116.9	30:36.358							
17	1:46.802	21.840	35.452	49.510	165.5	32:23.160							
4 Jonas GREIF GER							GP Elite Porsche 911 GT3 Cup						
1	1:56.342	27.852	37.098	51.392	145.2	1:56.342							
2	1:50.739	23.055	35.585	52.099	159.6	3:47.081							
3	2:02.592	22.216	41.888	58.488	144.2	5:49.673							
4	2:14.883	25.371	42.929	1:06.583	131.0	8:04.556							
5	1:47.917	22.709	35.484	49.724	163.8	9:52.473							
6	1:46.944	21.940	35.279	49.725	165.2	11:39.417							
7	1:47.327	22.457	35.291	49.579	164.7	13:26.744							
8	1:46.099	21.943	34.975	49.181	166.6	15:12.843							
9	1:46.431	21.828	35.085	49.518	166.0	16:59.274							
10	1:46.689	22.015	35.264	49.410	165.6	18:45.963							
11	1:46.320	21.995	35.182	49.143	166.2	20:32.283							
12	1:45.948	22.008	35.138	48.802	166.8	22:18.231							
13	1:46.624	22.119	35.523	48.982	165.7	24:04.855							
14	1:48.577	21.965	35.997	50.615	162.8	25:53.432							
15	2:22.960	27.714	49.146	1:06.100	123.6	28:16.392							
16	2:25.874	31.360	40.606	1:13.908	121.1	30:42.266							
17	1:47.590	22.533	35.566	49.491	164.3	32:29.856							
5 Sören SPRENG GER							GP Elite Porsche 911 GT3 Cup						
1	1:55.871	26.493	37.219	52.159	145.7	1:55.871							
2	2:16.340	22.703	35.849	1:17.788	129.6	4:12.211							
3	2:24.245	32.395	46.688	1:05.162	122.5	6:36.456							
4	2:19.073	31.261	44.756	1:03.056	127.1	8:55.529							
5	2:16.680	29.801	43.339	1:03.540	129.3	11:12.209							
11 Alessandro GHIRETTI FRA							Schumacher CLRT Porsche 911 GT3 Cup						
1	1:45.845	21.712	35.483	48.650	159.6	1:45.845							
2	1:44.849	21.495	34.793	48.561	168.6	3:30.694							
3	1:57.826	21.944	37.419	58.463	150.0	5:28.520							
4	2:26.964	30.522	45.680	1:10.762	120.2	7:55.484							
5	1:45.653	22.261	35.045	48.347	167.3	9:41.137							
6	1:44.887	21.795	34.955	48.137	168.5	11:26.024							
12 Flynt SCHURING NED							Schumacher CLRT Porsche 911 GT3 Cup						
1	1:49.517	23.656	36.220	49.641	154.2	1:49.517							
2	1:45.856	22.197	35.066	48.593	166.9	3:35.373							
3	1:59.520	21.723	37.738	1:00.059	147.9	5:34.893							
4	2:22.856	28.267	45.649	1:08.940	123.7	7:57.749							
5	1:46.550	21.638	35.234	49.678	165.9	9:44.299							
6	1:46.043	22.679	34.896	48.468	166.7	11:30.342							
7	1:44.904	21.758	34.835	48.311	168.5	13:15.246							
8	1:46.025	21.528	35.675	48.822	166.7	15:01.271							
9	1:44.921	21.736	34.736	48.449	168.4	16:46.192							
10	1:44.695	21.612	34.434	48.649	168.8	18:30.887							
11	1:44.516	21.480	34.674	48.362	169.1	20:15.403							
12	1:44.968	21.719	34.754	48.495	168.4	22:00.371							
13	1:44.958	21.587	34.896	48.475	168.4	23:45.329							
14	1:50.933	21.350	35.794	53.789	159.3	25:36.262							
15	2:32.671	36.285	51.498	1:04.888	115.8	28:08.933							
16	2:29.386	32.651	40.601	1:16.134	118.3	30:38.319							
17	1:46.489	21.887	35.140	49.462	166.0	32:24.808							
13 Alexander TAUSCHER GER							Target Porsche 911 GT3 Cup						
1	1:44.876	21.240	34.946	48.690	161.0	1:44.876							
2	1:45.008	21.538	34.657	48.813	168.3	3:29.884							
3	1:56.863	21.742	36.458	58.663	151.2	5:26.747							
4	2:27.959	30.852	45.338	1:11.769	119.4	7:54.706							
5	1:44.971	21.739	34.666	48.566	168.4	9:39.677							
6	1:44.337	21.411	34.441	48.485	169.4	11:24.014							
7	1:44.230	21.450	34.533	48.247	169.6	13:08.244							
8	1:44.014	21.393	34.408	48.213	169.9	14:52.258							
9	1:44.454	21.742	34.424	48.288	169.2	16:36.712							
10	1:44.096	21.544	34.241	48.311	169.8	18:20.808							
11	1:44.284	21.523	34.393	48.368	169.5	20:05.092							
12	1:44.097	21.429	34.436	48.232	169.8	21:49.189							
13	1:44.293	21.523	34.527	48.243	169.4	23:33.482							
14	1:53.844	21.548	34.347	57.949	155.2	25:27.326							
15	2:35.875	39.020	51.475	1:05.380	113.4	28:03.201							
16	2:31.792	31.962	40.708	1:19.122	116.4	30:34.993							
17	1:46.637	22.153	35.379	49.105	165.7	32:21.630							
14 Senna VAN SOELEN NED							Team75 Bernhard Porsche 911 GT3 Cup						
1	1:45.514	21.642	35.299	48.573	160.1	1:45.514							
2	1:44.950	21.633	34.745	48.572	168.4	3:30.464							
3	1:56.901	22.123	36.560	58.218	151.2	5:27.365							



Porsche Sixt Carrera Cup Deutschland
6 Hours of Imola
Race 1

Sector Analysis

— Invalidated Lap ■ Personal Best ■ Session Best B Crossing the pit lane

Lap	Time	Sector 1	Sector 2	Sector 3	Kph	Elapsed	Lap	Time	Sector 1	Sector 2	Sector 3	Kph	Elapsed
4	2:27.926	30.800	45.412	1:11.714	119.5	7:55.291	1	1:47.494	22.784	35.606	49.104	157.1	1:47.494
5	1:45.634	22.369	34.922	48.343	167.3	9:40.925	2	1:46.485	22.578	35.337	48.570	166.0	3:33.979
6	1:44.960	21.944	34.621	48.395	168.4	11:25.885	3	1:57.915	21.548	36.848	59.519	149.9	5:31.894
7	1:45.123	21.917	34.387	48.819	168.1	13:11.008	4	2:24.587	29.009	45.892	1:09.686	122.2	7:56.481
8	1:45.481	21.791	34.717	48.973	167.5	14:56.489	5	1:46.036	21.789	35.420	48.827	166.7	9:42.517
9	1:44.534	21.784	34.474	48.276	169.1	16:41.023	6	1:45.453	21.477	34.723	49.253	167.6	11:27.970
10	1:46.360	21.742	35.678	48.940	166.2	18:27.383	7	1:44.614	21.580	34.697	48.337	168.9	13:12.584
11	1:44.443	21.723	34.441	48.279	169.2	20:11.826	8	1:44.614	21.425	34.851	48.338	168.9	14:57.198
12	1:44.683	21.602	34.713	48.368	168.8	21:56.509	9	1:45.226	21.733	34.878	48.615	167.9	16:42.424
13	1:45.489	22.891	34.421	48.177	167.5	23:41.998	10	1:45.578	21.634	34.914	49.030	167.4	18:28.002
14	1:47.984	21.599	34.448	51.937	163.7	25:29.982	11	1:44.859	21.724	34.884	48.251	168.5	20:12.861
15	2:34.432	37.766	51.692	1:04.974	114.4	28:04.414	12	1:44.410	21.458	34.771	48.181	169.3	21:57.271
16	2:31.587	32.390	41.197	1:18.000	116.6	30:36.001	13	1:46.090	22.598	35.168	48.324	166.6	23:43.361
17	1:47.268	22.086	35.437	49.745	164.7	32:23.269	14	1:49.544	21.477	34.586	53.481	161.3	25:32.905

15 Daniel GREGOR GER
Team75 Bernhard Porsche 911 GT3 Cup

1	1:51.271	24.402	36.845	50.024	151.8	1:51.271
2	1:46.260	21.974	35.139	49.147	166.3	3:37.531
3	2:02.292	22.048	38.100	1:02.144	144.5	5:39.823
4	2:19.434	27.608	44.420	1:07.406	126.7	7:59.257
5	1:46.625	22.056	35.136	49.433	165.7	9:45.882
6	1:46.546	22.126	35.383	49.037	165.9	11:32.428
7	1:45.999	22.469	35.037	48.493	166.7	13:18.427
8	1:44.978	21.948	34.683	48.347	168.3	15:03.405
9	1:45.303	21.988	34.780	48.535	167.8	16:48.708
10	1:44.980	21.939	34.658	48.383	168.3	18:33.688
11	1:46.646	22.476	34.859	49.311	165.7	20:20.334
12	1:44.979	21.868	34.710	48.401	168.3	22:05.313
13	1:45.743	22.181	35.002	48.560	167.1	23:51.056
14	1:49.637	21.752	35.768	52.117	161.2	25:40.693
15	2:32.533	36.878	49.746	1:05.909	115.9	28:13.226
16	2:26.858	31.652	39.975	1:15.231	120.3	30:40.084
17	1:46.973	22.145	35.091	49.737	165.2	32:27.057

21 Sacha NORDEN NED
Proton Huber Competition Porsche 911 GT3 Cup

1	1:49.611	23.513	35.959	50.139	154.1	1:49.611
2	1:46.485	22.648	35.091	48.746	166.0	3:36.096
3	2:01.752	22.008	38.111	1:01.633	145.2	5:37.848
4	2:20.600	27.380	44.858	1:08.362	125.7	7:58.448
5	1:46.404	22.050	34.933	49.421	166.1	9:44.852
6	1:46.210	22.273	35.141	48.796	166.4	11:31.062
7	1:45.254	22.068	34.809	48.377	167.9	13:16.316
8	1:45.257	21.507	35.017	48.733	167.9	15:01.573
9	1:45.054	21.643	34.826	48.585	168.2	16:46.627
10	1:45.073	21.911	34.711	48.451	168.2	18:31.700
11	1:44.933	21.622	34.659	48.652	168.4	20:16.633
12	1:45.276	21.960	34.817	48.499	167.9	22:01.909
13	1:45.361	21.497	35.179	48.685	167.7	23:47.270
14	1:51.603	21.797	34.979	54.827	158.4	25:38.873
15	2:32.414	36.201	50.443	1:05.770	115.9	28:11.287
16	2:27.771	31.924	40.358	1:15.489	119.6	30:39.058
17	1:46.662	22.067	35.068	49.527	165.7	32:25.720

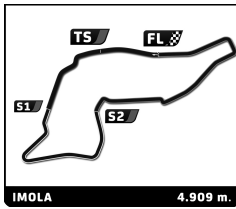
24 Kas HAVERKORT NED
Team GP Elite Porsche 911 GT3 Cup

25 Ariel LEVI ISR
Team GP Elite Porsche 911 GT3 Cup

1	1:49.450	23.747	35.882	49.821	154.3	1:49.450
2	1:45.791	22.075	34.968	48.748	167.1	3:35.241
3	1:58.140	21.610	37.048	59.482	149.6	5:33.381
4	2:23.735	28.517	46.007	1:09.211	123.0	7:57.116
5	1:46.004	21.718	35.319	48.967	166.7	9:43.120
6	1:45.519	21.878	34.527	49.114	167.5	11:28.639
7	1:44.916	21.570	34.633	48.713	168.4	13:13.555
8	1:44.751	21.703	34.609	48.439	168.7	14:58.306
9	1:45.514	21.783	34.826	48.905	167.5	16:43.820
10	1:44.708	21.663	34.526	48.519	168.8	18:28.528
11	1:45.263	21.656	34.844	48.763	167.9	20:13.791
12	1:45.407	22.337	34.605	48.465	167.7	21:59.198
13	1:45.018	21.745	34.747	48.526	168.3	23:44.216
14	1:49.635	21.565	34.786	53.284	161.2	25:33.851
15	2:33.208	36.860	51.724	1:04.624	115.3	28:07.059
16	2:30.184	32.689	40.501	1:16.994	117.7	30:37.243
17	1:46.753	21.690	35.390	49.673	165.5	32:23.996

26 Huub VAN EIJDHOVEN NED
Team GP Elite Porsche 911 GT3 Cup

1	1:47.743	22.863	35.702	49.178	156.7	1:47.743
2	1:45.209	22.217	34.730	48.262	168.0	3:32.952
3	1:57.357	21.556	36.767	59.034	150.6	5:30.309
4	2:25.867	30.160	45.736	1:09.971	121.2	7:56.176
5	1:45.727	21.797	35.495	48.435	167.2	9:41.903
6	1:45.613	21.597	34.981	49.035	167.3	11:27.516
7	1:44.264	21.596	34.530	48.138	169.5	13:11.780
8	1:45.130	21.527	34.835	48.768	168.1	14:56.910
9	1:45.026	21.860	34.825	48.341	168.3	16:41.936
10	1:45.816	21.575	35.075	49.166	167.0	18:27.752
11	1:44.577	21.617	34.752	48.208	169.0	20:12.329
12	1:44.458	21.552	34.696	48.210	169.2	21:56.787
13	1:46.917	23.079	35.422	48.416	165.3	23:43.704
14	1:49.715	21.377	34.693	53.645	161.1	25:33.419
15	2:33.188	36.583	51.818	1:04.787	115.4	28:06.607
16	2:30.201	32.854	40.285	1:17.062	117.7	30:36.808
17	1:46.993	21.893	35.451	49.649	165.2	32:23.801

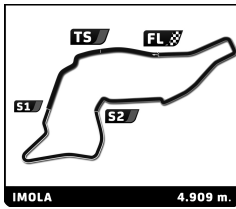


Porsche Sixt Carrera Cup Deutschland
6 Hours of Imola
Race 1

Sector Analysis

— Invalidated Lap ■ Personal Best ■ Session Best B Crossing the pit lane

Lap	Time	Sector 1	Sector 2	Sector 3	Kph	Elapsed	Lap	Time	Sector 1	Sector 2	Sector 3	Kph	Elapsed
27 Matheus FERREIRA BRA							15 2:31.108 35.551 49.414 1:06.143 117.0 28:13.801						
Target Porsche 911 GT3 Cup							16 2:26.546 31.725 39.907 1:14.914 120.6 30:40.347						
1 1:50.648 24.207 37.022 49.419 152.6 1:50.648							17 1:46.382 22.072 35.199 49.111 166.1 32:26.729						
2 1:46.740 21.841 35.640 49.259 165.6 3:37.388							33 Michael SCHREY GER						
3 2:01.879 21.730 38.174 1:01.975 145.0 5:39.267							Bonk Motorsport Porsche 911 GT3 Cup						
4 2:19.680 27.580 44.492 1:07.608 126.5 7:58.947							1 2:04.638 25.963 37.646 1:01.029 135.5 2:04.638						
5 1:46.571 22.010 35.198 49.363 165.8 9:45.518							2 1:47.193 22.047 35.283 49.863 164.9 3:51.831						
6 1:46.273 22.113 35.484 48.676 166.3 11:31.791							3 1:59.672 22.213 39.268 58.191 147.7 5:51.503						
7 1:45.884 22.013 35.286 48.585 166.9 13:17.675							4 2:13.933 24.904 42.975 1:06.054 131.9 8:05.436						
8 1:45.124 21.447 35.009 48.668 168.1 15:02.799							5 1:48.456 22.898 35.591 49.967 162.9 9:53.892						
9 1:44.954 21.647 34.815 48.492 168.4 16:47.753							6 1:47.144 22.128 35.481 49.535 164.9 11:41.036						
10 1:45.029 21.636 34.834 48.559 168.3 18:32.782							7 1:47.415 22.133 35.635 49.647 164.5 13:28.451						
11 1:44.894 21.687 34.646 48.561 168.5 20:17.676							8 1:47.298 22.198 35.437 49.663 164.7 15:15.749						
12 1:45.354 21.887 34.832 48.635 167.7 22:03.030							9 1:46.424 22.053 35.086 49.285 166.1 17:02.173						
13 1:45.329 21.936 34.905 48.488 167.8 23:48.359							10 1:47.504 22.066 36.136 49.302 164.4 18:49.677						
14 1:51.718 21.603 35.330 54.785 158.2 25:40.077							11 1:46.658 22.010 35.403 49.245 165.7 20:36.335						
15 2:32.570 36.819 49.902 1:05.849 115.8 28:12.647							12 1:49.240 24.849 35.282 49.109 161.8 22:25.575						
16 2:27.102 31.699 40.147 1:15.256 120.1 30:39.749							13 1:46.711 22.311 35.337 49.063 165.6 24:12.286						
17 1:46.474 21.914 35.164 49.396 166.0 32:26.223							14 1:50.597 22.924 36.314 51.359 159.8 26:02.883						
31 Samer SHAHIN AUS							15 2:17.905 23.617 47.481 1:06.807 128.1 28:20.788						
GP Elite Porsche 911 GT3 Cup							16 2:23.004 30.268 40.778 1:11.958 123.6 30:43.792						
1 1:54.324 25.891 37.428 51.005 147.7 1:54.324							17 1:48.534 22.662 36.459 49.413 162.8 32:32.326						
2 1:49.698 22.768 36.738 50.192 161.1 3:44.022							34 Theo OEVERHAUS GER						
3 2:01.844 22.102 40.890 58.852 145.0 5:45.866							Bonk Motorsport Porsche 911 GT3 Cup						
4 2:16.408 26.110 43.489 1:06.809 129.6 8:02.274							1 1:44.210 20.886 34.836 48.488 162.1 1:44.210						
5 1:47.208 22.269 35.341 49.598 164.8 9:49.482							2 1:45.003 21.753 34.712 48.538 168.3 3:29.213						
6 1:46.872 22.052 35.299 49.521 165.4 11:36.354							3 1:56.070 21.530 36.641 57.899 152.3 5:25.283						
7 1:48.130 22.218 36.119 49.793 163.4 13:24.484							4 2:29.137 31.517 45.311 1:12.309 118.5 7:54.420						
8 1:47.204 22.385 35.251 49.568 164.8 15:11.688							5 1:44.624 21.682 34.570 48.372 168.9 9:39.044						
9 1:46.812 22.055 35.146 49.611 165.5 16:58.500							6 1:44.325 21.503 34.374 48.448 169.4 11:23.369						
10 1:47.215 22.414 35.285 49.516 164.8 18:45.715							7 1:44.218 21.597 34.373 48.248 169.6 13:07.587						
11 1:48.323 22.095 35.813 50.415 163.1 20:34.038							8 1:43.884 21.375 34.355 48.154 170.1 14:51.471						
12 1:47.213 22.133 35.390 49.690 164.8 22:21.251							9 1:44.178 21.699 34.358 48.121 169.6 16:35.649						
13 1:46.886 22.084 35.219 49.583 165.3 24:08.137							10 1:44.075 21.656 34.499 47.920 169.8 18:19.724						
14 1:48.893 22.221 36.050 50.622 162.3 25:57.030							11 1:44.334 21.728 34.616 47.990 169.4 20:04.058						
15 2:21.810 26.407 49.005 1:06.398 124.6 28:18.840							12 1:44.086 21.432 34.516 48.138 169.8 21:48.144						
16 2:24.323 30.501 41.471 1:12.351 122.5 30:43.163							13 1:44.626 21.631 34.724 48.271 168.9 23:32.770						
17 1:51.004 23.166 36.797 51.041 159.2 32:34.167							14 1:53.881 21.562 34.455 57.864 155.2 25:26.651						
32 Sebastian FREYMUTH GER							15 2:35.732 38.934 51.350 1:05.448 113.5 28:02.383						
Target Competition Porsche 911 GT3 Cup							16 2:32.154 31.971 40.892 1:19.291 116.1 30:34.537						
1 1:52.322 24.516 37.041 50.765 150.3 1:52.322							17 1:45.421 21.980 34.983 48.458 167.6 32:19.958						
2 1:46.195 21.768 35.044 49.383 166.4 3:38.517							36 Raphael RENNHOFFER AUT						
3 2:03.743 21.965 43.858 57.920 142.8 5:42.260							Wimmer Werk Motorsport Porsche 911 GT3 Cup						
4 2:17.809 26.019 44.872 1:06.918 128.2 8:00.069							1 1:54.549 26.234 37.442 50.873 147.4 1:54.549						
5 1:46.372 21.887 35.316 49.169 166.1 9:46.441							2 1:48.115 22.541 35.883 49.691 163.5 3:42.664						
6 1:46.078 21.685 35.475 48.918 166.6 11:32.519							3 2:01.095 21.969 41.000 58.126 145.9 5:43.759						
7 1:46.800 22.545 35.782 48.473 165.5 13:19.319							4 2:17.216 26.209 44.540 1:06.467 128.8 8:00.975						
8 1:44.980 21.821 34.677 48.482 168.3 15:04.299							5 1:46.378 22.072 35.168 49.138 166.1 9:47.353						
9 1:45.014 21.543 34.831 48.640 168.3 16:49.313							6 1:46.580 22.098 35.223 49.259 165.8 11:33.933						
10 1:44.837 21.573 34.728 48.536 168.6 18:34.150							7 1:47.167 22.740 34.981 49.446 164.9 13:21.100						
11 1:46.409 22.189 35.086 49.134 166.1 20:20.559							8 1:45.657 22.427 34.787 48.443 167.3 15:06.757						
12 1:45.071 21.843 34.871 48.357 168.2 22:05.630							9 1:44.693 21.815 34.515 48.363 168.8 16:51.450						
13 1:45.778 21.995 35.182 48.601 167.1 23:51.408							10 1:45.322 21.973 34.755 48.594 167.8 18:36.772						
14 1:51.285 21.697 36.308 53.280 158.8 25:42.693							11 1:44.992 21.846 34.692 48.454 168.3 20:21.764						



Porsche Sixt Carrera Cup Deutschland
6 Hours of Imola
Race 1

Sector Analysis

— Invalidated Lap ■ Personal Best ■ Session Best B Crossing the pit lane

Lap	Time	Sector 1	Sector 2	Sector 3	Kph	Elapsed	Lap	Time	Sector 1	Sector 2	Sector 3	Kph	Elapsed
12	1:45.585	21.971	34.680	48.934	167.4	22:07.349	5	1:44.461	21.634	34.472	48.355	169.2	9:38.427
13	1:45.975	22.074	34.937	48.964	166.8	23:53.324	6	1:44.003	21.440	34.308	48.255	169.9	11:22.430
14	1:50.618	21.818	36.256	52.544	159.8	25:43.942	7	1:44.054	21.481	34.421	48.152	169.8	13:06.484
15	2:30.748	35.516	49.402	1:05.830	117.2	28:14.690	8	1:43.956	21.392	34.441	48.123	170.0	14:50.440
16	2:26.574	32.004	40.311	1:14.259	120.6	30:41.264	9	1:44.256	21.598	34.380	48.278	169.5	16:34.696
17	1:46.461	22.300	35.119	49.042	166.0	32:27.725	10	1:43.778	21.545	34.259	47.974	170.3	18:18.474

40 Janne STIAK GER
Porsche 911 GT3 Cup

Lap	Time	Sector 1	Sector 2	Sector 3	Kph	Elapsed
1	1:48.651	23.106	36.141	49.404	155.4	1:48.651
2	1:46.312	21.830	35.594	48.888	166.2	3:34.963
3	1:59.339	21.593	37.767	59.979	148.1	5:34.302
4	2:23.205	28.162	45.791	1:09.252	123.4	7:57.507
5	1:46.639	21.749	35.164	49.726	165.7	9:44.146
6	1:45.556	22.331	34.644	48.581	167.4	11:29.702
7	1:44.909	21.811	34.637	48.461	168.5	13:14.611
8	1:45.882	22.021	35.022	48.839	166.9	15:00.493
9	1:44.905	21.584	34.574	48.747	168.5	16:45.398
10	1:44.394	21.623	34.451	48.320	169.3	18:29.792
11	1:44.744	21.568	34.587	48.589	168.7	20:14.536
12	1:45.107	21.917	34.682	48.508	168.1	21:59.643
13	1:45.010	21.822	34.770	48.418	168.3	23:44.653
14	1:49.694	21.532	34.944	53.218	161.1	25:34.347
15	2:33.300	36.760	51.742	1:04.798	115.3	28:07.647
16	2:30.290	32.711	40.351	1:17.228	117.6	30:37.937
17	1:46.478	21.899	34.942	49.637	166.0	32:24.415

42 Kiano BLUM AUT
ID Racing Porsche 911 GT3 Cup

Lap	Time	Sector 1	Sector 2	Sector 3	Kph	Elapsed
1	1:52.771	24.537	37.368	50.866	149.8	1:52.771

44 Emely DE HEUS NLD
ID Racing Porsche 911 GT3 Cup

Lap	Time	Sector 1	Sector 2	Sector 3	Kph	Elapsed
1	1:56.975	26.805	37.573	52.597	144.4	1:56.975
2	1:50.402	22.950	36.207	51.245	160.1	3:47.377
3	2:02.954	22.424	41.915	58.615	143.7	5:50.331
4	2:15.011	25.418	42.576	1:07.017	130.9	8:05.342
5	1:47.595	22.744	35.444	49.407	164.2	9:52.937
6	1:47.072	21.781	35.415	49.876	165.1	11:40.009
7	1:47.840	22.181	35.446	50.213	163.9	13:27.849
8	1:47.601	22.165	35.317	50.119	164.2	15:15.450
9	1:45.986	21.843	35.086	49.057	166.7	17:01.436
10	1:47.063	22.617	35.440	49.006	165.1	18:48.499
11	1:46.384	22.148	35.021	49.215	166.1	20:34.883
12	1:46.652	22.061	35.244	49.347	165.7	22:21.535
13	1:46.902	22.289	35.252	49.361	165.3	24:08.437
14	1:49.023	22.532	36.094	50.397	162.1	25:57.460
15	2:21.890	26.527	49.018	1:06.345	124.6	28:19.350
16	2:24.080	30.541	41.247	1:12.292	122.7	30:43.430
17	1:47.976	22.940	35.694	49.342	163.7	32:31.406

46 Robert DE HAAN NLD
Proton Huber Competition Porsche 911 GT3 Cup

Lap	Time	Sector 1	Sector 2	Sector 3	Kph	Elapsed
1	1:43.456	20.150	34.921	48.385	163.2	1:43.456
2	1:44.423	21.566	34.463	48.394	169.2	3:27.879
3	1:56.468	21.603	36.924	57.941	151.7	5:24.347
4	2:29.619	31.406	45.624	1:12.589	118.1	7:53.966

54 Michael ESSMANN GER
Team75 Bernhard Porsche 911 GT3 Cup

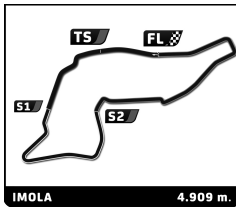
Lap	Time	Sector 1	Sector 2	Sector 3	Kph	Elapsed
1	1:53.679	24.966	37.382	51.331	148.6	1:53.679
2	1:50.617	22.963	37.358	50.296	159.8	3:44.296
3	2:01.817	21.989	41.069	58.759	145.1	5:46.113
4	2:16.418	26.210	43.503	1:06.705	129.5	8:02.531
5	1:47.159	22.182	35.416	49.561	164.9	9:49.690
6	1:46.850	21.993	35.398	49.459	165.4	11:36.540
7	1:47.239	22.207	35.667	49.365	164.8	13:23.779
8	1:46.439	21.944	35.381	49.114	166.0	15:10.218
9	1:46.051	22.032	35.052	48.967	166.6	16:56.269
10	1:45.945	21.955	35.032	48.958	166.8	18:42.214
11	1:46.183	22.147	35.073	48.963	166.4	20:28.397
12	1:45.709	21.827	34.991	48.891	167.2	22:14.106
13	1:46.863	22.520	35.347	48.996	165.4	24:00.969
14	1:49.359	22.494	35.860	51.005	161.6	25:50.328
15	2:25.007	29.632	49.526	1:05.849	121.9	28:15.335
16	2:26.349	31.758	40.442	1:14.149	120.8	30:41.684
17	1:47.348	22.531	35.404	49.413	164.6	32:29.032

55 Colin BÖNIGHAUSEN GER
Team Proton Huber Competition Porsche 911 GT3 Cup

Lap	Time	Sector 1	Sector 2	Sector 3	Kph	Elapsed
1	1:48.182	22.869	36.075	49.238	156.1	1:48.182
2	1:46.331	22.019	35.617	48.695	166.2	3:34.513
3	1:58.011	21.878	36.998	59.135	149.8	5:32.524
4	2:24.294	28.960	45.873	1:09.461	122.5	7:56.818
5	1:46.472	21.739	35.378	49.355	166.0	9:43.290
6	1:45.775	22.457	34.763	48.555	167.1	11:29.065
7	1:44.614	21.749	34.670	48.195	168.9	13:13.679
8	1:44.901	21.907	34.787	48.207	168.5	14:58.580
9	1:45.572	21.680	35.026	48.866	167.4	16:44.152
10	1:44.796	21.970	34.491	48.335	168.6	18:28.948
11	1:44.946	21.635	34.750	48.561	168.4	20:13.894
12	1:45.958	22.754	34.827	48.377	166.8	21:59.852
13	1:45.114	21.892	34.838	48.384	168.1	23:44.966
14	1:50.165	21.595	35.223	53.347	160.4	25:35.131
15	2:32.907	36.613	51.637	1:04.657	115.6	28:08.038
16	2:30.015	33.018	40.348	1:16.649	117.8	30:38.053
17	1:47.485	21.917	35.160	50.408	164.4	32:25.538

69 Ahmed ALKHOORI UAE
a-works by Porsche Paderborn Porsche 911 GT3 Cup

Lap	Time	Sector 1	Sector 2	Sector 3	Kph	Elapsed
1	1:56.719	27.341	37.821	51.557	144.7	1:56.719



Porsche Sixt Carrera Cup Deutschland
6 Hours of Imola
Race 1

Sector Analysis

— Invalidated Lap ■ Personal Best ■ Session Best B Crossing the pit lane

Lap	Time	Sector 1	Sector 2	Sector 3	Kph	Elapsed	Lap	Time	Sector 1	Sector 2	Sector 3	Kph	Elapsed
2	1:49.836	22.986	36.089	50.761	160.9	3:46.555	1	1:53.789	25.301	37.481	51.007	148.4	1:53.789
3	2:02.626	22.465	41.788	58.373	144.1	5:49.181	2	1:47.908	22.949	35.482	49.477	163.8	3:41.697
4	2:15.220	25.194	42.978	1:07.048	130.7	8:04.401	3	2:01.263	21.930	41.192	58.141	145.7	5:42.960
5	1:49.136	22.431	35.674	51.031	161.9	9:53.537	4	2:17.563	26.240	44.702	1:06.621	128.5	8:00.523
6	1:49.262	22.486	35.998	50.778	161.7	11:42.799	5	1:46.452	22.106	35.118	49.228	166.0	9:46.975
7	1:47.792	22.579	35.597	49.616	163.9	13:30.591	6	1:46.720	22.097	35.311	49.312	165.6	11:33.695
8	1:48.365	22.334	36.116	49.915	163.1	15:18.956	7	1:47.291	21.919	35.794	49.578	164.7	13:20.986
9	1:48.637	22.699	36.254	49.684	162.7	17:07.593	8	1:46.951	22.939	35.131	48.881	165.2	15:07.937
10	1:48.091	22.394	35.531	50.166	163.5	18:55.684	9	1:45.696	21.828	34.918	48.950	167.2	16:53.633
11	1:48.379	22.483	35.587	50.309	163.1	20:44.063	10	1:45.872	21.969	34.933	48.970	166.9	18:39.505
12	1:50.446	23.779	35.915	50.752	160.0	22:34.509	11	1:46.481	22.368	35.121	48.992	166.0	20:25.986
13	1:49.832	22.891	36.338	50.603	160.9	24:24.341	12	1:45.713	21.875	34.954	48.884	167.2	22:11.699
14	1:52.626	23.818	36.880	51.928	156.9	26:16.967	13	1:46.294	21.964	35.059	49.271	166.3	23:57.993
15	2:04.611	25.009	36.362	1:03.240	141.8	28:21.578							
16	2:22.821	29.978	41.289	1:11.554	123.7	30:44.399							
17	1:49.228	22.724	36.192	50.312	161.8	32:33.627							

76 Wilmer WALLENSTAM SWE
Proton Huber Competition Porsche 911 GT3 Cup

1	1:55.992	26.965	37.719	51.308	145.6	1:55.992
2	1:50.177	23.159	35.474	51.544	160.4	3:46.169
3	2:02.354	22.301	42.062	57.991	144.4	5:48.523
4	2:15.468	24.906	43.446	1:07.116	130.5	8:03.991
5	1:47.501	22.325	35.602	49.574	164.4	9:51.492
6	1:47.440	22.374	35.647	49.419	164.5	11:38.932
7	1:48.526	22.504	35.572	50.450	162.8	13:27.458
8	1:46.930	22.048	35.545	49.337	165.3	15:14.388
9	1:46.300	21.992	35.246	49.062	166.3	17:00.688
10	1:48.355	23.385	35.854	49.116	163.1	18:49.043
11	1:46.334	22.128	35.048	49.158	166.2	20:35.377

84 Ahmad ALSHEHAB KUW
a-works by Porsche Paderborn Porsche 911 GT3 Cup

1	1:54.780	26.293	37.853	50.634	147.1	1:54.780
2	1:50.269	23.046	36.362	50.861	160.3	3:45.049
3	2:01.839	22.242	41.304	58.293	145.0	5:46.888
4	2:15.959	26.081	43.506	1:06.372	130.0	8:02.847
5	1:47.399	22.264	35.588	49.547	164.5	9:50.246
6	1:46.881	21.889	35.346	49.646	165.3	11:37.127
7	1:47.615	22.360	35.597	49.658	164.2	13:24.742
8	1:47.291	22.341	35.584	49.366	164.7	15:12.033
9	1:46.808	22.116	35.203	49.489	165.5	16:58.841
10	1:47.852	23.370	35.397	49.085	163.9	18:46.693
11	1:46.775	22.023	35.278	49.474	165.5	20:33.468
12	1:47.108	21.979	35.153	49.976	165.0	22:20.576
13	1:46.417	22.196	35.116	49.105	166.1	24:06.993
14	1:48.238	22.193	35.425	50.620	163.3	25:55.231
15	2:22.661	27.015	49.448	1:06.198	123.9	28:17.892
16	2:24.546	30.648	41.760	1:12.138	122.3	30:42.438
17	1:48.260	22.852	35.571	49.837	163.2	32:30.698

88 Daniel ROS SWE
Proton Huber Competition Porsche 911 GT3 Cup

1	1:53.044	24.996	37.093	50.955	149.4	1:53.044
---	----------	--------	--------	---------------	-------	----------

91 Gian TÜCCAROGLU GER
a-works by Porsche Paderborn Porsche 911 GT3 Cup

95 Joseph WARHURST GBR
Team Proton Huber Competition Porsche 911 GT3 Cup

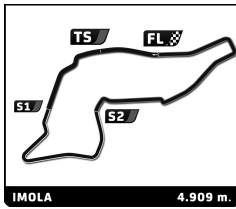
1	1:51.994	24.214	37.173	50.607	150.8	1:51.994
2	1:46.350	21.906	34.932	49.512	166.2	3:38.344
3	2:02.054	22.005	38.249	1:01.800	144.8	5:40.398
4	2:19.383	27.572	44.555	1:07.256	126.8	7:59.781
5	1:47.050	22.009	35.168	49.873	165.1	9:46.831
6	1:46.363	21.976	35.140	49.247	166.2	11:33.194
7	1:46.691	21.907	35.982	48.802	165.6	13:19.885
8	1:45.203	21.577	34.921	48.705	168.0	15:05.088
9	1:45.313	21.641	34.747	48.925	167.8	16:50.401
10	1:45.345	21.930	34.738	48.677	167.8	18:35.746
11	1:45.519	21.781	34.928	48.810	167.5	20:21.265
12	1:45.097	21.706	34.775	48.616	168.2	22:06.362
13	1:45.617	21.638	35.159	48.820	167.3	23:51.979
14	1:51.457	21.710	36.618	53.129	158.6	25:43.436
15	2:30.875	35.472	49.320	1:06.083	117.1	28:14.311
16	2:26.608	31.761	40.379	1:14.468	120.5	30:40.919
17	1:46.450	22.167	35.180	49.103	166.0	32:27.369

96 Mikel AZCONA ESP
Hadeca Racing Porsche 911 GT3 Cup

1	1:49.643	23.965	36.214	49.464	154.0	1:49.643
2	1:46.242	22.327	35.171	48.744	166.3	3:35.885
3	2:00.373	21.912	37.935	1:00.526	146.8	5:36.258
4	2:22.092	28.444	44.729	1:08.919	124.4	7:58.350
5	1:46.163	21.727	34.910	49.526	166.5	9:44.513
6	1:45.713	22.386	34.623	48.704	167.2	11:30.226
7	1:44.550	21.708	34.532	48.310	169.0	13:14.776
8	1:46.168	21.850	35.695	48.623	166.5	15:00.944
9	1:45.265	21.697	34.550	49.018	167.9	16:46.209
10	1:45.030	21.915	34.564	48.551	168.3	18:31.239
11	1:45.061	21.496	34.795	48.770	168.2	20:16.300
12	1:45.066	22.029	34.520	48.517	168.2	22:01.366
13	1:44.525	21.568	34.641	48.316	169.1	23:45.891
14	1:51.969	21.601	35.529	54.839	157.8	25:37.860
15	2:32.408	36.300	50.677	1:05.431	116.0	28:10.268
16	2:28.581	32.534	40.151	1:15.896	118.9	30:38.849
17	1:46.339	21.949	34.984	49.406	166.2	32:25.188

98 Jan SEYFFERT GER
Target Competition Porsche 911 GT3 Cup

1	1:50.312	24.056	36.929	49.327	153.1	1:50.312
---	----------	--------	--------	--------	-------	----------



Porsche Sixt Carrera Cup Deutschland
6 Hours of Imola
Race 1

Sector Analysis

— Invalidated Lap ■ Personal Best ■ Session Best B Crossing the pit lane

Lap	Time	Sector 1	Sector 2	Sector 3	Kph	Elapsed	Lap	Time	Sector 1	Sector 2	Sector 3	Kph	Elapsed
2	1:46.522	22.095	35.316	49.111	165.9	3:36.834							
3	2:01.992	21.758	38.242	1:01.992	144.9	5:38.826							
4	2:19.913	27.316	44.641	1:07.956	126.3	7:58.739							
5	1:46.564	21.933	35.174	49.457	165.8	9:45.303							
6	1:46.203	22.131	35.187	48.885	166.4	11:31.506							
7	1:45.912	22.213	35.098	48.601	166.9	13:17.418							
8	1:44.950	21.541	34.772	48.637	168.4	15:02.368							
9	1:45.053	21.711	34.817	48.525	168.2	16:47.421							
10	1:45.049	21.723	34.684	48.642	168.2	18:32.470							
11	1:44.787	21.455	34.713	48.619	168.7	20:17.257							
12	1:45.396	21.680	35.073	48.643	167.7	22:02.653							
13	1:45.291	21.954	34.846	48.491	167.8	23:47.944							
14	1:51.712	21.473	35.302	54.937	158.2	25:39.656							
15	2:32.653	36.319	50.326	1:06.008	115.8	28:12.309							
16	2:27.158	31.777	39.981	1:15.400	120.1	30:39.467							
17	1:46.467	21.931	35.152	49.384	166.0	32:25.934							