

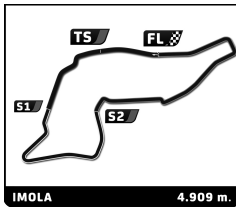
Porsche Sixt Carrera Cup Deutschland 6 Hours of Imola Race 2

Sector Analysis

— Invalidated Lap ■ Personal Best ■ Session Best B Crossing the pit lane

Table with columns for Lap, Time, Sector 1-3, Kph, and Elapsed. It lists performance data for drivers Marvin Klein, Jonas Greif, Sören Spreng, Alessandro Ghiretti, Flynt Schuring, and Alexander Tauscher across 17 laps.





Porsche Sixt Carrera Cup Deutschland
6 Hours of Imola
Race 2

Sector Analysis

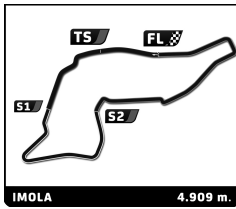
— Invalidated Lap ■ Personal Best ■ Session Best B Crossing the pit lane

Lap	Time	Sector 1	Sector 2	Sector 3	Kph	Elapsed	Lap	Time	Sector 1	Sector 2	Sector 3	Kph	Elapsed
12	2:50.356	31.725	55.055	1:23.576	103.7	23:10.936	17	1:47.456	22.566	35.073	49.817	164.5	32:05.259
13	1:46.000	22.313	35.328	48.359	166.7	24:56.936							
14	1:44.433	21.545	34.428	48.460	169.2	26:41.369							
15	1:44.339	21.627	34.386	48.326	169.4	28:25.708							
16	1:44.357	21.539	34.308	48.510	169.3	30:10.065							
17	1:44.405	21.528	34.430	48.447	169.3	31:54.470							

14 Senna VAN SOELEN							24 Kas HAVERKORT						
Team75 Bernhard							Team GP Elite						
Lap	Time	Sector 1	Sector 2	Sector 3	Kph	Elapsed	Lap	Time	Sector 1	Sector 2	Sector 3	Kph	Elapsed
1	1:50.769	25.735	35.602	49.432	152.5	1:50.769	1	1:49.883	25.222	35.422	49.239	153.7	1:49.883
2	1:45.912	21.952	35.130	48.830	166.9	3:36.681	2	1:45.210	21.764	34.744	48.702	168.0	3:35.093
3	1:44.761	21.924	34.585	48.252	168.7	5:21.442	3	1:44.417	21.548	34.617	48.252	169.2	5:19.510
4	1:44.417	21.810	34.393	48.214	169.2	7:05.859	4	1:44.147	21.488	34.427	48.232	169.7	7:03.657
5	1:44.188	21.740	34.316	48.132	169.6	8:50.047	5	1:44.265	21.515	34.397	48.353	169.5	8:47.922
6	1:44.250	21.599	34.300	48.351	169.5	10:34.297	6	1:44.057	21.481	34.359	48.217	169.8	10:31.979
7	1:44.120	21.453	34.487	48.180	169.7	12:18.417	7	1:44.057	21.638	34.436	47.983	169.8	12:16.036
8	1:44.219	21.612	34.394	48.213	169.6	14:02.636	8	1:43.850	21.448	34.396	48.006	170.2	13:59.886
9	1:44.224	21.623	34.286	48.315	169.6	15:46.860	9	1:44.363	21.634	34.576	48.153	169.3	15:44.249
10	1:46.347	21.552	34.335	50.460	166.2	17:33.207	10	1:47.336	21.452	34.429	51.455	164.6	17:31.585
11	2:46.377	35.254	1:01.638	1:09.485	106.2	20:19.584	11	2:46.824	36.231	1:01.726	1:08.867	105.9	20:18.409
12	2:51.226	31.617	55.490	1:24.119	103.2	23:10.810	12	2:51.917	31.960	55.446	1:24.511	102.8	23:10.326
13	1:48.087	22.288	35.649	50.150	163.5	24:58.897	13	1:45.601	22.032	35.125	48.444	167.4	24:55.927
14	1:45.460	22.094	34.724	48.642	167.6	26:44.357	14	1:44.365	21.547	34.617	48.201	169.3	26:40.292
15	1:45.644	22.002	35.143	48.499	167.3	28:30.001	15	1:44.792	21.889	34.735	48.168	168.6	28:25.084
16	1:45.016	21.710	34.867	48.439	168.3	30:15.017	16	1:44.418	21.560	34.715	48.143	169.2	30:09.502
17	1:44.609	21.639	34.623	48.347	168.9	31:59.626	17	1:44.475	21.540	34.759	48.176	169.2	31:53.977

15 Daniel GREGOR							25 Ariel LEVI						
Team75 Bernhard							Team GP Elite						
Lap	Time	Sector 1	Sector 2	Sector 3	Kph	Elapsed	Lap	Time	Sector 1	Sector 2	Sector 3	Kph	Elapsed
1	1:56.558	28.297	37.081	51.180	144.9	1:56.558	1	1:51.810	26.071	36.775	48.964	151.0	1:51.810
2	1:46.579	22.677	35.172	48.730	165.8	3:43.137	2	1:46.240	21.843	35.214	49.183	166.3	3:38.050
3	1:45.483	21.808	34.953	48.722	167.5	5:28.620	3	1:46.702	22.583	35.522	48.597	165.6	5:24.752
4	1:45.640	21.779	35.120	48.741	167.3	7:14.260	4	1:44.954	21.817	34.390	48.747	168.4	7:09.706
5	1:45.266	21.847	35.007	48.412	167.9	8:59.526	5	1:44.799	21.992	34.696	48.111	168.6	8:54.505
6	1:44.953	21.673	34.745	48.535	168.4	10:44.479	6	1:43.971	21.425	34.257	48.289	170.0	10:38.476
7	1:46.354	22.635	35.238	48.481	166.2	12:30.833	7	1:44.495	21.507	34.523	48.465	169.1	12:22.971
8	1:47.669	21.934	36.280	49.455	164.1	14:18.502	8	1:44.833	21.623	34.533	48.677	168.6	14:07.804
9	1:44.734	21.933	34.436	48.365	168.7	16:03.236	9	1:44.309	21.489	34.588	48.232	169.4	15:52.113

21 Sacha NORDEN							26 Huub VAN EIJDHOVEN						
Proton Huber Competition							Team GP Elite						
Lap	Time	Sector 1	Sector 2	Sector 3	Kph	Elapsed	Lap	Time	Sector 1	Sector 2	Sector 3	Kph	Elapsed
1	1:56.284	27.082	36.644	52.558	145.2	1:56.284	1	1:49.094	24.542	35.778	48.774	154.8	1:49.094
2	1:46.506	22.538	34.858	49.110	165.9	3:42.790	2	1:44.940	21.777	34.740	48.423	168.4	3:34.034
3	1:45.444	21.793	34.827	48.824	167.6	5:28.234	3	1:44.234	21.646	34.441	48.147	169.5	5:18.268
4	1:45.633	21.997	34.875	48.761	167.3	7:13.867	4	1:44.226	21.578	34.487	48.161	169.6	7:02.494
5	1:45.247	22.091	34.751	48.405	167.9	8:59.114	5	1:43.906	21.575	34.347	47.984	170.1	8:46.400
6	1:45.094	21.501	34.829	48.764	168.2	10:44.208	6	1:43.952	21.533	34.374	48.045	170.0	10:30.352
7	1:46.298	22.671	35.077	48.550	166.3	12:30.506	7	1:44.025	21.425	34.448	48.152	169.9	12:14.377
8	1:47.157	21.961	35.675	49.521	164.9	14:17.663	8	1:44.325	21.753	34.446	48.126	169.4	13:58.702
9	1:44.401	21.588	34.558	48.255	169.3	16:02.064	9	1:44.456	21.475	34.441	48.540	169.2	15:43.158
10	1:45.959	21.509	34.535	49.915	166.8	17:48.023	10	1:46.761	21.396	34.446	50.919	165.5	17:29.919
11	2:40.413	27.878	1:00.294	1:12.241	110.2	20:28.436	11	2:47.279	36.131	1:02.195	1:08.953	105.6	20:17.198
12	2:45.713	30.180	54.597	1:20.936	106.6	23:14.149	12	2:52.612	31.661	55.584	1:25.367	102.4	23:09.810
13	1:47.178	21.943	34.916	50.319	164.9	25:01.327	13	1:45.231	21.857	35.071	48.303	167.9	24:55.041
14	1:45.352	21.717	35.182	48.453	167.7	26:46.679							
15	1:46.015	21.838	35.652	48.525	166.7	28:32.694							
16	1:45.109	21.995	34.819	48.295	168.1	30:17.803							



Porsche Sixt Carrera Cup Deutschland
6 Hours of Imola
Race 2

Sector Analysis

— Invalidated Lap ■ Personal Best ■ Session Best B Crossing the pit lane

Lap	Time	Sector 1	Sector 2	Sector 3	Kph	Elapsed	Lap	Time	Sector 1	Sector 2	Sector 3	Kph	Elapsed
14	1:44.428	21.646	34.638	48.144	169.2	26:39.469	11	2:41.480	28.877	1:00.325	1:12.278	109.4	20:27.047
15	1:44.377	21.582	34.577	48.218	169.3	28:23.846	12	2:46.424	30.430	54.272	1:21.722	106.2	23:13.471
16	1:44.344	21.610	34.693	48.041	169.4	30:08.190	13	1:48.270	21.822	35.268	51.180	163.2	25:01.741
17	1:44.374	21.631	34.550	48.193	169.3	31:52.564	14	1:45.376	22.080	34.706	48.590	167.7	26:47.117

27 Matheus FERREIRA BRA						
Target						Porsche 911 GT3 Cup
1	1:51.138	25.902	35.966	49.270	152.0	1:51.138
2	1:46.091	22.170	35.109	48.812	166.6	3:37.229
3	1:45.403	21.840	34.972	48.591	167.7	5:22.632
4	1:44.566	21.610	34.629	48.327	169.0	7:07.198
5	1:44.400	21.537	34.580	48.283	169.3	8:51.598
6	1:44.283	21.546	34.476	48.261	169.5	10:35.881
7	1:44.343	21.450	34.670	48.223	169.4	12:20.224
8	1:44.032	21.455	34.296	48.281	169.9	14:04.256
9	1:44.237	21.449	34.498	48.290	169.5	15:48.493
10	1:46.173	21.775	34.479	49.919	166.4	17:34.666
11	2:46.499	35.817	1:01.141	1:09.541	106.1	20:21.165
12	2:50.005	31.656	55.406	1:22.943	104.0	23:11.170
13	1:48.626	22.222	35.688	50.716	162.7	24:59.796
14	1:46.135	22.290	35.033	48.812	166.5	26:45.931
15	1:46.876	22.311	36.154	48.411	165.4	28:32.807
16	1:45.264	22.005	34.936	48.323	167.9	30:18.071
17	1:45.955	22.144	35.005	48.806	166.8	32:04.026

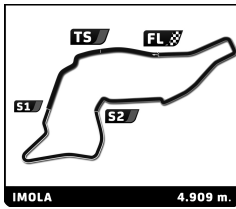
31 Samer SHAHIN AUS						
GP Elite						Porsche 911 GT3 Cup
1	2:00.336	29.785	37.518	53.033	140.3	2:00.336
2	1:48.719	22.472	35.735	50.512	162.6	3:49.055
3	1:47.589	22.436	35.246	49.907	164.3	5:36.644
4	1:46.761	22.181	35.079	49.501	165.5	7:23.405
5	1:46.268	22.180	35.058	49.030	166.3	9:09.673
6	1:46.894	22.188	35.199	49.507	165.3	10:56.567
7	1:46.433	22.104	34.900	49.429	166.0	12:43.000
8	1:46.358	22.080	35.126	49.152	166.2	14:29.358
9	1:46.355	21.948	35.096	49.311	166.2	16:15.713
10	1:49.603	22.269	35.885	51.449	161.2	18:05.316
11	2:34.173	24.153	56.792	1:13.228	114.6	20:39.489
12	2:40.783	30.799	52.706	1:17.278	109.9	23:20.272
13	1:51.398	22.613	36.667	52.118	158.6	25:11.670
14	1:47.155	22.372	35.149	49.634	164.9	26:58.825
15	1:47.680	22.125	36.038	49.517	164.1	28:46.505
16	1:46.005	22.013	34.980	49.012	166.7	30:32.510
17	1:46.214	21.909	35.144	49.161	166.4	32:18.724

32 Sebastian FREYMUTH GER						
Target Competition						Porsche 911 GT3 Cup
1	1:54.140	27.611	36.691	49.838	148.0	1:54.140
2	1:45.990	21.793	34.983	49.214	166.7	3:40.130
3	1:46.840	22.271	35.225	49.344	165.4	5:26.970
4	1:45.122	21.838	34.606	48.678	168.1	7:12.092
5	1:45.018	21.696	34.574	48.748	168.3	8:57.110
6	1:44.693	21.623	34.646	48.424	168.8	10:41.803
7	1:44.251	21.583	34.370	48.298	169.5	12:26.054
8	1:44.531	21.458	34.401	48.672	169.1	14:10.585
9	1:45.021	21.529	34.922	48.570	168.3	15:55.606
10	1:49.961	21.572	34.724	53.665	160.7	17:45.567

33 Michael SCHREY GER						
Bonk Motorsport						Porsche 911 GT3 Cup
1	1:56.076	28.700	36.918	50.458	145.5	1:56.076
2	1:47.902	23.034	35.673	49.195	163.8	3:43.978
3	1:46.021	21.862	35.155	49.004	166.7	5:29.999
4	1:46.080	22.388	34.837	48.855	166.6	7:16.079
5	1:46.012	22.284	34.836	48.892	166.7	9:02.091
6	1:46.040	21.985	34.850	49.205	166.7	10:48.131
7	1:45.780	21.952	34.971	48.857	167.1	12:33.911
8	1:46.288	21.949	35.131	49.208	166.3	14:20.199
9	1:46.681	22.335	35.228	49.118	165.7	16:06.880
10	1:51.561	22.062	35.327	54.172	158.4	17:58.441
11	2:35.148	23.462	59.566	1:12.120	113.9	20:33.589
12	2:43.044	29.667	54.992	1:18.385	108.4	23:16.633
13	1:47.204	22.675	35.402	49.127	164.8	25:03.837
14	1:47.275	22.448	35.573	49.254	164.7	26:51.112
15	1:47.271	22.162	35.860	49.249	164.7	28:38.383
16	1:46.083	21.967	35.001	49.115	166.6	30:24.466
17	1:46.820	22.169	35.261	49.390	165.4	32:11.286

34 Theo OEVERHAUS GER						
Bonk Motorsport						Porsche 911 GT3 Cup
1	1:51.461	26.191	35.904	49.366	151.5	1:51.461
2	1:46.733	21.979	35.204	49.550	165.6	3:38.194
3	1:46.984	22.530	35.607	48.847	165.2	5:25.178
4	1:44.684	21.634	34.428	48.622	168.8	7:09.862
5	1:44.999	21.983	34.714	48.302	168.3	8:54.861
6	1:44.171	21.474	34.533	48.164	169.6	10:39.032
7	1:44.205	21.385	34.596	48.224	169.6	12:23.237
8	1:45.949	21.596	34.510	49.843	166.8	14:09.186
9	1:45.662	21.774	34.941	48.947	167.3	15:54.848
10	1:48.561	21.765	34.647	52.149	162.8	17:43.409
11	2:41.781	29.610	1:00.601	1:11.570	109.2	20:25.190
12	2:47.365	30.511	54.424	1:22.430	105.6	23:12.555
13	1:46.654	22.027	35.084	49.543	165.7	24:59.209
14	1:46.294	22.193	34.922	49.179	166.3	26:45.503
15	1:46.754	22.463	35.757	48.534	165.5	28:32.257
16	1:44.713	21.659	34.785	48.269	168.8	30:16.970
17	1:44.824	21.655	34.606	48.563	168.6	32:01.794

36 Raphael RENNHOFFER AUT						
Wimmer Werk Motorsport						Porsche 911 GT3 Cup
1	1:58.671	30.216	37.290	51.165	142.3	1:58.671
2	1:47.193	22.232	35.358	49.603	164.9	3:45.864
3	1:46.412	22.236	35.035	49.141	166.1	5:32.276
4	1:45.525	21.883	34.900	48.742	167.5	7:17.801
5	1:45.363	22.139	34.809	48.415	167.7	9:03.164
6	1:45.864	21.816	35.153	48.895	166.9	10:49.028
7	1:46.153	21.892	34.909	49.352	166.5	12:35.181



Porsche Sixt Carrera Cup Deutschland
6 Hours of Imola
Race 2

Sector Analysis

— Invalidated Lap ■ Personal Best ■ Session Best B Crossing the pit lane

Lap	Time	Sector 1	Sector 2	Sector 3	Kph	Elapsed	Lap	Time	Sector 1	Sector 2	Sector 3	Kph	Elapsed
8	1:45.188	21.791	34.790	48.607	168.0	14:20.369	5	1:46.580	21.943	35.370	49.267	165.8	9:08.751
9	1:45.554	22.002	34.814	48.738	167.4	16:05.923	6	1:46.523	22.274	35.052	49.197	165.9	10:55.274
10	1:50.997	22.476	35.347	53.174	159.2	17:56.920	7	1:46.371	22.129	35.063	49.179	166.1	12:41.645
11	2:35.264	23.413	59.751	1:12.100	113.8	20:32.184	8	1:45.931	21.979	35.204	48.748	166.8	14:27.576
12	2:43.552	30.072	54.828	1:18.652	108.1	23:15.736	9	1:46.504	21.928	35.782	48.794	165.9	16:14.080
13	1:47.118	22.328	35.317	49.473	165.0	25:02.854	10	1:50.425	22.050	36.027	52.348	160.0	18:04.505
14	1:46.365	22.357	35.051	48.957	166.1	26:49.219	11	2:34.290	24.022	57.218	1:13.050	114.5	20:38.795
15	1:45.679	21.981	34.903	48.795	167.2	28:34.898	12	2:40.948	30.563	53.050	1:17.335	109.8	23:19.743
16	1:46.930	22.273	35.227	49.430	165.3	30:21.828	13	1:52.339	22.294	38.366	51.679	157.3	25:12.082
17	1:46.008	22.082	34.944	48.982	166.7	32:07.836	14	1:54.364	22.493	35.564	56.307	154.5	27:06.446

40 Janne STIAK GER
Target Porsche 911 GT3 Cup

1	1:52.157	26.408	36.689	49.060	150.6	1:52.157
2	1:46.119	21.780	35.344	48.995	166.5	3:38.276
3	1:47.669	22.448	36.105	49.116	164.1	5:25.945
4	1:45.749	21.770	35.109	48.870	167.1	7:11.694
5	1:45.114	21.535	34.630	48.949	168.1	8:56.808
6	1:44.441	21.589	34.433	48.419	169.2	10:41.249
7	1:43.924	21.462	34.329	48.133	170.1	12:25.173
8	1:44.338	21.392	34.358	48.588	169.4	14:09.511
9	1:45.483	21.703	34.875	48.905	167.5	15:54.994
10	1:48.858	21.820	34.692	52.346	162.3	17:43.852
11	2:42.005	29.584	1:00.713	1:11.708	109.1	20:25.857
12	2:47.129	30.419	54.659	1:22.051	105.7	23:12.986
13	1:46.443	21.836	35.130	49.477	166.0	24:59.429
14	1:46.274	22.340	34.826	49.108	166.3	26:45.703
15	1:47.709	22.378	36.552	48.779	164.1	28:33.412
16	1:45.119	21.845	34.758	48.516	168.1	30:18.531
17	1:46.596	22.072	35.111	49.413	165.8	32:05.127

42 Kiano BLUM AUT
ID Racing Porsche 911 GT3 Cup

1	1:53.621	27.165	36.598	49.858	148.6	1:53.621
2	1:46.304	21.885	35.180	49.239	166.2	3:39.925
3	1:47.435	22.617	35.354	49.464	164.5	5:27.360
4	1:45.274	21.795	34.731	48.748	167.9	7:12.634
5	1:45.149	21.811	34.546	48.792	168.1	8:57.783
6	1:45.958	21.705	34.684	49.569	166.8	10:43.741
7	1:45.696	22.293	34.806	48.597	167.2	12:29.437
8	1:49.163	22.800	37.087	49.276	161.9	14:18.600
9	1:45.341	22.015	34.827	48.499	167.8	16:03.941
10	1:48.714	21.787	34.656	52.271	162.6	17:52.655
11	2:36.674	24.472	59.838	1:12.364	112.8	20:29.329
12	2:45.114	30.057	54.300	1:20.757	107.0	23:14.443
13	1:47.288	22.100	35.003	50.185	164.7	25:01.731
14	1:46.103	22.306	35.084	48.713	166.6	26:47.834
15	1:46.366	22.029	35.253	49.084	166.1	28:34.200
16	1:46.205	21.788	35.709	48.708	166.4	30:20.405
17	1:47.201	21.927	35.748	49.526	164.9	32:07.606

44 Emely DE HEUS NLD
ID Racing Porsche 911 GT3 Cup

1	2:00.841	30.515	37.823	52.503	139.8	2:00.841
2	1:47.681	22.509	35.338	49.834	164.1	3:48.522
3	1:46.749	22.390	35.225	49.134	165.6	5:35.271
4	1:46.900	21.937	35.413	49.550	165.3	7:22.171

46 Robert DE HAAN NED
Proton Huber Competition Porsche 911 GT3 Cup

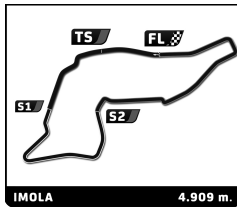
1	1:47.631	23.593	35.567	48.471	156.9	1:47.631
2	1:44.404	21.806	34.357	48.241	169.3	3:32.035
3	1:43.766	21.535	34.254	47.977	170.3	5:15.801
4	1:44.044	21.577	34.266	48.201	169.9	6:59.845
5	1:43.707	21.537	34.083	48.087	170.4	8:43.552
6	1:43.768	21.537	34.251	47.980	170.3	10:27.320
7	1:43.902	21.556	34.180	48.166	170.1	12:11.222
8	1:43.755	21.475	34.211	48.069	170.3	13:54.977
9	1:43.680	21.420	34.192	48.068	170.5	15:38.657
10	1:48.468	21.454	34.172	52.842	162.9	17:27.125
11	2:47.685	37.009	1:02.341	1:08.335	105.4	20:14.810
12	2:54.137	31.973	55.391	1:26.773	101.5	23:08.947
13	1:44.622	21.942	34.465	48.215	168.9	24:53.569
14	1:44.012	21.626	34.325	48.061	169.9	26:37.581
15	1:44.016	21.725	34.292	47.999	169.9	28:21.597
16	1:44.312	21.635	34.500	48.177	169.4	30:05.909
17	1:44.297	21.517	34.406	48.374	169.4	31:50.206

54 Michael ESSMANN GER
Team75 Bernhard Porsche 911 GT3 Cup

1	1:59.004	29.538	37.255	52.211	141.9	1:59.004
2	1:47.167	22.117	35.471	49.579	164.9	3:46.171
3	1:46.665	22.086	35.290	49.289	165.7	5:32.836
4	1:46.759	22.383	35.170	49.206	165.5	7:19.595
5	1:47.785	22.308	35.932	49.545	164.0	9:07.380
6	1:45.882	21.853	35.080	48.949	166.9	10:53.262
7	1:46.054	21.842	35.235	48.977	166.6	12:39.316
8	1:45.880	21.819	35.191	48.870	166.9	14:25.196
9	1:46.949	21.847	35.269	49.833	165.2	16:12.145
10	1:51.144	21.908	35.727	53.509	159.0	18:03.289
11	2:34.139	23.973	57.298	1:12.868	114.7	20:37.428
12	2:41.256	30.662	53.239	1:17.355	109.6	23:18.684
13	1:47.886	22.110	36.855	48.921	163.8	25:06.570
14	1:46.845	22.084	35.677	49.084	165.4	26:53.415
15	1:45.962	21.875	35.291	48.796	166.8	28:39.377
16	1:46.471	21.855	35.632	48.984	166.0	30:25.848
17	1:48.197	22.621	36.280	49.296	163.3	32:14.045

55 Colin BÖNIGHAUSEN GER
Team Proton Huber Competition Porsche 911 GT3 Cup

1	1:52.853	26.657	36.896	49.300	149.6	1:52.853
---	----------	--------	--------	--------	-------	----------



Porsche Sixt Carrera Cup Deutschland 6 Hours of Imola Race 2

Sector Analysis

— Invalidated Lap ■ Personal Best ■ Session Best B Crossing the pit lane

Lap	Time	Sector 1	Sector 2	Sector 3	Kph	Elapsed
2	1:46.309	21.863	35.654	48.792	166.2	3:39.162
3	1:47.041	21.978	35.809	49.254	165.1	5:26.203
4	1:45.034	21.620	34.838	48.576	168.3	7:11.237
5	1:45.159	21.496	34.979	48.684	168.1	8:56.396
6	1:47.542	21.492	34.355	51.695	164.3	10:43.938
7	1:45.576	22.537	34.620	48.419	167.4	12:29.514
8	1:45.716	22.522	34.845	48.349	167.2	14:15.230
9	1:44.272	21.626	34.407	48.239	169.5	15:59.502
10	1:46.663	21.518	34.329	50.816	165.7	17:46.165
11	2:41.615	28.863	1:00.274	1:12.478	109.3	30:27.780
12	2:45.945	30.172	54.638	1:21.135	106.5	23:13.725
13	1:49.878	21.724	35.271	52.883	160.8	25:03.603
14	1:46.101	22.023	35.622	48.456	166.6	26:49.704
15	1:45.265	22.051	34.650	48.564	167.9	28:34.969
16	1:45.692	21.856	35.159	48.677	167.2	30:20.661
17	1:50.541	22.044	35.341	53.156	159.9	32:11.202

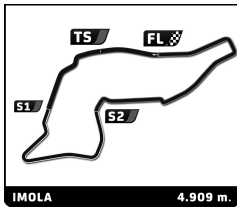
69 Ahmed ALKHOORI UAE	
a-woxkx by Porsche Paderborn Porsche 911 GT3 Cup	
1	2:00.744
2	1:55.906
3	1:47.694
4	1:48.832
5	1:47.869
6	1:48.018
7	2:06.419
8	1:48.836
9	1:49.815
10	1:51.407
11	1:54.852
12	2:40.395
13	1:49.523
14	1:47.877
15	1:49.483
16	1:49.394
17	1:48.787

76 Wilmer WALLENSTAM SWE	
Proton Huber Competition Porsche 911 GT3 Cup	
1	1:59.830
2	1:47.359
3	1:47.461
4	1:47.145
5	1:46.527
6	1:46.435
7	1:46.381
8	1:45.921
9	1:46.404
10	1:50.411
11	2:34.325
12	2:41.279
13	1:50.431
14	1:46.953
15	1:46.892
16	1:47.275
17	1:47.365

84 Ahmad ALSHEHAB KUW	
a-woxkx by Porsche Paderborn Porsche 911 GT3 Cup	
1	1:58.353
2	1:47.233
3	1:47.016
4	1:46.706
5	1:47.797
6	1:45.802
7	1:45.958
8	1:46.061
9	1:46.975
10	1:50.912
11	2:34.148
12	2:41.213
13	1:49.682
14	1:46.807
15	1:48.337
16	1:47.395
17	1:47.110

88 Daniel ROS SWE	
Proton Huber Competition Porsche 911 GT3 Cup	
1	1:59.265
2	1:47.221
3	1:46.524
4	1:46.872
5	1:46.522
6	1:45.126
7	1:44.972
8	1:46.745
9	1:45.329
10	1:51.117
11	2:34.827
12	2:42.573
13	1:47.807
14	1:46.594
15	1:45.866
16	1:45.340
17	1:46.034

91 Gian TÜCCAROGLU GER	
a-woxkx by Porsche Paderborn Porsche 911 GT3 Cup	
1	1:54.759
2	1:47.358
3	1:47.361
4	1:45.896
5	1:45.383
6	1:45.539
7	1:45.963
8	1:47.356
9	1:46.173
10	1:50.518
11	2:35.345
12	2:43.844
13	1:47.062
14	1:49.697



Porsche Sixt Carrera Cup Deutschland
6 Hours of Imola
Race 2

Sector Analysis

— Invalidated Lap ■ Personal Best ■ Session Best B Crossing the pit lane

Lap	Time	Sector 1	Sector 2	Sector 3	Kph	Elapsed	Lap	Time	Sector 1	Sector 2	Sector 3	Kph	Elapsed
15	1:46.488	21.763	35.344	49.381	166.0	28:38.742	12	2:44.065	29.880	54.550	1:19.635	107.7	23:15.158
16	1:46.543	21.965	35.520	49.058	165.9	30:25.285	13	1:47.005	22.093	35.344	49.568	165.2	25:02.163
17	1:47.878	22.627	36.011	49.240	163.8	32:13.163	14	1:47.558	22.322	35.427	49.809	164.3	26:49.721

95 Joseph WARHURST GBR
Team Proton Huber Competition Porsche 911 GT3 Cup

1	1:54.538	27.363	36.698	50.477	147.4	1:54.538
2	1:46.497	22.063	35.153	49.281	165.9	3:41.035
3	1:46.637	21.876	35.360	49.401	165.7	5:27.672
4	1:45.447	21.880	34.735	48.832	167.6	7:13.119
5	1:45.271	21.747	34.894	48.630	167.9	8:58.390
6	1:45.556	21.678	34.691	49.187	167.4	10:43.946
7	1:46.353	22.823	34.956	48.574	166.2	12:30.299
8	1:48.723	22.045	36.468	50.210	162.5	14:19.022
9	1:45.798	22.045	34.865	48.888	167.0	16:04.820
10	1:48.936	21.694	34.794	52.448	162.2	17:53.756
11	2:36.287	24.153	59.698	1:12.436	113.1	20:30.043
12	2:44.871	29.844	54.515	1:20.512	107.2	23:14.914
13	1:46.945	22.054	35.205	49.686	165.2	25:01.859
14	1:46.404	22.446	35.189	48.769	166.1	26:48.263
15	1:46.306	21.841	35.307	49.158	166.2	28:34.569
16	1:50.726	21.903	35.709	53.114	159.6	30:25.295
17	1:48.203	23.168	35.966	49.069	163.3	32:13.498

96 Mikel AZCONA ESP
Hadeca Racing Porsche 911 GT3 Cup

1	1:52.742	26.432	36.876	49.434	149.8	1:52.742
2	1:45.911	21.829	35.454	48.628	166.9	3:38.653
3	1:47.063	22.228	35.913	48.922	165.1	5:25.716
4	1:44.469	21.602	34.427	48.440	169.2	7:10.185
5	1:45.396	21.827	34.839	48.730	167.7	8:55.581
6	1:44.055	21.531	34.437	48.087	169.8	10:39.636
7	1:44.668	21.662	34.561	48.445	168.8	12:24.304
8	1:44.580	21.479	34.403	48.698	169.0	14:08.884
9	1:44.345	21.355	34.441	48.549	169.4	15:53.229
10	1:47.447	21.528	34.450	51.469	164.5	17:40.676
11	2:43.248	31.549	1:00.897	1:10.802	108.3	20:23.924
12	2:48.223	31.248	54.210	1:22.765	105.1	23:12.147
13	1:47.065	21.800	35.300	49.965	165.1	24:59.212
14	1:45.356	22.046	34.868	48.442	167.7	26:44.568
15	1:45.012	21.773	34.939	48.300	168.3	28:29.580
16	1:44.515	21.685	34.399	48.431	169.1	30:14.095
17	1:44.770	21.550	34.535	48.685	168.7	31:58.865

98 Jan SEYFFERT GER
Target Competition Porsche 911 GT3 Cup

1	1:55.065	28.274	36.628	50.163	146.8	1:55.065
2	1:46.456	22.149	35.293	49.014	166.0	3:41.521
3	1:46.307	21.728	35.293	49.286	166.2	5:27.828
4	1:45.583	21.943	34.964	48.676	167.4	7:13.411
5	1:45.388	21.704	34.973	48.711	167.7	8:58.799
6	1:46.582	21.511	34.768	50.303	165.8	10:45.381
7	1:46.422	21.988	35.524	48.910	166.1	12:31.803
8	1:47.310	21.735	36.336	49.239	164.7	14:19.113
9	1:46.356	22.157	35.248	48.951	166.2	16:05.469
10	1:50.083	21.745	35.110	53.228	160.5	17:55.552
11	2:35.541	23.551	59.445	1:12.545	113.6	20:31.093