

X-GT4 Supersport GT

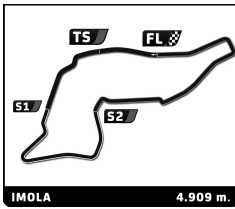
6 Hours of Imola

Race 1

Sector Analysis

— Invalidated Lap ■ Personal Best ■ Session Best B Crossing the pit lane

Lap	D	Time	Sector 1	Sector 2	Sector 3	Kph	Elapsed	Lap	D	Time	Sector 1	Sector 2	Sector 3	Kph	Elapsed						
2	LEMA RACING 1.Jodi LAMBRUGHI							Audi R8 LMS GT4 GT4													
	1	1	2:02.412	29.579	38.821	54.012	138.0	2:02.412	15	1	1:55.128	23.920	37.643	53.565	153.5	31:11.159					
	2	1	1:54.885	24.084	37.751	53.050	153.8	3:57.297	6	CENTRI PORSCHE TICINO 1.Remo STEBLER							Porsche Cayman GT4 718 Clubsport MR GT4 Cup				
	3	1	1:54.886	23.852	37.764	53.270	153.8	5:52.183		1	1	2:08.772	30.776	41.604	56.392	131.1	2:08.772				
	4	1	1:54.314	23.877	37.424	53.013	154.6	7:46.497		2	1	1:57.532	24.339	38.488	54.705	150.4	4:06.304				
	5	1	1:54.457	23.865	37.466	53.126	154.4	9:40.954		3	1	1:56.573	24.250	38.309	54.014	151.6	6:02.877				
	6	1	1:55.055	23.793	37.775	53.487	153.6	11:36.009		4	1	1:57.183	24.642	38.580	53.961	150.8	8:00.060				
	7	1	5:05.077 B	48.148	1:09.423	3:07.506	57.9	16:41.086		5	1	1:56.115	24.062	38.061	53.992	152.2	9:56.175				
	8	1	2:10.079	38.708	37.920	53.451	135.9	18:51.165		6	1	4:00.545 B	24.239	38.641	2:57.665	73.5	13:56.720				
	9	1	1:56.904	24.119	38.486	54.299	151.2	20:48.069		7	1	2:12.101	39.234	38.698	54.169	133.8	16:08.821				
	10	1	1:56.751	24.861	38.341	53.549	151.4	22:44.820		8	1	1:56.740	24.148	38.924	53.668	151.4	18:05.561				
	11	1	1:55.548	24.239	38.298	53.011	152.9	24:40.368		9	1	1:55.927	24.027	38.182	53.718	152.4	20:01.488				
	12	1	1:57.489	24.321	39.248	53.920	150.4	26:37.857		10	1	1:56.620	23.956	38.220	54.444	151.5	21:58.108				
	13	1	1:56.072	24.225	38.305	53.542	152.3	28:33.929		11	1	1:57.120	24.088	38.270	54.762	150.9	23:55.228				
	14	1	1:55.316	24.082	37.993	53.241	153.3	30:29.245		12	1	1:56.262	24.115	38.543	53.604	152.0	25:51.490				
	15	1	1:56.092	24.202	38.432	53.458	152.2	32:25.337		13	1	1:56.592	24.196	38.438	53.958	151.6	27:48.082				
3	LR MOTORSPORT 1.Manuel QUONDAMCARLI 2.Jacopo MAZZA							Ligier JS2 R GT4 Cup													
	1	2	2:02.849	29.914	39.238	53.697	137.5	2:02.849		7	C.Z. BASSANO RACING TEAM 1.Manuel LASAGNI 2.Riccardo WAGNER							Mercedes AMG GT4 GT4			
	2	2	1:55.667	24.288	37.784	53.595	152.8	3:58.516	1		1	1:58.224	27.066	38.554	52.604	142.8	1:58.224				
	3	2	1:54.696	24.147	37.741	52.808	154.1	5:53.212	2		1	1:53.100	23.654	37.315	52.131	156.3	3:51.324				
	4	2	1:54.065	23.996	37.228	52.841	154.9	7:47.277	3		1	1:53.449	23.723	37.405	52.321	155.8	5:44.773				
	5	2	1:54.173	23.817	37.313	53.043	154.8	9:41.450	4		1	1:53.301	23.537	37.417	52.347	156.0	7:38.074				
	6	2	1:54.904	23.912	37.467	53.525	153.8	11:36.354	5		1	1:53.655	23.808	37.466	52.381	155.5	9:31.729				
	7	2	5:06.190 B	48.420	1:09.309	3:08.461	57.7	16:42.544	8		DL RACING 1.Alessio SCAUZILLO 2.Lorenzo MARIANI							Lamborghini Super Trofeo EVO2 SS GT			
	8	1	2:09.018	38.610	37.411	52.997	137.0	18:51.562			1	1	1:55.060	26.093	37.237	51.730	146.8	1:55.060			
	9	1	1:56.145	23.962	38.477	53.706	152.2	20:47.707			2	1	1:51.210	23.214	36.813	51.183	158.9	3:46.270			
	10	1	1:53.823	24.197	37.008	52.618	155.3	22:41.530			3	1	1:50.483	22.890	36.718	50.875	160.0	5:36.753			
	11	1	1:53.109	23.780	36.967	52.362	156.2	24:34.639			4	1	1:50.470	22.833	37.140	50.497	160.0	7:27.223			
	12	1	1:53.299	23.782	37.008	52.509	156.0	26:27.938			5	1	3:39.848 B	22.669	36.284	2:40.895	80.4	11:07.071			
	13	1	1:53.482	23.959	37.193	52.330	155.7	28:21.420			6	1	3:13.011	46.939	1:04.024	1:22.048	91.6	14:20.082			
	14	1	1:53.292	23.785	37.116	52.391	156.0	30:14.712			7	1	1:50.751	23.613	36.439	50.699	159.6	16:10.833			
	15	1	1:53.581	23.629	37.438	52.514	155.6	32:08.293			8	1	1:50.381	22.749	36.605	51.027	160.1	18:01.214			
4	LEMA RACING 1.Kyam POTEZ							Mercedes Mercedes AMG GT4 GT4													
	1	1	2:00.039	26.797	39.005	54.237	140.7	2:00.039		9	1	1:49.737	22.651	35.990	51.096	161.0	19:50.951				
	2	1	1:54.685	24.163	37.641	52.881	154.1	3:54.724		10	1	1:50.406	23.146	36.520	50.740	160.1	21:41.357				
	3	1	1:54.048	24.013	37.396	52.639	155.0	5:48.772		11	1	1:49.846	23.096	36.234	50.516	160.9	23:31.203				
	4	1	1:53.924	23.604	37.481	52.839	155.1	7:42.696		12	1	1:50.349	23.280	36.317	50.752	160.2	25:21.552				
	5	1	1:53.982	23.690	37.374	52.918	155.0	9:36.678		13	1	1:48.762	22.744	35.876	50.142	162.5	27:10.314				
	6	1	3:49.014 B	23.845	37.497	2:47.672	77.2	13:25.692		14	1	1:49.885	22.714	36.205	50.966	160.8	29:00.199				
	7	1	2:24.997	53.728	38.290	52.979	121.9	15:50.689	15	1	1:49.187	22.556	35.973	50.658	161.9	30:49.386					
	8	1	1:54.226	23.819	37.608	52.799	154.7	17:44.915	16	1	1:49.054	22.693	35.923	50.438	162.1	32:38.440					
	9	1	1:54.209	23.635	37.874	52.700	154.7	19:39.124	17	DL RACING 1.Danny SANTI							Lamborghini Super Trofeo EVO2 SS GT				
	10	1	1:54.721	23.835	37.776	53.110	154.0	21:33.845		1	1	1:51.858	24.899	36.190	50.769	151.0	1:51.858				
	11	1	1:54.606	24.008	37.621	52.977	154.2	23:28.451		2	1	1:49.280	22.818	35.905	50.557	161.7	3:41.138				
	12	1	1:57.392	24.188	37.776	55.428	150.5	25:25.843		3	1	1:48.718	22.744	35.595	50.379	162.6	5:29.856				
	13	1	1:54.661	23.949	37.623	53.089	154.1	27:20.504													
	14	1	1:55.527	24.185	37.821	53.521	153.0	29:16.031													



X-GT4 Supersport GT

6 Hours of Imola

Race 1

Sector Analysis

— Invalidated Lap ■ Personal Best ■ Session Best B Crossing the pit lane

Lap	D	Time	Sector 1	Sector 2	Sector 3	Kph	Elapsed	Lap	D	Time	Sector 1	Sector 2	Sector 3	Kph	Elapsed
4	1	1:47.850	22.705	35.226	49.919	163.9	7:17.706	1	2	2:00.705	27.619	38.523	54.563	139.9	2:00.705
5	1	1:47.931	22.789	35.433	49.709	163.7	9:05.637	2	2	1:54.470	23.971	37.937	52.562	154.4	3:55.175
6	1	1:47.492	22.592	35.315	49.585	164.4	10:53.129	3	2	1:54.389	23.885	37.680	52.824	154.5	5:49.564
7	1	4:36.954 B	22.432	53.777	3:20.745	63.8	15:30.083	4	2	1:53.899	23.850	37.207	52.842	155.2	7:43.463
8	1	2:03.269	37.114	35.919	50.236	143.4	17:33.352	5	2	1:54.050	23.735	37.474	52.841	155.0	9:37.513
9	1	1:47.350	22.515	35.170	49.665	164.6	19:20.702	6	2	3:47.235 B	23.902	38.249	2:45.084	77.8	13:24.748
10	1	1:47.565	22.448	35.149	49.968	164.3	21:08.267	7	1	2:26.841	54.770	38.867	53.204	120.4	15:51.589
11	1	1:47.823	22.610	35.400	49.813	163.9	22:56.090	8	1	1:54.281	23.566	37.704	53.011	154.6	17:45.870
12	1	1:48.225	22.494	35.878	49.853	163.3	24:44.315	9	1	1:55.410	23.644	37.462	54.304	153.1	19:41.280
13	1	1:48.308	22.463	35.632	50.213	163.2	26:32.623	10	1	1:54.728	23.680	37.609	53.439	154.0	21:36.008
14	1	1:48.658	22.601	35.549	50.508	162.6	28:21.281	11	1	1:55.012	24.060	37.776	53.176	153.7	23:31.020
15	1	1:48.404	22.707	35.460	50.237	163.0	30:09.685	12	1	1:56.320	24.650	38.305	53.365	151.9	25:27.340
16	1	1:48.908	22.649	35.467	50.792	162.3	31:58.593	13	1	1:54.944	23.753	37.841	53.350	153.7	27:22.284
								14	1	1:55.402	23.996	37.904	53.502	153.1	29:17.686
								15	1	1:55.522	23.973	38.416	53.133	153.0	31:13.208

19 LEMA RACING
1.Lorenzo TOCCI
2.Mark KASTELIC
Mercedes AMG GT4
GT4

1	2	1:57.049	26.477	38.190	52.382	144.3	1:57.049
2	2	1:53.395	23.822	37.299	52.274	155.8	3:50.444
3	2	1:53.090	23.604	37.129	52.357	156.3	5:43.534
4	2	1:52.997	23.591	37.131	52.275	156.4	7:36.531
5	2	1:53.418	23.730	37.265	52.423	155.8	9:29.949
6	2	3:50.606 B	23.912	37.609	2:49.085	76.6	13:20.555
7	1	2:26.097	55.910	37.819	52.368	121.0	15:46.652
8	1	1:53.547	23.769	37.460	52.318	155.6	17:40.199
9	1	1:53.397	23.715	37.469	52.213	155.8	19:33.596
10	1	1:53.342	23.622	37.471	52.249	155.9	21:26.938
11	1	1:53.575	23.738	37.422	52.415	155.6	23:20.513
12	1	1:53.716	23.844	37.480	52.392	155.4	25:14.229
13	1	1:53.425	23.648	37.419	52.358	155.8	27:07.654
14	1	1:54.825	23.693	38.115	53.017	153.9	29:02.479
15	1	1:55.998	23.749	37.812	54.437	152.4	30:58.477
16	1	1:54.001	23.639	37.521	52.841	155.0	32:52.478

23 TSR TEAM SPIRIT RACING
1.Mathias Lyngbye VILLADSI
Aston Martin Vantage AMR GT4
GT4

1	1	2:06.788	30.772	40.648	55.368	133.2	2:06.788
2	1	1:57.202	24.298	38.594	54.310	150.8	4:03.990
3	1	1:58.174	24.410	38.322	55.442	149.5	6:02.164
4	1	1:55.627	24.653	37.762	53.212	152.8	7:57.791
5	1	1:55.829	24.193	38.089	53.547	152.6	9:53.620
6	1	3:48.477 B	24.183	38.410	2:45.884	77.3	13:42.097
7	1	2:19.287	47.794	38.377	53.116	126.9	16:01.384
8	1	1:54.966	24.173	37.916	52.877	153.7	17:56.350
9	1	1:56.895	24.135	38.602	54.158	151.2	19:53.245
10	1	1:55.223	23.990	38.254	52.979	153.4	21:48.468
11	1	1:55.496	24.206	38.156	53.134	153.0	23:43.964
12	1	1:54.939	24.083	38.140	52.716	153.8	25:38.903
13	1	1:55.187	24.010	38.282	52.895	153.4	27:34.090
14	1	1:54.953	24.086	37.929	52.938	153.7	29:29.043
15	1	1:55.906	24.385	38.259	53.262	152.5	31:24.949

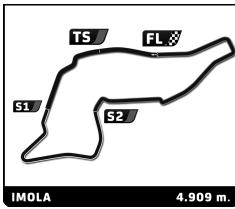
26 PB RACING
1.Stefano D'ASTE
2.Alberto NASKA
Lotus Emira GT4
GT4

27 DL RACING
1.Cristian BORTOLATO
Lamborghini Super Trofeo EVO2
SS GT

1	1	1:59.784	29.065	38.090	52.629	141.0	1:59.784
2	1	1:52.508	23.929	37.044	51.535	157.1	3:52.292
3	1	1:53.721	23.931	36.954	52.836	155.4	5:46.013
4	1	1:53.233	24.184	37.253	51.796	156.1	7:39.246
5	1	1:53.075	24.026	37.477	51.572	156.3	9:32.321
6	1	1:53.283	24.096	37.425	51.762	156.0	11:25.604
7	1	5:03.374 B	34.368	1:10.244	3:18.762	58.3	16:28.978
8	1	2:08.825	38.871	38.095	51.859	137.2	18:37.803
9	1	1:53.862	24.014	37.732	52.116	155.2	20:31.665
10	1	1:54.207	24.380	37.726	52.101	154.7	22:25.872
11	1	1:53.672	23.866	37.670	52.136	155.5	24:19.544
12	1	1:54.042	24.072	37.766	52.204	155.0	26:13.586
13	1	1:53.672	24.057	37.636	51.979	155.5	28:07.258
14	1	1:53.648	24.018	37.610	52.020	155.5	30:00.906
15	1	1:54.630	24.340	37.951	52.339	154.2	31:55.536

47 LEMA RACING
1.Silvano BOLZONI
2.Andrea MARCHESINI
Porsche Cayman Cup
GT4 Cup

1	1	2:09.138	30.543	41.428	57.167	130.8	2:09.138
2	1	2:00.761	25.089	39.792	55.880	146.3	4:09.899
3	1	2:01.975	25.116	40.197	56.662	144.9	6:11.874
4	1	2:01.137	25.404	39.356	56.377	145.9	8:13.011
5	1	2:02.948	25.761	40.367	56.820	143.7	10:15.959
6	1	4:10.633 B	25.822	40.114	3:04.697	70.5	14:26.592
7	2	2:16.141	39.364	40.300	56.477	129.8	16:42.733
8	2	2:03.467	26.308	40.072	57.087	143.1	18:46.200
9	2	2:01.165	25.262	39.918	55.985	145.9	20:47.365
10	2	2:02.738	25.464	40.421	56.853	144.0	22:50.103
11	2	2:02.334	25.420	40.246	56.668	144.5	24:52.437
12	2	2:02.299	25.310	40.121	56.868	144.5	26:54.736
13	2	2:01.854	25.484	39.971	56.399	145.0	28:56.590
14	2	2:06.294	25.338	40.884	1:00.072	139.9	31:02.884
15	2	2:03.303	25.628	40.380	57.295	143.3	33:06.187



X-GT4 Supersport GT

6 Hours of Imola

Race 1

Sector Analysis

— Invalidated Lap ■ Personal Best ■ Session Best B Crossing the pit lane

Lap	D	Time	Sector 1	Sector 2	Sector 3	Kph	Elapsed	Lap	D	Time	Sector 1	Sector 2	Sector 3	Kph	Elapsed
57	1	1:54.497	25.827	37.163	51.507	147.5	1:54.497	14	1	1:55.772	24.387	38.205	53.180	152.6	29:42.093
	2	1:51.229	23.459	36.622	51.148	158.9	3:45.726	15	1	1:56.746	24.554	38.125	54.067	151.4	31:38.839

SR & R
1. Simone CONTI
Ferrari 488 Challenge Evo
SS GT

1	1	1:54.497	25.827	37.163	51.507	147.5	1:54.497
2	1	1:51.229	23.459	36.622	51.148	158.9	3:45.726
3	1	1:52.024	23.458	37.246	51.320	157.8	5:37.750
4	1	1:50.795	23.382	36.195	51.218	159.5	7:28.545
5	1	1:50.738	23.369	36.380	50.989	159.6	9:19.283
6	1	1:50.897	23.494	36.445	50.958	159.4	11:10.180
7	1	4:41.288 B	23.232	59.916	3:18.140	62.8	15:51.468
8	1	2:07.994	38.515	37.886	51.593	138.1	17:59.462
9	1	1:51.214	23.000	36.528	51.686	158.9	19:50.676
10	1	1:50.497	23.219	36.254	51.024	159.9	21:41.173
11	1	1:51.082	23.846	36.240	50.996	159.1	23:32.255
12	1	1:52.090	23.618	36.494	51.978	157.7	25:24.345
13	1	1:50.057	23.197	36.049	50.811	160.6	27:14.402
14	1	1:50.988	23.035	36.643	51.310	159.2	29:05.390
15	1	1:51.516	23.603	36.240	51.673	158.5	30:56.906
16	1	1:52.157	22.959	36.615	52.583	157.6	32:49.063

71
PB RACING
1. Massimo ABBATI
2. Gianalberto COLDANI
Lotus Emira GT4
GT4

1	2	2:03.771	29.356	40.430	53.985	136.4	2:03.771
2	2	1:55.355	23.976	38.112	53.267	153.2	3:59.126
3	2	1:54.723	24.115	37.870	52.738	154.0	5:53.849
4	2	1:55.473	24.246	37.979	53.248	153.0	7:49.322
5	2	1:54.273	23.995	37.611	52.667	154.7	9:43.595
6	2	3:50.198 B	23.829	37.355	2:49.014	76.8	13:33.793
7	1	2:24.113	48.960	40.109	55.044	122.6	15:57.906
8	1	1:56.758	24.714	38.632	53.412	151.4	17:54.664
9	1	1:56.317	24.119	38.316	53.882	151.9	19:50.981
10	1	1:55.468	24.104	38.141	53.223	153.1	21:46.449
11	1	1:54.900	23.920	38.028	52.952	153.8	23:41.349
12	1	1:54.549	23.975	37.757	52.817	154.3	25:35.898
13	1	1:55.057	24.049	37.866	53.142	153.6	27:30.955
14	1	1:54.988	24.254	37.707	53.027	153.7	29:25.943
15	1	1:54.915	23.944	37.966	53.005	153.8	31:20.858

75
CENTRI PORCHE TICINO
1. Danilo ARFINI
Porsche Cayman GT4 718 RS Clubsport
GT4

1	1	2:04.876	29.984	40.548	54.344	135.2	2:04.876
2	1	1:57.996	24.752	38.819	54.425	149.8	4:02.872
3	1	1:56.631	24.267	38.567	53.797	151.5	5:59.503
4	1	1:56.403	24.512	38.316	53.575	151.8	7:55.906
5	1	1:56.731	24.379	38.457	53.895	151.4	9:52.637
6	1	3:59.306 B	24.197	39.788	2:55.321	73.8	13:51.943
7	1	2:14.407	42.862	38.574	52.971	131.5	16:06.350
8	1	1:57.811	24.574	38.940	54.297	150.0	18:04.161
9	1	1:56.304	24.376	38.443	53.485	152.0	20:00.465
10	1	1:56.552	24.231	38.576	53.745	151.6	21:57.017
11	1	1:56.462	24.267	38.199	53.996	151.7	23:53.479
12	1	1:56.902	24.581	38.290	54.031	151.2	25:50.381
13	1	1:55.940	24.583	38.006	53.351	152.4	27:46.321

81
LR MOTORSPORT
1. Andrea FRIZZA
Ligier JS2 R
GT4 Cup

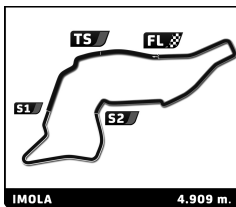
1	1	2:01.777	28.214	38.295	55.268	138.7	2:01.777
2	1	1:54.549	23.917	37.572	53.060	154.3	3:56.326
3	1	1:53.992	23.841	37.242	52.909	155.0	5:50.318
4	1	1:53.612	23.726	37.198	52.688	155.6	7:43.930
5	1	1:53.928	23.618	37.566	52.744	155.1	9:37.858
6	1	3:49.445 B	23.717	38.330	2:47.398	77.0	13:27.303
7	1	2:22.199	51.801	37.702	52.696	124.3	15:49.502
8	1	1:53.489	23.774	37.198	52.517	155.7	17:42.991
9	1	1:53.307	23.957	36.962	52.388	156.0	19:36.298
10	1	1:53.578	23.818	36.971	52.789	155.6	21:29.876
11	1	1:53.642	23.772	37.324	52.546	155.5	23:23.518
12	1	1:53.584	23.655	37.220	52.709	155.6	25:17.102
13	1	1:53.377	23.753	37.187	52.437	155.9	27:10.479
14	1	1:53.654	23.825	37.246	52.583	155.5	29:04.133
15	1	1:55.505	24.925	37.930	52.650	153.0	30:59.638
16	1	1:53.238	23.738	37.165	52.335	156.1	32:52.876

96
TECNOSPORT SRL BY ONE CUP
1. Carmine ALFANO
Porsche 911 Cup 991 Gen2
SS GT

1	1	1:53.919	25.244	37.467	51.208	148.2	1:53.919
2	1	1:51.390	23.072	36.861	51.457	158.7	3:45.309
3	1	1:50.922	23.103	36.791	51.028	159.3	5:36.231
4	1	1:50.176	23.109	36.414	50.653	160.4	7:26.407
5	1	1:50.467	22.958	36.501	51.008	160.0	9:16.874
6	1	1:50.640	22.944	36.649	51.047	159.7	11:07.514
7	1	4:43.218 B	23.107	58.553	3:21.558	62.4	15:50.732
8	1	2:07.045	38.493	37.292	51.260	139.1	17:57.777
9	1	1:51.780	22.997	37.478	51.305	158.1	19:49.557
10	1	1:50.322	22.898	36.517	50.907	160.2	21:39.879
11	1	1:51.187	23.399	36.728	51.060	158.9	23:31.066
12	1	1:52.187	23.972	36.832	51.383	157.5	25:23.253
13	1	1:50.666	23.095	36.754	50.817	159.7	27:13.919
14	1	1:51.132	23.040	36.826	51.266	159.0	29:05.051
15	1	1:51.310	23.204	36.686	51.420	158.8	30:56.361

99
PB RACING
1. Maurizio COPETTI
2. Massimiliano SCHIAVONE
Lotus Emira GT4
GT4

1	1	2:05.957	30.114	40.781	55.062	134.1	2:05.957
2	1	1:57.605	24.401	38.527	54.677	150.3	4:03.562
3	1	1:57.291	24.433	38.299	54.559	150.7	6:00.853
4	1	1:56.090	24.407	38.020	53.663	152.2	7:56.943
5	1	1:56.010	24.323	37.947	53.740	152.3	9:52.953
6	1	3:53.962 B	24.354	38.200	2:51.408	75.5	13:46.915
7	2	2:17.681	45.122	39.103	53.456	128.4	16:04.596
8	2	1:56.493	24.309	38.731	53.453	151.7	18:01.089
9	2	1:55.397	23.957	38.358	53.082	153.1	19:56.486
10	2	1:55.361	23.954	38.457	52.950	153.2	21:51.847
11	2	1:55.762	24.268	38.397	53.097	152.7	23:47.609



X-GT4 Supersport GT

6 Hours of Imola

Race 1

Sector Analysis

— Invalidated Lap ■ Personal Best ■ Session Best **B** Crossing the pit lane

Lap	D	Time	Sector 1	Sector 2	Sector 3	Kph	Elapsed	Lap	D	Time	Sector 1	Sector 2	Sector 3	Kph	Elapsed
12	2	1:56.652	24.000	38.620	54.032	151.5	25:44.261								
13	2	1:55.601	24.055	38.675	52.871	152.9	27:39.862								
14	2	1:55.984	24.185	38.474	53.325	152.4	29:35.846								
15	2	1:55.695	24.206	38.272	53.217	152.7	31:31.541								

106

ASD GIACOMO RACE Lamborghini Super Trofeo EVO

1. Giacomo POLLINI SS GT

2. Matteo POLLINI

1	2	1:49.806	23.942	35.791	50.073	153.8	1:49.806
2	2	1:47.824	22.372	35.483	49.969	163.9	3:37.630
3	2	1:47.525	22.312	35.307	49.906	164.4	5:25.155
4	2	1:47.503	22.349	35.264	49.890	164.4	7:12.658
5	2	1:47.216	22.261	35.202	49.753	164.8	8:59.874
6	2	1:46.963	22.240	35.064	49.659	165.2	10:46.837
7	2	3:52.240 B	22.276	35.456	2:54.508	76.1	14:39.077
8	1	2:02.718	37.004	35.652	50.062	144.0	16:41.795
9	1	1:47.550	22.364	35.404	49.782	164.3	18:29.345
10	1	1:47.529	22.279	35.295	49.955	164.4	20:16.874
11	1	1:47.749	22.312	35.805	49.632	164.0	22:04.623
12	1	1:48.436	22.203	35.507	50.726	163.0	23:53.059
13	1	1:48.637	22.580	35.384	50.673	162.7	25:41.696
14	1	1:48.941	22.498	35.880	50.563	162.2	27:30.637
15	1	1:48.399	22.370	35.657	50.372	163.0	29:19.036
16	1	1:49.333	22.714	36.301	50.318	161.6	31:08.369