

GENERAL INFORMATION

Appendix L – Chapter IVDriving standards

- Respect between all the drivers and the different classes on track.
- It is up to the faster car to find a way to overtake in a safe way.
- If you enter a gravel/run off area and you can manage to re-join, stay out of the racing line and make break tests to let gravel off track.

Track limits

- Drivers consistently crossing the white line defining the edge of the track – whether gaining an advantage or not – may receive a penalty by the stewards, including deleting lap times.
- The dotted lines on RHS before pit entry and after pit exit must be respected as track limits.

Appendix H – Yellow flags – Article 2.5.5.b.

- Yellow flags mean danger, drivers must reduce the speed. Overtaking is forbidden from the first yellow flag until you pass the green flag.
- If double yellow flags are shown, drivers must reduce speed and be prepared to change direction or stop. It is the onus of each driver to prove that he slowed down. Double yellow flags also mean that marshals are working on or beside the track.

Safety car

- Leader to slow down to around 80kph.
- Warming the tires is not allowed during the pass around procedures.

International Sporting Code & Appendices

- International Sporting Code dated from 04/01/2022.
- General prescriptions published on 23/12/2019.
- Appendix H dated from 29/08/2022.
- Appendix L dated from 30/06/2022.

Pit lane

- Red light / green light at pit exit must be respected.
- Pit entry road white line must be respected on LHS.
- Pit exit road white line must be respected at LHS.

End of sessions / race

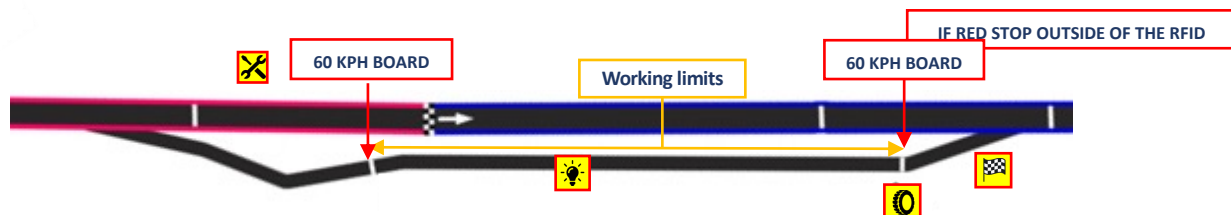
- Cars requested to go to scrutineering must go there immediately.
- After qualifying, none of the cars can be lifted.
- At the end of the race, cars must be driven directly to Parc Fermé (except the cars selected to go underneath the podium).

Race control access

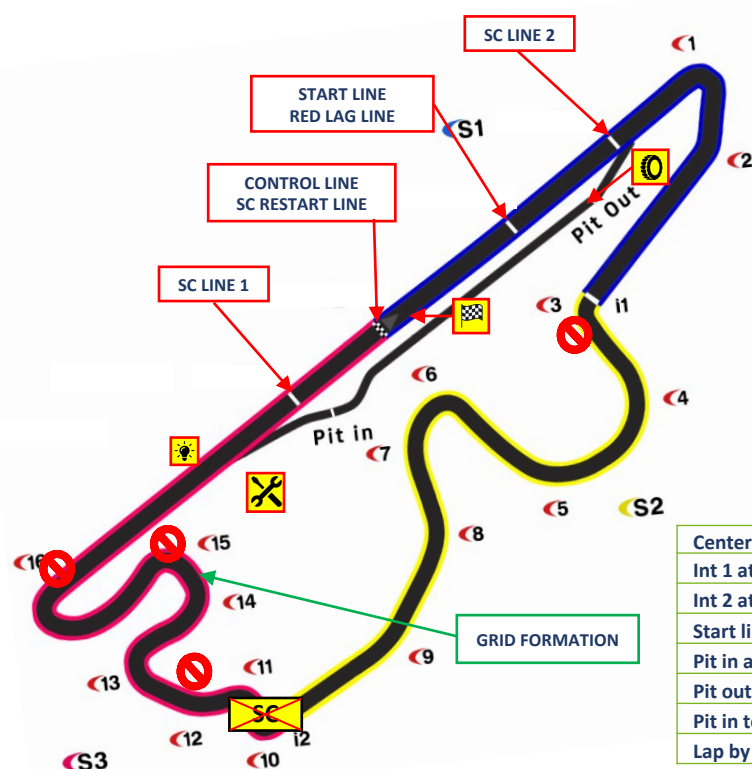
- 1st floor of the pit building – entrance on paddock and pit lane side

Light panels

- The light panels complement the marshals flags. In case of doubt the higher escalation flag will prevail yellow / red irrelevant of its origin.



SPECIFIC CIRCUIT INFORMATION



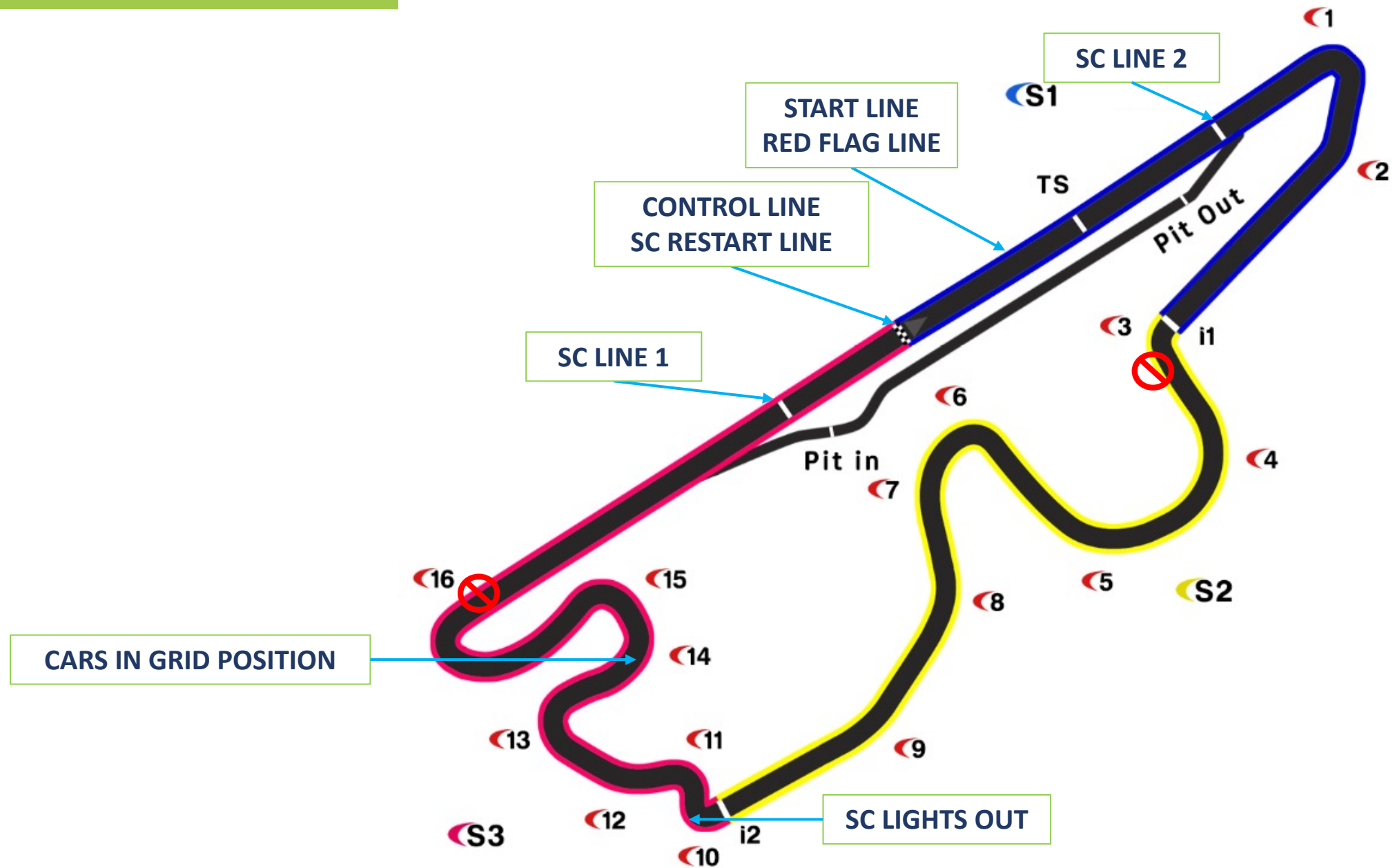
- Track limits cameras
- SC lights out
- Pit entry closed light and repeater
- RD signalling place
- Scrutineering
- RFID at pit exit
- Timetable V9
- Regulations dated 15122021
- Pole position RHS
- Saturday 17:00– Briefing room
Top-4 starting drivers briefing
- WEC Committee decision n°31

Center line	4,563 m
Int 1 at	1,305 m
Int 2 at	2,828 m
Start line offset	307 m
Pit in at	4,526 m
Pit out at	450,2 m
Pit in to pit out	487,2 m
Lap by the pits	4,571 m

Eduardo Freitas
FIAWEC Race Director

CIRCUIT MAP

6 HOURS OF
FUJI








**THE DOTTED WHITE LINE ON THE RHS MUST BE RESPECTED AS TRACK
LIMIT FOR CARS THAT ARE ON TRACK**



START OF THE WORKING LIMITS



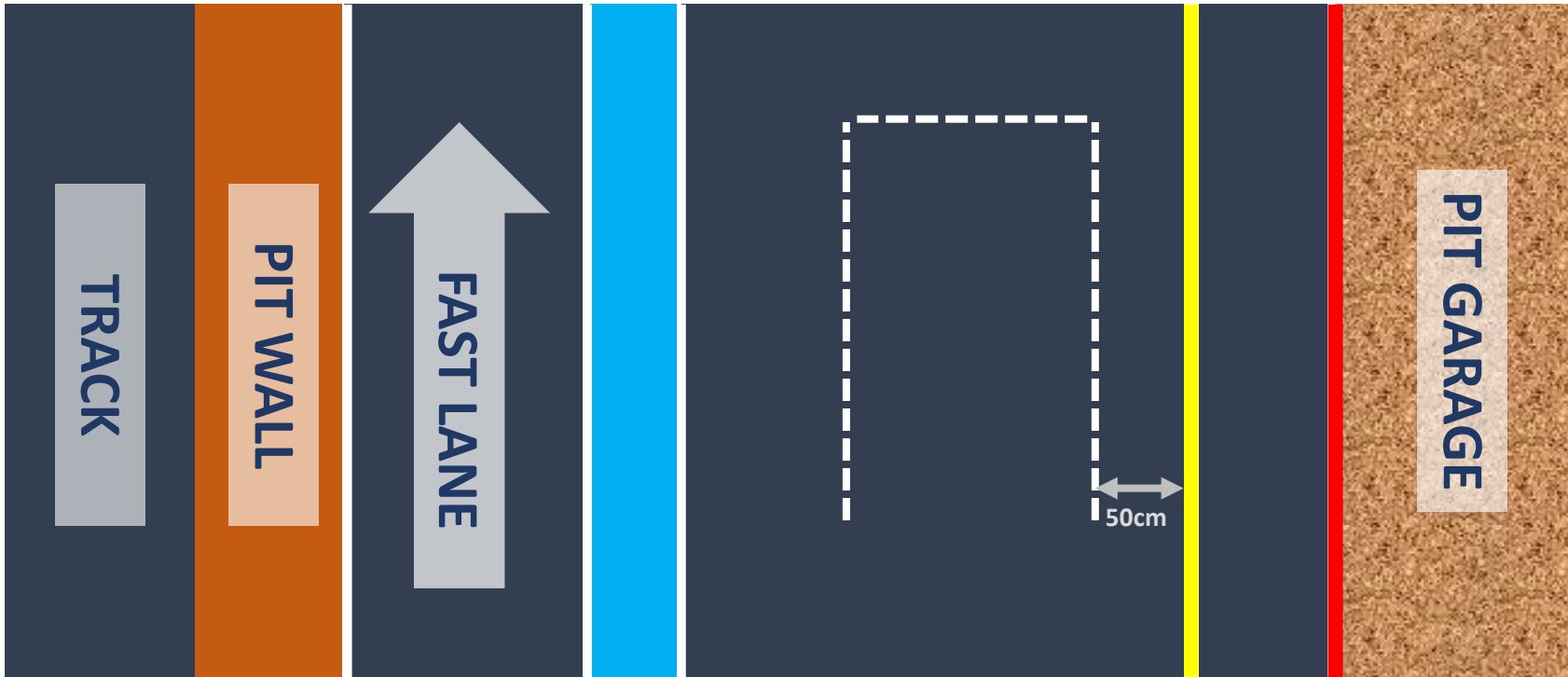


FAST LANE

BLENDING LANE

WORKING LANE





BEFORE THE START OR RESTART OF A SESSION PLEASE STOP BEFORE RED LINE



START OF THE WORKING LIMITS



END OF THE WORKING LIMITS













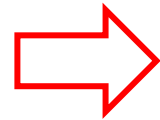
KEEP RIGHT UNTIL 50m BOARD T1





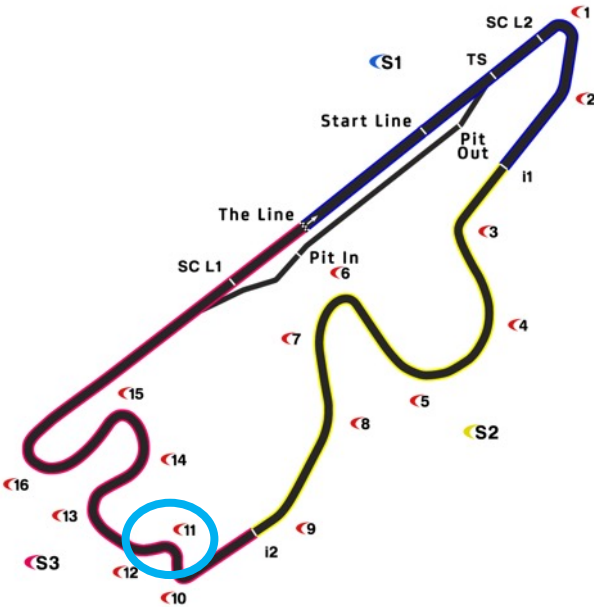



TO INCREASE SIGNALLING VISIBILITY → TO COMPLEMENT THE MARSHALS



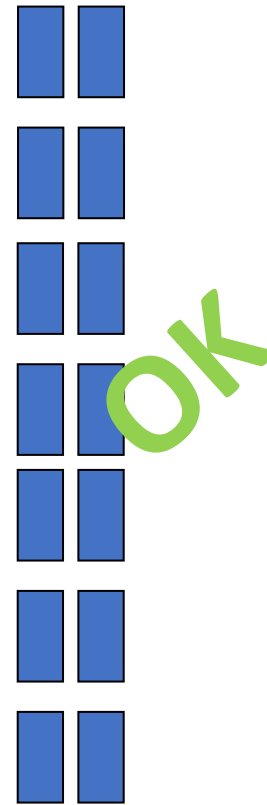



IN ANY CASES, YELLOW WILL PREVAIL

GO THROUGH CHICANE & WAIT TO REJOIN SAFELY!











IF A CAR IS MISSING – GAP TO BE RESPECTED





TWO LINES THROUGH GRID BOXES




START LINE / START LIGHTS / RED FLAG LINE



**KEEP THE SAME
GAP TO THE CAR IN
FRONT AND
BEHIND, SPEED
LIMIT 80kph**





- RD will announce RED FLAG on radio
- All cars must reduce the speed to 80 Kph & head to the pit lane

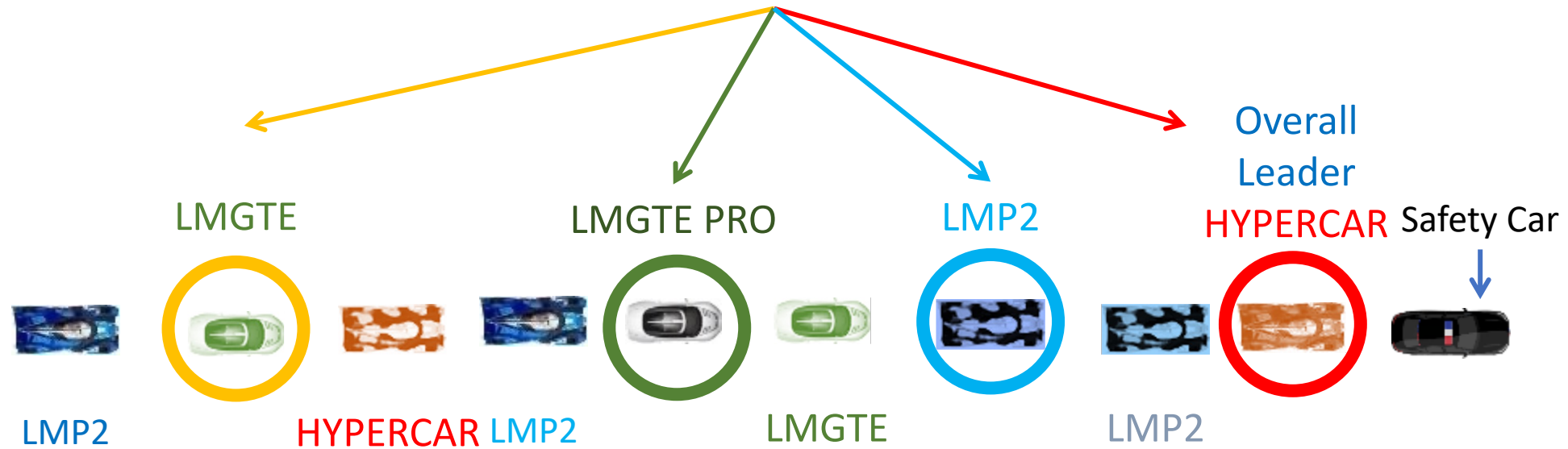
IN FRONT OF BOX 17

BEFORE SC LINE 1



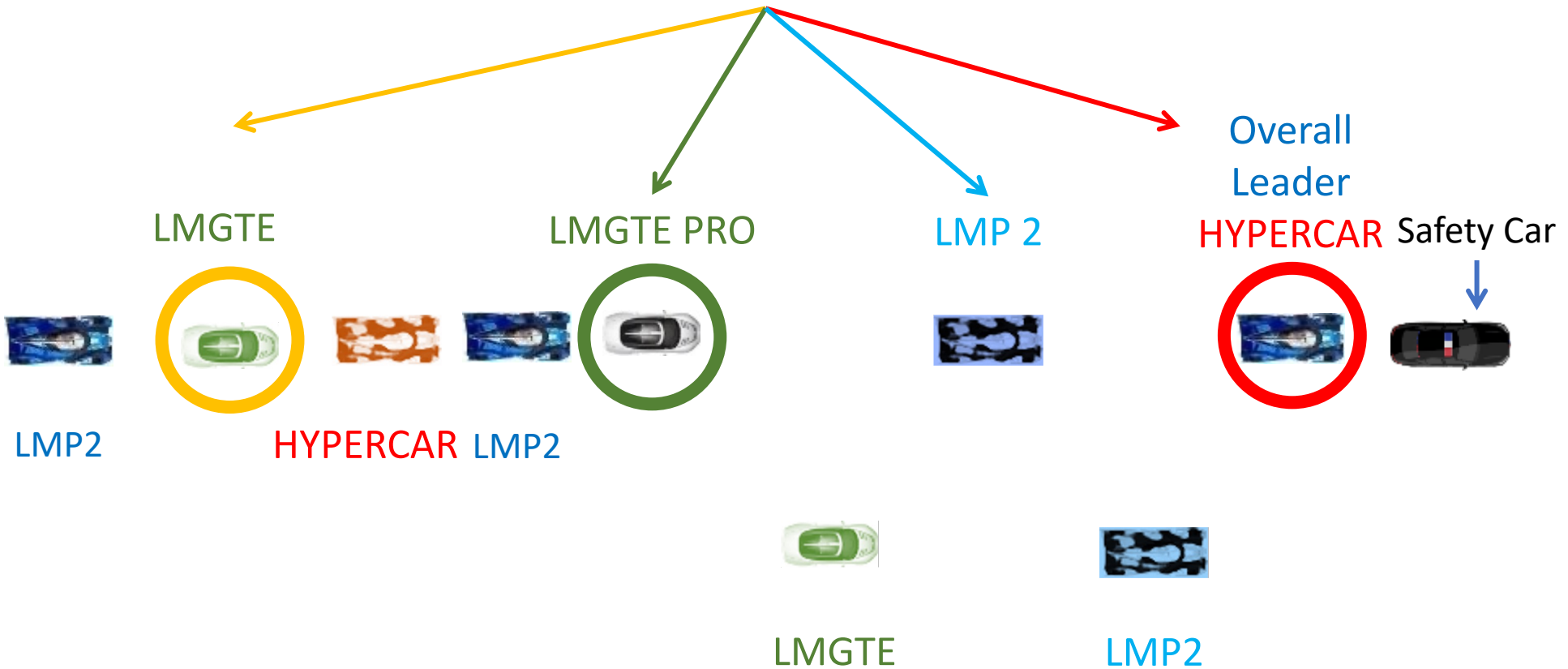
PREPARE FOR THE PASS AROUND

Leader of the class



START THE PASS AROUND

Leader of the class




Cars to the podium bear left at the exit of T16, cross the Line twice and enter by the pit exit.



Cars to the Pre-Podium should bear left at the exit of T16

Cars to the Parc Ferme bear right at the exit of T16, enter the pit entry road, drive on the red/white painted area and turn right by the gate.





Saturday 17h – *FIA WEC Briefing room*

TOP-4 HYPERCAR STARTING DRIVERS

TOP-4 LMP2 STARTING DRIVERS

TOP-4 LMGTE STARTING DRIVERS