



## DRIVERS BRIEFING NOTES

### TEST DAY – JUNE 9<sup>th</sup> 2024

Centre line	13.625,7 m	Pit in at	13.486,9 m
Int 1 at	1.899,09 m	Pit out at	394 m
Int 2 at	7.670,63 m	Pit in to pit out	533,5 m
Top speed at	3.764 m	Loop 400 at	249,2 m
Porsche in at	11.475,05 m	Lap by the pits	13.608 m
Porsche out at	12.504,4 m	Ford in at	13.277,4 m
Pole position	Left	Ford out at	13.469,78 m
Start line offset	144,12 m	Pit entry closed light repeaters	In front of cars #94 - #23 - #51
Red flag line	At the Michelin totem	Safety car A turn off lights	MP 27 (Arnage)
Race director signalling place	RHS in front of RC & MP 27	Scrutineering	Welcome
Entering pit lane respect	Left	Repeater of RD signalling	MP 27 (Arnage)
Exiting pit lane respect	Left until SC Line 2	Sporting regulations	V3
Openings of track	Orange	Timetable	V3

#### PIT LANE PROCEDURES

- 1) Maximum speed in pit lane: 60 km/h.
- 2) Pit lane speed must be respected from pit in loop (60 km/h marker board) to pit out loop (60 km/h marker board).
- 3) Red / green at pit exit must be respected at all times.
- 4) If the red lights are on at pit exit: any car waiting at pit exit must stop before the RFID or 3 meters before the pit exit line.
- 5) Cars can be stopped by scrutineering at any time; drivers must respect the signal of the scrutineers.
- 6) Any car driving unnecessarily slow in the fast lane will be reported to the Stewards.

#### GENERAL SAFETY AND INCIDENT PROCEDURES

- 7) Judges of fact will be appointed to control sporting details from the Regulations.
- 8) On-board marshalling system will be used.
- 9) At all times on track, whether it is a flag or a light panel, the more restrictive will prevail, irrelevant of its source.
- 10) In case of accident
  - Signal to the marshals that you are OK as soon as possible ('thumbs up').
  - Do not stay on radio to your team: this can lead to unnecessarily deploying medical services or may result in a Red Flag.
  - If you cannot continue:
    - leave the car as soon and as safely as possible.
    - Help with the recovery operations.
    - Car must be left in neutral with steering wheel in position.
  - If you can continue stay in the car so that the marshal can hoist you to a safe place.
- 11) During a Red Flag, Safety Car, Virtual Safety Car or Full Course Yellow procedures, if you encounter a problem: you must leave the racing line immediately.
- 12) When going through a gravel / run off area:
  - Zig-Zag / weave your car off track before rejoining to drop the gravel / dirt off the line.
- 13) In case of recovery from the gravel at MP 20, you will be placed on the asphalt at the roundabout, and you should go around the roundabout (Anti clockwise direction) to shake out the gravel before re-joining.
- 14) Any driver exiting MP32 that must use the runoff area once the car has crossed the blue line on drivers RHS with the 4 wheels then that driver must remain to the right of the blue line and must re-join the track on RHS at MP33.



## ON TRACK DRIVING STANDARDS

---

- 15) Respect across all categories.
- 16) Blue flags (Appendix H ISC Article 2.5.5.e) are to be respected at any time.
- 17) Discord may be used between competitors to anticipate blue flags.
- 18) It is up to the faster car to find a way to overtake in traffic: slower cars must stick to the racing line.
- 19) Track limits must be respected at all times.
  - Track limits will be monitored and listed on a timing page.
  - Track limits are counted by driver by session. The race is considered as one session.
  - During Test Day:
    - 4<sup>th</sup> offence in the session: warning flag.
    - 5<sup>th</sup> offence in the session: report to the Stewards.
  - During all sessions, track limit infringements will lead at least to the deletion of the lap time of the infringement.

## YELLOW AND DOUBLE YELLOW FLAGS – Appendix H of the ISC Article 2.5.5.b

---

- 20) Yellow flag(s) means danger.
- 21) Reduce speed.
- 22) Forbidden to overtake.
- 23) Double Yellow Flags also mean that marshals and/or vehicles may be exposed, drivers must be ready to stop.
- 24) Should there be a yellow or double yellow flag at MP 25, it will always be pre-signalled at MP 24.

## RED FLAG – 24 Hours of Le Mans Supplementary Regulations Article 14.2

---

- 25) During Test Day, when Red Flag is deployed: all cars to 80 km/h and to come back in pit lane.
- 26) If deemed appropriate, the Race Director may release the cars from the 80 km/h speed limit once passed the incident to bring all the cars in the pit lane quicker.

## FULL COURSE YELLOW – 24 Hours of Le Mans Supplementary Regulations Article 14.5

---

- 27) Once FCY is deployed:
  - FCY will be displayed on the onboard marshalling system.
  - All cars to slow down to 80 km/h – overtaking is forbidden.
  - Yellow flags will be waved around the track and FCY board will be presented from the marshal posts.
  - Marshal post(s) preceding the intervention(s) will be showing double yellow flags.

Pit entry will close when the Race Director announces “FCY will be deployed at...”

➔ In Test Day, you will be allowed to pit under FCY even if the pit entry closed light is turned on.

## SLOW ZONES – 24 Hours of Le Mans Supplementary Regulations Article 14.9

---

- 28) The circuit is divided into 9 zones.
- 29) “NEXT SLOW” will be displayed in the MP preceding a zone. Single Yellow flags will be waved, overtaking is strictly forbidden.
- 30) “SLOW” will be displayed at the MP where the zone starts, double yellow flags will be waved. The car must be at 80 km/h at the MP where the Zone starts.
- 31) GREEN will be displayed on digital panels around the track (not on the onboard marshalling display) at the MP following the slow zone.

## SAFETY CAR – 24 Hours of Le Mans Supplementary Regulations Article 14.6 – 14.7

---

- 32) The SC procedures will be in accordance with Art. 2.10 from Appendix H of the International Sporting Code and Article 14.6 or Article 14.7 of the 24 Hours Le Mans supplementary regulations.
  - a. SC A will enter/exit at MP 35
  - b. SC B will enter/exit at MP 27
  - c. SC C will enter/exit at MP 13



- 33) When entering the pit lane to perform a pit stop, it is the Team Manager responsibility to release its car behind the correct Safety Car.
- 34) Stalling in the fast lane and blocking other cars, because the team has released the car from the stopping area too early will be reported to the stewards.
- 35) From when "Prepare for Pass Around" is announced, weaving is not allowed. Cars eligible to Pass Around will move to the RHS of the track; all other cars will remain in a single file behind the SC.
- 36) Cars eligible for the pass around will line up on the right-hand side, and may only start overtaking the line behind the SC once RC announces "START THE PASS AROUND".
- 37) Once RC informs that Pass Around has been concluded, cars in line behind the SC may resume weaving to help with tire temperatures.
- 38) In order to avoid the likelihood of accidents before the SC returns to its position, from the moment the lights on the car are extinguished, drivers must proceed at a pace which involves no erratic acceleration, braking, or any other manoeuvre which is likely to endanger other drivers or impede the restart.
- 39) At the end of the SC procedure, once the green flags are waved, overtaking is only allowed after each competition car has crossed the "Control Line".
- 40) At the end of the SC procedure, pit exit will only go green after the last car in line behind SC A has crossed SC Line 2.
- 41) If at any given moment the SC has to bring the field by the pit lane, it will be informed via the timing monitors. In this case all cars must follow the SC by the pit lane. At pit exit the SC will pass on the RHS of the RFID, as well as all cars following the SC.
- 42) If the SC procedure is used during the test day afternoon session, then it will be the procedure defined in article 14.7 by other words, the 3 SC will be deployed at the same time and removed at the same time to their original position. In this case no merging procedure and no pass around.

## MISCELLANEOUS

---

- 43) Please visit the FIA Anti-Doping Campaign 'Race True' website – <http://www.fia.com/fia-race-true-e-learning> .
- 44) Please acquaint yourself with the Appendix C of the International Sporting Code.
- 45) International Sporting Code and appendixes must be respected during Competitions.

Eduardo Freitas

FIA WEC Race Director

Le Mans, 08/06/2024





## TEAM MANAGERS BRIEFING NOTES TEST DAY – JUNE 9<sup>th</sup> 2024

### PIT LANE PROCEDURES

---

- 1) Team managers to ensure the drivers ID are correct.
- 2) Any person working over the 2.5m line must be in full safety gear as per the regulations.

### RACE CONTROL

---

- 3) Access by the Module Sportif – 1st floor.
- 4) Discord and Pit Wall Radio to be turned on 10 minutes before the start of each session.
- 5) Other officials may send you messages on Discord; please confirm when the message is read.
- 6) Marshalling display in the car must be operational – in case of failure, Race Control must be informed.

### GENERAL SAFETY AND INCIDENT PROCEDURES

---

- 7) If during a Red Flag, Safety Car, Virtual Safety Car or Full Course Yellow procedures, if your car encounters a problem: you must instruct your driver to leave the racing line immediately.
- 8) In case of accident
  - Do not stay on the radio: this can lead to unnecessarily deploying medical services or may result in a Red Flag.
  - If the car cannot continue:
    - The driver must leave the car as soon as possible.
    - The driver must help with the recovery operations.
    - Car must be left in neutral with steering wheel in position.
  - If the car can continue: the driver must stay in the car so that the marshal can hoist the car to a safe place.
  - If the “medical light” is activated, the driver must be examined by the medical services without delay.
- 9) When going through a gravel / run off area:
  - Zig-Zag / weave your car off track before rejoining to drop the gravel / dirt off the line.
- 10) If the car is stopped for technical reasons, the scrutineers will release the car when they are satisfied with the repairs.
- 11) In Hypercar category, it is up to each competitor to ensure that the car is electrically safe at all times. The car must either have the ERS operating light illuminated (green light) or have a distinctive sign (green hat) visible to all. This sign cannot be removed until the ERS lights is green.

### ON TRACK DRIVING STANDARDS

---

- 12) Respect across all categories.
- 13) Blue flags (Appendix H ISC Article 2.5.5.e) are to be respected at any time.
- 14) Discord may be used between competitors to anticipate blue flags.
- 15) Track limits must be respected at all times.
  - Track limits will be monitored and listed on timing page 6.
  - Track limits are counted by driver by session. The race is considered as one session.
  - During Test Day:
    - 4<sup>th</sup> offence in the session: warning flag.





- 5<sup>th</sup> offence in the session: report to the Stewards.
- During all sessions, track limit infringements will lead to at least the deletion of the relevant lap time.

## **YELLOW AND DOUBLE YELLOW FLAGS – Appendix H of the ISC Article 2.5.5.b**

- 16) Yellow flag(s) mean danger.
- 17) Reduce speed.
- 18) Forbidden to overtake.
- 19) Double Yellow Flags also mean that marshals and/or vehicles may be exposed, drivers must be ready to stop.
- 20) Should there be a yellow or double yellow flag at MP 25, it will always be pre-signalled at MP 24.

## **RED FLAG – 24 Hours of Le Mans Supplementary Regulations Article 14.2**

- 21) During the Test Day, when the Red Flag is deployed: all cars to 80 km/h and to come back in pit lane.
- 22) The Race Director may release the cars from the 80 km/h speed limit once passed the incident(s) to bring all the cars in the pit lane quicker.

## **FULL COURSE YELLOW – 24 Hours of Le Mans Supplementary Regulations Article 14.5**

- 23) Once FCY is deployed:
  - Yellow flags will be waved around the track and FCY board will be presented in the marshal posts.
  - Marshal post(s) of the intervention will be under double yellow flags.
  - FCY will be displayed on the onboard marshalling system.
  - All cars to slow down to 80 km/h – overtaking is forbidden.
- 24) Pit entry will close when the Race Director announces “FCY will be deployed at...”
  - ➔ In Test Day, cars will be allowed to pit under FCY even if the pit entry closed light is turned on.

## **SLOW ZONES – 24 Hours of Le Mans Supplementary Regulations Article 14.9**

- 25) The circuit is divided into 9 zones.
- 26) NEXT SLOW will be displayed in the MP preceding a zone. Single Yellow flags will be waved, overtaking is strictly forbidden.
- 27) SLOW will be displayed at the MP where the zone starts, double yellow flags will be waved. The car must be at 80 km/h at the MP where the Zone starts.
- 28) GREEN will be displayed on digital panels around the track (not on the onboard marshalling display) at the MP following the slow zone.

## **SAFETY CAR – 24 Hours of Le Mans Supplementary Regulations Article 14.6 – 14.7**

- 29) The SC procedures will be in accordance with Art. 2.10 from Appendix H of the International Sporting Code and Article 14.6 or Article 14.7 of the 24 Hours Le Mans supplementary regulations.
  - a. SC A will enter/exit at MP 35
  - b. SC B will enter/exit at MP 27
  - c. SC C will enter/exit at MP 13
- 30) When entering the pit lane to perform a pit stop, it is the Team Manager responsibility to release its car under the correct Safety Car.
- 31) From when “Prepare for Pass Around” is announced, weaving is not allowed. Cars eligible to Pass Around will move to the RHS of the track; all other cars will remain in a single file behind the SC.
- 32) Once Race Control announces “START THE PASS AROUND” cars on the right will safely start overtaking the line of cars that are behind the SC on the left
- 33) Once RC informs that Pass Around has been concluded, cars in line behind the SC may resume weaving to help with tire temperatures.
- 34) In order to avoid the likelihood of accidents before the SC returns to its position, from the moment the lights on the car are extinguished, drivers must proceed at a pace which involves no erratic acceleration, braking, or any other manoeuvre which is likely to endanger other drivers or impede the restart.





- 35) At the end of the SC procedure, once the green flags are waved, overtaking is only allowed after each competition car has crossed the “Control Line”.
- 36) At the end of the SC procedure, pit exit will only go green after the last car in line behind SC A has passed SC Line 2.
- 37) If at any given moment the SC has to bring the field by the pit lane, it will be informed via the timing monitors. In this case all cars must follow the SC by the pit lane. At pit exit the SC will pass on the RHS of the RFID, as well as all cars following the SC.
- 38) During the test day afternoon session if RC decided to deploy the SC it will be done in accordance with article 14.7. “Alternative Procedure” This will mean the 3 Safety cars will be deployed as normal, and at the end of the procedure the 3 SC will be removed at the same time, without merging or pass around.

## MISCELLANEOUS

---

- 39) Please visit the FIA Anti-Doping Campaign ‘Race True’ website – <http://www.fia.com/fia-race-true-e-learning> .
- 40) Please acquaint yourself with the Appendix C of the International Sporting Code.
- 41) International Sporting Code and appendixes must be respected during Competitions.
- 42) When placing tensor barriers in front of your garages during the other race activities, please bear in mind that the other races also need space to work and it is not reasonable to force them to work in the fast lane.

**Eduardo Freitas**

FIA WEC Race Director

Le Mans, 08/06/2024

# 2024h LE MANS®

12 AU 16  
JUIN

**TEST DAY**

**DRIVERS & TEAM MANAGERS BRIEFING**

Saturday June 8<sup>th</sup> 2024

# BEHAVIOUR ON TRACK



**WEC**  
FIA WORLD ENDURANCE  
CHAMPIONSHIP



# BEHAVIOUR ON TRACK



10 - Hofor-Racing · Pos 4: 14 - Optimum Motorsport · Pos 5: 55 - Massive Motorsport · Pos 6: 17 - IDEC SPORT



**WEC**  
FIA WORLD ENDURANCE  
CHAMPIONSHIP

# RESPECT BETWEEN CATEGORIES

REPLAY



# RESPECT BETWEEN CATEGORIES



**WEC**  
FIA WORLD ENDURANCE  
CHAMPIONSHIP

# PART 1

*TRACK & PIT LANE*

**2024h**  
LE MANS®

# CIRCUIT MAP

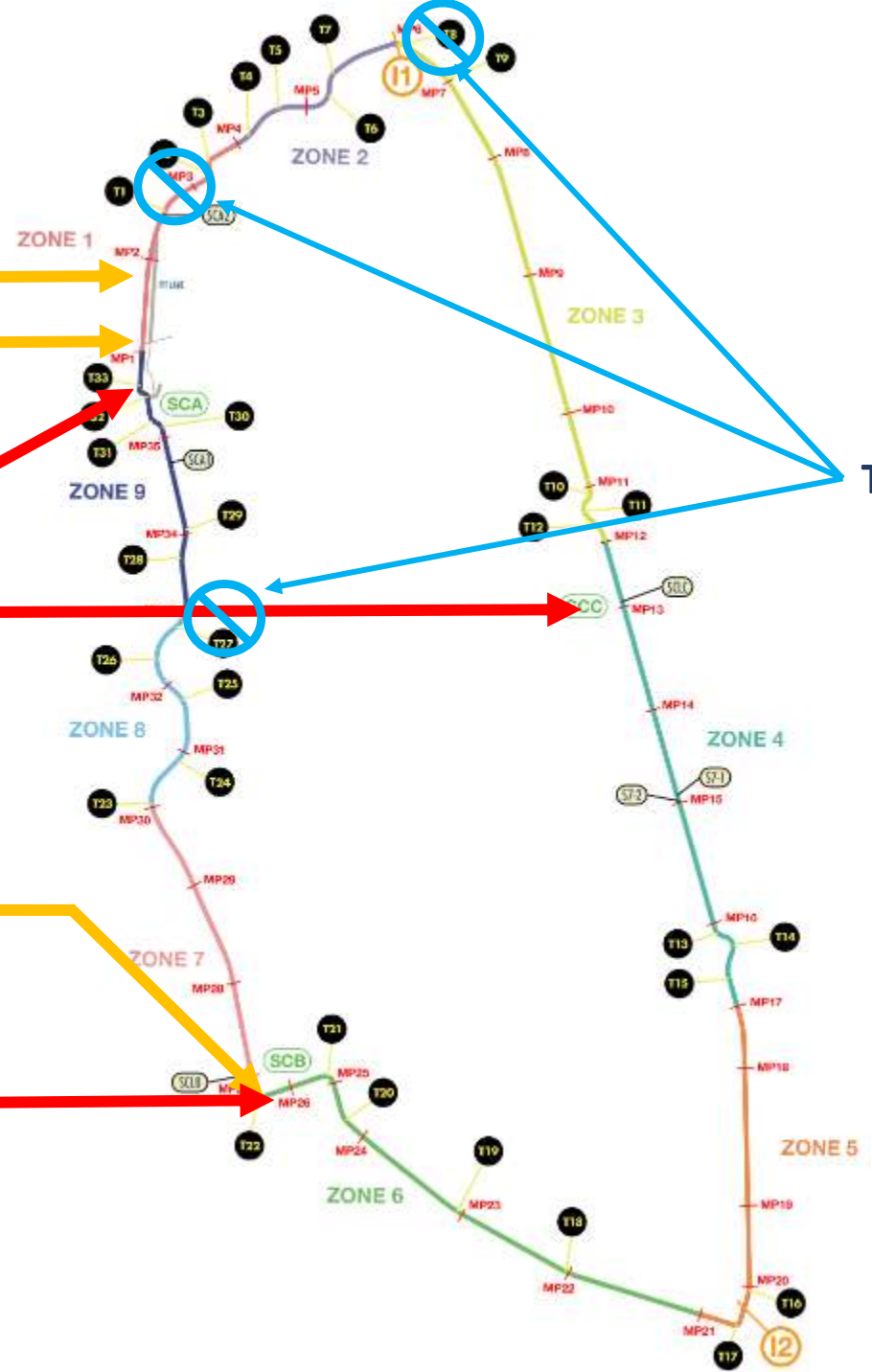
VIRTUAL RED FLAG LINE AT THE MICHELIN TOTEM  
CONTROL LINE / RD SIGNALLING

SCA ENTERS / LEAVES THE TRACK

SCC ENTERS / LEAVES THE TRACK

RD SIGNALLING REPEATER MP27

SCB ENTERS / LEAVES THE TRACK  
SCA LIGHTS OFF MP27

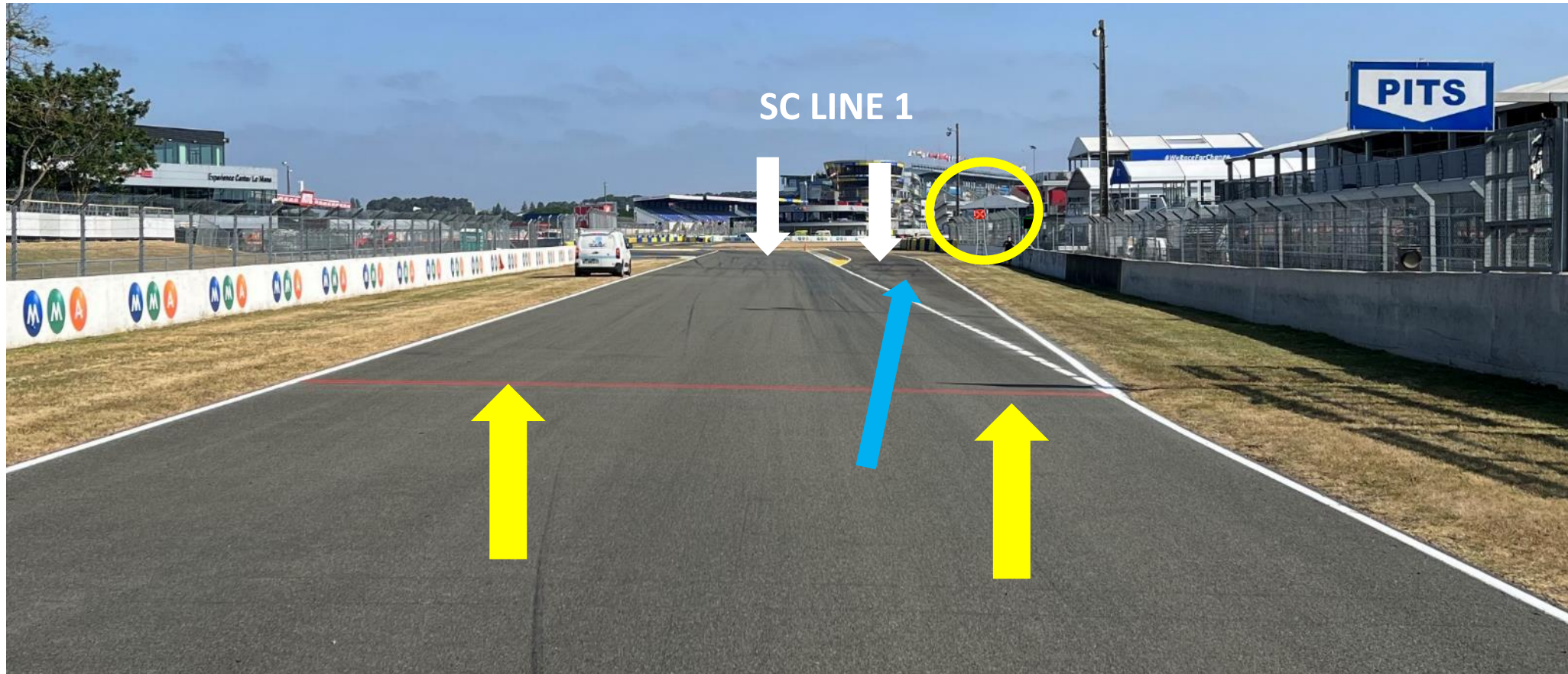


Track limits


# PIT ENTRY ROAD

THE DOTTED LINE ON THE RHS MUST BE RESPECTED AS TRACK LIMITS BY THE CARS THAT STAY ON TRACK.


A CAR WILL BE CONSIDERED AS COMMITTED TO THE PIT LANE IF THE CAR HAS CROSSED THE TRANSVERSAL RED LINE BEFORE THE PIT ENTRY CLOSED SIGNAL IS ACTIVATED



# SAFETY CAR LINE 1




# PIT ENTRY LOOP



**60KPH PIT LANE SPEED  
LIMIT STARTS HERE**




# START OF THE WORKING LIMITS



# SCRUTINEERING AT PIT ENTRY

A TRAFIC LIGHT OR A FLAG WILL INDICATE TO DRIVERS THEY HAVE TO STOP AT THE TENT ON THE RHS UNDER THE PODIUM

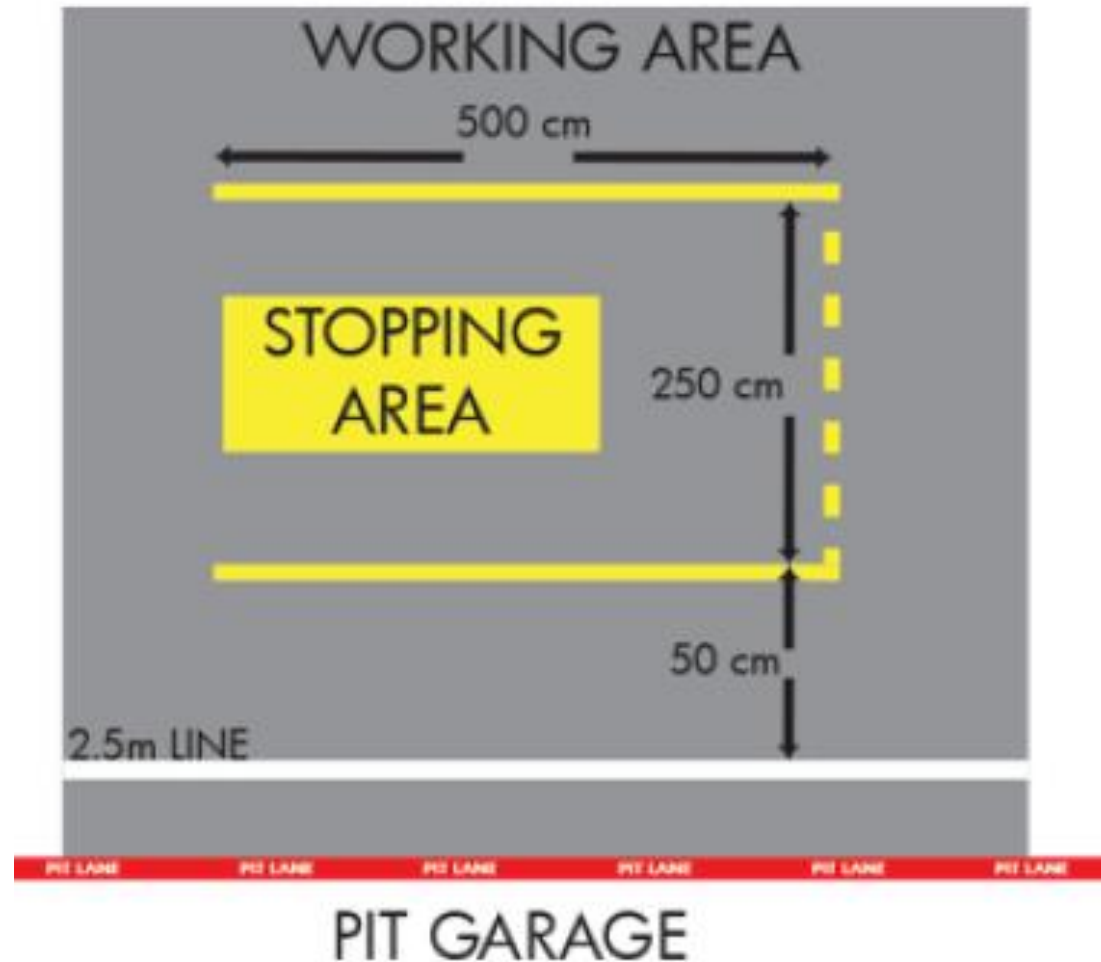


# PIT LANE AREAS




# PIT STOP OPERATION

THE CAR CONTROLLER (LOLLIPOP MAN) IS RESPONSIBLE FOR THE CONTROL OF THE PIT STOP & IT'S SAFETY – NOT ALLOWED TO DO ANY OTHER OPERATION.

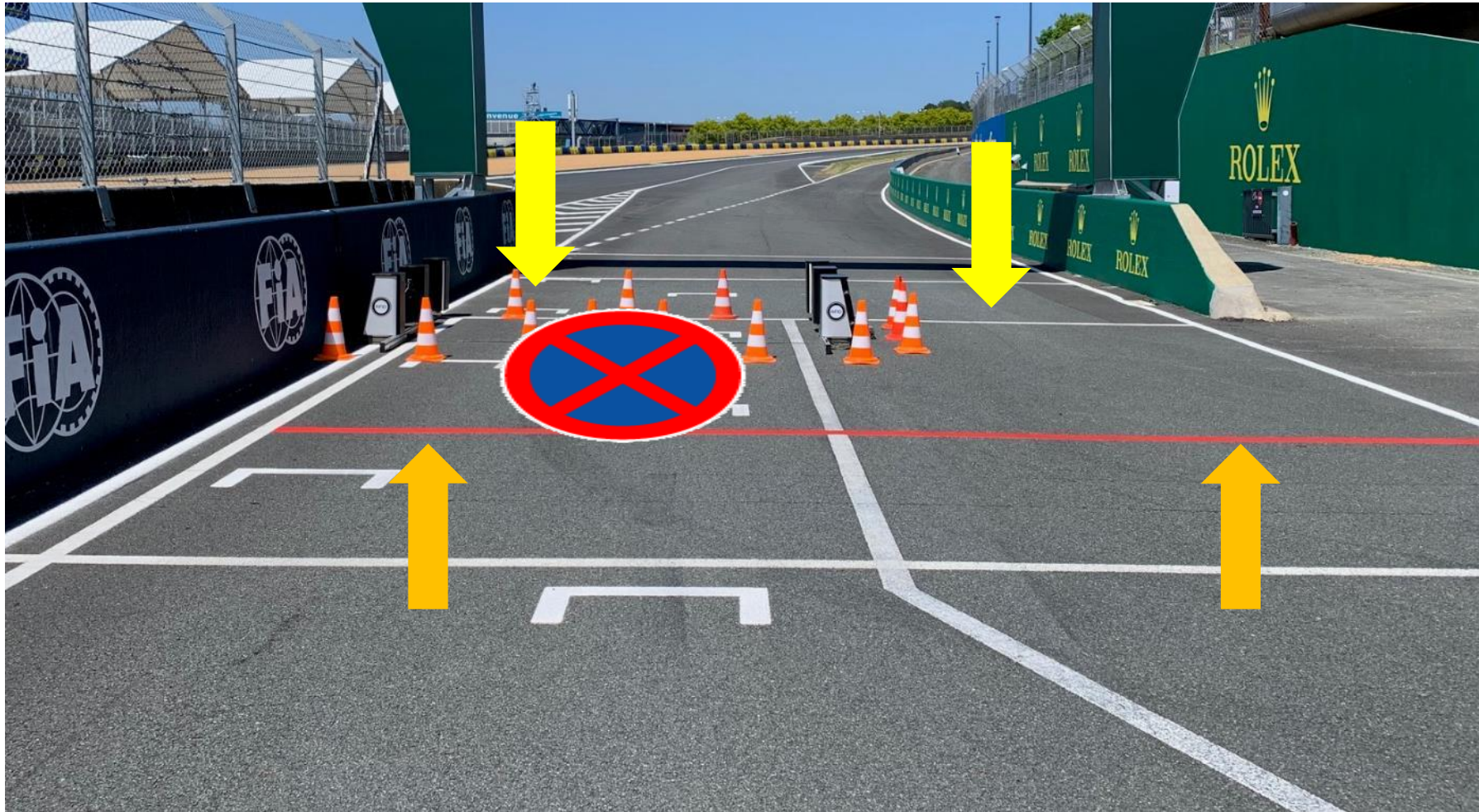


# RFID AT PIT EXIT



# PIT EXIT – END OF THE 60KPH – END OF THE WORKING LIMITS

WHEN RED AT PIT EXIT - PLEASE STOP BEFORE RED LINE



# START AND END OF THE WORKING LIMITS



# PIT EXIT ROAD






# SAFETY CAR LINE 2



# TRACK OPENINGS IN ORANGE



# LIGHT PANELS



LIGHT PANEL ARE DISPLAYING AT EACH MARSHAL POST



# TRACK LIMITS MP3 – BEFORE THE BRIDGE



# TRACK LIMITS MP6



# GRAVEL BED AT MP20

**USE THE ROUNDABOUT ANTICLOCK WISE TO REMOVE THE GRAVEL BEFORE REJOINING THE RACING LINE**

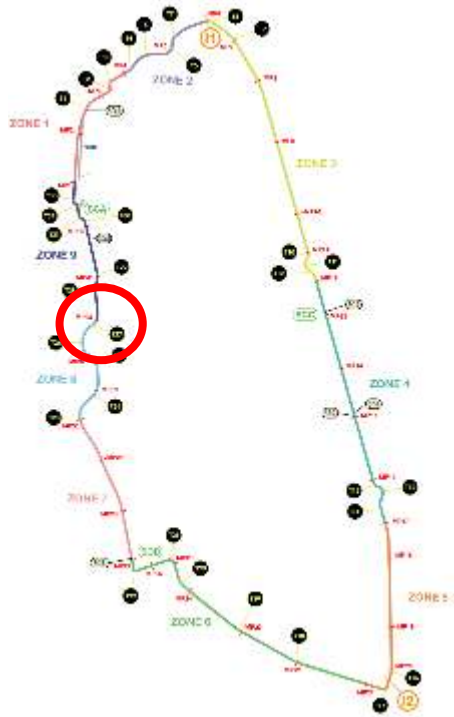
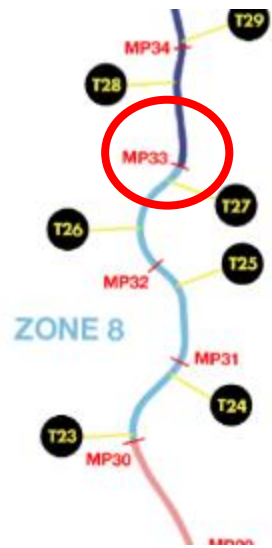


# RUN OFF MP32



**IF YOU USE THE RUN OFF AREA WITH THE 4 WHEELS AT THE RHS OF THE BLUE LINE, YOU MUST STAY AT THE RHS OF THE BLUE LINE ALL ALONG UNTIL MP 33**

# TRACK LIMITS MP33





# RD SIGNALLING



# RD FLAG PANEL



**WEC**  
FIA WORLD ENDURANCE  
CHAMPIONSHIP

# RD SIGNALLING REPEATER ARRANGE



# ONBOARD MARSHALING DISPLAY



# PART 2

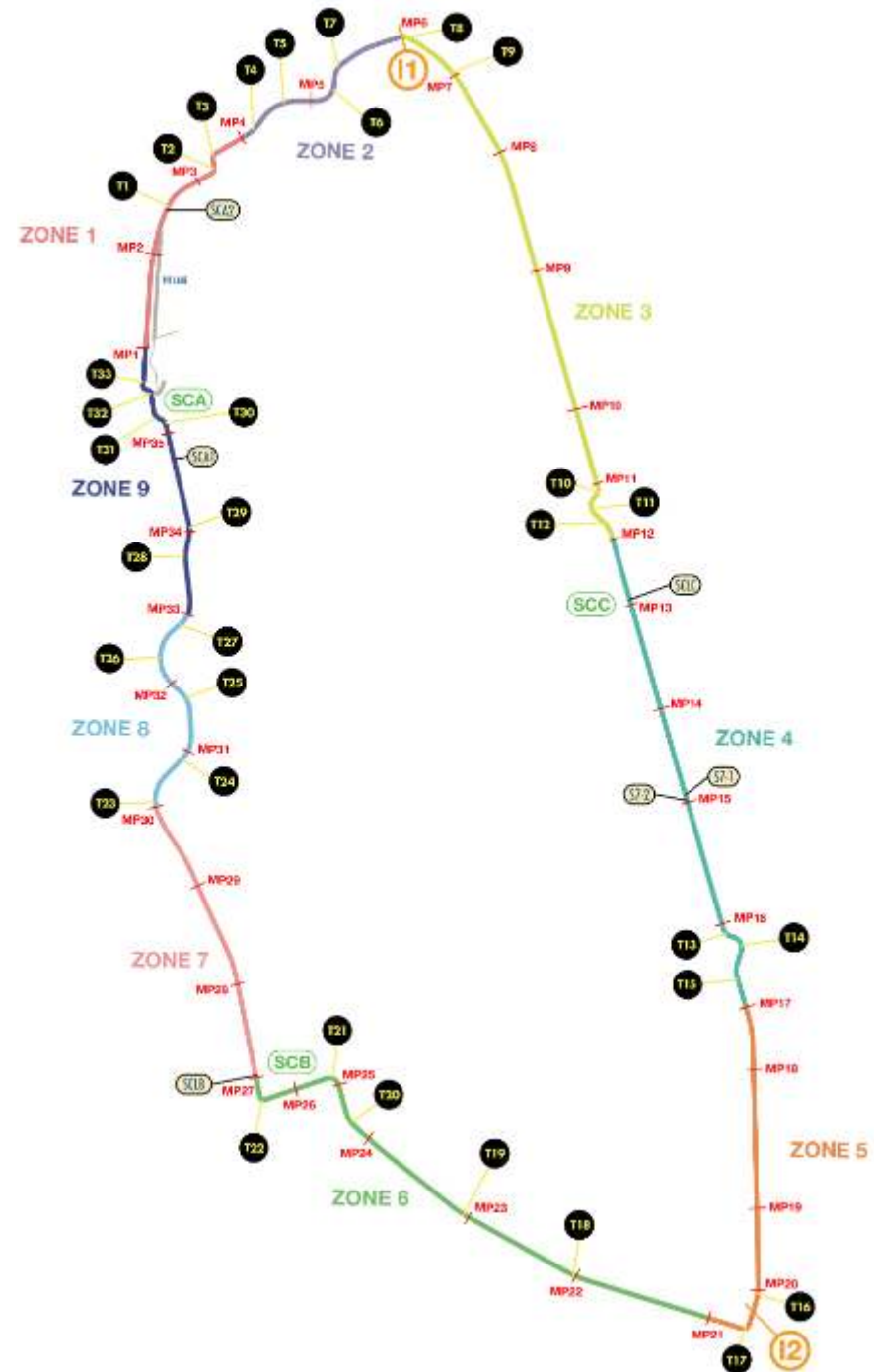
*NEUTRALISATIONS*

**2024h**  
LE MANS®

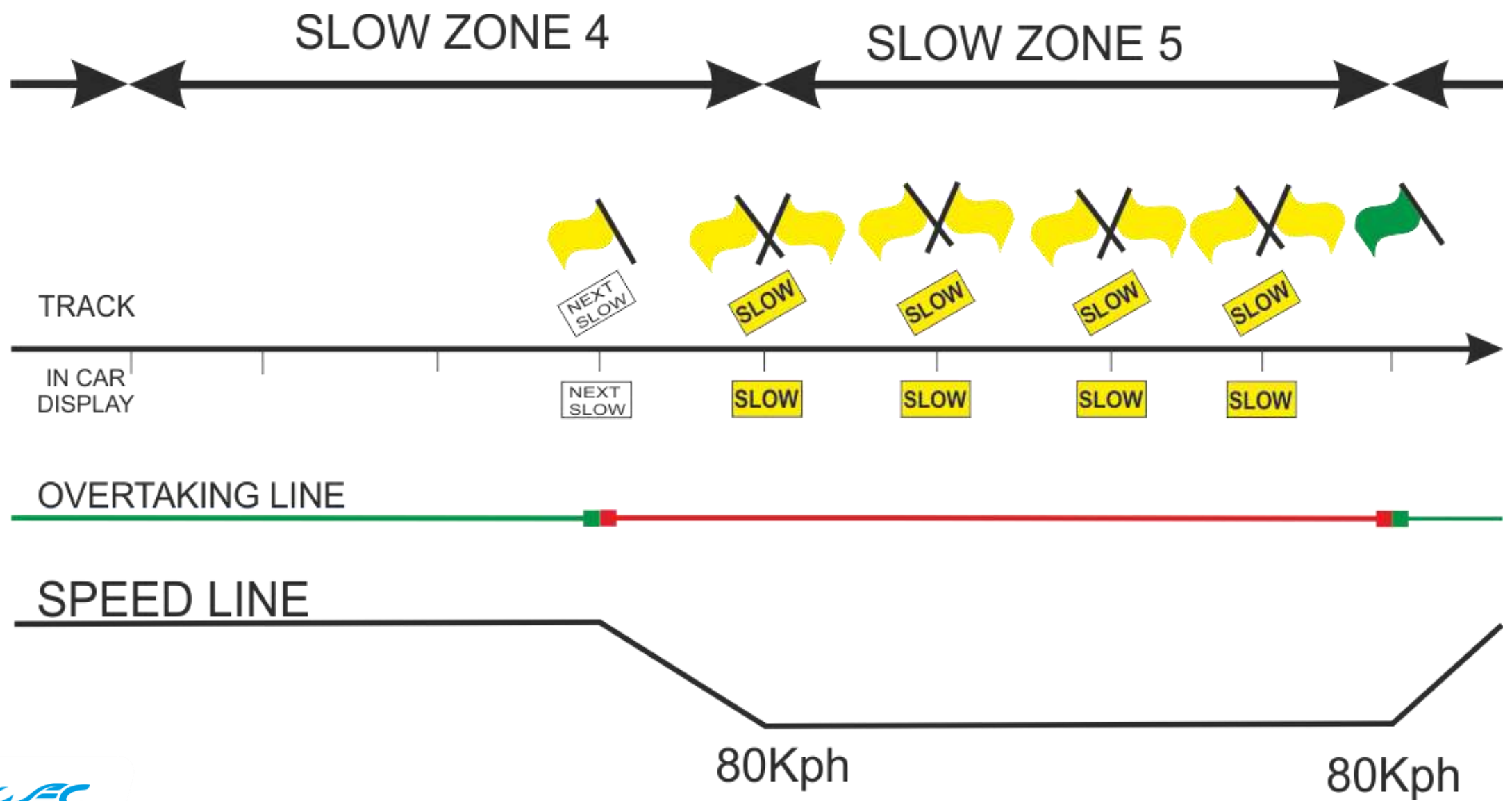
# SLOW ZONES

## 9 SLOW ZONES

**NEXT SLOW** is the MARSHAL POST preceding the start of the Slow Zones



# BEHAVIOUR IN SLOW ZONE



80Kph

80Kph

# NEXT SLOW



ONBOARD DISPLAY



MARSHAL SIGN  
& YELLOW FLAG



# NO OVERTAKING!

LIGHT PANEL






# SLOW ZONE



ONBOARD DISPLAY



MARSHAL SIGN &  
DOUBLE YELLOW FLAGS



**NO OVERTAKING!  
SINGLE FILE!**

# FULL COURSE YELLOW - FCY



AT LEAST A 15 SEC COUNTDOWN WILL BE GIVEN.



**PIT ENTRY CLOSED LIGHT WILL BE AUTOMATICALLY ACTIVATED ONCE FCY IS ANNOUNCED.  
CARS ARE ALLOWED TO PIT IN FREE PRACTICES.  
DURING THE RACE, THE LIGHT MUST BE RESPECTED AT ALL TIMES IT IS ACTIVATED.**



**DOUBLE WAVED YELLOW FLAGS IN THE AREA(S) OF THE INTERVENTION(S).**



# PIT ENTRY CLOSED LIGHT



# PIT ENTRY CLOSED LIGHT REPEATER



IN FRONT OF CAR #94



IN FRONT OF CAR #23



IN FRONT OF CAR #51

# RED FLAG DURING TEST DAY



THERE WILL BE NO COUNTDOWN PRECEDING A RED FLAG.



**ALL CARS TO SLOW DOWN SAFELY TO 80km/h, NO OVERTAKING & RETURN TO PIT LANE.**



**DOUBLE WAVED YELLOW FLAGS IN THE AREA(S) OF THE INTERVENTION(S).**



**WEC**  
FIA WORLD ENDURANCE  
CHAMPIONSHIP

# PART 2 bis

*SAFETY CAR*

**2024h**  
LE MANS®

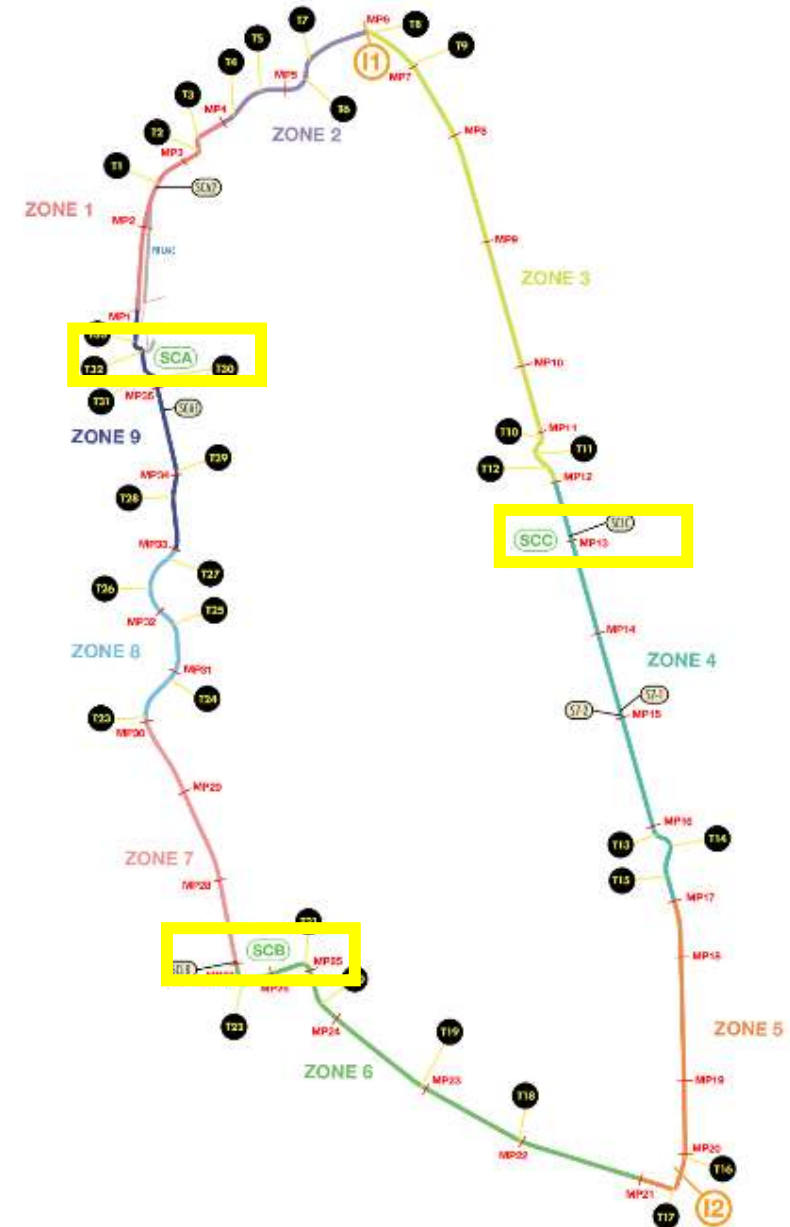
**SAFETY CAR TEST(S) WILL BE ORGANISED DURING THE TEST DAY – WE KINDLY ASK THE TEAMS TO STAY ON TRACK WHEN THE PROCEDURE IS BE DEPLOYED**



# 1) SAFETY CAR DEPLOYED

## SAFETY CAR DEPLOYED

- YELLOW FLAG AT EACH MP (DOUBLE YELLOW FLAG AT THE POST(S) WITH INTERVENTION(S))
- SC BOARDS AT EACH MP
- 3 SAFETY CARS ENTER THE TRACK AT THE POSITIONS DEFINED IN THE MAP





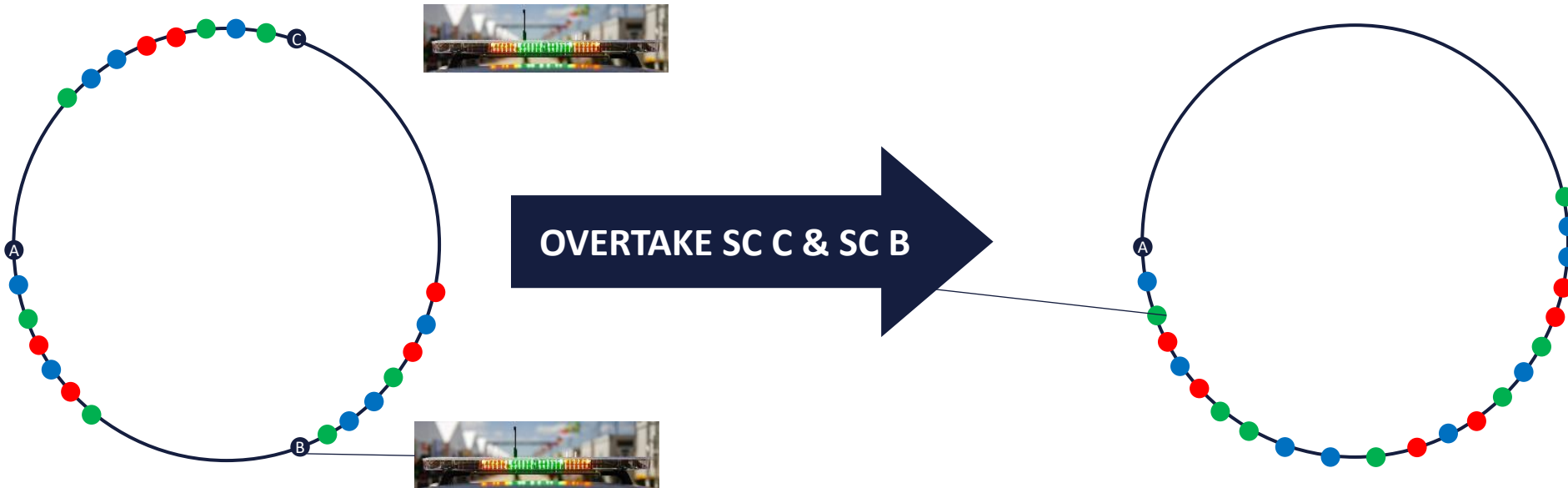
## 2) MERGING



ONBOARD DISPLAY

### INCIDENT CLEAR – PREPARE FOR MERGING – START MERGING

- SC B & SC C WILL TURN ON THE GREEN LIGHTS
- THE CARS BEHIND SC B & SC C WILL OVERTAKE THEIR SC – IN LINE – TO REJOIN THE LINE BEHIND SC A



# 3) PASS AROUND



ONBOARD DISPLAY

PREPARE FOR PASS AROUND

THE CARS BETWEEN THE SC AND THE LEADER OF THEIR CATEGORY WILL MOVE TO THE RIGHT




# 3) PASS AROUND



ONBOARD DISPLAY

## START THE PASS AROUND

ONCE INSTRUCTED BY THE RACE DIRECTOR, THOSE CARS WILL OVERTAKE THE SC – IN LINE - AND WILL DO THEIR BEST TO REJOIN THE BACK OF THE TAIL



## EVACUATION FROM THE TRACK



ACCESS FROM OUTSIDE

# TEAM MANAGERS INFORMATION



TIMETABLE V3



TEAM MANAGERS & DRIVERS BRIEFING: **Tuesday June 11<sup>th</sup> – 10am - WELCOME**



SUPPLEMENTARY REGULATIONS V3



WEC COMMITTEE DECISION N°41

- **Discord** should be on from 10mins before until 10mins after each session
- Pit wall radio will be tested 5mins before each session
- Race control access via Pit lane and Module Sportif entrance – 1<sup>st</sup> floor



SUPPORT RACE DURING THE TEST DAY: Ligier European Series

SUPPORT RACE DURING THE RACE WEEK: Lamborghini Super Trofeo Europe, Fun Cup, Road To Le Mans



Pit stop practices allowed when there is no track activity





## PADDOCK SECURITY AND FIRE SAFETY

France is currently placed on maximum terrorism vigilance status.

Any inconsistency or suspicious behaviour must be reported to the PC Organization, refer to the security note distributed with Team Information 24.  
Up to 3000 professionals are deployed on the event for your safety and security.

# Paddock Safety

**SMOKING IS STRICTLY PROHIBITED IN THE PADDOCK (WORKING AND SUPPORT PADDOCK) AND IN ALL LEVELS OF THE PIT BUILDING.**

**More than 200,000 litres of fuel are stored in the area. The paddock is places at the highest level of fire risk.**

**A smoking area is available in the support paddock**

**In case of violation, accreditation will be withdrawn. Financial penalties and report to the stewards may be enforced as well.**

**PLEASE MAKE SURE EVERY PERSON OF YOUR ORGANIZATION IS AWARE OF THESE INSTRUCTIONS.**



**THANK YOU**

*HAVE A GOOD TEST DAY!*

**2024h**  
LE MANS®