

TEAM MANAGERS BRIEFING NOTES

PIT LANE PROCEDURES

- 1) Team managers to ensure the drivers ID are correct.
- 2) Any person working over the 2.5m line must be in full safety gear as per the regulations.
- 3) Access to the working lane and the fast lane will be allowed by Race Control before the start of each session (including Free Practices, warm up and pit lane open).

RACE CONTROL

- 4) Access by the Module Sportif – 1st floor.
- 5) Discord and Pit Wall Radio to be turned on 10 minutes before the start of each session.
- 6) Other officials may send you messages on Discord; please confirm when the message is read.
- 7) Marshalling display in the car must be operational – in case of failure, Race Control must be informed.

GENERAL SAFETY AND INCIDENT PROCEDURES

- 8) If during a Red Flag, Safety Car, Slow Zone(s) or Full Course Yellow procedures, if your car encounters a problem: you must instruct your driver to leave the racing line immediately.
- 9) In case of accident
 - Do not stay on the radio: this can lead to unnecessarily deploying medical services or may result in a Red Flag.
 - If the car cannot continue:
 - The driver must leave the car as soon as possible.
 - The driver must help with the recovery operations.
 - Car must be left in neutral with steering wheel in position.
 - If the car can continue: the driver must stay in the car so that the marshal can hoist the car to a safe place.
 - If the “medical light” is activated, the driver must be examined by the medical services without delay.
- 10) When going through a gravel / run off area:
 - Zig-Zag / weave your car off track before rejoining to drop the gravel / dirt off the line.
- 11) If the car is stopped for technical reasons, the scrutineers will release the car when they are satisfied with the repairs.
- 12) In Hypercar category, it is up to each competitor to ensure that the car is electrically safe at all times. The car must either have the ERS operating light illuminated (green light) or have a distinctive sign (green hat) visible to all. This sign cannot be removed until the ERS lights is green.

ON TRACK DRIVING STANDARDS

- 13) Respect across all categories.
- 14) Blue flags (Appendix H ISC Article 2.5.5.e) are to be respected at any time.
- 15) Discord may be used between competitors to anticipate blue flags.
- 16) Track limits must be respected at all times.
 - Track limits will be monitored and listed on timing page 6.
 - Track limits are counted by driver by session. The race is considered as one session.
 - During all sessions, track limit infringements will lead to at least the deletion of the relevant lap time.
 - During sessions:
 - 4th offence in the session: warning flag.
 - 5th offence in the session: report to the Stewards.
 - During the race:
 - 11th offence in the race: warning flag
 - 12th offence in the race: report to the Stewards.

YELLOW AND DOUBLE YELLOW FLAGS – Appendix H of the ISC Article 2.5.5.b

- 17) Yellow flag(s) mean danger.
- 18) Reduce speed.
- 19) Forbidden to overtake.
- 20) Double Yellow Flags also mean that marshals and/or vehicles may be exposed, drivers must be ready to stop.
- 21) Should there be a yellow or double yellow flag at MP 25, it will always be pre-signalled at MP 24.

RED FLAG – 24 Hours of Le Mans Supplementary Regulations Article 14.2

- 22) During Free Practices, Qualifying sessions and Warm Up, when the Red Flag is deployed: all cars to 80 km/h and to come back in pit lane.
- 23) The Race Director may release the cars from the 80 km/h speed limit once passed the incident(s) to bring all the cars in the pit lane quicker.
- 24) During the Race, the Red Flag Line will be a virtual Line in front of the MICHELIN totem.

FULL COURSE YELLOW – 24 Hours of Le Mans Supplementary Regulations Article 14.5

- 25) Once FCY is deployed:
 - Yellow flags will be waved around the track and FCY board will be presented in the marshal posts.
 - Marshal post(s) of the intervention will be under double yellow flags.
 - FCY will be displayed on the onboard marshalling system.
 - All cars to slow down to 80 km/h – overtaking is forbidden.
- 26) Pit entry will close when the Race Director announces “FCY will be deployed at...”
 - ➔ During Free Practices, Qualifying sessions and Warm up, cars will be allowed to pit under FCY even if the pit entry closed light is turned on.

SLOW ZONES – 24 Hours of Le Mans Supplementary Regulations Article 14.9

- 27) The circuit is divided into 9 zones.
- 28) NEXT SLOW will be displayed in the MP preceding a zone. Single Yellow flags will be waved, overtaking is strictly forbidden.
- 29) SLOW will be displayed at the MP where the zone starts, double yellow flags will be waved. The car must be at 80 km/h at the MP where the Zone starts.
- 30) GREEN will be displayed on digital panels around the track (not on the onboard marshalling display) at the MP following the slow zone.

SAFETY CAR – 24 Hours of Le Mans Supplementary Regulations Article 14.6 – 14.7

- 31) The SC procedures will be in accordance with Art. 2.10 from Appendix H of the International Sporting Code and Article 14.6 or Article 14.7 of the 24 Hours Le Mans supplementary regulations.
 - a. SC A will enter/exit at MP 35
 - b. SC B will enter/exit at MP 27
 - c. SC C will enter/exit at MP 13
- 32) When entering the pit lane to perform a pit stop, it is the Team Manager responsibility to release its car under the correct Safety Car.
- 33) From when “Prepare for Pass Around” is announced, weaving is not allowed. Cars eligible to Pass Around will move to the RHS of the track; all other cars will remain in a single file behind the SC.
- 34) Once Race Control announces “START THE PASS AROUND” cars on the right will safely start overtaking the line of cars that are behind the SC on the left
- 35) Once RC informs that Pass Around has been concluded, cars in line behind the SC may resume weaving to help with tire temperatures.
- 36) In order to avoid the likelihood of accidents before the SC returns to its position, from the moment the lights on the car are extinguished, drivers must proceed at a pace which involves no erratic acceleration, braking, or any other manoeuvre which is likely to endanger other drivers or impede the restart.

- 37) At the end of the SC procedure, once the green flags are waved, overtaking is only allowed after each competition car has crossed the “Control Line”.
- 38) At the end of the SC procedure, pit exit will only go green after the last car in line behind SC A has passed SC Line 2.
- 39) If at any given moment the SC has to bring the field by the pit lane, it will be informed via the timing monitors. In this case all cars must follow the SC by the pit lane. At pit exit the SC will pass on the RHS of the RFID, as well as all cars following the SC.

MISCELLANEOUS

- 40) Please visit the FIA Anti-Doping Campaign ‘Race True’ website – <http://www.fia.com/fia-race-true-e-learning> .
- 41) Please acquaint yourself with the Appendix C of the International Sporting Code.
- 42) International Sporting Code and appendixes must be respected during Competitions.
- 43) When placing tensor barriers in front of your garages during the other race activities, please bear in mind that the other races also need space to work, and it is not reasonable to force them to work in the fast lane.

Eduardo Freitas

Le Mans, 10/06/2024

24 Hours of Le Mans Race Director

DRIVERS BRIEFING NOTES

Centre line	13.625,7 m	Pit in at	13.486,9 m
Int 1 at	1.899,09 m	Pit out at	394 m
Int 2 at	7.670,63 m	Pit in to pit out	533,5 m
Top speed at	3.764 m	Loop 400 at	249,2 m
Porsche in at	11.475,05 m	Lap by the pits	13.608 m
Porsche out at	12.504,4 m	Ford in at	13.277,4 m
Pole position	Left	Ford out at	13.469,78 m
Start line offset	144,12 m	Pit entry closed light repeaters	In front of cars #94 - #23 - #51
Red flag line	At the Michelin totem	Safety car A turn off lights	MP 27 (Arnage)
Race director signalling place	RHS at Control Line & MP 27	Scrutineering	Welcome
Entering pit lane respect	Left	Repeater of RD signalling	MP 27 (Arnage)
Exiting pit lane respect	Left until SC Line 2	Sporting regulations	V3
Openings of track	Orange	Timetable	V3

PIT LANE PROCEDURES

- 1) Maximum speed in pit lane: 60 km/h.
- 2) Pit lane speed must be respected from pit in loop (60 km/h marker board) to pit out loop (60 km/h marker board).
- 3) Red / green at pit exit must be respected at all times.
- 4) If the red lights are on at pit exit: any car waiting at pit exit must stop before the RFID or 3 meters before the pit exit line.
- 5) Cars can be stopped by scrutineering at any time; drivers must respect the signal of the scrutineers.
- 6) Any car driving unnecessarily slow in the fast lane will be reported to the Stewards.

GENERAL SAFETY AND INCIDENT PROCEDURES

- 7) Judges of fact will be appointed to control sporting details from the Regulations.
- 8) On-board marshalling system will be used.
- 9) At all times on track, whether it is a flag or a light panel, the more restrictive will prevail, irrelevant of its source.
- 10) In case of accident
 - Signal to the marshals that you are OK as soon as possible ('thumbs up').
 - Do not stay on radio to your team: this can lead to unnecessarily deploying medical services or may result in a Red Flag.
 - If you cannot continue:
 - Leave the car as soon and as safely as possible.
 - Help with the recovery operations.
 - Car must be left in neutral with steering wheel in position.
 - If you can continue stay in the car so that the marshal can hoist you to a safe place.
- 11) During a Red Flag, Safety Car, Slow Zone(s) or Full Course Yellow procedures, if you encounter a problem: you must leave the racing line immediately.
- 12) When going through a gravel / run off area:
 - Zig-Zag / weave your car off track before rejoining to drop the gravel / dirt off the line.
- 13) In case of recovery from the gravel at MP 20, you will be placed on the asphalt at the roundabout, and you should go around the roundabout (Anti clockwise direction) to shake out the gravel before re-joining.
- 14) Any driver exiting MP32 that must use the runoff area once the car has crossed the blue line on drivers RHS with the 4 wheels then that driver must remain to the right of the blue line and must re-join the track on RHS at MP33.

ON TRACK DRIVING STANDARDS

- 15) Respect across all categories.
- 16) Blue flags (Appendix H ISC Article 2.5.5.e)) are to be respected at any time.
- 17) Discord may be used between competitors to anticipate blue flags.
- 18) It is up to the faster car to find a way to overtake in traffic: slower cars must stick to the racing line.
- 19) Track limits must be respected at all times.
 - Track limits will be monitored and listed on timing page 6.
 - Track limits are counted by driver by session. The race is considered as one session.
 - During all sessions, track limit infringements will lead to at least the deletion of the relevant lap time.
 - During sessions:
 - 4th offence in the session: warning flag.
 - 5th offence in the session: report to the Stewards.
 - During the race:
 - 11th offence in the race: warning flag
 - 12th offence in the race: report to the Stewards.

YELLOW AND DOUBLE YELLOW FLAGS – Appendix H of the ISC Article 2.5.5.b

- 20) Yellow flag(s) means danger.
- 21) Reduce speed.
- 22) Forbidden to overtake.
- 23) Double Yellow Flags also mean that marshals and/or vehicles may be exposed, drivers must be ready to stop.
- 24) Should there be a yellow or double yellow flag at MP 25, it will always be pre-signalled at MP 24.

RED FLAG – 24 Hours of Le Mans Supplementary Regulations Article 14.2

- 25) During Free Practices, Qualifying sessions and Warm Up, when Red Flag is deployed: all cars to 80 km/h and to come back in pit lane.
- 26) If deemed appropriate, the Race Director may release the cars from the 80 km/h speed limit once passed the incident to bring all the cars in the pit lane quicker.

FULL COURSE YELLOW – 24 Hours of Le Mans Supplementary Regulations Article 14.5

- 27) Once FCY is deployed:
 - FCY will be displayed on the onboard marshalling system.
 - All cars to slow down to 80 km/h – overtaking is forbidden.
 - Yellow flags will be waved around the track and FCY board will be presented from the marshal posts.
 - Marshal post(s) preceding the intervention(s) will be showing double yellow flags.

Pit entry will close when the Race Director announces “FCY will be deployed at...”

- ➔ In Free Practices, Qualifying sessions and Warm Up, you will be allowed to pit under FCY even if the pit entry closed light is turned on.

SLOW ZONES – 24 Hours of Le Mans Supplementary Regulations Article 14.9

- 28) The circuit is divided into 9 zones.
- 29) “NEXT SLOW” will be displayed in the MP preceding a zone. Single Yellow flags will be waved, overtaking is strictly forbidden.
- 30) “SLOW” will be displayed at the MP where the zone starts, double yellow flags will be waved. The car must be at 80 km/h at the MP where the Zone starts.
- 31) GREEN will be displayed on digital panels around the track (not on the onboard marshalling display) at the MP following the slow zone.

SAFETY CAR – 24 Hours of Le Mans Supplementary Regulations Article 14.6 – 14.7

- 32) The SC procedures will be in accordance with Art. 2.10 from Appendix H of the International Sporting Code and Article 14.6 or Article 14.7 of the 24 Hours Le Mans supplementary regulations.
 - a. SC A will enter/exit at MP 35
 - b. SC B will enter/exit at MP 27
 - c. SC C will enter/exit at MP 13
- 33) When entering the pit lane to perform a pit stop, it is the Team Manager responsibility to release its car behind the correct Safety Car.
- 34) Stalling in the fast lane and blocking other cars, because the team has released the car from the stopping area too early will be reported to the stewards.
- 35) From when “Prepare for Pass Around” is announced, weaving is not allowed. Cars eligible to Pass Around will move to the RHS of the track; all other cars will remain in a single file behind the SC.
- 36) Cars eligible for the pass around will line up on the right-hand side, and may only start overtaking the line behind the SC once RC announces “START THE PASS AROUND”.
- 37) Once RC informs that Pass Around has been concluded, cars in line behind the SC may resume weaving to help with tire temperatures.
- 38) In order to avoid the likelihood of accidents before the SC returns to its position, from the moment the lights on the car are extinguished, drivers must proceed at a pace which involves no erratic acceleration, braking, or any other manoeuvre which is likely to endanger other drivers or impede the restart.
- 39) At the end of the SC procedure, once the green flags are waved, overtaking is only allowed after each competition car has crossed the “Control Line”.
- 40) At the end of the SC procedure, pit exit will only go green after the last car in line behind SC A has crossed SC Line 2.
- 41) If at any given moment the SC has to bring the field by the pit lane, it will be informed via the timing monitors. In this case all cars must follow the SC by the pit lane. At pit exit the SC will pass on the RHS of the RFID, as well as all cars following the SC.

MISCELLANEOUS

- 42) Please visit the FIA Anti-Doping Campaign ‘Race True’ website – <http://www.fia.com/fia-race-true-e-learning> .
- 43) Please acquaint yourself with the Appendix C of the International Sporting Code.
- 44) International Sporting Code and appendixes must be respected during Competitions.

Eduardo Freitas

Le Mans, 10/06/2024

24 Hours of Le Mans Race Director

2024h LE MANS®

12 AU 16
JUIN

DRIVERS & TEAM MANAGERS BRIEFING

Tuesday June 11th 2024

PART 1

TRACK & PIT LANE

2024h
LE MANS®

CIRCUIT MAP

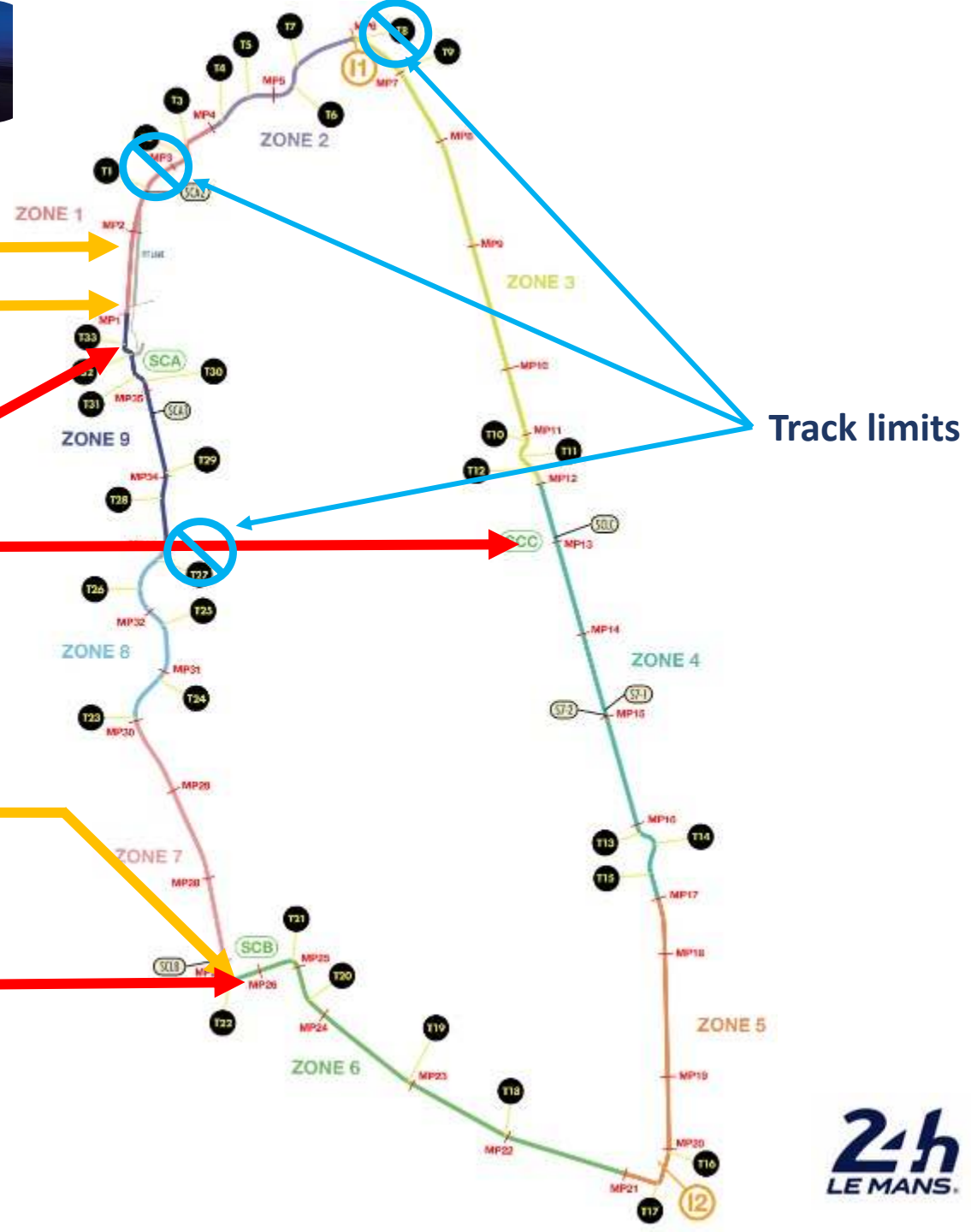
VIRTUAL RED FLAG LINE AT THE MICHELIN TOTEM
CONTROL LINE / RD SIGNALLING

SCA ENTERS / LEAVES THE TRACK

SCC ENTERS / LEAVES THE TRACK

RD SIGNALLING REPEATER MP27

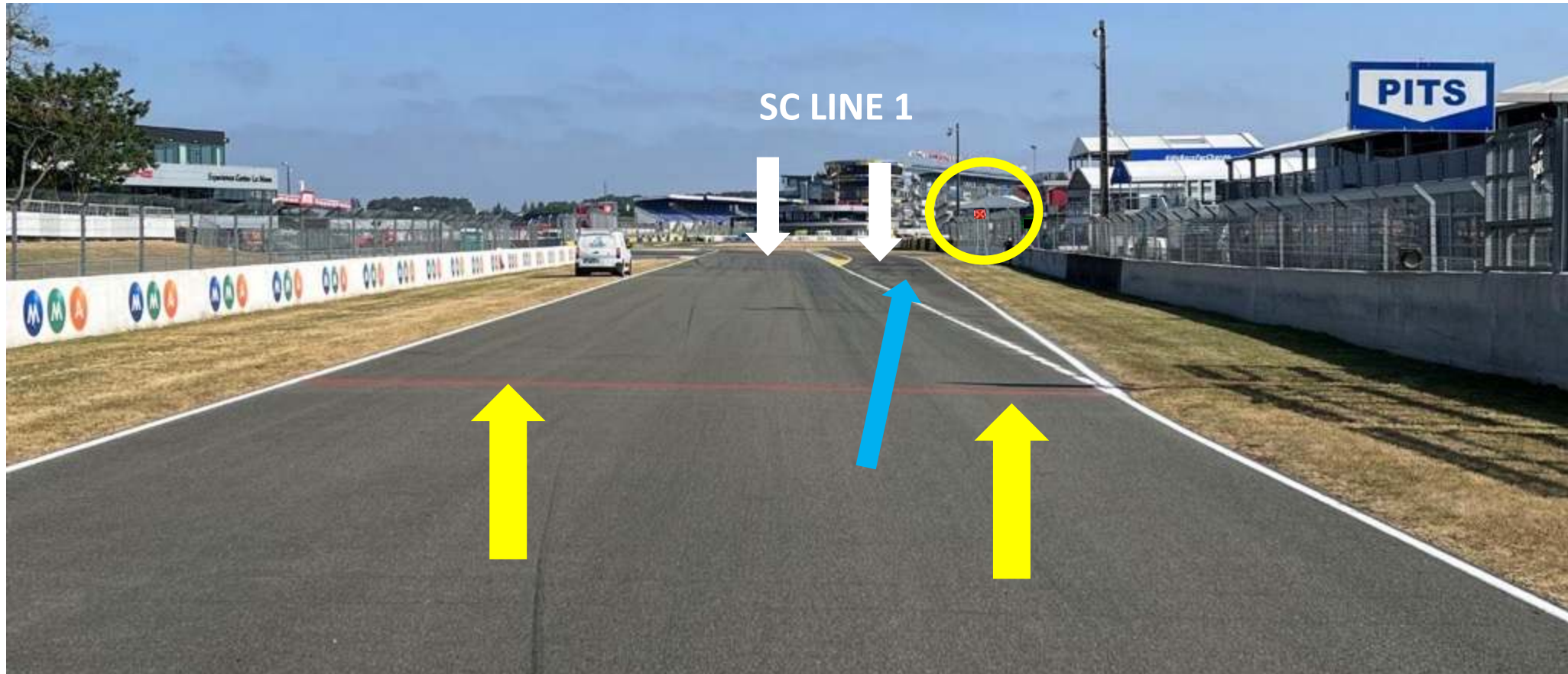
SCB ENTERS / LEAVES THE TRACK
SCA LIGHTS OFF MP27




Track limits

PIT ENTRY ROAD

THE DOTTED LINE ON THE RHS MUST BE RESPECTED AS TRACK LIMITS BY THE CARS THAT STAY ON TRACK.
A CAR WILL BE CONSIDERED AS COMMITTED TO THE PIT LANE IF THE CAR'S TRANPONDER HAS CROSSED THE TRANSVERSAL RED LINE BEFORE THE PIT ENTRY CLOSED SIGNAL IS ACTIVATED



SAFETY CAR LINE 1



PIT ENTRY LOOP




**60KPH PIT LANE SPEED
LIMIT STARTS HERE**

START OF THE WORKING LIMITS



SCRUTINEERING AT PIT ENTRY

A TRAFIC LIGHT OR A FLAG WILL INDICATE TO DRIVERS THEY HAVE TO STOP AT THE TENT ON THE RHS UNDER THE PODIUM

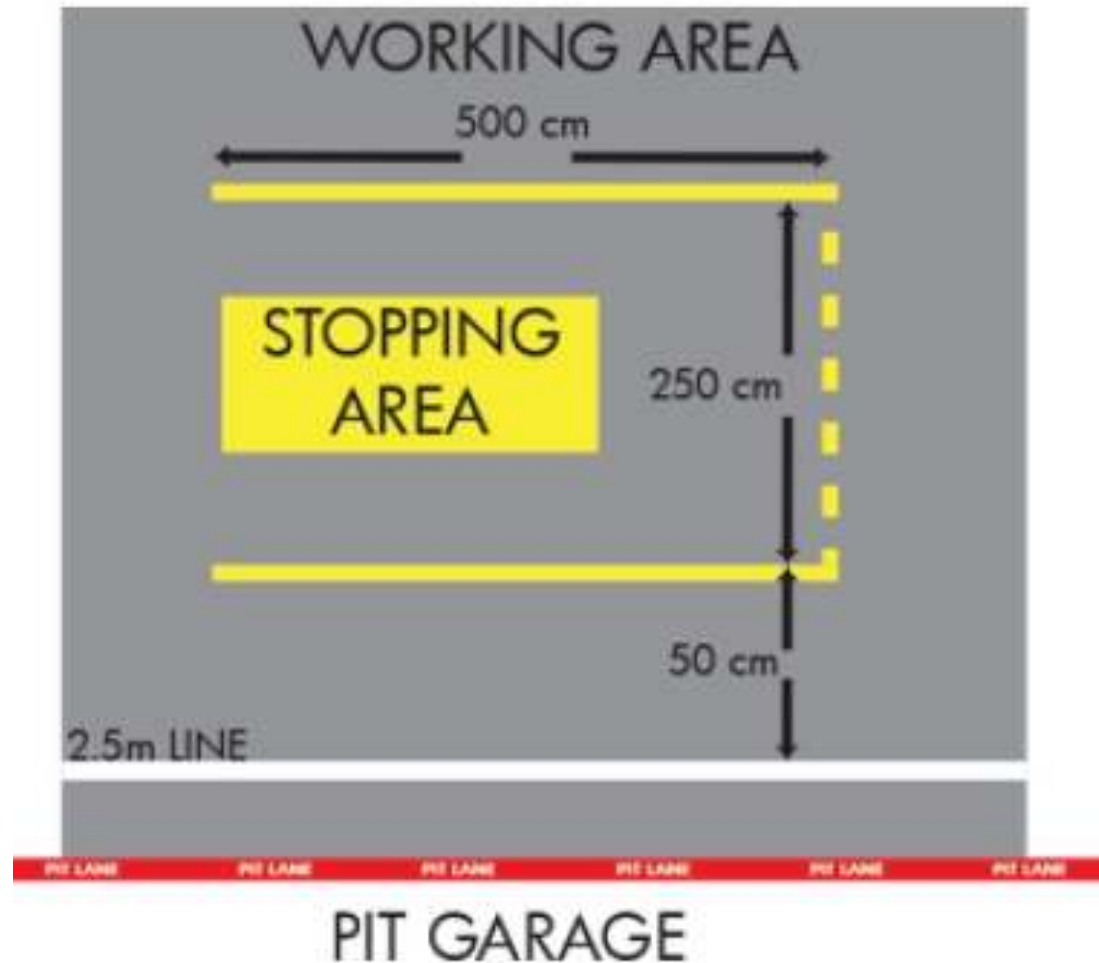


PIT LANE AREAS




PIT STOP OPERATION

THE CAR CONTROLLER (LOLLIPOP MAN) IS RESPONSIBLE FOR THE CONTROL OF THE PIT STOP & IT'S SAFETY – NOT ALLOWED TO DO ANY OTHER OPERATION.

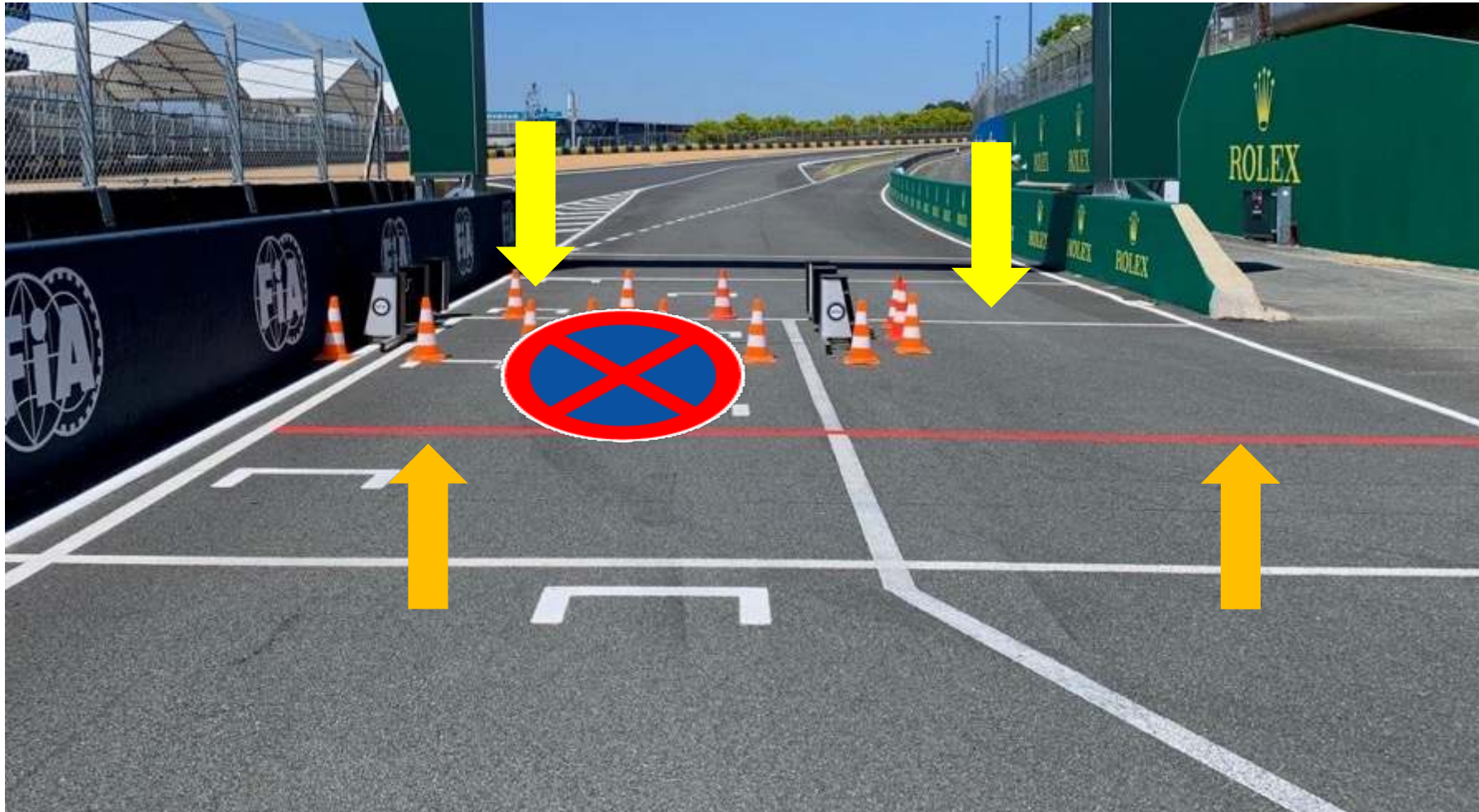


RFID AT PIT EXIT



PIT EXIT – END OF THE 60KPH – END OF THE WORKING LIMITS

WHEN RED AT PIT EXIT - PLEASE STOP BEFORE RED LINE



START AND END OF THE WORKING LIMITS




PIT EXIT ROAD



SAFETY CAR LINE 2




TRACK OPENINGS IN ORANGE



LIGHT PANELS



TRACK LIMITS MP3 – BEFORE THE BRIDGE



TRACK LIMITS MP6




GRAVEL BED AT MP20

USE THE ROUNDABOUT ANTICLOCK WISE TO REMOVE THE GRAVEL BEFORE REJOINING THE RACING LINE

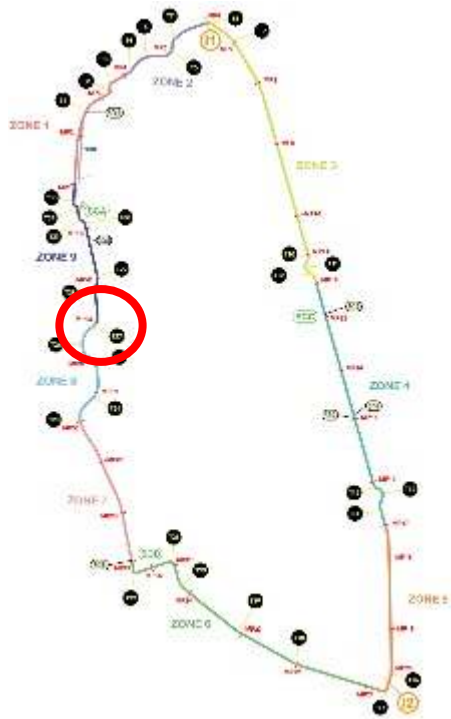
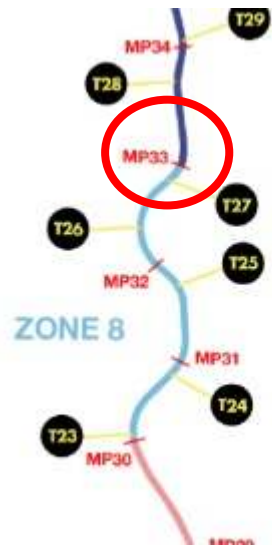


RUN OFF MP32




IF YOU USE THE RUN OFF AREA WITH THE 4 WHEELS AT THE RHS OF THE BLUE LINE, YOU MUST STAY AT THE RHS OF THE BLUE LINE ALL ALONG UNTIL MP 33

TRACK LIMITS MP33




RD SIGNALLING



RD SIGNALLING REPEATER ARRANGE



ONBOARD MARSHALING DISPLAY



QUESTIONS



WEC
FIA WORLD ENDURANCE
CHAMPIONSHIP

24h
LE MANS

PART 2

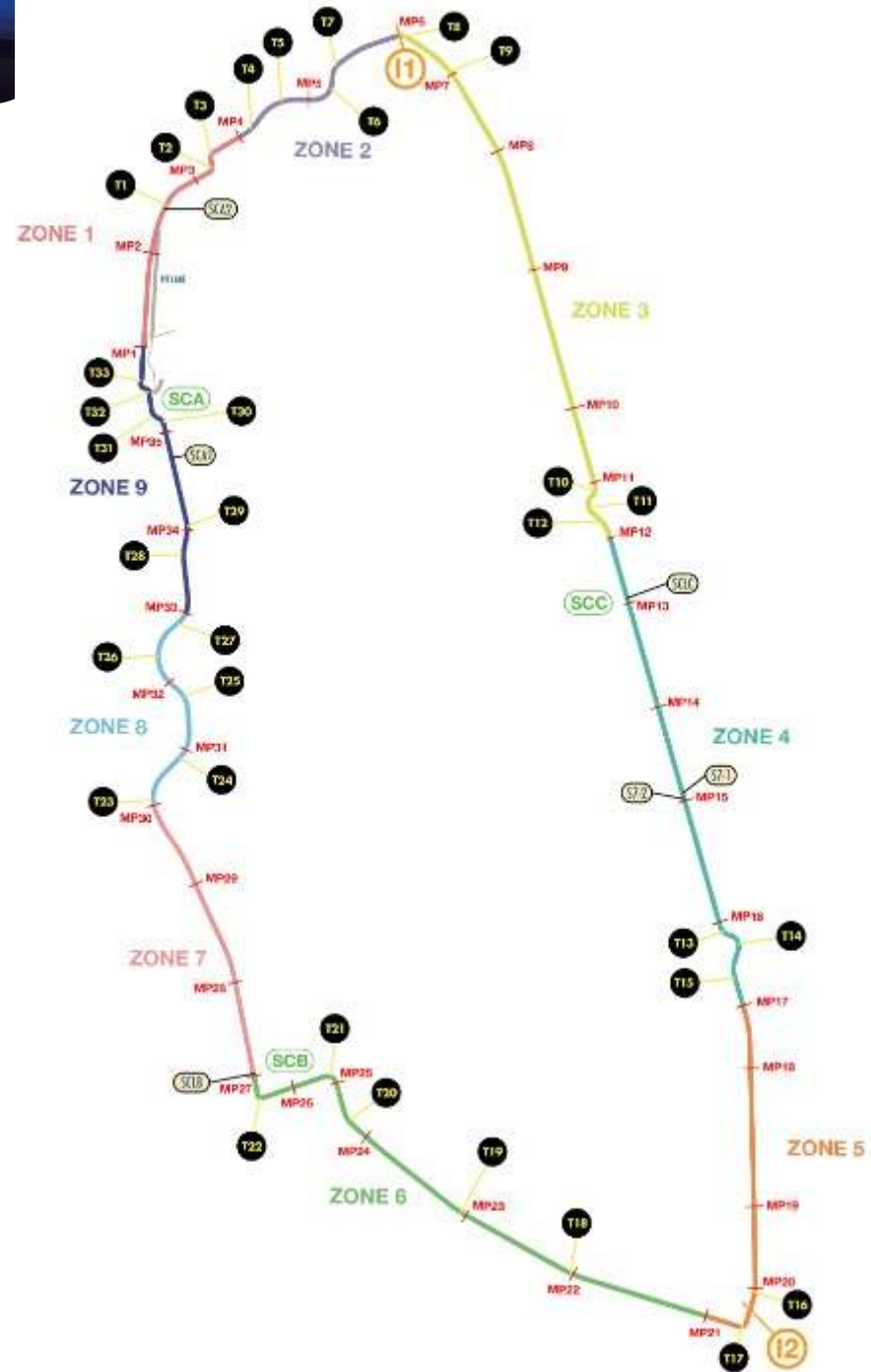
NEUTRALISATIONS

2024h
LE MANS®

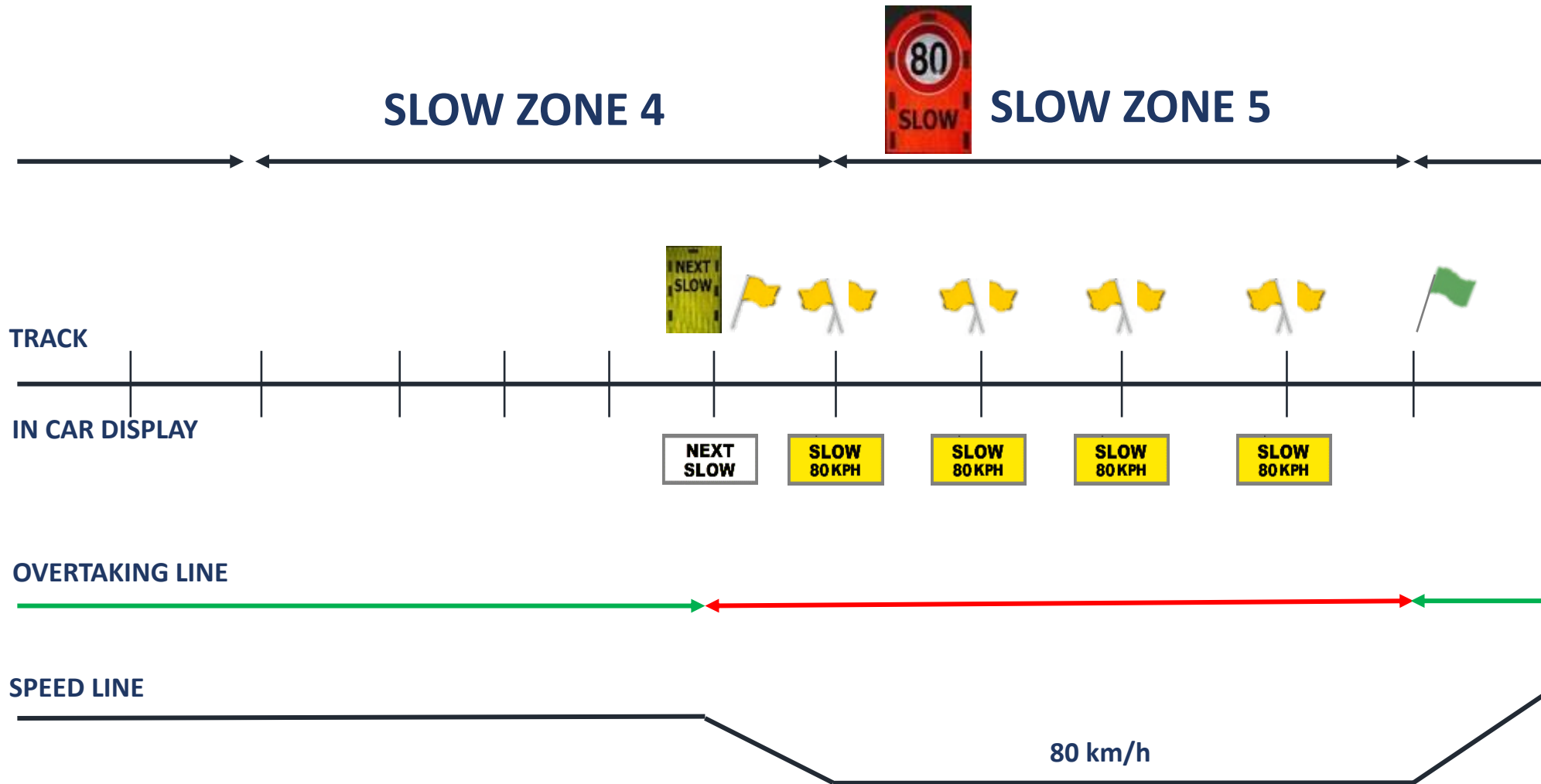
SLOW ZONES

9 SLOW ZONES

NEXT SLOW is the MARSHAL POST preceding the start of the Slow Zones



BEHAVIOUR IN SLOW ZONE



NEXT SLOW



ONBOARD DISPLAY

NO OVERTAKING!

LIGHT PANEL



MARSHAL SIGN - YELLOW FLAG



SLOW ZONE



ONBOARD DISPLAY

**NO OVERTAKING!
SINGLE FILE!**



MARSHAL SIGN
DOUBLE YELLOW FLAGS



**ABSOLUTLY NO WEAVING
IN THE AFFECTED AREA(S)**



FULL COURSE YELLOW - FCY



AT LEAST A 15 SEC COUNTDOWN WILL BE GIVEN.



**PIT ENTRY CLOSED LIGHT WILL BE AUTOMATICALLY ACTIVATED ONCE FCY IS ANNOUNCED.
CARS ARE ALLOWED TO PIT IN FREE PRACTICES.
DURING THE RACE, THE LIGHT MUST BE RESPECTED AT ALL TIMES IT IS ACTIVATED.**



DOUBLE WAVED YELLOW FLAGS IN THE AREA(S) OF THE INTERVENTION(S).

PIT ENTRY CLOSED LIGHT



WEC
FIA WORLD ENDURANCE
CHAMPIONSHIP

24h
LE MANS

PIT ENTRY CLOSED LIGHT REPEATER



IN FRONT OF CAR #94




IN FRONT OF CAR #23




IN FRONT OF CAR #51

RED FLAG DURING PRACTICES



THERE WILL BE NO COUNTDOWN PRECEDING A RED FLAG.

ALL CARS TO SLOW DOWN SAFELY TO 80km/h, NO OVERTAKING & RETURN TO PIT LANE.



DOUBLE WAVED YELLOW FLAGS IN THE AREA(S) OF THE INTERVENTION(S).



RED FLAG PROCEDURE DURING THE RACE

VIRTUAL RED FLAG LINE AT THE MICHELIN TOTEM

**1st CAR TO ARRIVE TO STOP ON THE LHS
ALL THE OTHER CARS TO LINE UP BEHIND**



QUESTIONS



PART 2 bis

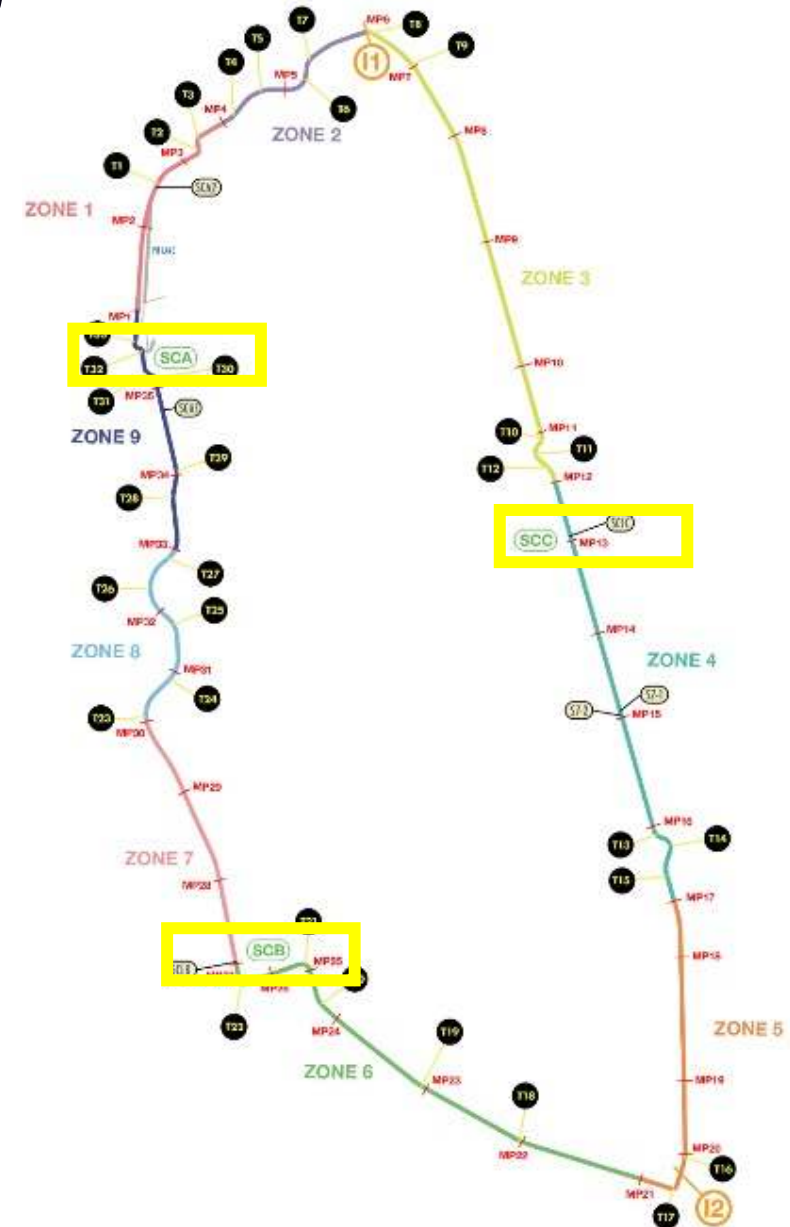
SAFETY CAR

2024h
LE MANS®

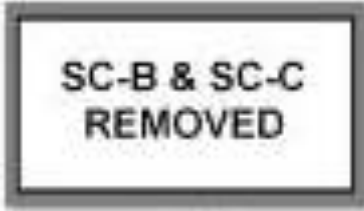
1. SAFETY CAR DEPLOYED

SAFETY CAR DEPLOYED

- YELLOW FLAG AT EACH MP (DOUBLE YELLOW FLAG AT THE POST(S) WITH INTERVENTION(S))
- SC BOARDS AT EACH MP
- 3 SAFETY CARS ENTER THE TRACK AT THE POSITIONS DEFINED IN THE MAP



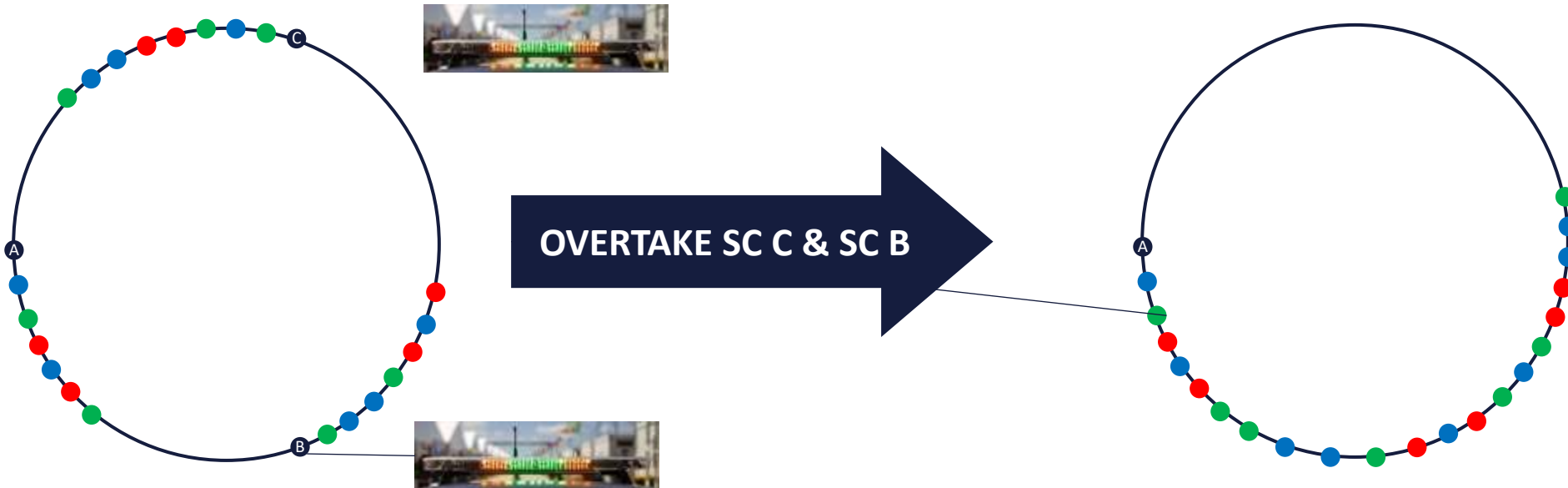
2. MERGING



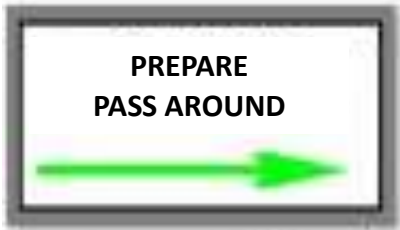
ONBOARD DISPLAY

INCIDENT CLEAR – PREPARE FOR MERGING – START MERGING

- SC B & SC C WILL TURN ON THE GREEN LIGHTS
- THE CARS BEHIND SC B & SC C WILL OVERTAKE THEIR SC – IN LINE – TO REJOIN THE LINE BEHIND SC A



3. PASS AROUND



ONBOARD DISPLAY

PREPARE FOR PASS AROUND



THE CARS BETWEEN THE SC AND THE LEADER OF THEIR CATEGORY WILL MOVE TO THE RIGHT



3. PASS AROUND



ONBOARD DISPLAY


START THE PASS AROUND



ONCE INSTRUCTED BY THE RACE DIRECTOR, THOSE CARS WILL OVERTAKE THE SC – IN LINE - AND WILL DO THEIR BEST TO REJOIN THE BACK OF THE TAIL

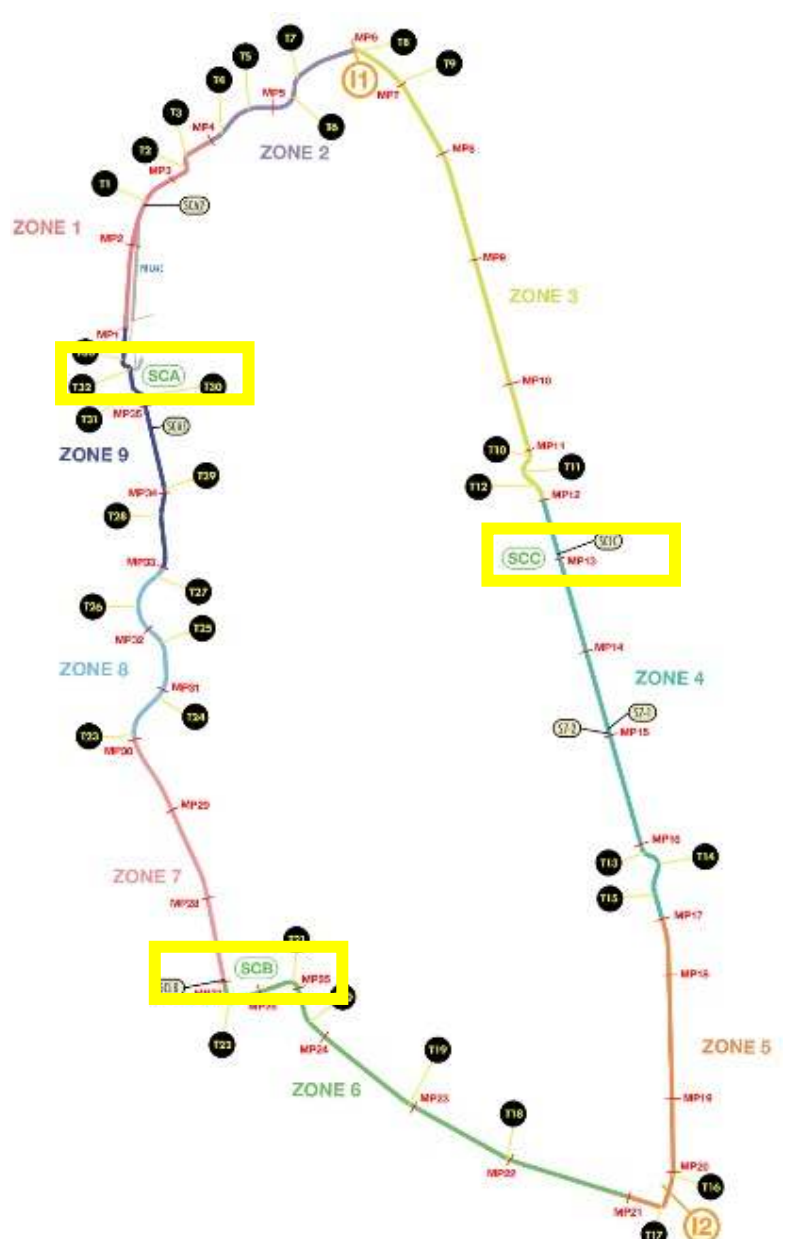


4. END OF THE PROCEDURE



RACE RESTART ONCE PHYSICALLY CROSSED THE CONTROL LINE

SC IN THE LAST 60 MINUTES



Behind SC A, you may only overtake after the Control Line (MP1)



Behind SC C, overtake after passing the line at MP 13 (after first chicane)



Behind SC B, overtake after passing the line at MP 27 (after Arnage)

QUESTIONS



WEC
FIA WORLD ENDURANCE
CHAMPIONSHIP

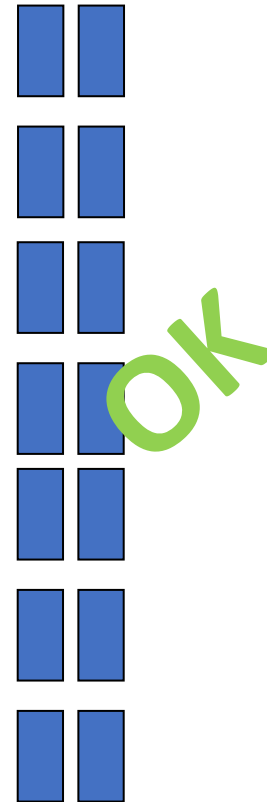



24h
LE MANS

PART 3

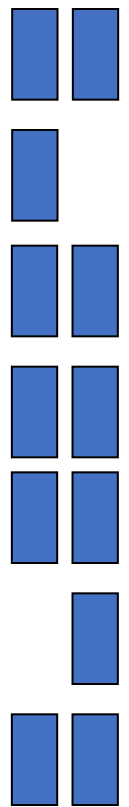
RACE PROCEDURES

2024h
LE MANS®

FORMATION AT RACE START



IF A CAR IS MISSING GAP TO BE RESPECTED




FORMATION AT RACE START

GRID FORMATION EXITING MP33



START LIGHTS



PARC FERME AFTER THE RACE

ALL CARS TO PARC ON THE 'LE MANS' LOGO - PARC FERME WILL OPEN AT 20:00



EVACUATION FROM THE TRACK



ACCESS FROM OUTSIDE

QUESTIONS



WEC
FIA WORLD ENDURANCE
CHAMPIONSHIP

24h
LE MANS

TEAM MANAGERS INFORMATION



TIMETABLE V3



TOP 4 STARTING DRIVERS MEETING: Friday June 14th – 11am – Room 305



SUPPLEMENTARY REGULATIONS V3

- **Discord** should be on from 10mins before until 10mins after each session
- Pit wall radio will be tested 5mins before each session
- Race control access via Pit lane and Module Sportif entrance – 1st floor



WEC COMMITTEE DECISION N°41



SUPPORT RACE: Lamborghini Super Trofeo Europe, Fun Cup, Road To Le Mans



Pit stop practices allowed when there is no track activity

THANK YOU

**** HAVE A GOOD AND SAFE RACE ****

STAY BEHIND – Ceremony presentation

2024h
LE MANS®

PART 4

HYPERPOLE & START CEREMONY

2024h
LE MANS®

***HYPERPOLE
CEREMONY***

24h
LE MANS®

*THESE PROCEDURES MUST BE STRICTLY
RESPECTED*

**TEAM MANAGERS MUST MAKE SURE THAT ALL
DRIVERS AND TEAM CREW INVOLVED ARE
INFORMED OF THESE PROCEDURES**

HYPERPOLE CEREMONY

Cars, driver and team managers of pole sitters of each category (Hypercar, LMP2 and LMGT3) are required to attend the Hyperpole Ceremony on track

*Instructions for the procedure to be communicated via **the Race Control radio channel** –all polesitters should stay tuned until the end of the Hyperpole ceremony*

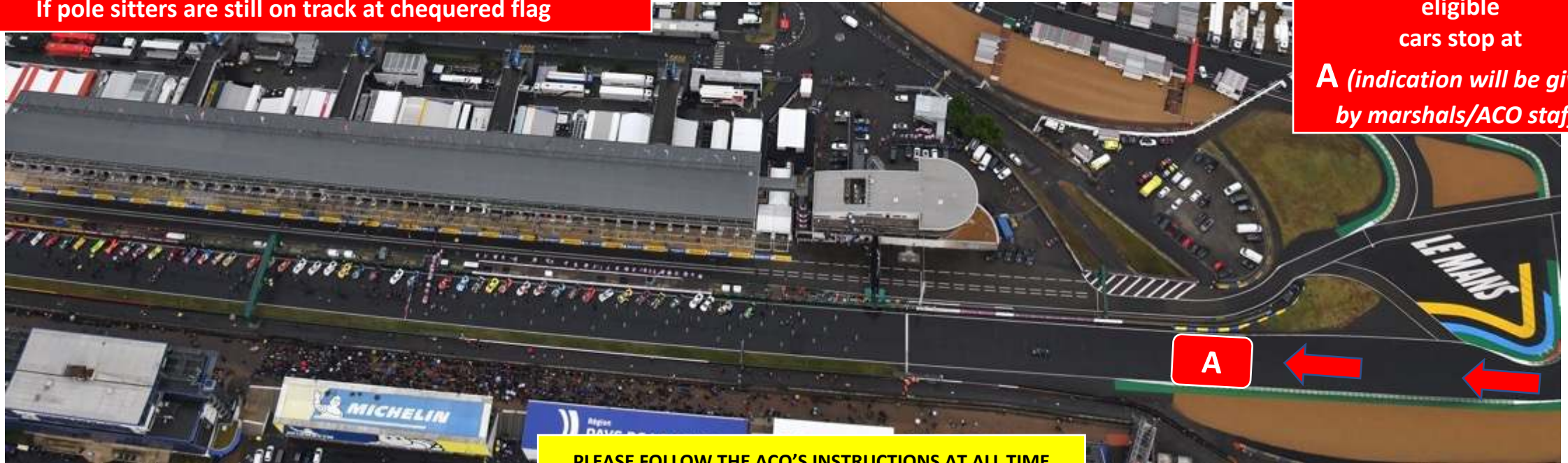
HYPERPOLE CEREMONY



**AT THE END OF THE HYPERPOLE SESSION
CARS ON TRACK AT THE CHEQUERED FLAG**

PROCEDURE

If pole sitters are still on track at chequered flag



After cool down lap,
eligible
cars stop at
A (indication will be given
by marshals/ACO staff)

PLEASE FOLLOW THE ACO'S INSTRUCTIONS AT ALL TIME
AND STAY TUNED IN THE RACE CONTROL RADIO CHANNEL



HYPERPOLE CEREMONY



**AT THE END OF THE HYPERPOLE SESSION
CARS IN PITS AT CHEQUERED FLAG**

PROCEDURE

If pole-sitters are already in their pit at Chequered flag

When all cars have rejoined their pit, any eligible car for the ceremony which is in his garage, will be required to join zone A. The signal will be given by officials to start the engine and drive in the pit lane (reverse direction as shown in map below – very slow speed)



PLEASE FOLLOW THE ACO'S INSTRUCTIONS AT ALL TIME
AND STAY TUNED IN THE RACE CONTROL RADIO CHANNEL



HYPERPOLE CEREMONY

The 3 cars are parked (from right to left) LMGT3, Hypercar and LMP2

PLEASE FOLLOW THE ACO'S INSTRUCTIONS AT ALL TIME AND STAY TUNED IN THE RACE CONTROL RADIO CHANNEL



B
Cars stop after Rolex Bridge
Drivers get out of their car
Trophy Ceremony + ITW

←
FROM A TO B AREAS
3 Polemen
Cars stop (ACO staff / marshals)
Engine Start when instructed by organization
Start of Ceremony
Parade at low speed to join zone B

A
Waiting area Polemen
From driver's right to left: LMGT3, Hypercar and LMP2

HYPERPOLE CEREMONY

IN CASE OF CRASH OR TECHNICAL ISSUES



If the driver is unable to attend (crash, etc...) or should the car does not start (for any reason) ACO staff will assist, please follow their instructions.



HYPERPOLE CEREMONY

TEAM MANAGER'S ACCESS TO THE CEREMONY AREA




PEOPLE ALLOWED IN THE CEREMONY AREA

3 Polemen + 3 Team managers

Ceremony area

20H35
via the central gate
to the track




HYPERPOLE CEREMONY



ONLY ONE TEAM PHOTOGRAPHER PER POLE SITTER WILL BE ALLOWED IN THE MEDIA ZONE OF THE HYPERPOLE CEREMONY

ACCESS VIA P5C UNDER THE SUPERVISION OF THE ACO COMMUNICATION DEPT.



HYPERPOLE CEREMONY

END OF CEREMONY : CARS GO BACK TO SCRUTINEERING



The track must be cleared at 21H12

20H58

The 3 cars are pushed by mechanics to the scrutineering bay

20H58

The 3 pole sitters & team managers can go back to pit lane by the central gate

20H58

Mechanics can access the track to pick-up the cars



***STARTING
PROCEDURE &
CEREMONY***

24h
LE MANS®

GRID WALK WRISTBANDS ARE MANDATORY TO ACCESS THE GRID

**17 GRID WALK WRISTBANDS (PER ENTERED CAR) HAVE
BEEN DISTRIBUTED TO THE TEAM (INCLUDING THE
DRIVERS) – DRIVERS NOT WEARING A WRISTBAND
WON'T BE ALLOWED ON THE GRID**

*Grid walk wristband is mandatory to access the grid (even if H-60 mention on
the pass or wearing an overall) Overalls are not mandatory to access to the
Grid*

STARTING PROCEDURE & CEREMONY

13:15 (PIT LANE OPEN) → 13:30 (PIT LANE CLOSE)

Cars must not be pushed to their grid position but must be driven by the track up until their grid position.

The cars will be parked in ear of corn in the middle of the starting straight and you will have to install a separation (tensator type)

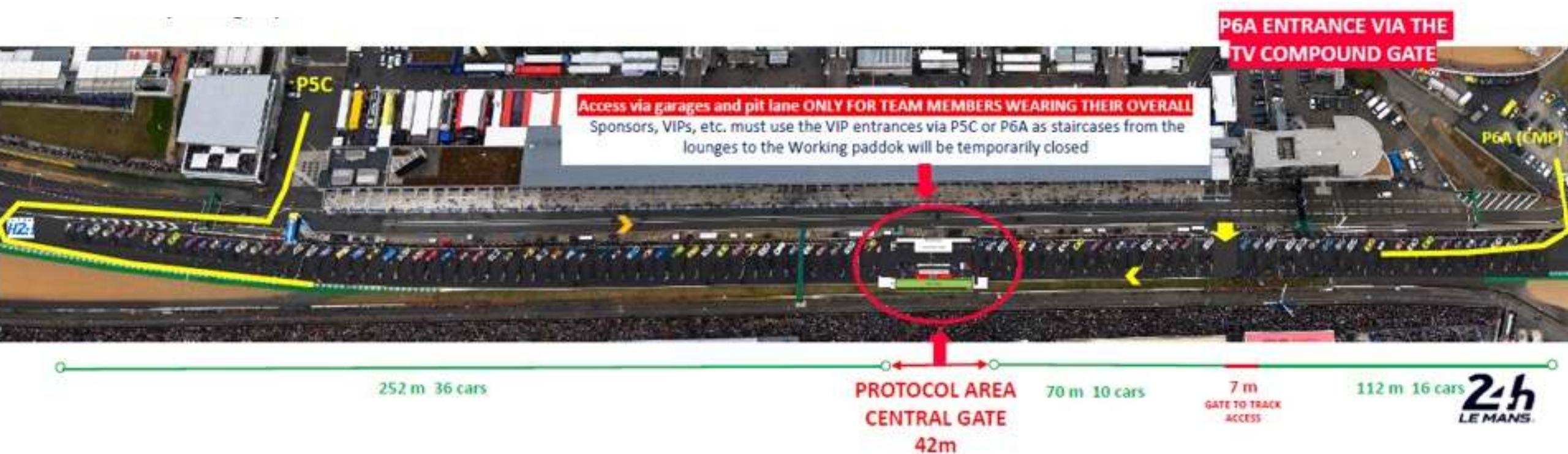
It is the responsibility of the competitor to provide his own tensators) all around your car



STARTING PROCEDURE & CEREMONY

GRID WALK ACCESS

- 13:20 – 13:50 : Stand by for **GUESTS to access the grid walk via P5C or P6A ONLY**
- 13:35 – 15:00 : Grid walk



STARTING PROCEDURE & CEREMONY

GRID WALK EVACUATION


14h35 – 15h00 SOUTH PART
14h35 – 15h00 NORTH PART

P6A (CMP)

P5C

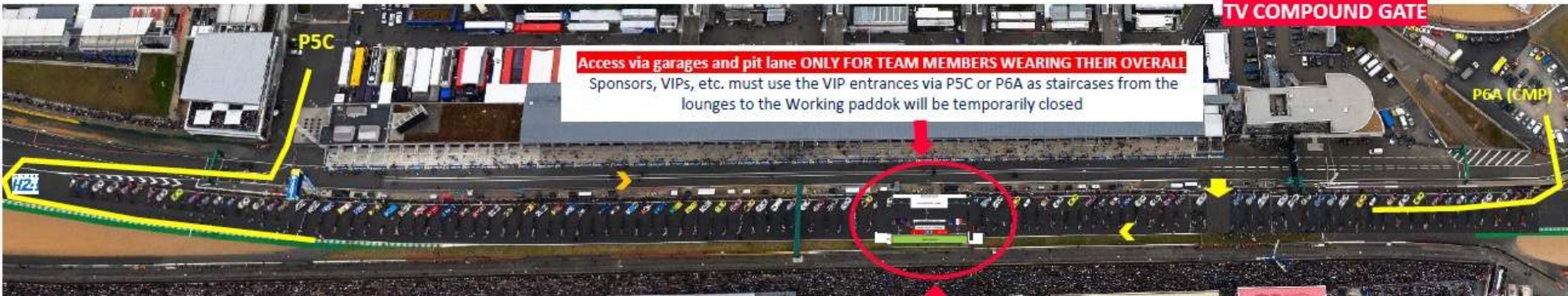
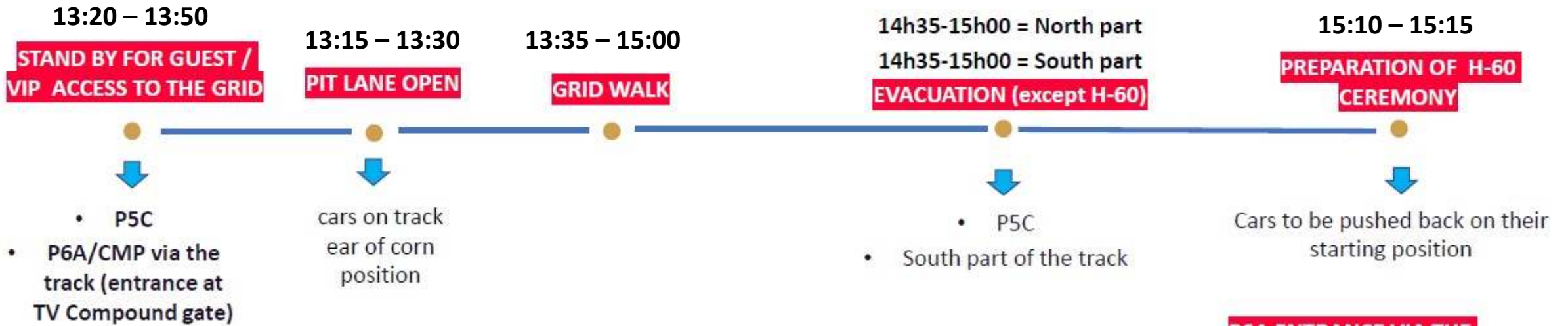
**Access TO garages and pit lane ONLY FOR TEAM MEMBERS WEARING THEIR
OVERALL**

Sponsors, VIPs, etc. must use the VIP entrances via P5C or P6A.



STARTING PROCEDURE TIMELINE

FROM 13:10 NO ACCESS ALLOWED IN THE PIT LANE THROUGH THE GARAGES FOR PEOPLE NOT WEARING AN OVERALL



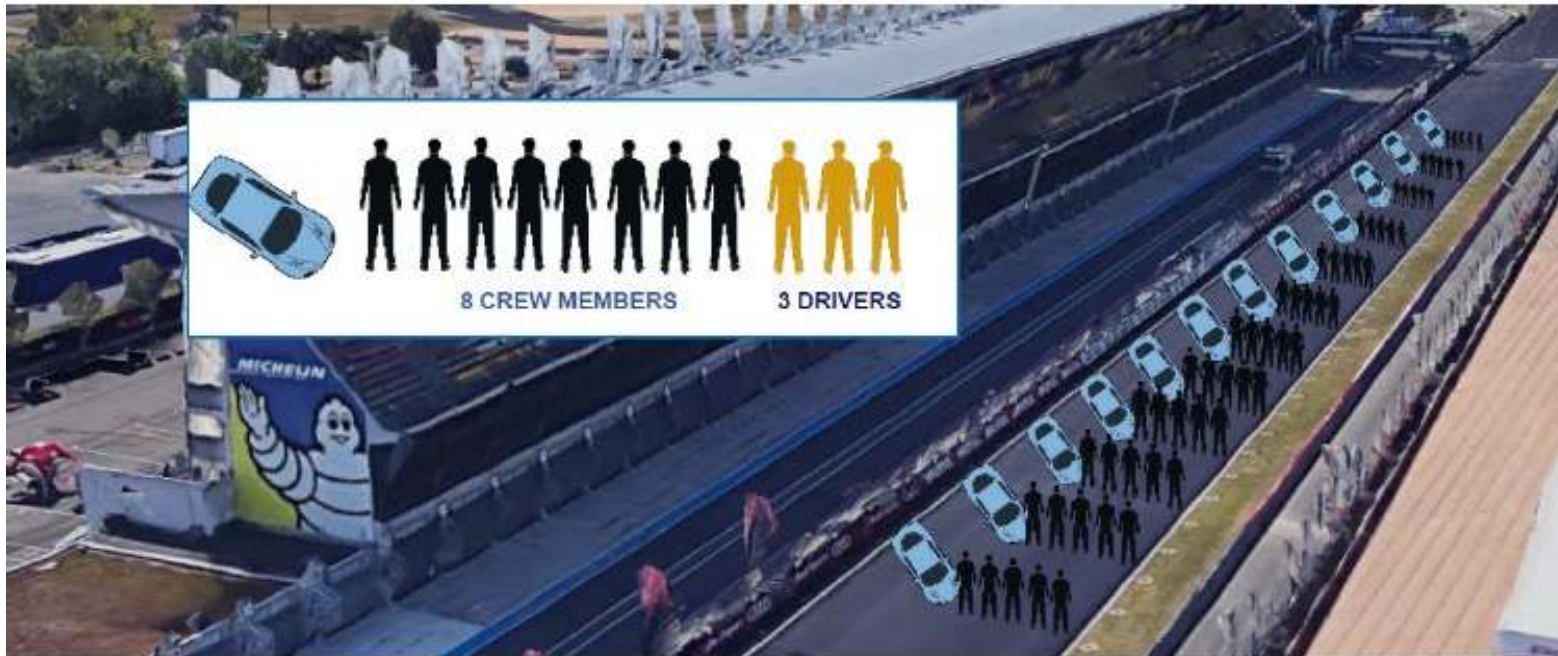
STARTING PROCEDURE & CEREMONY

15:25 START OF THE CEREMONY

Crews must line up in front of the cars

The line must be made of 3 drivers and 8 crew members all wearing their racing suits

Other people return to the pit lane by preferred gate and will be allowed



STARTING PROCEDURE & CEREMONY

15:27 START OF THE CEREMONY



STARTING PROCEDURE & CEREMONY

15:34 – FRENCH NATIONAL ANTHEM

15:35:30 – FLAG CEREMONY




STARTING PROCEDURE & CEREMONY

15:42 OPENING OF THE GRID FOR THE ASSISTANCE

Mechanics & equipment allowed from pit lane to grid –H-60 needed to access.

In order to gain time and for security purposes, please use the gate which is the closest from the start position of your car and not the closest from your garage.



STARTING PROCEDURE & CEREMONY

15:48 – 3 MINUTES BOARD



STARTING PROCEDURE & CEREMONY

15:51 – FORMATION LAP

Green flag waived in front of pole position

Each car must start from his position when the previous car has reached the race line. Teams must control by radio.



STARTING PROCEDURE & CEREMONY

16:00 – NATIONAL FLAG WAIVED BY THE STARTER

Start of the 92nd edition of 24 Hours Le Mans



***RACE FINISH &
PODIUM
CEREMONY***

24h
LE MANS®

RACE FINISH & PODIUM CEREMONY

16:00 – FINAL LAP / TEAM CREW ALLOWED TO GO ON THE PIT WALL



RACE FINISH & PODIUM CEREMONY

16:00 – CHEQUERED FLAG ON THE LEADER

All cars go for a cool down lap after chequered flag



RACE FINISH & PODIUM CEREMONY

16:00

At the end of the cool down lap (instructions will be given by marshals)

Leader Stop

The leader overall stops in the middle of the track at the level of the podium. The 2 teammates joins the car and sit on the sidepods.

Then the car goes to pit exit and returns to the podium by the pit lane. Assistance of mechanics to lift the car with skates is required as quickly as possible in the park below the podium.



RACE FINISH & PODIUM CEREMONY

16:00

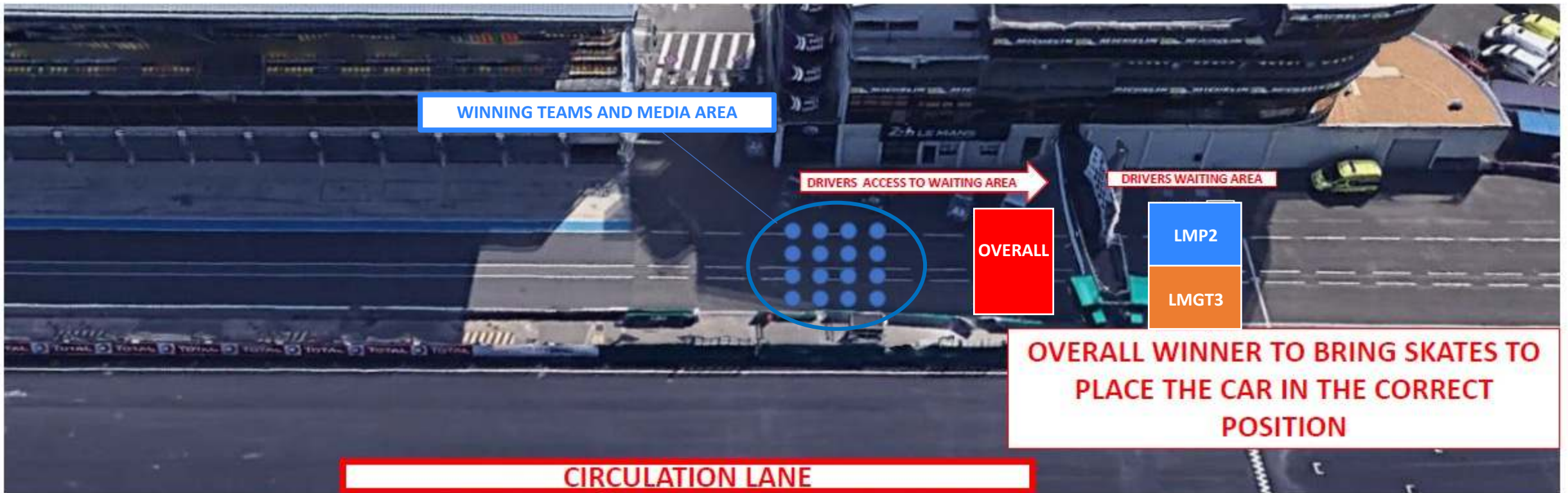
At the end of the cool down lap, the overall leader and a selected number of cars will cross the Line a second time to enter the pit lane from pit exit in the opposite direction. **These cars must bear totally left at MP1 and MP2 in order to enter the pits by the pit exit and in order to go to the scrutineering.** The selected car numbers will be posted on the timing monitors.

Excepting the above, at the end of the cool down lap, **the overall leaders of LMP2 & LMGT3 classes will enter the pit lane by pit entry and drive their cars to park under the podium.**

Excepting the 2 previous points, all other will drive their cars to the **Parc Fermé area located on the Le Mans sign**



RACE FINISH & PODIUM CEREMONY



PLEASE FOLLOW THE ACO'S INSTRUCTIONS AT ALL TIME

RACE FINISH & PODIUM CEREMONY

The following people will be admitted in the Park below the podium and wait for the ACO staff instructions :

Overall, LMP2, LMP2 PRO/AM, LMGT3 : all **3 drivers and team manager from the TOP 3 finishers of each category**

The podium waiting area will only be accessible to drivers and team managers no other person allowed



PLEASE FOLLOW THE ACO'S INSTRUCTIONS AT ALL TIME AS THEY WILL GUIDE YOU TO THE PRESS CONFERENCE

AS PER THE NON-SPORTING PROVISIONS

*ALL TROPHIES TO REMAIN AT THE CIRCUIT
UNTIL TUESDAY*

***ADDITIONAL
INFORMATION***

24h
LE MANS®



PADDOCK SECURITY AND FIRE SAFETY

France is currently placed on maximum terrorism vigilance status.

Any inconsistency or suspicious behaviour must be reported to the PC Organization, refer to the security note distributed with Team Information 24.

Up to 3000 professionals are deployed on the event for your safety and security.

SMOKING IS STRICTLY PROHIBITED IN THE PADDOCK (WORKING AND SUPPORT PADDOCK) AND IN ALL LEVELS OF THE PIT BUILDING

More than 200,000 litres of fuel are stored in the area. The paddock is at the highest level of fire risk.

DEDICATED SMOKING AREA

A dedicated smoking area is available in the support paddock

In case of violation, accreditation will be withdrawn. Financial penalties and report to the stewards may be enforced as well.



PLEASE MAKE SURE EVERY PERSON OF YOUR ORGANIZATION IS AWARE OF THESE INSTRUCTIONS