

FIA WEC

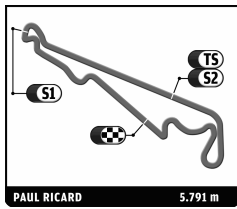
Le Castellet Official Test

Friday Afternoon Session

Sector Analysis

■ Personal Best
 ■ Session Best
 ■ Crossing the finish line in pit lane

Lap	D	Time	Sector 1	Sector 2	Sector 3	T. Spd	Elapsed	Lap	D	Time	Sector 1	Sector 2	Sector 3	T. Spd	Elapsed
12 Rebellion Racing Lola B12/60 Coupé - Toyota 1. Nicolas Prost LMP1 2. Neel Jani								8	1	1:46.191	32.041	27.851	46.299	287.2	38:16.325
1	2	1:16:58.149	...	27.920	47.315	288.0	1:16:58.149	9	1	1:48.820	32.133	29.530	47.157	288.0	40:05.145
2	2	1:48.533	32.298	27.763	48.472	289.5	1:18:46.682	10	1	8:02.872 B	32.019	27.956	7:02.897	285.7	48:08.017
3	2	1:46.572	32.413	27.820	46.339	289.5	1:20:33.254	11	1	2:10.626	53.632	28.626	48.368	284.2	50:18.643
4	2	1:46.678	31.959	28.112	46.607	288.0	1:22:19.932	12	1	1:48.967	32.182	27.632	49.153	286.5	52:07.610
5	2	1:45.978	31.900	27.650	46.428	290.3	1:24:05.910	13	1	1:44.954	31.597	27.640	45.717	285.7	53:52.564
6	2	1:45.538	32.133	27.634	45.771	289.5	1:25:51.448	14	1	1:46.346	31.880	28.253	46.213	286.5	55:38.910
7	2	1:49.786	33.952	29.187	46.647	289.5	1:27:41.234	15	1	1:46.343	31.552	27.798	46.993	286.5	57:25.253
8	2	1:55.434 B	31.763	27.633	56.038	289.5	1:29:36.668	16	1	2:00.115	31.857	28.543	59.715	285.0	59:25.368
9	2	7:25.214	6:10.522	27.713	46.979	290.3	1:37:01.882	17	1	1:50.108	35.150	27.933	47.025	286.5	1:01:15.476
10	2	1:50.375	33.448	29.364	47.563	290.3	1:38:52.257	18	1	1:45.412	31.748	27.855	45.809	285.0	1:03:00.888
11	2	1:45.920	31.933	27.670	46.317	291.1	1:40:38.177	19	1	1:45.358	31.655	27.822	45.881	285.7	1:04:46.246
12	2	1:47.627	33.727	27.780	46.120	291.1	1:42:25.804	20	1	6:40.265 B	31.739	27.808	5:40.718	286.5	1:11:26.511
13	2	1:45.186	31.731	27.618	45.837	291.1	1:44:10.990	21	1	2:23.564	57.080	31.974	54.510	275.5	1:13:50.075
14	2	2:10.511 B	31.851	27.530	1:11.130	293.5	1:46:21.501	22	1	1:57.246	36.339	29.328	51.579	284.2	1:15:47.321
15	2	12:46.341	...	28.132	47.493	288.8	1:59:07.842	23	1	1:56.582	34.806	28.922	52.854	287.2	1:17:43.903
16	2	1:46.792	31.938	27.511	47.343	291.9	2:00:54.634	24	1	1:56.774	35.560	28.596	52.618	286.5	1:19:40.677
17	2	1:45.154	31.631	27.576	45.947	292.7	2:02:39.788	25	1	1:55.294	35.189	29.286	50.819	285.0	1:21:35.971
18	2	1:46.579	32.888	27.479	46.212	291.1	2:04:26.367	26	1	1:52.843	34.190	28.448	50.205	285.0	1:23:28.814
19	2	1:45.021	31.663	27.549	45.809	291.1	2:06:11.388	27	1	1:52.853	34.097	28.384	50.372	284.2	1:25:21.667
20	2	1:44.517	31.407	27.566	45.544	291.9	2:07:55.905	28	1	52:33.236 B	34.082	28.479	...	285.7	2:17:54.903
21	2	1:44.419	31.448	27.420	45.551	291.9	2:09:40.324	29	1	2:26.328	58.677	32.644	55.007	275.5	2:20:21.231
22	2	1:54.247 B	31.506	27.432	55.309	291.9	2:11:34.571	30	1	1:54.820	35.349	28.665	50.806	284.2	2:22:16.051
23	2	6:52.597	5:36.967	27.582	48.048	291.9	2:18:27.168	31	1	1:53.794	34.843	28.421	50.530	284.2	2:24:09.845
24	2	1:48.543	32.232	28.197	48.114	291.9	2:20:15.711	32	1	1:52.678	34.378	28.215	50.085	285.7	2:26:02.523
25	2	1:45.375	31.757	27.461	46.157	291.9	2:22:01.086	33	1	1:55.082	35.006	29.727	50.349	286.5	2:27:57.605
26	2	1:48.712	32.996	27.958	47.758	294.3	2:23:49.798	34	1	1:53.288	34.990	28.352	49.946	286.5	2:29:50.893
27	2	1:45.637	31.939	27.392	46.306	291.9	2:25:35.435	35	1	1:51.834	34.346	28.163	49.325	287.2	2:31:42.727
28	2	1:53.498 B	31.753	27.415	54.330	292.7	2:27:28.933	36	1	1:51.358	34.164	28.105	49.089	287.2	2:33:34.085
29	1	6:40.312	5:22.734	28.236	49.342	291.9	2:34:09.245	37	1	1:51.838	34.277	28.169	49.392	287.2	2:35:25.923
30	1	1:48.794	33.485	27.681	47.628	294.3	2:35:58.039	38	1	1:51.293	33.994	28.112	49.187	287.2	2:37:17.216
31	1	1:49.246	32.863	27.582	48.801	293.5	2:37:47.285	39	1	1:52.127	34.551	28.181	49.395	289.5	2:39:09.343
32	1	1:51.232	34.231	27.692	49.309	295.1	2:39:38.517	40	1	1:54.665	34.705	28.530	51.430	288.0	2:41:04.008
33	1	1:46.949	32.756	27.683	46.510	294.3	2:41:25.466	41	1	5:17.054 B	34.934	28.418	4:13.702	289.5	2:46:21.062
34	1	1:47.052	32.575	27.436	47.041	297.5	2:43:12.518	42	2	2:11.627	53.703	28.628	49.296	286.5	2:48:32.689
35	1	1:50.361	34.604	28.989	46.768	293.5	2:45:02.879	43	2	1:47.964	32.552	28.170	47.242	288.0	2:50:20.653
36	1	1:48.562	33.782	27.748	47.032	294.3	2:46:51.441	44	2	1:46.263	32.240	27.893	46.130	288.8	2:52:06.916
37	1	1:46.902	32.300	27.488	47.114	296.7	2:48:38.343	45	2	1:45.643	32.091	27.515	46.037	289.5	2:53:52.559
38	1	1:45.851	32.060	27.407	46.384	297.5	2:50:24.194	46	2	1:46.775	32.650	27.626	46.499	288.0	2:55:39.334
39	1	1:53.916	33.772	31.185	48.959	272.0	2:52:18.110	47	2	1:49.480	32.609	27.852	49.019	288.0	2:57:28.814
40	1	1:46.160	32.389	27.446	46.325	295.1	2:54:04.270	48	2	1:46.539	32.444	27.599	46.496	288.8	2:59:15.353
41	1	1:47.334	32.123	27.314	47.897	298.3	2:55:51.604								
42	1	1:46.502	32.054	27.434	47.014	294.3	2:57:38.106								
43	1	1:46.767	32.243	27.333	47.191	295.1	2:59:24.873								
44	1	2:01.871 B	32.376	27.388	1:02.107	295.9	3:01:26.744								
21 Strakka Racing HPD ARX 03c - Honda 1. Nick Leventis LMP1 2. Danny Watts															
1	1	25:47.747	...	29.369	49.721	281.2	25:47.747								
2	1	1:47.309	32.703	27.882	46.724	284.2	27:35.056								
3	1	1:47.287	32.369	27.986	46.932	284.2	29:22.343								
4	1	1:47.739	32.456	27.898	47.385	286.5	31:10.082								
5	1	1:46.358	32.184	27.834	46.340	285.7	32:56.440								
6	1	1:46.040	32.017	27.778	46.245	286.5	34:42.480								
7	1	1:47.654	31.930	27.811	47.913	287.2	36:30.134								
24 OAK Racing Morgan - Nissan 1. Olivier Pla LMP2 2. Alex Brundle															
1	1	11:58.744	...	29.688	50.731	271.4	11:58.744								
2	1	1:53.646	34.655	29.476	49.515	275.5	13:52.390								
3	1	1:52.628	34.328	29.154	49.146	276.9	15:45.018								
4	1	1:52.845	34.051	29.050	49.744	277.6	17:37.863								
5	1	1:52.355	34.009	29.096	49.250	276.9	19:30.218								
6	1	1:52.090	33.815	29.164	49.111	277.6	21:22.308								
7	1	1:52.015	33.871	29.189	48.955	278.4	23:14.323								
8	1	2:01.135 B	34.164	29.225	57.746	278.4	25:15.458								
9	1	7:30.645	6:11.262	29.343	50.040	277.6	32:46.103								
10	1	1:53.155	34.234	29.203	49.718	279.1	34:39.258								
11	1	1:55.423	34.013	29.107	52.303	282.0	36:34.681								
12	1	1:52.683	34.047	29.232	49.404	279.8	38:27.364								
13	1	2:02.812 B	35.139	29.362	58.311	280.5	40:30.176								

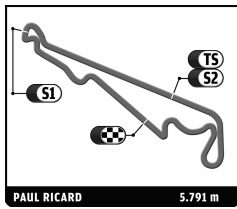


FIA WEC
Le Castellet Official Test
Friday Afternoon Session

Sector Analysis

■ Personal Best ■ Session Best B Crossing the finish line in pit lane

Lap	D	Time	Sector 1	Sector 2	Sector 3	T. Spd	Elapsed	Lap	D	Time	Sector 1	Sector 2	Sector 3	T. Spd	Elapsed	
14	1	8:03.482	6:44.901	28.965	49.616	276.2	48:33.658	11	1	1:48.577	32.432	28.893	47.252	272.7	2:01:39.825	
15	1	1:49.423	33.183	28.746	47.494	277.6	50:23.081	12	1	1:48.628	32.473	28.985	47.170	274.1	2:03:28.453	
16	1	1:50.241	32.900	28.823	48.518	277.6	52:13.322	13	1	1:58.194	34.122	31.866	52.206	248.3	2:05:26.647	
17	1	1:49.447	32.875	28.924	47.648	278.4	54:02.769	14	1	1:49.250	32.813	29.082	47.355	274.1	2:07:15.897	
18	1	1:49.377	32.782	28.859	47.736	278.4	55:52.146	15	1	2:07.624 B	37.990	30.803	58.831	264.1	2:09:23.521	
19	1	1:49.462	32.746	28.931	47.785	277.6	57:41.608	16	1	17:26.184	...	29.590	51.109	273.4	2:26:49.705	
20	1	2:01.273 B	33.803	29.045	58.425	277.6	59:42.881	17	1	1:49.795	33.055	29.069	47.671	274.1	2:28:39.500	
21	1	17:01.722	...	29.287	49.202	275.5	1:16:44.603	18	1	1:49.547	32.985	29.073	47.489	277.6	2:30:29.047	
22	1	1:50.131	33.329	29.049	47.753	275.5	1:18:34.734	19	1	1:50.532	32.854	29.043	48.635	278.4	2:32:19.579	
23	1	1:49.553	33.000	28.983	47.570	277.6	1:20:24.287	20	1	1:50.428	33.046	28.996	48.386	278.4	2:34:10.007	
24	1	1:51.924	33.639	28.934	49.351	277.6	1:22:16.211	21	1	1:50.706	33.300	29.134	48.272	279.1	2:36:00.713	
25	1	1:51.089	32.771	28.813	49.505	279.1	1:24:07.300	22	1	1:53.167	33.933	29.164	50.070	280.5	2:37:53.880	
26	1	2:01.203 B	34.723	29.489	56.991	278.4	1:26:08.503	23	1	1:51.686	34.312	29.286	48.088	277.6	2:39:45.566	
27	1	1:42.949	...	29.265	49.324	274.8	1:37:51.452	24	1	1:50.668	33.618	29.162	47.888	278.4	2:41:36.234	
28	1	1:51.796	33.259	29.087	49.450	277.6	1:39:43.248	25	1	1:51.167	34.112	29.092	47.963	278.4	2:43:27.401	
29	1	1:50.974	33.072	29.142	48.760	278.4	1:41:34.222	26	1	1:50.014	33.134	28.994	47.886	278.4	2:45:17.415	
30	1	1:50.074	33.235	29.030	47.809	277.6	1:43:24.296	27	1	1:52.049	34.043	29.051	48.955	278.4	2:47:09.464	
31	1	2:03.391 B	33.046	28.973	1:01.372	277.6	1:45:27.687	28	1	1:50.214	32.966	29.157	48.091	276.9	2:48:59.678	
32	2	1:54.076	...	29.475	51.361	276.2	1:57:21.763	29	1	1:50.357	33.305	29.142	47.910	277.6	2:50:50.035	
33	2	1:51.776	34.142	29.189	48.445	277.6	1:59:13.539	30	1	1:50.451	33.045	28.981	48.425	278.4	2:52:40.486	
34	2	1:51.310	33.790	29.078	48.442	278.4	2:01:04.849	31	1	1:52.367	33.603	29.195	49.569	277.6	2:54:32.853	
35	2	1:51.823	34.145	29.268	48.410	279.1	2:02:56.672	32	1	1:50.621	33.255	29.168	48.198	276.2	2:56:23.474	
36	2	1:52.396	33.655	28.997	49.744	278.4	2:04:49.068	33	1	1:50.320	33.120	29.077	48.123	276.2	2:58:13.794	
37	2	1:50.947	33.567	29.057	48.323	278.4	2:06:40.015	34	1	1:51.002	33.346	29.271	48.385	276.9	3:00:04.796	
38	2	1:50.821	33.537	28.963	48.321	280.5	2:08:30.836	26 G-Drive Racing Oreca 03 - Nissan								
39	2	1:50.447	33.414	28.955	48.078	278.4	2:10:21.283	1 1:28:06.486		...	29.720	49.925	272.7	1:28:06.486		
40	2	1:51.497	33.573	29.498	48.426	278.4	2:12:12.780	2 John Martin		3. Mike Conway		LMP2				
41	2	1:50.499	33.417	29.033	48.049	278.4	2:14:03.279	1 1:53.436		34.652	29.420	49.364	276.2	1:29:59.922		
42	2	1:51.936	34.509	29.068	48.359	279.1	2:15:55.215	3 1:53.114		34.166	29.607	49.341	273.4	1:31:53.036		
43	2	1:50.578	33.335	28.925	48.318	279.8	2:17:45.793	4 1:52.637		34.111	29.126	49.400	274.1	1:33:45.673		
44	2	1:50.920	33.589	28.850	48.481	279.8	2:19:36.713	5 1:52.040		33.857	29.289	48.894	274.1	1:35:37.713		
45	2	1:51.822	33.715	28.951	49.156	280.5	2:21:28.535	6 1:51.074		33.431	29.071	48.572	273.4	1:37:28.787		
46	2	1:56.754	38.289	29.088	49.377	280.5	2:23:25.289	7 1:51.550		33.640	29.097	48.813	274.1	1:39:20.337		
47	2	1:51.370	33.535	28.857	48.978	280.5	2:25:16.659	8 1:50.612		33.048	29.073	48.491	274.8	1:41:10.949		
48	2	2:01.319 B	33.844	28.964	58.511	281.2	2:27:17.978	9 1:50.700		32.925	28.997	48.778	275.5	1:43:01.649		
49	2	13:49.915	...	30.191	55.061	280.5	2:41:07.893	31 Lotus Lotus T128								
50	2	1:59.388	33.292	28.703	57.393	282.7	2:43:07.281	1 James Rossiter		3. Christophe Bouchut		LMP2				
51	2	1:48.991	33.158	28.656	47.177	282.0	2:44:56.272	1 2:41:40.146 B		...	1:28.080	1:44.086	82.6	2:41:40.146		
52	2	1:48.888	32.861	28.699	47.328	280.5	2:46:45.160	32 Lotus Lotus T128								
53	2	1:48.828	32.887	28.587	47.354	285.0	2:48:33.988	1 Thomas Holzer		3. Jan Charouz		LMP2				
54	2	1:49.239	33.058	28.486	47.695	284.2	2:50:23.227	2. Dominik Kraihamer		4. Kevin Weeda						
55	2	1:49.284	33.118	28.774	47.392	282.7	2:52:12.511	1 45:31.720 B		...	32.648	1:13.932	267.3	45:31.720		
56	2	1:49.140	33.062	28.613	47.465	282.7	2:54:01.651	2 4 3:32.650		2:05.016	31.334	56.300	268.0	49:04.370		
57	2	2:02.243 B	33.289	28.672	1:00.282	283.5	2:56:03.894	3 4 2:05.712		38.745	30.372	56.595	271.4	51:10.082		
25 Delta-ADR Oreca 03 - Nissan																
1 Antonio Pizzonia		3. Rodolfo Gonzalez														
2. Tor Graves																
1	1	1:07:45.311	...	30.649	50.550	272.7	1:07:45.311	4	4	2:03.026	37.722	30.390	54.914	273.4	53:13.108	
2	1	1:54.715	33.259	29.251	52.205	275.5	1:09:40.026	5	4	2:04.383	38.010	31.716	54.657	272.7	55:17.491	
3	1	1:51.228	33.415	29.272	48.541	275.5	1:11:31.254	6	4	2:02.315	37.269	30.205	54.841	271.4	57:19.806	
4	1	1:51.050	33.508	29.153	48.389	276.9	1:13:22.304	7	4	2:03.225	36.615	29.964	56.646	272.0	59:23.031	
5	1	1:50.794	33.242	29.006	48.546	277.6	1:15:13.098	8	4	2:15.115 B	39.121	30.096	1:05.898	271.4	1:01:38.146	
6	1	1:50.566	33.412	29.030	48.124	277.6	1:17:03.664	9	4	9:33.700	8:07.504	31.156	55.040	268.7	1:11:11.846	
7	1	2:06.187 B	36.421	30.680	59.086	263.4	1:19:09.851	10	4	1:59.587	36.380	29.949	53.258	270.0	1:13:11.433	
8	1	14:47.709	...	29.569	49.240	272.0	1:33:57.560	11	4	1:58.749	35.298	30.050	53.401	270.0	1:15:10.182	
9	1	2:02.817 B	33.297	30.527	58.993	264.7	1:36:00.377	12	4	1:59.102	35.587	30.091	53.424	271.4	1:17:09.284	
10	1	23:50.871	...	29.646	48.240	268.7	1:59:51.248	13	4	1:58.629	35.555	29.608	53.466	271.4	1:19:07.913	



FIA WEC

Le Castellet Official Test

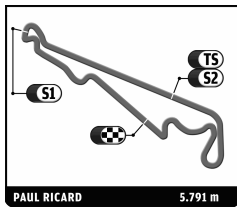
Friday Afternoon Session

Sector Analysis

Personal Best							Session Best							B Crossing the finish line in pit lane									
Lap	D	Time	Sector 1	Sector 2	Sector 3	T. Spd	Elapsed	Lap	D	Time	Sector 1	Sector 2	Sector 3	T. Spd	Elapsed	Lap	D	Time	Sector 1	Sector 2	Sector 3	T. Spd	Elapsed
14	4	1:57.954	35.730	29.627	52.597	272.7	1:21:05.867	21	3	4:56.799	3:35.971	29.528	51.300	273.4	1:42:44.225	22	3	1:52.407	34.035	29.433	48.939	272.0	1:44:36.632
15	4	1:58.914	35.076	29.669	54.169	271.4	1:23:04.781	23	3	2:36.201 B	35.375	36.278	1:24.548	186.2	1:47:12.833	24	3	9:09.893	7:50.539	29.801	49.553	268.7	1:56:22.726
16	4	1:57.458	35.201	29.672	52.585	271.4	1:25:02.239	25	3	1:51.446	33.483	29.409	48.554	271.4	1:58:14.172	26	3	1:53.694	34.860	29.432	49.402	272.0	2:00:07.866
17	4	1:56.470	34.911	29.569	51.990	271.4	1:26:58.709	27	3	1:51.211	33.462	29.272	48.477	272.7	2:01:59.077	28	3	1:50.995	33.317	29.300	48.378	273.4	2:03:50.072
18	4	1:56.183	34.759	29.653	51.771	272.0	1:28:54.892	29	3	2:00.377 B	33.824	29.194	57.359	273.4	2:05:50.449	30	2	7:55.042	6:30.622	30.958	53.462	270.0	2:13:45.491
19	4	2:07.804 B	35.042	29.536	1:03.226	272.0	1:31:02.696	31	2	1:57.522	36.026	29.917	51.579	272.0	2:15:43.013	32	2	1:56.169	34.976	29.575	51.618	273.4	2:17:39.182
20	3	8:34.309	7:02.260	35.540	56.509	256.5	1:39:37.005	33	2	1:55.169	34.836	29.506	50.827	272.0	2:19:34.351	34	2	1:53.637	34.363	29.528	49.746	272.7	2:21:27.988
21	3	2:00.856	37.013	30.171	53.672	270.7	1:41:37.861	35	2	1:53.557	34.426	29.475	49.656	273.4	2:23:21.545	36	2	1:53.019	33.892	29.268	49.859	274.8	2:25:14.564
22	3	1:56.924	35.534	29.772	51.618	270.7	1:43:34.785	37	2	1:53.588	34.117	29.272	50.199	274.8	2:27:08.152	38	2	1:53.650	34.109	29.299	50.242	276.2	2:29:01.802
23	3	2:10.779 B	34.987	29.576	1:06.216	270.0	1:45:45.564	39	2	2:04.525 B	36.308	29.359	58.858	276.2	2:31:06.327	40	2	7:25.306	6:04.436	30.284	50.586	242.7	2:38:31.633
24	3	11:37.307	...	30.502	54.446	268.7	1:57:22.871	41	2	1:52.907	34.230	29.317	49.360	275.5	2:40:24.540	42	2	1:53.111	34.334	29.350	49.427	276.9	2:42:17.651
25	3	1:55.752	35.433	29.624	50.695	271.4	1:59:18.623	43	2	1:53.733	34.434	29.227	50.072	278.4	2:44:11.384	44	2	1:54.138	34.483	29.318	50.337	276.9	2:46:05.522
26	3	1:53.693	34.473	29.425	49.795	271.4	2:01:12.316	45	2	1:53.374	34.524	29.369	49.481	275.5	2:47:58.896	46	2	1:53.237	34.162	29.432	49.643	277.6	2:49:52.133
27	3	1:55.184	34.222	29.394	51.568	272.7	2:03:07.500	47	2	1:54.794	34.301	29.307	51.186	281.2	2:51:46.927	48	2	1:53.509	34.485	29.348	49.676	276.9	2:53:40.436
28	3	1:54.633	34.730	29.946	49.957	270.7	2:05:02.133	49	2	1:54.697	34.348	29.192	51.157	276.9	2:55:35.133	50	2	1:55.084	34.079	29.714	51.291	275.5	2:57:30.217
29	3	1:53.252	34.138	29.447	49.667	272.0	2:06:55.385	51	2	1:54.822	34.897	29.373	50.552	276.9	2:59:25.039	52	2	1:54.234	34.760	29.274	50.200	277.6	3:01:19.273
30	3	2:02.041 B	34.168	29.539	58.334	270.7	2:08:57.426																
31	3	12:01.444 B	...	37.473	1:03.648	257.1	2:20:58.870																
32	3	2:31.303	1:12.151	29.470	49.682	272.7	2:23:30.173																
33	3	1:52.329	33.901	29.205	49.223	272.7	2:25:22.502																
34	3	1:52.268	33.837	29.194	49.237	273.4	2:27:14.770																
35	3	1:52.061	33.750	29.047	49.264	275.5	2:29:06.831																
36	3	1:56.127	36.971	30.131	49.025	274.8	2:31:02.958																
37	3	1:51.879	33.712	29.158	49.009	273.4	2:32:54.837																
38	3	1:51.550	33.780	29.044	48.726	274.8	2:34:46.387																
39	3	1:51.745	33.688	29.036	49.021	276.2	2:36:38.132																
40	3	2:00.758 B	33.785	29.021	57.952	276.2	2:38:38.890																
41	3	7:03.189	5:43.466	29.245	50.478	276.2	2:45:42.079																
42	3	1:52.965	34.661	29.288	49.016	274.8	2:47:35.044																
43	3	1:52.393	34.029	29.129	49.235	279.8	2:49:27.437																
44	3	1:51.907	33.980	29.157	48.770	277.6	2:51:19.344																
45	3	1:51.774	33.682	29.266	48.826	275.5	2:53:11.118																
46	3	1:51.853	33.772	29.110	48.971	275.5	2:55:02.971																
47	3	2:03.236 B	33.872	29.126	1:00.238	274.8	2:57:06.207																

35		OAK Racing		Morgan - Nissan			
1. Bertrand Baguette		3. Martin Plowman		LMP2			
2. Ricardo Gonzalez							
1	1	3:53.049	2:31.838	30.303	50.908	268.0	3:53.049
2	1	2:05.627 B	35.570	29.802	1:00.255	271.4	5:58.676
3	1	7:10.080	5:49.934	29.860	50.286	270.7	13:08.756
4	1	1:55.446	35.031	29.708	50.707	272.7	15:04.202
5	1	1:54.886	34.993	29.702	50.191	273.4	16:59.088
6	1	1:55.919	34.819	29.621	51.479	274.1	18:55.007
7	1	2:05.219 B	35.390	29.864	59.965	275.5	21:00.226
8	1	6:55.838 B	5:24.604	30.018	1:01.216	273.4	27:56.064
9	1	5:30.615	4:12.897	29.179	48.539	274.1	33:26.679
10	1	1:50.342	33.138	29.176	48.028	273.4	35:17.021
11	1	1:50.121	33.041	29.060	48.020	274.1	37:07.142
12	1	1:50.163	33.342	29.062	47.759	275.5	38:57.305
13	1	1:58.648 B	33.207	29.221	56.220	274.1	40:55.953
14	3	45:12.426	...	32.657	54.367	265.4	1:26:08.379
15	3	1:57.329	35.909	29.624	51.796	270.7	1:28:05.708
16	3	1:56.158	34.608	29.680	51.870	272.0	1:30:01.866
17	3	1:54.462	34.618	29.348	50.496	274.8	1:31:56.328
18	3	1:52.769	34.093	29.304	49.372	274.1	1:33:49.097
19	3	1:52.781	34.205	29.325	49.251	274.8	1:35:41.878
20	3	2:05.548 B	34.046	29.161	1:02.341	274.1	1:37:47.426

45		OAK Racing		Morgan - Nissan			
1. Jacques Nicolet		3. Philippe Mondolot		LMP2			
2. Jean-Marc Merlin							
1	1	5:39.462	4:11.904	32.514	55.044	264.1	5:39.462
2	1	1:58.591	36.672	30.058	51.861	269.3	7:38.053
3	1	1:57.709	36.231	29.729	51.749	271.4	9:35.762
4	1	1:56.663	35.813	29.479	51.371	272.0	11:32.425
5	1	1:57.182	35.568	29.954	51.660	272.0	13:29.607
6	1	1:56.311	35.752	29.541	51.018	272.0	15:25.918
7	1	2:10.361 B	34.986	29.638	1:05.737	272.0	17:36.279
8	1	9:48.956	8:25.328	30.109	53.519	270.7	27:25.235
9	1	1:57.291	35.634	29.918	51.739	271.4	29:22.526
10	1	1:56.234	35.744	29.737	50.753	272.0	31:18.760
11	1	1:55.998	35.322	29.648	51.028	272.7	33:14.758
12	1	1:55.138	35.086	29.548	50.504	272.0	35:09.896
13	1	1:54.921	35.039	29.545	50.337	274.1	37:04.817
14	1	1:56.009	35.202	29.587	51.220	264.1	39:00.826
15	1	1:55.654	35.334	29.606	50.714	274.1	40:56.480
16	1	1:54.760	34.719	29.593	50.448	272.0	42:51.240
17	1	1:54.688	34.845	29.440	50.403	272.7	44:45.928
18	1	1:54.945	34.975	29.484	50.486	270.7	46:40.873
19	1	1:55.535	35.444	29.374	50.717	272.7	48:36.408
20	1	1:55.051	34.709	29.591	50.751	273.4	50:31.459
21	1	1:54.680	34.629	29.278	50.773	273.4	52:26.139
22	1	1:55.081	35.092	29.389	50.600	274.8	54:21.220



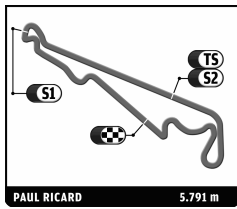
FIA WEC
Le Castellet Official Test
Friday Afternoon Session

Sector Analysis

								■ Personal Best ■ Session Best ■ Crossing the finish line in pit lane							
Lap	D	Time	Sector 1	Sector 2	Sector 3	T. Spd	Elapsed	Lap	D	Time	Sector 1	Sector 2	Sector 3	T. Spd	Elapsed
23	1	2:06.356B	35.474	29.366	1:01.516	274.1	56:27.576	5	1	3:21.865B	33.649	28.747	2:19.469	278.4	27:58.951
24	1	3:44.573	2:24.235	29.728	50.610	274.1	1:00:12.149	6	1	2:12.774	53.794	29.345	49.635	276.2	30:11.725
25	1	1:54.648	35.759	29.192	49.697	272.7	1:02:06.797	7	1	1:51.983	34.012	29.177	48.794	276.2	32:03.708
26	1	1:53.452	34.475	29.147	49.830	272.7	1:04:00.249	8	1	1:51.718	33.728	29.069	48.921	278.4	33:55.426
27	1	1:55.745	35.856	29.810	50.079	273.4	1:05:55.994	9	1	1:51.388	33.992	28.995	48.401	276.2	35:46.814
28	1	1:54.917	34.361	29.134	51.422	274.1	1:07:50.911	10	1	7:30.385B	34.289	29.002	6:27.094	279.1	43:17.199
29	1	2:11.053B	35.248	29.447	1:06.358	274.1	1:10:01.964	11	1	2:10.891	50.787	28.907	51.197	277.6	45:28.090
30	1	7:40.736	6:15.620	31.234	53.882	272.0	1:17:42.700	12	1	1:49.330	33.131	28.807	47.392	275.5	47:17.420
31	1	2:00.297	37.618	30.332	52.347	271.4	1:19:42.997	13	1	1:49.583	32.989	28.805	47.789	276.9	49:07.003
32	1	1:58.396	36.160	29.840	52.396	272.7	1:21:41.393	14	1	1:50.135	33.656	28.738	47.741	277.6	50:57.138
33	1	1:57.318	35.836	29.907	51.575	273.4	1:23:38.711	15	1	1:49.313	32.896	28.697	47.720	277.6	52:46.451
34	1	1:56.862	35.855	29.815	51.192	273.4	1:25:35.573	16	1	12:34.648B	35.525	28.985	...	276.2	1:05:21.099
35	1	1:57.544	35.591	30.130	51.823	274.1	1:27:33.117	17	1	2:09.691	51.747	29.063	48.881	278.4	1:07:30.790
36	1	1:55.994	35.128	29.595	51.271	272.7	1:29:29.111	18	1	1:49.472	33.111	28.713	47.648	277.6	1:09:20.262
37	1	1:55.436	35.004	29.502	50.930	272.7	1:31:24.547	19	1	1:50.840	33.071	28.777	48.992	278.4	1:11:11.102
38	1	1:55.596	35.043	29.419	51.134	274.8	1:33:20.143	20	1	1:49.890	33.024	28.877	47.989	277.6	1:13:00.992
39	1	1:56.335	35.208	29.486	51.641	274.8	1:35:16.478	21	1	4:04.305B	33.100	28.849	3:02.356	278.4	1:17:05.297
40	1	2:12.921B	36.002	30.371	1:06.548	273.4	1:37:29.399	22	1	2:12.162	53.658	29.216	49.288	278.4	1:19:17.459
41	1	5:08.385	3:45.636	29.987	52.762	273.4	1:42:37.784	23	1	1:51.203	33.750	28.952	48.501	278.4	1:21:08.662
42	1	1:54.910	34.890	29.510	50.510	272.0	1:44:32.694	24	1	1:52.120	33.852	28.873	49.395	282.0	1:23:00.782
43	1	2:38.668B	35.151	37.702	1:25.815	175.6	1:47:11.362	25	1	1:51.632	33.496	29.058	49.078	277.6	1:24:52.414
44	1	9:36.341	8:15.978	29.642	50.721	272.0	1:56:47.703	26	1	1:51.761	33.602	28.944	49.215	277.6	1:26:44.175
45	1	1:56.423	35.872	29.543	51.008	273.4	1:58:44.126	27	1	9:02.803B	33.532	29.035	8:00.236	278.4	1:35:46.978
46	1	1:59.930	36.802	30.378	52.750	272.7	2:00:44.056	28	1	2:19.990	1:01.795	29.436	48.759	277.6	1:38:06.968
47	1	1:54.879	35.054	29.343	50.482	274.1	2:02:38.935	29	1	1:50.661	33.470	28.862	48.329	278.4	1:39:57.629
48	1	1:55.591	34.935	29.264	51.392	273.4	2:04:34.526	30	1	1:51.972	33.142	29.045	49.785	281.2	1:41:49.601
49	1	1:53.694	34.483	29.283	49.928	272.7	2:06:28.220	31	1	1:50.819	33.250	29.051	48.518	276.9	1:43:40.420
50	1	2:07.810B	36.846	29.313	1:01.651	272.7	2:08:36.030	32	1	12:08.614B	33.625	29.064	...	276.2	1:55:49.034
51	1	6:26.474	5:03.432	29.586	53.456	270.7	2:15:02.504	33	1	2:11.758	52.745	29.345	49.668	276.2	1:58:00.792
52	1	1:54.919	35.104	29.688	50.127	272.7	2:16:57.423	34	1	1:52.011	33.754	29.097	49.160	277.6	1:59:52.803
53	1	1:53.482	34.355	29.278	49.849	271.4	2:18:50.905	35	1	1:51.893	33.853	29.075	48.965	277.6	2:01:44.696
54	1	1:53.277	33.970	29.435	49.872	272.7	2:20:44.182	36	1	1:51.501	33.645	29.126	48.730	277.6	2:03:36.197
55	1	2:05.861	33.887	29.089	1:02.885	273.4	2:22:50.043	37	1	3:28.968B	33.662	29.182	2:26.124	276.2	2:07:05.165
56	1	1:53.063	34.162	29.217	49.684	274.8	2:24:43.106	38	1	2:16.958	56.898	29.549	50.511	276.2	2:09:22.123
57	1	1:52.610	34.212	29.107	49.291	273.4	2:26:35.716	39	1	1:53.942	33.895	29.710	50.337	275.5	2:11:16.065
58	1	1:52.189	34.114	29.111	48.964	274.1	2:28:27.905	40	1	1:52.772	33.751	29.130	49.891	277.6	2:13:08.837
59	1	1:53.701	34.133	29.108	50.460	276.9	2:30:21.606	41	1	1:52.426	33.903	29.110	49.413	278.4	2:15:01.263
60	1	1:53.497	34.218	29.676	49.603	275.5	2:32:15.103	42	1	1:52.233	33.725	29.237	49.271	278.4	2:16:53.496
61	1	1:52.535	34.391	29.158	48.986	274.8	2:34:07.638	43	1	1:52.883	34.020	29.066	49.797	277.6	2:18:46.379
62	1	1:52.580	34.198	29.034	49.348	278.4	2:36:00.218	44	1	7:00.527B	34.200	29.252	5:57.075	277.6	2:25:46.906
63	1	1:53.453	34.178	29.236	50.039	276.2	2:37:53.671	45	1	2:13.893	53.274	29.334	51.285	282.0	2:28:00.799
64	1	2:06.761B	36.228	29.590	1:00.943	278.4	2:40:00.432	46	1	1:51.530	33.870	28.849	48.811	281.2	2:29:52.329
65	1	6:56.651	5:37.257	28.863	50.531	277.6	2:46:57.083	47	1	1:51.137	33.905	28.826	48.406	281.2	2:31:43.466
66	1	1:50.547	33.438	28.879	48.230	274.8	2:48:47.630	48	1	1:51.632	33.880	28.881	48.871	281.2	2:33:35.098
67	1	1:51.624	33.367	29.026	49.231	276.2	2:50:39.254	49	1	4:12.991B	34.548	28.780	3:09.663	284.2	2:37:48.089
68	1	1:51.541	33.789	29.025	48.727	275.5	2:52:30.795	50	1	2:13.970	54.643	29.414	49.913	281.2	2:40:02.059
69	1	1:53.640	35.430	29.233	48.977	275.5	2:54:24.435	51	1	1:50.173	33.462	28.774	47.937	280.5	2:41:52.232
70	1	1:52.936	34.129	29.232	49.575	274.1	2:56:17.371	52	1	1:51.770	34.771	28.564	48.435	281.2	2:43:44.002
71	1	1:51.876	33.656	29.147	49.073	274.1	2:58:09.247	53	1	1:53.524	33.425	29.149	50.950	281.2	2:45:37.526
72	1	1:52.887	33.881	29.160	49.846	274.1	3:00:02.134	54	1	1:49.927	33.180	28.656	48.091	279.8	2:47:27.453
								55	1	1:50.507	33.406	28.558	48.543	282.0	2:49:17.960

49 Pecom Racing		Oreca 03 - Nissan					
1. Luis Perez Companc	3. Nicholas Minassian						
2. Pierre Kaffer			LMP2				
1	1	19:03.189	...	31.271	49.025	270.7	19:03.189
2	1	1:51.421	33.922	28.748	48.751	278.4	20:54.610
3	1	1:50.847	33.520	28.774	48.553	279.8	22:45.457
4	1	1:51.629	34.192	28.903	48.534	278.4	24:37.086

50 Larbre Competition		Chevrolet Corvette C6-ZR1					
1. Patrick Bornhauser	3. Fernando Rees						
2. Julien Canal			LMGTE Am				
1	1	55:24.293	...	35.156	58.384	259.0	55:24.293
2	1	2:06.463	38.382	32.366	55.715	259.0	57:30.756
3	1	2:04.010	37.460	31.961	54.589	258.4	59:34.766



FIA WEC

Le Castellet Official Test

Friday Afternoon Session

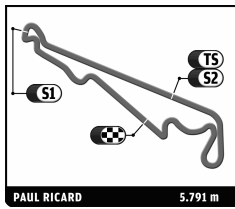
Sector Analysis

■ Personal Best
 ■ Session Best
 ■ Crossing the finish line in pit lane

Lap	D	Time	Sector 1	Sector 2	Sector 3	T. Spd	Elapsed	Lap	D	Time	Sector 1	Sector 2	Sector 3	T. Spd	Elapsed
4	1	2:03.504	37.250	31.740	54.514	260.2	1:01:38.270	14	3	2:18.105	53.290	31.206	53.609	264.1	54:29.794
5	1	2:03.132	37.012	31.693	54.427	259.0	1:03:41.402	15	3	4:57.306 B	36.105	31.330	3:49.871	262.1	59:27.100
6	1	2:02.551	36.637	31.570	54.344	259.6	1:05:43.953	16	1	2:26.510	56.039	32.406	58.065	262.1	1:01:53.610
7	1	2:14.383 B	36.956	31.851	1:05.576	261.5	1:07:58.336	17	1	2:05.859	37.426	32.047	56.386	260.9	1:03:59.469
8	1	7:35.582	6:06.724	32.580	56.278	259.6	1:15:33.918	18	1	2:14.414	45.427	32.630	56.357	260.2	1:06:13.883
9	1	2:04.273	37.566	31.968	54.739	260.2	1:17:38.191	19	1	2:05.987	37.705	32.110	56.172	261.5	1:08:19.870
10	1	2:02.543	36.661	31.612	54.270	260.2	1:19:40.734	20	1	2:04.795	37.268	31.939	55.588	260.9	1:10:24.665
11	1	2:03.251	36.999	31.658	54.594	260.9	1:21:43.985	21	1	2:05.760	37.515	31.792	56.453	261.5	1:12:30.425
12	1	2:02.007	36.433	31.479	54.095	261.5	1:23:45.992	22	1	2:07.275	38.288	31.947	57.040	261.5	1:14:37.700
13	1	2:11.368 B	36.742	31.566	1:03.060	260.2	1:25:57.360	23	1	2:06.867	37.960	31.847	57.060	261.5	1:16:44.567
14	1	7:19.400	5:44.620	34.234	1:00.546	255.3	1:33:16.760	24	1	2:06.619	37.728	32.217	56.674	260.2	1:18:51.186
15	1	2:12.049	40.756	32.727	58.566	259.0	1:35:28.809	25	1	2:06.593	37.943	32.017	56.633	260.9	1:20:57.779
16	1	2:09.572	39.904	32.376	57.292	260.2	1:37:38.381	26	1	2:07.157	37.901	32.174	57.082	262.8	1:23:04.936
17	1	2:08.785	38.791	32.305	57.689	259.0	1:39:47.166	27	1	2:07.214	38.393	32.182	56.639	263.4	1:25:12.150
18	1	2:07.101	38.647	32.039	56.415	260.9	1:41:54.267	28	1	2:06.139	37.790	31.915	56.434	263.4	1:27:18.289
19	1	2:06.928	38.165	32.146	56.617	247.7	1:44:01.195	29	1	2:05.834	37.840	32.321	55.673	262.8	1:29:24.123
20	1	2:32.431 B	37.808	31.937	1:22.686	260.2	1:46:33.626	30	1	42:34.388 B	38.080	31.912	...	262.8	2:11:58.511
21	1	10:11.304	8:41.306	32.903	57.095	257.8	1:56:44.930	31	1	2:20.909	53.615	31.500	55.794	263.4	2:14:19.420
22	1	2:07.825	39.168	32.085	56.572	258.4	1:58:52.755	32	1	2:04.715	37.380	32.155	55.180	262.8	2:16:24.135
23	1	2:06.340	38.024	32.023	56.293	259.6	2:00:59.095	33	1	2:03.375	36.959	31.295	55.121	264.7	2:18:27.510
24	1	2:05.314	37.773	31.842	55.699	261.5	2:03:04.409	34	1	2:04.918	37.691	31.845	55.382	264.1	2:20:32.428
25	1	2:05.818	37.448	32.562	55.808	258.4	2:05:10.227	35	1	2:04.486	37.576	31.480	55.430	265.4	2:22:36.914
26	1	2:05.194	37.626	31.801	55.767	260.2	2:07:15.421	36	1	2:05.889	38.293	31.699	55.897	264.1	2:24:42.803
27	1	2:15.588 B	37.805	31.765	1:06.018	262.8	2:09:31.009	37	1	2:07.090	38.918	31.532	56.640	263.4	2:26:49.893
28	1	8:14.467	6:44.357	32.973	57.137	259.6	2:17:45.476	38	1	2:05.904	37.919	31.729	56.256	264.7	2:28:55.797
29	1	2:05.617	38.303	32.060	55.254	259.0	2:19:51.093	39	1	2:27.277	59.625	31.583	56.069	266.0	2:31:23.074
30	1	2:05.171	38.275	31.735	55.161	261.5	2:21:56.264	40	1	2:05.500	37.823	31.513	56.164	265.4	2:33:28.574
31	1	2:04.027	37.571	31.634	54.822	261.5	2:24:00.291	41	1	2:03.868	37.515	31.310	55.043	267.3	2:35:32.442
32	1	2:08.027	40.696	32.131	55.200	258.4	2:26:08.318	42	1	3:16.522 B	37.700	31.539	2:07.283	266.0	2:38:48.964
33	1	2:03.553	37.560	31.502	54.491	262.1	2:28:11.871	43	3	2:20.168	53.183	31.401	55.584	266.7	2:41:09.132
34	1	2:04.285	37.299	31.350	55.636	265.4	2:30:16.156	44	3	2:00.948	36.533	31.095	53.320	266.0	2:43:10.080
35	1	2:16.672 B	38.668	31.586	1:06.418	266.0	2:32:32.828	45	3	2:00.853	36.534	31.070	53.249	266.7	2:45:10.933
36	1	6:54.393	5:22.445	33.565	58.383	260.2	2:39:27.221	46	3	2:00.863	36.059	31.059	53.745	264.7	2:47:11.796
37	1	2:08.080	39.749	32.549	55.782	262.8	2:41:35.301	47	3	2:57.436 B	36.252	31.075	1:50.109	265.4	2:50:09.232
38	1	2:04.112	37.943	31.696	54.473	264.7	2:43:39.413	48	2	2:20.997	53.648	31.611	55.738	266.0	2:52:30.229
39	1	2:02.823	37.064	31.449	54.310	265.4	2:45:42.236								
40	1	2:01.988	36.687	31.194	54.107	265.4	2:47:44.224								
41	1	2:02.587	36.815	31.452	54.320	266.0	2:49:46.811								
42	1	2:02.158	36.668	31.377	54.113	265.4	2:51:48.969								
43	1	2:02.490	36.736	31.333	54.421	264.7	2:53:51.459								
44	1	2:17.813 B	37.423	31.824	1:08.566	263.4	2:56:09.272								

61 AF Corse		3. Matt Griffin		Ferrari F458 Italia			
1. Jack Gerber				LMGTE Am			
2. Marco Cioci							
1	3	18:39.880	...	31.674	54.798	260.2	18:39.880
2	3	2:02.764	37.185	31.522	54.057	261.5	20:42.644
3	3	2:01.298	36.427	31.487	53.384	262.8	22:43.942
4	3	2:01.080	36.631	31.031	53.418	264.7	24:45.022
5	3	2:00.180	35.971	31.037	53.172	264.7	26:45.202
6	3	2:01.052	36.168	31.660	53.224	263.4	28:46.254
7	3	6:32.937 B	36.108	31.099	5:25.730	262.8	35:19.191
8	3	2:17.928	53.939	31.044	52.945	266.0	37:37.119
9	3	1:59.422	35.661	30.924	52.837	265.4	39:36.541
10	3	1:59.861	36.039	31.107	52.715	263.4	41:36.402
11	3	1:59.735	35.800	31.094	52.841	262.8	43:36.137
12	3	1:59.828	35.840	31.135	52.853	262.1	45:35.965
13	3	6:35.724 B	35.942	31.015	5:28.767	262.1	52:11.689

67 IMSA Performance Matmut		Porsche 911 GT3 RSR					
1. Patrice Milesi		LMGTE Am					
2. Raymond Narac							
1	1	53:44.768	...	33.894	57.193	257.1	53:44.768
2	1	2:10.421	39.254	33.083	58.084	257.8	55:55.189
3	1	2:08.515	39.151	33.193	56.171	251.7	58:03.704
4	1	2:07.264	38.102	32.521	56.641	259.0	1:00:10.968
5	1	2:06.923	38.054	32.431	56.438	259.6	1:02:17.891
6	1	2:06.580	37.812	32.179	56.589	259.6	1:04:24.471
7	1	2:05.074	37.352	32.240	55.482	260.9	1:06:29.545
8	1	2:05.387	37.564	32.092	55.731	261.5	1:08:34.932
9	1	2:05.224	37.504	32.155	55.565	260.9	1:10:40.156
10	1	2:04.891	37.485	31.989	55.417	259.6	1:12:45.047
11	1	2:19.935	37.521	32.036	1:10.378	261.5	1:15:04.982
12	1	2:15.999 B	39.477	32.363	1:04.159	261.5	1:17:20.981
13	2	4:24.339	2:53.855	35.061	55.423	259.6	1:21:45.320
14	2	2:01.487	36.537	31.191	53.759	264.1	1:23:46.807
15	2	2:01.972	36.875	30.854	54.243	266.0	1:25:48.779
16	2	2:00.895	36.342	31.279	53.274	263.4	1:27:49.674
17	2	2:00.609	35.952	31.103	53.554	262.1	1:29:50.283
18	2	2:11.169 B	36.350	31.641	1:03.178	248.8	1:32:01.452
19	2	15:47.361 B	...	46.702	1:38.757	152.8	1:47:48.813



FIA WEC

Le Castellet Official Test

Friday Afternoon Session

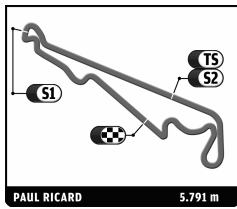
Sector Analysis

■ Personal Best
 ■ Session Best
 ■ Crossing the finish line in pit lane

Lap	D	Time	Sector 1	Sector 2	Sector 3	T. Spd	Elapsed	Lap	D	Time	Sector 1	Sector 2	Sector 3	T. Spd	Elapsed
20	2	15:20.982	...	31.874	55.656	258.4	2:03:09.795	31	4	2:01.931	36.671	31.284	53.976	261.5	2:14:56.447
21	2	2:02.421	36.745	31.254	54.422	261.5	2:05:12.216	32	4	2:02.296	36.686	31.302	54.308	262.1	2:16:58.743
22	2	2:01.331	36.227	31.113	53.991	262.8	2:07:13.547	33	4	2:01.435	36.398	31.125	53.912	264.1	2:19:00.178
23	2	2:01.148	36.494	31.218	53.436	261.5	2:09:14.695	34	4	2:00.492	36.273	31.119	53.100	262.1	2:21:00.670
24	2	2:01.600	36.016	31.211	54.373	262.1	2:11:16.295	35	4	2:00.043	36.074	30.966	53.003	264.1	2:23:00.713
25	2	2:00.903	35.906	31.084	53.913	261.5	2:13:17.198	36	4	2:02.488	36.284	31.627	54.577	263.4	2:25:03.201
26	2	2:14.579 B	36.222	31.376	1:06.981	260.9	2:15:31.777	37	4	2:01.636	36.707	31.107	53.822	263.4	2:27:04.837
27	1	11:42.377	...	32.853	57.498	257.8	2:27:14.154	38	4	2:00.961	36.528	30.954	53.479	266.7	2:29:05.798
28	1	2:07.222	38.010	31.992	57.220	260.9	2:29:21.376	39	4	2:02.295	37.601	31.109	53.585	270.7	2:31:08.093
29	1	2:06.414	38.120	32.077	56.217	260.9	2:31:27.790	40	4	2:00.578	36.150	31.050	53.378	264.1	2:33:08.671
30	1	2:05.924	37.761	32.045	56.118	261.5	2:33:33.714	41	4	2:00.651	36.334	31.018	53.299	264.7	2:35:09.322
31	1	2:12.531	37.735	31.904	1:02.892	262.1	2:35:46.245	42	4	2:00.143	36.142	30.898	53.103	265.4	2:37:09.465
32	1	2:06.416	38.044	31.888	56.484	262.1	2:37:52.661	43	4	1:59.737	35.229	31.065	53.443	265.4	2:39:09.202
33	1	2:09.498	40.120	32.846	56.532	260.9	2:40:02.159	44	4	2:01.753	37.182	30.838	53.733	268.0	2:41:10.955
34	1	2:07.039	38.545	32.127	56.367	262.8	2:42:09.198	45	4	2:00.141	36.236	30.678	53.227	270.0	2:43:11.096
35	1	2:05.553	37.888	31.791	55.874	263.4	2:44:14.751	46	4	4:00.773 B	36.443	30.913	2:53.417	270.0	2:47:11.869
36	1	2:05.387	37.615	31.946	55.826	261.5	2:46:20.138	47	3	2:20.731	54.871	31.249	54.611	266.0	2:49:32.600
37	1	2:05.781	37.851	31.842	56.088	262.1	2:48:25.919	48	3	2:01.109	36.361	31.154	53.594	266.0	2:51:33.709
38	1	2:06.986	37.680	31.977	57.329	261.5	2:50:32.905	49	3	2:00.782	36.220	31.089	53.473	264.7	2:53:34.491
39	1	2:07.446	38.177	32.407	56.862	262.1	2:52:40.351	50	3	2:02.673	36.434	31.093	55.146	264.7	2:55:37.164
40	1	2:11.429	41.925	32.745	56.759	261.5	2:54:51.780	51	3	2:00.806	36.218	31.073	53.515	265.4	2:57:37.970
41	1	2:08.520	38.531	32.228	57.761	260.9	2:57:00.300	52	3	2:00.663	36.142	31.025	53.496	266.0	2:59:38.633
42	1	2:07.556	38.349	32.514	56.693	259.6	2:59:07.856	53	3	2:00.527	36.145	31.126	53.256	264.7	3:01:39.160
43	1	2:06.923	38.286	32.046	56.591	262.1	3:01:14.779								

71	AF CORSE		Ferrari F458 Italia				
	1. Gianmaria Bruni	3. Toni Vilander	LMGTE Pro				
	2. Giancarlo Fisichella	4. Kamui Kobayashi					
1	4	33:59.156	...	31.960	56.067	260.9	33:59.156
2	4	2:03.322	37.592	31.500	54.230	260.9	36:02.478
3	4	2:03.250	36.676	31.299	55.275	263.4	38:05.728
4	4	2:01.571	36.597	31.347	53.627	264.1	40:07.299
5	4	2:00.904	36.194	31.387	53.323	262.8	42:08.203
6	4	2:00.385	36.146	31.324	52.915	262.1	44:08.588
7	4	6:43.109 B	36.741	31.418	5:34.950	260.2	50:51.697
8	4	2:24.320	52.766	31.248	1:00.306	261.5	53:16.017
9	4	2:06.379	35.948	32.790	57.641	262.1	55:22.396
10	4	2:02.452	36.872	31.414	54.166	262.1	57:24.848
11	4	2:04.835	36.604	31.332	56.899	261.5	59:29.683
12	4	2:02.067	36.874	31.264	53.929	262.1	1:01:31.750
13	4	2:00.300	36.009	31.174	53.117	261.5	1:03:32.050
14	4	3:10.080 B	35.898	31.135	2:03.047	262.1	1:06:42.130
15	3	2:23.232	56.022	31.686	55.524	262.1	1:09:05.362
16	3	2:17.131	39.297	38.459	59.375	196.0	1:11:22.493
17	3	2:01.247	36.184	31.308	53.755	261.5	1:13:23.740
18	3	2:04.616	39.546	31.483	53.587	261.5	1:15:28.356
19	3	2:00.192	36.067	31.262	52.863	262.1	1:17:28.548
20	3	1:59.848	35.875	31.176	52.797	262.8	1:19:28.396
21	3	4:29.180 B	36.794	31.581	3:20.805	262.1	1:23:57.576
22	3	2:25.846	59.420	32.105	54.321	261.5	1:26:23.422
23	3	2:00.623	36.117	31.254	53.252	262.1	1:28:24.045
24	3	2:00.311	36.046	31.189	53.076	262.8	1:30:24.356
25	3	2:00.145	35.966	31.316	52.863	263.4	1:32:24.501
26	3	2:00.159	35.914	31.171	53.074	263.4	1:34:24.660
27	3	31:42.297 B	36.020	31.278	...	262.8	2:06:06.957
28	4	2:36.479	1:01.336	34.189	1:00.954	257.1	2:08:43.436
29	4	2:07.603	39.007	32.343	56.253	258.4	2:10:51.039
30	4	2:03.477	37.253	31.523	54.701	260.9	2:12:54.516

76	Imsa Performance Matmut		Porsche 911 GT3 RSR				
	1. Raymond Narac	3. Jean-Karl Vernay	LMGTE Am				
	2. Christophe Bourret						
1	2	27:07.882	...	32.823	55.235	257.1	27:07.882
2	2	2:04.831	37.094	32.640	55.097	257.8	29:12.713
3	2	2:02.882	37.012	31.541	54.329	259.6	31:15.595
4	2	2:02.191	36.733	31.490	53.986	260.9	33:17.786
5	2	2:01.705	36.552	31.303	53.850	260.9	35:19.491
6	2	2:01.483	36.532	31.303	53.648	262.8	37:20.974
7	2	2:13.005 B	36.877	31.291	1:04.837	262.1	39:33.979
8	2	8:28.066	7:00.560	32.551	54.955	254.7	48:02.045
9	2	2:02.315	36.561	31.570	54.184	259.0	50:04.360
10	2	2:20.512 B	40.719	32.808	1:06.985	257.8	52:24.872
11	2	3:53.145	2:24.011	32.634	56.500	257.1	56:18.017
12	2	2:01.777	36.616	31.644	53.517	258.4	58:19.794
13	2	2:01.452	36.163	31.447	53.842	260.2	1:00:21.246
14	2	2:00.856	36.078	31.500	53.278	259.6	1:02:22.102
15	2	2:01.468	36.054	31.507	53.907	259.6	1:04:23.570
16	2	2:00.435	35.491	31.694	53.250	259.6	1:06:24.005
17	2	2:15.063 B	36.133	31.592	1:07.338	260.2	1:08:39.068
18	3	4:10.708	2:42.077	32.537	56.094	257.1	1:12:49.776
19	3	2:04.616	36.648	31.982	55.986	259.0	1:14:54.392
20	3	2:03.535	36.689	31.828	55.018	259.0	1:16:57.927
21	3	2:02.699	36.595	31.748	54.356	259.6	1:19:00.626
22	3	2:02.693	36.415	31.813	54.465	260.2	1:21:03.319
23	3	2:11.608 B	36.282	31.631	1:03.695	260.9	1:23:14.927
24	3	4:39.069	3:11.908	32.206	54.955	258.4	1:27:53.996
25	3	2:02.665	36.693	31.741	54.231	259.0	1:29:56.661
26	3	2:02.735	36.606	31.704	54.425	260.2	1:31:59.396
27	3	2:11.271 B	36.349	31.525	1:03.397	259.6	1:34:10.667
28	3	5:42.399	4:09.319	31.744	1:01.336	260.2	1:39:53.066
29	3	2:02.831	36.754	31.581	54.496	261.5	1:41:55.897
30	3	2:02.767	36.860	31.859	54.048	262.8	1:43:58.664
31	3	2:25.767 B	36.244	31.507	1:18.016	259.6	1:46:24.431



FIA WEC

Le Castellet Official Test

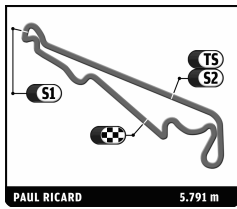
Friday Afternoon Session

Sector Analysis

■ Personal Best
 ■ Session Best
 ■ Crossing the finish line in pit lane

Lap	D	Time	Sector 1	Sector 2	Sector 3	T. Spd	Elapsed	Lap	D	Time	Sector 1	Sector 2	Sector 3	T. Spd	Elapsed	
32	3	10:00.888	8:31.202	32.293	57.393	256.5	1:56:25.319	81 8 Star Motorsport 1.Enzo Potolicchio 2.Rui Aguas 3.Philipp Peter 4.Jason Bright Ferrari F458 Italia LMGTE Am	1	1	26:23.751	...	31.952	56.289	259.6	26:23.751
33	3	2:03.801	37.330	31.727	54.744	258.4	1:58:29.120		2	1	2:04.458	37.573	31.907	54.978	260.2	28:28.209
34	3	2:02.498	36.698	31.615	54.185	259.0	2:00:31.618		3	1	2:02.444	36.762	31.543	54.139	261.5	30:30.653
35	3	2:01.554	36.360	31.402	53.792	260.9	2:02:33.172		4	1	2:01.753	36.694	31.321	53.738	262.8	32:32.406
36	3	2:20.060B	36.623	31.426	1:12.011	261.5	2:04:53.232		5	1	2:01.405	36.393	31.259	53.753	262.1	34:33.811
37	1	9:07.930	7:32.960	34.631	1:00.339	255.3	2:14:01.162		6	1	2:02.944	36.380	31.291	55.273	263.4	36:36.755
38	1	2:09.409	39.295	32.678	57.436	258.4	2:16:10.571		7	1	2:01.164	36.350	31.215	53.599	264.7	38:37.919
39	1	2:08.696	38.967	32.450	57.279	259.0	2:18:19.267		8	1	2:00.952	36.332	31.222	53.398	264.1	40:38.871
40	1	2:09.481	38.845	33.366	57.270	257.8	2:20:28.748		9	1	2:00.824	36.063	31.201	53.560	261.5	42:39.695
41	1	2:07.755	38.356	32.091	57.308	260.2	2:22:36.503		10	1	10:14.564B	36.156	31.267	9:07.141	262.1	52:54.259
42	1	2:09.954	39.526	32.862	57.566	259.0	2:24:46.457	11	2	2:19.049	53.719	31.373	53.957	262.8	55:13.308	
43	1	2:08.252	38.777	32.488	56.987	259.6	2:26:54.709	12	2	2:01.098	36.138	31.310	53.650	260.9	57:14.406	
44	1	2:08.107	38.341	32.313	57.453	259.6	2:29:02.816	13	2	2:01.077	36.185	31.238	53.654	261.5	59:15.483	
45	1	2:09.280	39.219	32.517	57.544	248.3	2:31:12.096	14	2	5:46.507B	36.524	31.336	4:38.647	262.8	1:05:01.990	
46	1	2:07.576	38.191	32.239	57.146	259.6	2:33:19.672	15	2	2:28.611	1:01.612	31.956	55.043	260.9	1:07:30.601	
47	1	2:08.058	38.392	32.434	57.232	260.2	2:35:27.730	16	2	2:02.440	36.941	31.355	54.144	262.1	1:09:33.041	
48	1	2:07.034	38.083	32.515	56.436	260.2	2:37:34.764	17	2	2:14.252	36.564	42.704	54.984	254.1	1:11:47.293	
49	1	2:08.577	38.664	32.617	57.296	260.9	2:39:43.341	18	2	2:11.042	36.810	32.261	1:01.971	262.8	1:13:58.335	
50	1	2:07.520	38.408	32.320	56.792	260.9	2:41:50.861	19	2	2:02.286	36.928	31.560	53.798	263.4	1:16:00.621	
51	1	2:06.908	38.386	32.169	56.353	261.5	2:43:57.769	20	2	2:01.377	36.453	31.384	53.540	263.4	1:18:01.998	
52	1	2:07.808	37.916	32.437	57.455	260.2	2:46:05.577	21	2	2:01.065	36.406	31.105	53.554	262.8	1:20:03.063	
53	1	2:07.294	37.969	32.342	56.983	260.2	2:48:12.871	22	2	2:01.635	36.379	31.104	54.152	264.1	1:22:04.698	
54	1	2:07.237	37.901	32.509	56.827	264.1	2:50:20.108	23	2	2:01.244	36.352	31.554	53.338	262.8	1:24:05.942	
55	1	2:08.046	38.599	32.499	56.948	260.9	2:52:28.154	24	2	2:09.482	36.716	31.857	1:00.909	263.4	1:26:15.424	
56	1	2:08.900	38.480	32.671	57.749	260.2	2:54:37.054	25	2	2:01.849	36.615	31.243	53.991	263.4	1:28:17.273	
57	1	2:08.215	38.539	32.526	57.150	259.0	2:56:45.269	26	2	2:00.598	36.158	31.117	53.323	264.1	1:30:17.871	
58	1	2:07.909	38.577	32.423	56.909	259.0	2:58:53.178	27	2	2:00.476	35.990	31.183	53.303	264.1	1:32:18.347	
59	1	2:06.969	38.041	32.456	56.472	259.6	3:01:00.147	28	2	7:10.162B	36.044	31.116	6:03.002	264.1	1:39:28.509	
								29	1	2:22.329	56.250	31.410	54.669	263.4	1:41:50.838	
								30	1	2:01.280	36.769	31.165	53.346	264.1	1:43:52.118	
								31	1	12:26.834B	36.592	31.239	...	263.4	1:56:18.952	
								32	1	2:24.355	56.581	32.515	55.259	261.5	1:58:43.307	
								33	1	2:02.581	36.947	31.536	54.098	264.1	2:00:45.888	
								34	1	2:01.665	36.889	31.208	53.568	263.4	2:02:47.553	
								35	1	2:01.900	36.775	31.099	54.026	263.4	2:04:49.453	
								36	1	2:00.990	36.297	31.112	53.581	263.4	2:06:50.443	
								37	1	2:18.534	52.613	31.978	53.943	262.8	2:09:08.977	
								38	1	2:01.331	36.437	31.109	53.785	264.1	2:11:10.308	
								39	1	2:00.814	36.216	31.043	53.555	263.4	2:13:11.122	
								40	1	2:01.014	36.422	31.092	53.500	264.1	2:15:12.136	
								41	1	4:22.625B	36.559	31.176	3:14.890	264.1	2:19:34.761	
								42	3	2:18.694	52.877	31.560	54.257	263.4	2:21:53.455	
								43	3	2:00.951	36.335	31.016	53.600	263.4	2:23:54.406	
								44	3	2:00.862	36.140	31.116	53.606	263.4	2:25:55.268	
								45	3	2:00.623	36.122	31.050	53.451	264.7	2:27:55.891	
								46	3	2:02.217	37.451	31.075	53.691	268.7	2:29:58.108	
								47	3	2:00.723	36.132	31.048	53.543	266.0	2:31:58.831	
								48	3	6:55.824B	36.889	31.182	5:47.753	264.7	2:38:54.655	
								49	3	2:20.395	53.009	30.937	56.449	269.3	2:41:15.050	
								50	3	2:00.927	36.337	30.923	53.667	268.0	2:43:15.977	
								51	3	2:00.450	36.211	30.953	53.286	268.0	2:45:16.427	
								52	3	2:01.093	36.186	30.991	53.916	266.7	2:47:17.520	
								53	3	2:00.753	36.281	30.988	53.484	267.3	2:49:18.273	
								54	3	2:00.710	36.302	31.044	53.364	267.3	2:51:18.983	

Lap	D	Time	Sector 1	Sector 2	Sector 3	T. Spd	Elapsed
77							
Proton Competition							
1.Christian Ried				3.Paolo Ruberti			
2.Gianluca Roda				Porsche 911 GT3 RSR			
				LMGTE Am			
1	2	1:01:35.934	...	32.361	56.487	263.4	1:01:35.934
2	2	2:03.549	37.363	31.376	54.810	262.1	1:03:39.483
3	2	2:02.653	36.827	31.123	54.703	266.0	1:05:42.136
4	2	14:22.565B	37.295	31.151	...	266.0	1:20:04.701
5	2	2:27.280	57.916	33.758	55.606	261.5	1:22:31.981
6	2	2:02.778	37.263	31.134	54.381	265.4	1:24:34.759
7	2	2:02.352	37.161	30.930	54.261	266.7	1:26:37.111
8	2	2:01.725	36.697	30.833	54.195	268.0	1:28:38.836
9	2	2:06.212	39.549	32.207	54.456	266.0	1:30:45.048
10	2	2:02.196	37.094	30.910	54.192	267.3	1:32:47.244
11	2	2:03.018	37.259	30.794	54.965	268.0	1:34:50.262
12	2	2:02.372	37.034	31.052	54.286	265.4	1:36:52.634
13	2	2:01.627	36.809	30.882	53.936	265.4	1:38:54.261
14	2	2:05.548	40.331	31.163	54.054	265.4	1:40:59.809
15	2	2:02.217	37.038	30.865	54.314	265.4	1:43:02.026
16	2	33:23.743B	37.403	32.129	...	264.7	2:16:25.769
17	2	2:37.998	1:03.150	34.973	59.875	206.9	2:19:03.767
18	2	2:03.538	37.858	31.037	54.643	266.7	2:21:07.305
19	2	15:52.819B	37.114	31.018	...	253.5	2:37:00.124
20	2	2:30.831	1:03.054	31.984	55.793	268.0	2:39:30.955
21	2	2:02.498	37.435	30.789	54.274	270.7	2:41:33.453
22	2	2:02.500	37.177	30.999	54.324	270.7	2:43:35.953
23	2	2:04.615	36.755	30.870	56.990	270.0	2:45:40.568
24	2	2:02.433	37.235	30.831	54.367	270.7	2:47:43.001
25	2	2:01.630	36.879	30.717	54.034	270.0	2:49:44.631
26	2	2:02.212	37.143	30.868	54.201	270.7	2:51:46.843

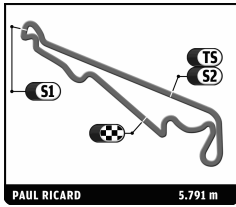


FIA WEC
Le Castellet Official Test
Friday Afternoon Session

Sector Analysis

Personal Best Session Best B Crossing the finish line in pit lane

Lap	D	Time	Sector 1	Sector 2	Sector 3	T. Spd	Elapsed	Lap	D	Time	Sector 1	Sector 2	Sector 3	T. Spd	Elapsed
88 Proton Competition Porsche 911 GT3 RSR 1. Christian Ried 3. Paolo Ruberti LMGTE Am 2. Gianluca Roda								19	3	7:37.267 B	36.428	31.610	6:29.229	257.8	1:07:19.278
1	3	31:26.336	...	32.394	57.645	258.4	31:26.336	20	3	2:22.494	52.648	34.021	55.825	223.6	1:09:41.772
2	3	2:08.454	37.748	31.558	59.148	262.8	33:34.790	21	3	1:59.841	35.554	31.455	52.832	256.5	1:11:41.613
3	3	2:02.816	36.858	31.175	54.783	263.4	35:37.606	22	3	2:00.038	35.714	31.493	52.831	256.5	1:13:41.651
4	3	2:02.089	36.592	31.010	54.487	267.3	37:39.695	23	3	2:00.404	36.009	31.418	52.977	258.4	1:15:42.055
5	3	2:00.967	36.235	31.132	53.600	265.4	39:40.662	24	3	4:53.913 B	35.895	32.134	3:45.884	258.4	1:20:35.968
6	3	2:01.494	36.588	31.173	53.733	262.8	41:42.156	25	2	2:17.297	52.378	31.586	53.333	255.9	1:22:53.265
7	3	16:26.241 B	36.324	31.359	...	261.5	58:08.397	26	2	2:00.200	35.908	31.409	52.883	257.1	1:24:53.465
8	3	2:22.184	55.462	32.433	54.289	248.8	1:00:30.581	27	2	1:59.523	35.740	31.353	52.430	257.8	1:26:52.988
9	3	2:02.819	36.772	32.212	53.835	250.6	1:02:33.400	28	2	1:59.683	35.865	31.465	52.353	257.1	1:28:52.671
10	3	6:20.286 B	36.682	32.216	5:11.388	250.6	1:08:53.686	29	2	2:09.134	35.651	31.189	1:02.294	260.2	1:31:01.805
11	3	2:19.099	53.044	31.638	54.417	257.1	1:11:12.785	30	2	1:59.921	36.238	31.387	52.296	259.0	1:33:01.726
12	3	2:01.394	36.321	31.485	53.588	258.4	1:13:14.179	31	2	1:04:39.960 B	35.695	31.358	...	258.4	2:37:41.686
13	3	2:01.339	36.124	31.445	53.770	258.4	1:15:15.518	32	2	2:20.615	53.486	33.429	53.700	248.8	2:40:02.301
14	3	2:01.156	36.062	31.561	53.533	259.0	1:17:16.674	33	2	2:00.810	36.261	31.365	53.184	261.5	2:42:03.111
15	3	2:00.907	36.007	31.545	53.355	257.8	1:19:17.581	34	2	2:00.007	35.925	31.343	52.739	261.5	2:44:03.118
16	3	2:01.113	36.206	31.455	53.452	258.4	1:21:18.694	35	2	2:00.252	35.999	31.214	53.039	261.5	2:46:03.370
17	3	7:11.430 B	36.328	31.471	6:03.631	257.8	1:28:30.124	36	2	1:59.863	36.028	31.138	52.697	260.9	2:48:03.233
18	3	2:18.413	52.947	31.738	53.728	257.1	1:30:48.537	37	2	6:51.470 B	36.131	31.324	5:44.015	262.1	2:54:54.703
19	3	2:01.730	36.656	31.439	53.635	258.4	1:32:50.267	38	2	2:17.198	52.020	31.891	53.287	258.4	2:57:11.901
20	3	40:25.246 B	36.600	31.546	...	257.8	2:13:15.513	39	2	2:00.195	36.108	31.204	52.883	260.2	2:59:12.096
21	3	2:21.796	54.960	31.602	55.234	262.8	2:15:37.309	40	2	2:00.343	35.985	31.189	53.169	264.1	3:01:12.439
22	3	2:03.799	37.187	31.492	55.120	264.7	2:17:41.108								
23	3	2:02.319	36.660	31.152	54.507	267.3	2:19:43.427								
24	3	2:01.963	36.384	31.119	54.460	266.0	2:21:45.390								
25	3	2:01.545	36.411	31.038	54.096	266.0	2:23:46.935								
26	3	2:01.651	36.609	31.003	54.039	266.0	2:25:48.586								
27	3	9:56.344 B	37.765	31.727	8:46.852	265.4	2:35:44.930								
28	3	2:20.298	54.177	31.273	54.848	268.0	2:38:05.228								
29	3	2:01.983	36.884	30.968	54.131	271.4	2:40:07.211								
30	3	2:01.960	36.628	30.861	54.471	272.7	2:42:09.171								
31	3	2:01.799	36.429	30.961	54.409	270.0	2:44:10.970								
32	3	2:01.572	36.570	30.948	54.054	270.0	2:46:12.542								
33	3	2:01.135	36.335	30.850	53.950	270.7	2:48:13.677								
91 Porsche AG Team Manthey Porsche 911 RSR 1. Jörg Bergmeister 3. Timo Bernhard LMGTE Pro 2. Patrick Pilet								Aston Martin Racing Aston Martin Vantage V8 1. Roald Goethe 3. Jamie Campbell-Walter LMGTE Am 2. Stuart Hall							
1	3	7:29.344	5:59.812	33.290	56.242	250.0	7:29.344	1	1	22:01.435	...	32.790	57.777	256.5	22:01.435
2	3	2:03.615	37.293	32.085	54.237	253.5	9:32.959	2	1	2:08.645	39.225	32.294	57.126	257.8	24:10.080
3	3	2:02.071	36.517	31.761	53.793	255.3	11:35.030	3	1	2:07.047	38.597	31.843	56.607	258.4	26:17.127
4	3	2:01.485	36.439	31.657	53.389	255.9	13:36.515	4	1	8:52.712 B	38.532	1:03.863	7:10.317	228.3	35:09.839
5	3	2:01.264	36.188	31.612	53.464	256.5	15:37.779	5	1	2:33.174	57.342	33.163	1:02.669	257.8	37:43.013
6	3	2:01.181	36.109	31.600	53.472	255.3	17:38.960	6	1	2:06.642	38.624	32.056	55.962	260.2	39:49.655
7	3	7:31.249 B	36.473	31.515	6:23.261	257.1	25:10.209	7	1	2:06.306	38.198	31.845	56.263	259.0	41:55.961
8	3	2:18.762	53.140	31.687	53.935	255.9	27:28.971	8	1	3:42.733 B	38.334	31.829	2:32.570	259.0	45:38.694
9	3	2:01.339	36.365	31.707	53.267	256.5	29:30.310	9	1	2:26.229	57.015	33.255	55.959	257.1	48:04.923
10	3	2:00.865	36.052	31.641	53.172	256.5	31:31.175	10	1	2:05.671	37.890	31.965	55.816	258.4	50:10.594
11	3	2:02.121	36.009	31.404	54.708	260.9	33:33.296	11	1	2:05.576	37.704	31.589	56.283	260.2	52:16.170
12	3	13:44.106 B	36.315	31.534	...	257.1	47:17.402	12	1	2:03.742	37.284	31.379	55.079	259.6	54:19.912
13	3	2:19.877	53.510	32.093	54.274	252.9	49:37.279	13	1	2:04.685	37.630	31.771	55.284	259.0	56:24.597
14	3	2:01.465	36.248	31.683	53.534	254.7	51:38.744	14	1	2:03.855	37.242	31.349	55.264	259.0	58:28.452
15	3	2:01.630	36.232	32.018	53.380	255.9	53:40.374	15	1	2:05.090	37.618	31.660	55.812	259.6	1:00:33.542
16	3	2:00.724	36.177	31.473	53.074	257.8	55:41.098	16	1	6:51.998 B	38.528	32.002	5:41.468	258.4	1:07:25.540
17	3	2:00.321	35.799	31.547	52.975	256.5	57:41.419	17	1	2:23.471	56.026	32.409	55.036	255.9	1:09:49.011
18	3	2:00.592	36.141	31.486	52.965	257.1	59:42.011	18	1	2:03.279	37.113	31.939	54.227	258.4	1:11:52.290
								19	1	2:02.490	36.446	31.775	54.269	259.6	1:13:54.780
								20	1	2:01.944	36.605	31.607	53.732	260.2	1:15:56.724
								21	1	12:37.130 B	36.726	31.686	...	260.2	1:28:33.854
								22	1	2:21.082	52.628	31.814	56.640	257.8	1:30:54.936
								23	1	2:01.128	36.382	31.301	53.445	260.2	1:32:56.064
								24	1	2:01.151	36.223	31.385	53.543	260.2	1:34:57.215
								25	1	2:01.331	36.237	31.390	53.704	259.6	1:36:58.546
								26	1	30:50.584 B	36.515	31.705	...	260.2	2:07:49.130
								27	3	2:27.943	58.259	32.854	56.830	255.9	2:10:17.073
								28	3	2:01.708	37.139	31.198	53.371	261.5	2:12:18.781
								29	3	2:01.664	36.404	31.508	53.752	260.2	2:14:20.445
								30	3	2:01.361	36.631	31.263	53.467	259.6	2:16:21.806
								31	3	2:00.053	35.987	31.001	53.065	260.9	2:18:21.859
								32	3	2:00.720	36.327	31.127	53.266	262.1	2:20:22.579



FIA WEC
Le Castellet Official Test
Friday Afternoon Session

Sector Analysis

■ Personal Best ■ Session Best B Crossing the finish line in pit lane

Lap	D	Time	Sector 1	Sector 2	Sector 3	T. Spd	Elapsed	Lap	D	Time	Sector 1	Sector 2	Sector 3	T. Spd	Elapsed
33	3	2:00.419	36.117	30.980	53.322	262.1	2:22:22.998								
34	3	3:19.564 B	35.962	30.873	2:12.729	261.5	2:25:42.562								
35	2	2:24.989	54.550	31.803	58.636	262.8	2:28:07.551								
36	2	2:07.621	38.694	31.530	57.397	262.8	2:30:15.172								
37	2	2:09.522	38.926	31.808	58.788	262.8	2:32:24.694								
38	2	2:07.316	38.506	31.838	56.972	260.9	2:34:32.010								
39	2	2:07.175	38.356	31.663	57.156	261.5	2:36:39.185								
40	2	2:06.219	38.583	31.686	55.950	260.9	2:38:45.404								
41	2	2:05.754	37.869	31.714	56.171	261.5	2:40:51.158								
42	2	3:28.148 B	38.427	31.337	2:18.384	262.8	2:44:19.306								
43	1	2:19.317	53.888	31.489	53.940	261.5	2:46:38.623								
44	1	2:01.787	36.799	31.085	53.903	264.1	2:48:40.410								
45	1	2:01.007	36.328	31.075	53.604	263.4	2:50:41.417								
46	1	2:00.376	36.167	30.942	53.267	264.7	2:52:41.793								
47	1	2:04.040	39.108	31.147	53.785	262.8	2:54:45.833								