

FIA WEC

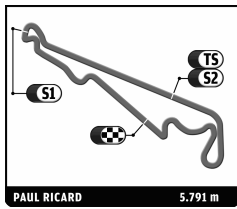
Le Castellet Official Test

Saturday Morning Session

Sector Analysis

■ Personal Best
 ■ Session Best
 ■ Crossing the finish line in pit lane

Lap	D	Time	Sector 1	Sector 2	Sector 3	T. Spd	Elapsed	Lap	D	Time	Sector 1	Sector 2	Sector 3	T. Spd	Elapsed
12	Rebellion Racing 1.Nicolas Prost 2.Neel Jani							Lola B12/60 Coupé - Toyota LMP1							
1	1	45:34.090	B	...	32.418	1:07.831	283.5	45:34.090							
2	1	9:39.318		8:11.927	31.197	56.194	286.5	55:13.408							
3	1	2:03.923		37.947	30.436	55.540	287.2	57:17.331							
4	1	2:03.679		37.943	30.293	55.443	289.5	59:21.010							
5	1	2:01.321		37.565	29.763	53.993	290.3	1:01:22.331							
6	1	2:00.144		37.162	29.626	53.356	290.3	1:03:22.475							
7	1	1:59.821		36.939	29.567	53.315	291.1	1:05:22.296							
8	1	2:09.075	B	36.617	29.294	1:03.164	290.3	1:07:31.371							
9	1	25:58.109		...	29.904	53.727	290.3	1:33:29.480							
10	1	1:58.102		36.144	29.214	52.744	293.5	1:35:27.582							
11	1	1:58.308		36.322	29.220	52.766	292.7	1:37:25.890							
12	1	1:56.633		36.047	28.734	51.852	294.3	1:39:22.523							
13	1	2:08.540	B	35.903	29.661	1:02.976	283.5	1:41:31.063							
14	1	10:58.411		9:38.066	29.021	51.324	292.7	1:52:29.474							
15	1	1:55.483		35.648	28.580	51.255	295.1	1:54:24.957							
16	1	1:55.678		35.809	28.760	51.109	292.7	1:56:20.635							
17	1	2:06.761	B	36.158	28.937	1:01.666	294.3	1:58:27.396							
18	1	7:44.221		6:24.954	28.952	50.315	293.5	2:06:11.617							
19	1	1:52.128		34.496	28.480	49.152	294.3	2:08:03.745							
20	1	1:50.463		33.875	27.872	48.716	295.9	2:09:54.208							
21	1	1:50.124		33.444	27.739	48.941	295.9	2:11:44.332							
22	1	1:51.120		33.752	27.735	49.633	295.1	2:13:35.452							
23	1	1:49.254		33.166	28.191	47.897	295.1	2:15:24.706							
24	1	1:52.266		34.080	29.421	48.765	295.1	2:17:16.972							
25	1	1:48.452		32.739	27.614	48.099	298.3	2:19:05.424							
26	1	1:47.847		32.732	27.650	47.465	297.5	2:20:53.271							
27	1	2:03.456	B	34.638	28.224	1:00.594	281.2	2:22:56.727							
28	1	33:43.490		...	27.621	48.899	297.5	2:56:40.217							
29	1	1:46.567		32.441	27.209	46.917	298.3	2:58:26.784							
30	1	1:46.667		32.295	27.420	46.952	299.2	3:00:13.451							
31	1	1:46.261		32.292	27.308	46.661	300.0	3:01:59.712							
32	1	1:50.827		35.476	28.036	47.315	298.3	3:03:50.539							
33	1	1:45.786		32.169	27.401	46.216	298.3	3:05:36.325							
34	1	1:57.918	B	32.914	27.696	57.308	298.3	3:07:34.243							
35	1	8:55.667		7:41.945	27.594	46.128	295.1	3:16:29.910							
36	1	1:43.890		31.798	26.998	45.094	299.2	3:18:13.800							
37	1	1:44.546		31.493	27.053	46.000	300.8	3:19:58.346							
38	1	1:44.166		31.528	27.085	45.553	300.0	3:21:42.512							
39	1	1:58.675	B	33.240	27.527	57.908	300.0	3:23:41.187							
40	1	10:02.799		8:48.756	27.519	46.524	295.1	3:33:43.986							
41	1	1:45.269		32.036	27.169	46.064	299.2	3:35:29.255							
42	1	1:48.687		32.964	28.044	47.679	299.2	3:37:17.942							
43	1	1:47.074		32.947	27.579	46.548	296.7	3:39:05.016							
44	1	1:45.856		31.949	27.294	46.613	298.3	3:40:50.872							
45	1	2:00.976	B	34.068	27.875	59.033	300.0	3:42:51.848							
46	2	4:38.777		3:21.189	27.303	50.285	299.2	3:47:30.625							
47	2	1:47.223		32.220	27.292	47.711	301.7	3:49:17.848							
48	2	1:47.220		32.201	27.053	47.966	302.5	3:51:05.068							
49	2	1:45.281		32.104	27.144	46.033	301.7	3:52:50.349							
50	2	1:47.376		32.572	27.136	47.668	297.5	3:54:37.725							
51	2	1:44.772		31.852	26.955	45.965	301.7	3:56:22.497							
52	2	1:43.724		31.457	26.905	45.362	301.7	3:58:06.221							
53	2	1:47.743		31.967	27.350	48.426	300.0	3:59:53.964							
54	2	1:55.662	B	32.675	27.088	55.899	300.8	4:01:49.626							
21	Strakka Racing 1.Nick Leventis 2.Danny Watts							HPD ARX 03c - Honda LMP1							
1	3	54:40.637		...	32.283	58.998	259.0	54:40.637							
2	3	2:05.883		39.097	30.921	55.865	279.1	56:46.520							
3	3	2:03.095		37.934	30.459	54.702	281.2	58:49.615							
4	3	2:00.820		37.185	29.969	53.666	282.0	1:00:50.435							
5	3	2:01.240		36.936	29.833	54.471	282.7	1:02:51.675							
6	3	2:00.023		36.936	29.892	53.195	282.0	1:04:51.698							
7	3	1:59.322		36.596	29.838	52.888	282.0	1:06:51.020							
8	3	1:58.938		36.543	29.861	52.534	282.0	1:08:49.958							
9	3	7:00.204	B	39.211	30.081	5:50.912	282.0	1:15:50.162							
10	3	2:24.204		57.982	30.784	55.438	276.2	1:18:14.366							
11	3	2:01.394		37.623	30.273	53.498	281.2	1:20:15.760							
12	3	1:59.910		36.893	29.975	53.042	282.7	1:22:15.670							
13	3	2:01.462		38.347	30.015	53.100	282.7	1:24:17.132							
14	3	2:00.549		36.858	29.723	53.968	284.2	1:26:17.681							
15	3	1:58.871		36.585	29.721	52.565	285.0	1:28:16.552							
16	3	12:39.504	B	37.276	30.256	...	284.2	1:40:56.056							
17	3	2:18.089		56.484	29.739	51.866	288.8	1:43:14.145							
18	3	1:56.277		35.171	29.209	51.897	288.0	1:45:10.422							
19	3	1:06:39.847	B	35.503	29.397	...	289.5	2:51:50.269							
20	2	2:09.652		53.340	27.759	48.553	291.9	2:53:59.921							
21	2	1:45.098		32.202	27.116	45.780	295.1	2:55:45.019							
22	2	1:46.582		31.885	27.272	47.425	296.7	2:57:31.601							
23	2	1:45.318		31.773	27.399	46.146	294.3	2:59:16.919							
24	2	1:45.652		32.081	27.244	46.327	295.9	3:01:02.571							
25	2	4:46.375	B	33.202	27.841	3:45.332	295.9	3:05:48.946							
26	2	2:12.449		53.573	28.605	50.271	291.9	3:08:01.395							
27	2	1:44.200		31.896	26.979	45.325	296.7	3:09:45.595							
28	2	1:44.041		31.512	26.947	45.582	295.1	3:11:29.636							
29	2	1:45.363		32.259	27.312	45.792	292.7	3:13:14.999							
30	2	1:45.566		31.834	26.973	46.759	295.1	3:15:00.565							
31	2	1:46.452		32.034	27.230	47.188	295.9	3:16:47.017							
32	2	1:57.938		31.917	27.259	58.762	295.9	3:18:44.955							
33	2	1:45.312		31.963	27.287	46.062	296.7	3:20:30.267							
34	2	1:45.135		31.840	27.299	45.996	296.7	3:22:15.402							
35	2	4:22.183	B	32.160	27.090	3:22.933	295.9	3:26:37.585							
36	2	2:09.020		51.855	28.160	49.005	294.3	3:28:46.605							
37	2	1:44.916		31.829	27.006	46.081	295.9	3:30:31.521							
38	2	1:46.250		33.076	27.198	45.976	296.7	3:32:17.771							
39	2	1:46.957		31.776	28.685	46.496	292.7	3:34:04.728							
40	2	1:45.828		32.257	27.410	46.161	296.7	3:35:50.556							
41	2	1:45.599		32.018	27.309	46.272	295.9	3:37:36.155							
42	2	1:46.490		32.090	27.316	47.084	2								

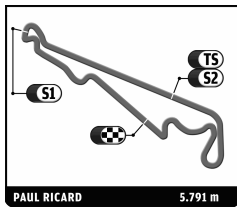


FIA WEC
Le Castellet Official Test
Saturday Morning Session

Sector Analysis

Personal Best Session Best B Crossing the finish line in pit lane

Lap	D	Time	Sector 1	Sector 2	Sector 3	T. Spd	Elapsed	Lap	D	Time	Sector 1	Sector 2	Sector 3	T. Spd	Elapsed		
3	2	1:57.740	36.495	30.162	51.083	276.9	1:58:10.992	31 Lotus 1. James Rossiter 2. Vitantonio Liuzzi	Lotus T128 LMP2	1	1	2:39:59.675 B	...	32.429	1:09.289	272.0	2:39:59.675
4	2	1:58.191	36.082	29.692	52.417	278.4	2:00:09.183			2	1	18:21.584 B	...	33.713	1:10.378	240.5	2:58:21.259
5	2	1:56.263	35.741	29.673	50.849	276.9	2:02:05.446			3	1	9:59.632	8:36.588	30.298	52.746	269.3	3:08:20.891
6	2	1:55.271	35.276	29.486	50.509	276.9	2:04:00.717			4	1	1:54.103	35.221	29.122	49.760	268.7	3:10:14.994
7	2	1:55.350	35.109	29.705	50.536	277.6	2:05:56.067			5	1	1:51.956	34.178	29.134	48.644	268.0	3:12:06.950
8	2	1:55.440	35.239	29.592	50.609	276.9	2:07:51.507			6	1	2:02.484 B	33.601	29.019	59.864	270.0	3:14:09.434
9	2	1:57.325	35.516	29.364	52.445	279.1	2:09:48.832			32 Lotus 1. Thomas Holzer 2. Dominik Kraihamer	Lola LMP2	1	1	46:25.368	...	44.412	1:02.072
10	2	1:55.285	35.402	29.501	50.382	276.2	2:11:44.117	2	1			2:08.596	39.875	32.597	56.124	259.0	48:33.964
11	2	1:56.026	35.512	29.643	50.871	277.6	2:13:40.143	3	1			2:05.602	38.530	31.572	55.500	262.1	50:39.566
12	2	1:56.065	35.031	29.521	51.513	277.6	2:15:36.208	4	1			2:04.761	38.075	31.160	55.526	262.8	52:44.327
13	2	1:55.507	35.430	29.505	50.572	279.8	2:17:31.715	5	1			2:07.384	38.020	31.153	58.211	263.4	54:51.711
14	2	2:05.428 B	35.353	29.431	1:00.644	280.5	2:19:37.143	6	1			2:04.459	37.890	31.242	55.327	262.8	56:56.170
15	2	6:18.505	5:00.249	29.066	49.190	277.6	2:25:55.648	7	1			2:19.751 B	38.387	31.096	1:10.268	264.7	59:15.921
16	2	1:51.459	33.832	29.106	48.521	277.6	2:27:47.107	8	2	9:33.379	7:52.528	40.201	1:00.650	216.9	1:08:49.300		
17	2	1:51.392	33.840	28.835	48.717	282.7	2:29:38.499	9	2	2:06.669	39.173	31.531	55.965	266.7	1:10:55.969		
18	2	1:50.819	33.780	28.974	48.065	279.8	2:31:29.318	10	2	2:04.877	38.453	31.280	55.144	266.7	1:13:00.846		
19	2	1:51.866	33.570	29.759	48.537	279.8	2:33:21.184	11	2	2:03.865	38.135	31.385	54.345	266.7	1:15:04.711		
20	2	1:50.924	33.794	28.878	48.252	281.2	2:35:12.108	12	2	2:04.670	38.208	31.232	55.230	264.7	1:17:09.381		
21	2	1:51.761	33.553	28.926	49.282	282.0	2:37:03.869	13	2	2:04.369	38.180	31.303	54.886	262.8	1:19:13.750		
22	2	1:50.637	33.368	28.991	48.278	279.1	2:38:54.506	14	2	2:05.023	38.378	31.425	55.220	263.4	1:21:18.773		
23	2	1:50.428	33.552	28.799	48.077	282.7	2:40:44.934	15	2	2:06.377	38.223	31.258	56.896	264.7	1:23:25.150		
24	2	1:50.669	33.797	28.678	48.194	285.0	2:42:35.603	16	2	2:16.380 B	39.840	31.637	1:04.903	264.1	1:25:41.530		
25	2	1:58.574	33.982	28.897	55.695	286.5	2:44:34.177	17	4	9:16.363	7:43.512	33.976	58.875	264.1	1:34:57.893		
26	2	2:02.289 B	35.217	29.072	58.000	279.1	2:46:36.466	18	4	2:11.608	39.346	32.026	1:00.236	266.7	1:37:09.501		
27	2	8:46.900	7:28.931	29.150	48.819	278.4	2:55:23.366	19	4	2:09.201	39.480	31.703	58.018	268.0	1:39:18.702		
28	2	1:53.079	33.844	29.020	50.215	282.7	2:57:16.445	20	4	2:07.841	39.036	31.299	57.506	270.7	1:41:26.543		
29	2	1:51.120	33.741	28.971	48.408	280.5	2:59:07.565	21	4	2:08.346	40.063	31.619	56.664	268.7	1:43:34.889		
30	2	1:53.486	34.032	29.667	49.787	282.0	3:01:01.051	22	4	2:05.669	38.313	31.156	56.200	267.3	1:45:40.558		
31	2	2:03.651 B	34.706	29.346	59.599	283.5	3:03:04.702	23	4	2:05.345	37.753	31.490	56.102	266.7	1:47:45.903		
32	2	6:10.268	4:51.102	29.029	50.137	282.0	3:09:14.970	24	4	2:05.880	38.196	31.456	56.228	266.0	1:49:51.783		
33	2	1:48.314	32.782	28.656	46.876	279.1	3:11:03.284	25	4	2:06.071	38.388	31.332	56.351	267.3	1:51:57.854		
34	2	1:57.047	33.594	30.119	53.334	276.9	3:13:00.331	26	4	2:18.674 B	39.052	31.891	1:07.731	267.3	1:54:16.528		
35	2	1:48.330	32.766	28.459	47.105	279.8	3:14:48.661	27	1	41:10.571	...	32.433	52.644	274.8	2:35:27.099		
36	2	1:55.729	35.719	29.889	50.121	281.2	3:16:44.390	28	1	1:52.925	34.940	29.120	48.865	276.2	2:37:20.024		
37	2	1:48.288	32.811	28.539	46.938	282.0	3:18:32.678	29	1	1:51.352	34.513	28.756	48.083	275.5	2:39:11.376		
38	2	1:48.070	32.717	28.695	46.658	282.0	3:20:20.748	30	1	1:50.458	33.498	28.813	48.147	279.1	2:41:01.834		
39	2	1:57.202 B	32.778	28.733	55.691	282.0	3:22:17.950	31	1	1:50.401	33.807	28.706	47.888	281.2	2:42:52.235		
40	1	5:40.908	4:23.616	28.802	48.490	282.0	3:27:58.858	32	1	1:50.618	33.905	28.900	47.813	276.9	2:44:42.853		
41	1	1:49.418	33.274	28.636	47.508	281.2	3:29:48.276	33	1	2:00.396 B	33.809	28.966	57.621	275.5	2:46:43.249		
42	1	1:51.774	34.164	28.627	48.983	282.7	3:31:40.050	34	1	5:14.816	3:56.963	29.074	48.779	278.4	2:51:58.065		
43	1	1:50.162	33.104	29.155	47.903	279.8	3:33:30.212	35	1	1:51.221	33.980	29.044	48.197	276.9	2:53:49.286		
44	1	1:50.061	33.092	28.597	48.372	282.7	3:35:20.273	36	1	1:51.250	33.428	28.924	48.898	276.2	2:55:40.536		
45	1	2:03.304 B	34.650	29.363	59.291	280.5	3:37:23.577	37	1	1:52.346	33.800	29.093	49.453	276.9	2:57:32.882		
46	1	11:30.366	...	28.823	49.161	282.7	3:48:53.943	38	1	1:52.030	33.717	29.127	49.186	274.8	2:59:24.912		
47	1	1:49.302	33.159	28.499	47.644	282.7	3:50:43.245	39	1	1:51.494	33.815	29.120	48.559	276.9	3:01:16.406		
48	1	1:49.275	33.254	28.617	47.404	284.2	3:52:32.520	40	1	1:51.900	33.867	29.126	48.907	277.6	3:03:08.306		
49	1	1:48.917	33.102	28.500	47.315	285.0	3:54:21.437	41	1	1:52.325	34.298	29.264	48.763	275.5	3:05:00.631		
50	1	1:49.184	33.178	28.415	47.591	285.0	3:56:10.621	42	1	2:03.590 B	33.570	29.125	1:00.895	275.5	3:07:04.221		
51	1	1:49.766	33.411	28.570	47.785	285.7	3:58:00.387	43	2	10:21.825	9:00.806	29.840	51.179	276.2	3:17:26.046		
52	1	1:59.444 B	32.949	28.502	57.993	286.5	3:59:59.831	44	2	1:54.771	34.999	29.162	50.610	276.9	3:19:20.817		
								45	2	1:54.956	34.759	29.140	51.057	276.9	3:21:15.773		
25		Delta-ADR															
		1. Antonio Pizzonia		3. Rodolfo Gonzalez													
		2. Tor Graves															
1	1	3:54:32.841 B	...	31.324	57.424	274.1	3:54:32.841										
2	1	3:31.058	2:13.150	29.168	48.740	276.9	3:58:03.899										
3	1	1:51.443	33.903	28.730	48.810	283.5	3:59:55.342										
4	1	1:50.538	34.175	28.553	47.810	284.2	4:01:45.880										



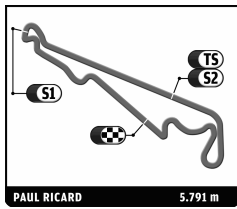
FIA WEC
Le Castellet Official Test
Saturday Morning Session

Sector Analysis

Lap	D	Time	Sector 1	Sector 2	Sector 3	T. Spd	Elapsed	Lap	D	Time	Sector 1	Sector 2	Sector 3	T. Spd	Elapsed
51	1	1:53.528	34.397	28.832	50.299	279.1	3:08:10.506	35	2	1:50.127	33.492	28.475	48.160	285.7	2:59:57.890
52	1	2:04.874 B	34.684	28.767	1:01.423	282.0	3:10:15.380	36	2	1:50.408 B	33.765	28.565	...	286.5	3:15:02.298
53	1	1:53.896	...	29.188	51.385	280.5	3:23:18.788	37	2	2:11.233	52.659	28.777	49.797	282.7	3:17:13.531
54	1	1:53.896	34.912	28.840	50.144	282.7	3:25:12.684	38	2	1:53.895	34.742	30.154	48.999	284.2	3:19:07.426
55	1	1:53.440	34.826	28.819	49.795	280.5	3:27:06.124	39	2	1:52.702	33.274	28.697	50.731	284.2	3:21:00.128
56	1	1:53.470	34.518	28.986	49.966	282.0	3:28:59.594	40	2	1:51.392	33.571	28.878	48.943	288.0	3:22:51.520
57	1	1:53.361	35.001	28.778	49.582	282.0	3:30:52.955	41	2	1:49.492	33.137	28.328	48.027	288.0	3:24:41.012
58	1	1:53.858	34.695	28.889	50.274	280.5	3:32:46.813	42	2	1:50.088	33.374	28.241	48.473	285.0	3:26:31.100
59	1	1:53.060	34.401	29.063	49.596	279.1	3:34:39.873	43	2	4:49.043 B	33.827	28.320	3:46.896	286.5	3:31:20.143
60	1	1:54.137	34.529	29.544	50.064	280.5	3:36:34.010	44	3	2:11.947	51.863	28.985	51.099	282.7	3:33:32.090
61	1	1:53.438	33.958	28.942	50.538	279.1	3:38:27.448	45	3	1:51.992	34.193	28.598	49.201	285.7	3:35:24.082
62	1	2:04.053 B	34.175	29.230	1:00.648	279.8	3:40:31.501	46	3	1:53.564	35.277	28.725	49.562	285.0	3:37:17.646
63	1	4:09.093	2:49.148	29.066	50.879	280.5	3:44:40.594	47	3	17:47.544 B	34.202	28.839	...	284.2	3:55:05.190
64	1	1:52.618	34.158	28.806	49.654	282.7	3:46:33.212	48	3	2:10.336	51.998	29.188	49.150	285.7	3:57:15.526
65	1	1:52.970	34.263	28.754	49.953	283.5	3:48:26.182	49	3	1:51.038	33.952	28.615	48.471	285.0	3:59:06.564
66	1	1:53.505	34.697	28.951	49.857	280.5	3:50:19.687	50	3	1:50.948	34.036	28.382	48.530	285.7	4:00:57.512
67	1	1:52.906	34.408	28.561	49.937	285.0	3:52:12.593								
68	1	1:52.516	34.346	28.645	49.525	283.5	3:54:05.109								
69	1	1:52.622	34.296	28.579	49.747	283.5	3:55:57.731								
70	1	2:03.549 B	34.534	28.594	1:00.421	285.0	3:58:01.280								

Lap	D	Time	Sector 1	Sector 2	Sector 3	T. Spd	Elapsed
1	2	28:57.707	...	35.332	59.694	233.3	28:57.707
2	2	2:07.081	39.345	31.872	55.864	264.7	31:04.788
3	2	9:10.193 B	39.238	31.875	7:59.080	264.1	40:14.981
4	2	2:28.258	58.858	32.493	56.907	262.1	42:43.239
5	2	2:04.768	38.802	31.308	54.658	263.4	44:48.007
6	2	6:32.025 B	38.301	30.955	5:22.769	264.1	51:20.032
7	2	2:22.902	56.321	31.575	55.006	264.7	53:42.934
8	2	2:02.508	37.935	30.639	53.934	266.0	55:45.442
9	2	5:39.115 B	37.921	31.646	4:29.548	265.4	1:01:24.557
10	2	2:21.867	55.841	31.002	55.024	267.3	1:03:46.424
11	2	2:04.016	37.425	30.474	56.117	268.0	1:05:50.440
12	2	9:53.437 B	37.126	30.865	8:45.446	266.7	1:15:43.877
13	2	2:22.788	57.069	30.966	54.753	270.0	1:18:06.665
14	2	2:02.960	37.393	30.765	54.802	269.3	1:20:09.625
15	2	2:03.757	37.881	30.516	55.360	270.0	1:22:13.382
16	2	2:02.087	37.247	30.658	54.182	270.0	1:24:15.469
17	2	2:01.950	37.033	30.635	54.282	270.7	1:26:17.419
18	2	2:03.124	38.133	30.692	54.299	272.7	1:28:20.543
19	2	21:46.727 B	37.846	30.480	...	272.0	1:50:07.270
20	2	2:20.604	56.826	30.964	52.814	272.0	1:52:27.874
21	2	1:58.061	36.050	29.869	52.142	275.5	1:54:25.935
22	2	1:58.126	36.185	30.026	51.915	274.1	1:56:24.061
23	2	6:23.554 B	36.375	30.157	5:17.022	274.1	2:02:47.615
24	3	2:21.943	54.613	31.642	55.688	270.0	2:05:09.558
25	3	29:02.387 B	36.758	30.336	...	271.4	2:34:11.945
26	2	2:14.141	54.568	29.118	50.455	282.7	2:36:26.086
27	2	1:52.528	34.004	28.965	49.559	282.7	2:38:18.614
28	2	1:52.896	34.075	29.633	49.188	282.7	2:40:11.510
29	2	1:53.425	34.219	29.211	49.995	285.7	2:42:04.935
30	2	8:20.888 B	35.796	28.904	7:16.188	285.7	2:50:25.823
31	2	2:10.611	52.011	30.322	48.278	285.0	2:52:36.434
32	2	1:49.644	33.424	28.442	47.778	283.5	2:54:26.078
33	2	1:49.953	33.652	28.449	47.852	282.7	2:56:16.031
34	2	1:51.732	33.145	29.284	49.303	282.7	2:58:07.763

Lap	D	Time	Sector 1	Sector 2	Sector 3	T. Spd	Elapsed
1	2	53:42.387	...	37.581	1:07.144	255.9	53:42.387
2	2	2:26.490	47.023	36.798	1:02.669	255.9	56:08.877
3	2	2:17.137	42.371	34.452	1:00.314	257.8	58:26.014
4	2	2:11.871	38.530	33.812	59.529	259.6	1:00:37.885
5	2	2:14.516	40.855	33.155	1:00.506	260.9	1:02:52.401
6	2	2:12.290	40.415	33.107	58.768	261.5	1:05:04.691
7	2	2:11.948	40.362	32.909	58.677	260.2	1:07:16.639
8	2	2:11.106	39.984	33.021	58.101	261.5	1:09:27.745
9	2	2:10.832	39.910	32.936	57.986	262.1	1:11:38.577
10	2	2:10.433	39.714	32.692	58.027	262.8	1:13:49.010
11	2	2:10.139	39.467	32.822	57.850	262.1	1:15:59.149
12	2	3:52.753 B	39.708	33.332	2:39.713	239.5	1:19:51.902
13	1	2:35.564	58.236	34.429	1:02.899	260.2	1:22:27.466
14	1	2:34.270	41.406	34.290	1:18.574	259.6	1:25:01.736
15	1	2:18.236	41.082	34.426	1:02.728	259.6	1:27:19.972
16	1	2:17.695	41.575	34.052	1:02.068	260.2	1:29:37.667
17	1	2:16.282	41.260	33.754	1:01.268	263.4	1:31:53.949
18	1	2:15.087	40.666	33.465	1:00.956	262.1	1:34:09.036
19	1	2:12.724	40.353	33.074	59.297	263.4	1:36:21.760
20	1	2:13.038	40.300	33.131	59.607	263.4	1:38:34.798
21	1	2:12.935	40.329	32.908	59.698	265.4	1:40:47.733
22	1	2:11.627	40.135	32.884	58.608	266.0	1:42:59.360
23	1	2:12.211	40.251	32.945	59.015	263.4	1:45:11.571
24	1	23:57.920 B	40.249	33.100	...	264.7	2:09:09.491
25	2	2:25.590	56.791	32.934	55.865	262.1	2:11:35.081
26	2	2:04.607	37.329	31.998	55.280	262.1	2:13:39.688
27	2	2:04.733	38.192	32.088	54.453	262.8	2:15:44.421
28	2	2:03.393	36.993	32.068	54.332	264.1	2:17:47.814
29	2	2:02.470	36.818	31.591	54.061	266.0	2:19:50.284
30	2	2:01.949	36.554	31.304	54.091	266.0	2:21:52.233
31	2	2:01.880	36.782	31.235	53.863	266.0	2:23:54.113
32	2	2:01.606	36.485	31.087	54.034	266.0	2:25:55.719
33	2	5:09.144 B	37.401	31.636	4:00.107	266.7	2:31:04.863
34	2	2:19.471	52.320	31.297	55.854	266.7	2:33:24.334
35	2	6:17.603 B	36.962	31.666	5:08.975	266.0	2:39:41.937
36	1	2:24.661	55.316	32.410	56.935	271.4	2:42:06.598
37	1	2:06.673	38.088	31.703	56.882	270.0	2:44:13.271
38	1	2:05.958	37.727	31.605	56.626	267.3	2:46:19.229



FIA WEC

Le Castellet Official Test

Saturday Morning Session

Sector Analysis

Lap	D	Time	Sector 1	Sector 2	Sector 3	T. Spd	Elapsed	Lap	D	Time	Sector 1	Sector 2	Sector 3	T. Spd	Elapsed
39	1	2:05.661	37.626	31.882	56.153	268.7	2:48:24.890	22	2	1:59.995	36.191	30.666	53.138	271.4	2:58:12.595
40	1	2:05.682	37.654	31.530	56.498	270.7	2:50:30.572	23	2	2:00.953	36.084	30.847	54.022	270.0	3:00:13.548
41	1	8:09.350B	38.030	41.010	6:50.310	270.0	2:58:39.922	24	2	1:59.814	36.138	30.747	52.929	271.4	3:02:13.362
42	1	2:21.822	54.316	31.720	55.786	269.3	3:01:01.744	25	2	2:00.259	36.150	30.861	53.248	268.7	3:04:13.621
43	1	2:05.315	37.694	31.430	56.191	269.3	3:03:07.059	26	2	4:19.285B	36.158	31.166	3:11.961	266.7	3:08:32.906
44	1	2:04.094	37.152	31.361	55.581	269.3	3:05:11.153	27	2	2:18.250	53.244	31.437	53.569	267.3	3:10:51.156
45	1	2:04.647	37.486	31.623	55.538	268.0	3:07:15.800	28	2	2:00.356	36.345	30.849	53.162	266.0	3:12:51.512
46	1	2:04.685	37.379	31.353	55.953	268.7	3:09:20.485	29	2	2:02.030	36.405	30.746	54.879	268.0	3:14:53.542
47	1	2:05.435	38.042	31.524	55.869	265.4	3:11:25.920	30	2	2:00.792	36.602	30.873	53.317	270.7	3:16:54.334
48	1	2:05.193	37.751	31.586	55.856	266.0	3:13:31.113	31	2	2:00.561	36.192	30.903	53.466	271.4	3:18:54.895
49	1	2:17.747	38.031	31.692	1:08.024	268.0	3:15:48.860	32	2	2:00.636	36.114	30.902	53.620	270.7	3:20:55.531
50	1	2:05.309	38.354	31.438	55.517	268.7	3:17:54.169	33	2	2:00.424	36.208	30.735	53.481	270.7	3:22:55.955
51	1	2:05.258	37.590	31.585	56.083	268.7	3:19:59.427	34	2	2:00.305	36.421	30.630	53.254	274.1	3:24:56.260
52	1	2:04.596	37.353	31.270	55.973	270.7	3:22:04.023	35	2	3:14.399B	36.797	30.573	2:07.029	271.4	3:28:10.659
53	1	2:05.764	37.859	31.346	56.559	269.3	3:24:09.787	36	2	2:19.480	54.285	30.998	54.197	272.0	3:30:30.139
54	1	2:05.027	37.769	31.128	56.130	269.3	3:26:14.814	37	2	2:01.064	36.481	30.936	53.647	270.0	3:32:31.203
55	1	2:04.584	37.606	31.187	55.791	270.7	3:28:19.398	38	2	2:01.674	36.842	31.040	53.792	268.7	3:34:32.877
56	1	2:04.933	38.246	31.121	55.566	270.7	3:30:24.331	39	2	2:01.214	36.630	30.967	53.617	270.0	3:36:34.091
57	1	2:05.105	37.517	31.374	56.214	270.0	3:32:29.436	40	2	2:00.730	36.336	30.969	53.425	268.7	3:38:34.821
58	1	2:06.177	39.531	31.614	55.032	268.7	3:34:35.613	41	2	4:06.063B	37.620	30.870	2:57.573	270.0	3:42:40.884
59	1	2:05.139	37.782	31.645	55.712	270.7	3:36:40.752	42	2	2:20.063	54.213	31.686	54.164	268.0	3:45:00.947
60	1	2:05.823	37.873	31.428	56.522	268.0	3:38:46.575	43	2	2:01.596	36.648	30.883	54.065	270.7	3:47:02.543
61	1	2:05.247	37.422	31.519	56.306	268.0	3:40:51.822	44	2	2:01.635	36.688	30.834	54.113	272.7	3:49:04.178
62	1	2:15.565	37.728	31.372	1:06.465	270.0	3:43:07.387	45	2	2:01.506	36.751	30.849	53.906	272.0	3:51:05.684
63	1	2:06.511	39.034	31.440	56.037	267.3	3:45:13.898								
64	1	2:06.193	38.004	31.740	56.449	270.0	3:47:20.091								
65	1	2:07.231	39.198	31.357	56.676	272.0	3:49:27.322								
66	1	2:04.945	38.065	31.193	55.687	272.7	3:51:32.267								
67	1	2:05.359	37.763	31.548	56.048	272.7	3:53:37.626								
68	1	2:06.542	38.188	31.685	56.669	271.4	3:55:44.168								
69	1	2:04.562	37.629	31.199	55.734	271.4	3:57:48.730								
70	1	2:06.733	38.607	31.642	56.484	272.0	3:59:55.463								
71	1	2:07.693	39.181	31.946	56.566	272.0	4:02:03.156								

■ Personal Best ■ Session Best B Crossing the finish line in pit lane

Lap	D	Time	Sector 1	Sector 2	Sector 3	T. Spd	Elapsed
1	1	1:42:58.259	...	33.455	59.366	260.9	1:42:58.259
2	1	2:10.144	39.524	32.965	57.655	260.2	1:45:08.403
3	1	2:09.609	39.402	32.812	57.395	261.5	1:47:18.012
4	1	2:09.474	39.408	32.844	57.222	260.2	1:49:27.486
5	1	2:09.574	39.528	32.847	57.199	261.5	1:51:37.060
6	1	2:09.376	39.555	32.925	56.896	260.9	1:53:46.436
7	1	2:09.472	39.495	32.959	57.018	261.5	1:55:55.908
8	1	2:09.122	39.328	32.743	57.051	260.9	1:58:05.030
9	1	29:39.678B	39.117	32.809	...	261.5	2:27:44.708
10	1	2:20.153	55.295	31.556	53.302	268.7	2:30:04.861
11	1	1:59.521	36.296	30.749	52.476	269.3	2:32:04.382
12	1	1:59.232	36.006	30.800	52.426	268.7	2:34:03.614
13	1	5:36.760B	37.576	31.514	4:27.670	272.0	2:39:40.374
14	2	2:23.434	55.825	31.421	56.188	271.4	2:42:03.808
15	2	2:02.393	37.574	30.905	53.914	271.4	2:44:06.201
16	2	2:01.798	36.631	31.364	53.803	268.0	2:46:07.999
17	2	2:01.157	36.459	30.859	53.839	269.3	2:48:09.156
18	2	2:00.269	36.443	30.951	52.875	271.4	2:50:09.425
19	2	2:00.617	36.714	30.647	53.256	272.7	2:52:10.042
20	2	2:02.015	36.320	30.900	54.795	269.3	2:54:12.057
21	2	2:00.543	36.310	31.015	53.218	269.3	2:56:12.600

71

AF CORSE

1. Gianmaria Bruni
2. Giancarlo Fisichella

3. Toni Vilander
4. Kamui Kobayashi

Ferrari F458 Italia
LMGTE Pro

76

Imsa Performance Matmut

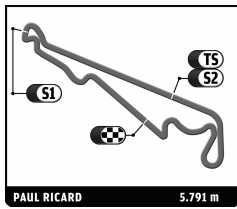
1. Raymond Narac
2. Christophe Bourret

3. Jean-Karl Vernay

Porsche 911 GT3 RSR

LMGTE Am

Lap	D	Time	Sector 1	Sector 2	Sector 3	T. Spd	Elapsed
1	3	19:11.384	...	37.829	1:07.465	249.4	19:11.384
2	3	2:21.996	43.273	35.304	1:03.419	251.7	21:33.380
3	3	2:17.330	41.678	34.424	1:01.228	254.1	23:50.710
4	3	2:15.622	40.739	34.469	1:00.414	255.9	26:06.332
5	3	2:13.838	40.400	33.755	59.683	256.5	28:20.170
6	3	2:13.593	40.284	33.919	59.390	256.5	30:33.763
7	3	2:12.087	40.007	33.482	58.598	255.9	32:45.850
8	3	2:20.233B	39.872	33.170	1:07.191	255.9	35:06.083
9	3	5:02.976	3:29.339	34.136	59.501	255.9	40:09.059
10	3	2:13.490	40.597	33.565	59.328	255.9	42:22.549
11	3	2:11.472	39.726	33.344	58.402	255.3	44:34.021
12	3	2:11.228	39.616	33.222	58.390	255.3	46:45.249
13	3	2:10.583	39.311	33.265	58.007	255.9	48:55.832
14	3	2:19.391B	39.271	33.234	1:06.886	255.3	51:15.223
15	3	4:27.995	2:54.921	34.881	58.193	254.7	55:43.218
16	3	2:11.041	39.495	33.318	58.228	257.8	57:54.259
17	3	2:10.582	39.407	33.128	58.047	257.8	1:00:04.841
18	3	2:10.434	39.295	33.089	58.050	258.4	1:02:15.275
19	3	2:10.203	39.200	33.051	57.952	257.1	1:04:25.478
20	3	2:11.172	39.676	33.336	58.160	257.8	1:06:36.650
21	3	2:11.281	39.405	33.137	58.739	256.5	1:08:47.931
22	3	2:20.109B	39.192	33.068	1:07.849	257.1	1:11:08.040
23	3	6:03.131	4:26.747	35.143	1:01.241	254.7	1:17:11.171
24	3	2:10.168	39.329	33.054	57.785	256.5	1:19:21.339
25	3	2:10.402	39.317	33.034	58.051	257.1	1:21:31.741
26	3	2:10.836	39.279	33.198	58.359	256.5	1:23:42.577
27	3	2:21.383B	40.149	33.584	1:07.650	257.1	1:26:03.960
28	3	4:17.195	2:42.512	33.222	1:01.461	257.8	1:30:21.155
29	3	2:10.162	39.133	33.016	58.013	260.9	1:32:31.317
30	3	2:23.900B	40.449	33.460	1:09.991	259.0	1:34:55.217

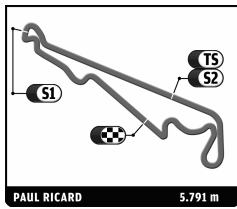


FIA WEC
Le Castellet Official Test
Saturday Morning Session

Sector Analysis

■ Personal Best ■ Session Best B Crossing the finish line in pit lane

Lap	D	Time	Sector 1	Sector 2	Sector 3	T. Spd	Elapsed	Lap	D	Time	Sector 1	Sector 2	Sector 3	T. Spd	Elapsed	
31	2	4:18.920	2:46.636	33.513	58.771	259.0	1:39:14.137	81 8 Star Motorsport 1.Enzo Potolicchio 2.Rui Aguas 3.Philipp Peter 4.Jason Bright Ferrari F458 Italia LMGTE Am								
32	2	2:11.540	40.336	32.995	58.209	260.2	1:41:25.677									
33	2	2:11.258	39.995	33.023	58.240	262.1	1:43:36.935									
34	2	2:10.522	39.623	32.938	57.961	260.2	1:45:47.457									
35	2	2:29.144B	39.596	33.439	1:16.109	258.4	1:48:16.601									
36	2	6:47.222	5:11.865	35.426	59.931	249.4	1:55:03.823									
37	2	2:07.726	39.650	32.384	55.692	261.5	1:57:11.549									
38	2	2:06.069	38.547	32.390	55.132	262.1	1:59:17.618									
39	2	2:05.350	37.902	32.094	55.354	263.4	2:01:22.968									
40	2	2:06.023	37.794	32.222	56.007	262.8	2:03:28.991									
41	2	2:05.137	37.411	32.211	55.515	262.1	2:05:34.128									
42	2	2:04.801	37.429	31.990	55.382	262.8	2:07:38.929									
43	2	2:15.430B	38.122	32.378	1:04.930	262.8	2:09:54.359									
44	2	3:22.927	1:55.146	32.100	55.681	260.2	2:13:17.286									
45	2	2:04.028	37.580	31.851	54.597	262.8	2:15:21.314									
46	2	2:03.353	37.077	31.874	54.402	263.4	2:17:24.667									
47	2	2:03.749	37.275	31.622	54.852	266.7	2:19:28.416									
48	2	2:18.070B	38.092	33.650	1:06.328	262.8	2:21:46.486									
49	3	5:15.200	3:45.628	32.932	56.640	262.1	2:27:01.686									
50	3	2:06.705	38.757	31.954	55.994	264.7	2:29:08.391									
51	3	2:04.957	37.330	31.975	55.652	264.7	2:31:13.348									
52	3	2:12.076B	37.398	31.809	1:02.869	264.7	2:33:25.424									
53	3	4:23.195	2:56.151	31.834	55.210	264.1	2:37:48.619									
54	3	2:03.975	36.491	31.992	55.492	264.1	2:39:52.594									
55	3	2:20.976B	37.298	31.567	1:12.111	267.3	2:42:13.570									
56	3	4:27.247	2:58.455	32.293	56.499	260.9	2:46:40.817									
57	3	2:05.348	37.400	32.028	55.920	263.4	2:48:46.165									
58	3	2:04.034	37.262	31.701	55.071	266.0	2:50:50.199									
59	3	2:12.714B	37.524	32.077	1:03.113	268.0	2:53:02.913									
60	3	3:41.620	2:14.444	31.685	55.491	264.1	2:56:44.533									
61	3	2:02.393	36.783	31.436	54.174	266.0	2:58:46.926									
62	3	2:02.372	36.921	31.346	54.105	265.4	3:00:49.298									
63	3	2:01.901	36.606	31.373	53.922	266.7	3:02:51.199									
64	3	2:02.287	36.460	31.403	54.424	265.4	3:04:53.486									
65	3	2:01.780	36.266	31.339	54.175	265.4	3:06:55.266									
66	3	2:01.727	36.354	31.147	54.226	268.0	3:08:56.993									
67	3	2:02.069	36.558	31.357	54.154	266.0	3:10:59.062									
68	3	2:12.176B	37.313	31.558	1:03.305	266.7	3:13:11.238									
69	3	4:17.061	2:49.303	31.517	56.241	264.7	3:17:28.299									
70	3	2:04.211	37.200	31.498	55.513	265.4	3:19:32.510									
71	3	2:01.790	36.515	31.311	53.964	264.7	3:21:34.300									
72	3	2:01.821	36.502	31.035	54.284	267.3	3:23:36.121									
73	3	2:01.581	36.581	30.970	54.030	269.3	3:25:37.702									
74	3	2:01.499	36.533	31.077	53.889	269.3	3:27:39.201									
75	3	2:07.316	36.636	31.330	59.350	268.7	3:29:46.517									
76	3	2:16.355B	37.182	31.131	1:08.042	268.0	3:32:02.872									
77	2	4:57.744B	3:00.404	31.289	1:26.051	266.0	3:37:00.616									
78	2	5:47.755	4:16.500	33.639	57.616	263.4	3:42:48.371									
79	2	2:03.432	37.797	31.457	54.178	264.7	3:44:51.803									
80	2	2:01.195	36.752	30.922	53.521	270.0	3:46:52.998									
81	2	2:01.032	36.459	30.722	53.851	272.0	3:48:54.030									
82	2	2:00.741	36.300	30.779	53.662	270.0	3:50:54.771									
83	2	2:15.646B	36.760	33.536	1:05.350	246.6	3:53:10.417									
84	2	4:54.907	3:30.029	30.994	53.884	268.7	3:58:05.324									
85	2	2:00.929	36.501	30.846	53.582	270.0	4:00:06.253									
								88 Proton Competition 1.Christian Ried 2.Gianluca Roda 3.Paolo Ruberti Porsche 911 GT3 RSR LMGTE Am	1	1	2:29:48.000	...	33.062	58.796	259.6	2:29:48.000
									2	1	2:07.454	39.029	32.440	55.985	263.4	2:31:55.454
									3	1	2:06.245	38.446	31.743	56.056	263.4	2:34:01.699
									4	1	2:06.350	38.315	31.907	56.128	266.0	2:36:08.049
									5	1	2:05.820	38.163	31.693	55.964	264.7	2:38:13.869
									6	1	2:05.291	38.042	31.780	55.469	265.4	2:40:19.160
									7	1	2:05.504	37.823	31.307	56.374	268.7	2:42:24.664
									8	1	9:36.766B	38.074	31.889	8:26.803	266.7	2:52:01.430
									9	1	2:23.637	55.909	32.593	55.135	260.9	2:54:25.067
									10	1	2:04.259	38.098	31.371	54.790	264.7	2:56:29.326
									11	1	2:03.282	37.179	31.087	55.016	265.4	2:58:32.608
									12	1	2:03.056	37.021	31.356	54.679	264.7	3:00:35.664
									13	1	2:03.264	37.303	31.311	54.650	266.0	3:02:38.928



FIA WEC
Le Castellet Official Test
Saturday Morning Session

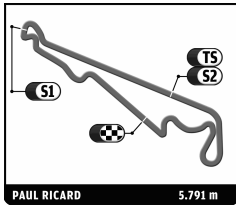
Sector Analysis

■ Personal Best ■ Session Best B Crossing the finish line in pit lane

Lap	D	Time	Sector 1	Sector 2	Sector 3	T. Spd	Elapsed	Lap	D	Time	Sector 1	Sector 2	Sector 3	T. Spd	Elapsed
14	1	2:03.342	36.965	31.324	55.053	264.7	3:04:42.270	40	1	2:00.107	36.117	30.586	53.404	272.7	3:53:24.961
15	1	7:37.909 B	37.170	31.095	6:29.644	265.4	3:12:20.179	96 Aston Martin Racing Aston Martin Vantage V8							
16	1	2:25.909	53.945	32.441	59.523	248.3	3:14:46.088	1.Roald Goethe 3.Jamie Campbell-Walter							
17	1	2:04.416	37.870	31.527	55.019	265.4	3:16:50.504	2.Stuart Hall LMGTE Am							
18	1	2:02.529	36.999	31.291	54.239	266.7	3:18:53.033	1	3	42:39.749	...	38.088	1:09.895	249.4	42:39.749
19	1	2:03.054	36.661	31.160	55.233	265.4	3:20:56.087	2	3	2:26.925	46.047	35.936	1:04.942	250.6	45:06.674
20	1	2:03.907	37.062	32.327	54.518	266.7	3:22:59.994	3	3	2:21.860	43.513	34.897	1:03.450	251.2	47:28.534
21	1	2:02.734	37.133	30.972	54.629	270.7	3:25:02.728	4	3	2:21.668	42.958	35.138	1:03.572	250.6	49:50.202
22	1	8:01.558 B	37.152	30.847	6:53.559	268.7	3:33:04.286	5	3	2:20.399	42.658	34.633	1:03.108	254.1	52:10.601
23	1	2:20.088	53.324	31.495	55.269	265.4	3:35:24.374	6	3	4:32.502 B	42.550	34.464	3:15.488	252.9	56:43.103
24	1	2:03.624	37.169	32.230	54.225	265.4	3:37:27.998	7	3	2:43.426	1:02.818	35.472	1:05.136	251.7	59:26.529
25	1	2:02.266	36.770	31.290	54.206	266.0	3:39:30.264	8	3	2:18.289	42.458	34.336	1:01.495	254.1	1:01:44.818
26	1	2:02.576	36.742	31.087	54.747	266.0	3:41:32.840	9	3	2:16.892	41.541	33.965	1:01.386	253.5	1:04:01.710
27	1	2:02.484	37.342	31.016	54.126	269.3	3:43:35.324	10	3	2:15.491	41.207	33.501	1:00.783	254.1	1:06:17.201
28	1	2:02.316	36.753	31.060	54.503	265.4	3:45:37.640	11	3	10:52.446 B	42.280	35.092	9:35.074	251.7	1:17:09.647

Lap	D	Time	Sector 1	Sector 2	Sector 3	T. Spd	Elapsed
1	1	1:25:13.625	...	34.083	1:05.741	251.2	1:25:13.625
2	1	2:11.530	40.025	33.280	58.225	254.1	1:27:25.155
3	1	2:17.651	41.808	34.302	1:01.541	252.9	1:29:42.806
4	1	2:19.852	43.221	33.872	1:02.759	257.8	1:32:02.658
5	1	39:00.216 B	40.710	33.286	...	257.1	2:11:02.874
6	1	2:27.035	57.523	33.609	55.903	254.7	2:13:29.909
7	1	2:03.146	37.413	31.867	53.866	260.2	2:15:33.055
8	1	2:01.716	36.932	31.411	53.373	260.9	2:17:34.771
9	1	2:01.128	36.572	31.378	53.178	263.4	2:19:35.899
10	1	2:00.945	36.239	31.308	53.398	263.4	2:21:36.844
11	1	2:00.199	36.239	31.159	52.801	263.4	2:23:37.043
12	1	7:09.102 B	36.115	31.043	6:01.944	262.1	2:30:46.145
13	1	2:18.097	52.444	31.557	54.096	262.8	2:33:04.242
14	1	2:00.784	36.458	31.277	53.049	263.4	2:35:05.026
15	1	2:02.388	36.239	31.112	55.037	266.0	2:37:07.414
16	1	2:00.067	35.909	31.023	53.135	264.1	2:39:07.481
17	1	1:59.957	36.257	30.881	52.819	269.3	2:41:07.438
18	1	8:34.844 B	36.196	30.754	7:27.894	270.0	2:49:42.282
19	1	2:20.307	52.651	34.314	53.342	220.0	2:52:02.589
20	1	1:59.537	35.882	30.994	52.661	265.4	2:54:02.126
21	1	1:59.560	35.987	31.064	52.509	263.4	2:56:01.686
22	1	2:00.659	36.150	31.861	52.648	264.7	2:58:02.345
23	1	15:23.498 B	36.259	30.989	...	263.4	3:13:25.843
24	1	2:17.512	52.544	31.144	53.824	262.1	3:15:43.355
25	1	2:00.160	36.451	31.076	52.633	263.4	3:17:43.515
26	1	1:59.609	35.930	31.196	52.483	264.1	3:19:43.124
27	1	1:59.428	35.740	30.985	52.703	264.7	3:21:42.552
28	1	1:59.630	35.941	30.812	52.877	266.7	3:23:42.182
29	1	7:15.216 B	36.099	30.810	6:08.307	268.7	3:30:57.398
30	1	2:18.816	53.254	31.645	53.917	262.8	3:33:16.214
31	1	2:01.329	36.451	31.302	53.576	264.1	3:35:17.543
32	1	2:01.615	36.579	31.162	53.874	266.0	3:37:19.158
33	1	2:01.403	36.363	31.359	53.681	263.4	3:39:20.561
34	1	2:00.885	36.357	31.137	53.391	264.1	3:41:21.446
35	1	1:59.673	36.009	30.827	52.837	269.3	3:43:21.119
36	1	1:59.741	36.133	30.736	52.872	268.0	3:45:20.860
37	1	2:00.188	36.094	30.684	53.410	270.0	3:47:21.048
38	1	2:03.766	38.633	31.323	53.810	273.4	3:49:24.814
39	1	2:00.040	36.218	30.663	53.159	270.7	3:51:24.854

Lap	D	Time	Sector 1	Sector 2	Sector 3	T. Spd	Elapsed
1	3	42:39.749	...	38.088	1:09.895	249.4	42:39.749
2	3	2:26.925	46.047	35.936	1:04.942	250.6	45:06.674
3	3	2:21.860	43.513	34.897	1:03.450	251.2	47:28.534
4	3	2:21.668	42.958	35.138	1:03.572	250.6	49:50.202
5	3	2:20.399	42.658	34.633	1:03.108	254.1	52:10.601
6	3	4:32.502 B	42.550	34.464	3:15.488	252.9	56:43.103
7	3	2:43.426	1:02.818	35.472	1:05.136	251.7	59:26.529
8	3	2:18.289	42.458	34.336	1:01.495	254.1	1:01:44.818
9	3	2:16.892	41.541	33.965	1:01.386	253.5	1:04:01.710
10	3	2:15.491	41.207	33.501	1:00.783	254.1	1:06:17.201
11	3	10:52.446 B	42.280	35.092	9:35.074	251.7	1:17:09.647
12	1	2:40.529	1:01.719	34.892	1:03.918	251.7	1:19:50.176
13	1	2:23.915	42.444	34.851	1:06.620	254.1	1:22:14.091
14	1	2:21.795	42.825	34.642	1:04.328	255.3	1:24:35.886
15	1	2:20.238	41.914	34.607	1:03.717	255.9	1:26:56.124
16	1	2:20.386	42.213	34.533	1:03.640	257.1	1:29:16.510
17	1	2:18.861	41.842	34.150	1:02.869	258.4	1:31:35.371
18	1	2:18.598	42.295	34.194	1:02.109	257.1	1:33:53.969
19	1	2:18.558	42.189	34.022	1:02.347	259.0	1:36:12.527
20	1	6:06.048 B	42.007	34.455	4:49.586	258.4	1:42:18.575
21	2	2:35.874	59.680	35.098	1:01.096	255.9	1:44:54.449
22	2	2:13.465	40.350	33.878	59.237	259.6	1:47:07.914
23	2	2:10.830	39.438	33.418	57.974	257.8	1:49:18.744
24	2	2:10.593	39.365	33.514	57.714	258.4	1:51:29.337
25	2	2:10.554	39.407	33.345	57.802	258.4	1:53:39.891
26	2	2:10.087	39.310	33.323	57.454	260.2	1:55:49.978
27	2	2:10.646	39.884	33.277	57.485	258.4	1:58:00.624
28	2	2:10.346	39.443	33.317	57.586	258.4	2:00:10.970
29	2	2:09.958	39.466	33.188	57.304	258.4	2:02:20.928
30	2	5:32.455 B	39.071	33.060	4:20.324	257.8	2:07:53.383
31	2	2:32.447	59.279	34.789	58.379	257.1	2:10:25.830
32	2	2:06.258	38.464	32.800	54.994	260.2	2:12:32.088
33	2	2:04.861	37.388	32.741	54.732	259.6	2:14:36.949
34	2	2:03.767	36.962	32.423	54.382	259.0	2:16:40.716
35	2	2:03.161	37.041	31.868	54.252	264.7	2:18:43.877
36	2	2:03.005	36.825	31.902	54.278	261.5	2:20:46.882
37	2	2:03.489	36.842	31.849	54.798	262.8	2:22:50.371
38	2	23:27.428 B	36.933	32.013	...	262.8	2:46:17.799
39	1	2:29.506	57.304	32.916	59.286	262.1	2:48:47.305
40	1	2:11.215	38.990	31.866	1:00.359	267.3	2:50:58.520
41	1	2:08.074	38.579	31.988	57.507	268.0	2:53:06.594
42	1	2:09.061	39.342	32.206	57.513	266.0	2:55:15.655
43	1	2:06.693	38.113	31.797	56.783	265.4	2:57:22.348
44	1	2:06.287	38.182	31.542	56.563	266.0	2:59:28.635
45	1	4:23.459 B	38.382	31.717	3:13.360	266.7	3:03:52.094
46	1	2:26.373	56.021	33.566	56.786	261.5	3:06:18.467
47	1	2:05.182	38.116	31.421	55.645	265.4	3:08:23.649
48	1	2:34.588	37.216	1:01.109	56.263	261.5	3:10:58.237
49	1	2:04.245	37.627	31.756	54.862	265.4	3:13:02.482
50	1	2:03.619	37.144	31.104	55.371	265.4	3:15:06.101
51	1	2:04.551	37.589	31.206	55.756	267.3	3:17:10.652
52	1	2:04.631	37.236	31.616	55.779	268.7	3:19:15.283
53	1	2:04.038	37.110	31.049	55.879	266.0	3:21:19.321



FIA WEC
Le Castellet Official Test
Saturday Morning Session

Sector Analysis

■ Personal Best ■ Session Best **B** Crossing the finish line in pit lane

Lap	D	Time	Sector 1	Sector 2	Sector 3	T. Spd	Elapsed	Lap	D	Time	Sector 1	Sector 2	Sector 3	T. Spd	Elapsed
54	1	2:05.040	37.616	30.965	56.459	272.0	3:23:24.361								
55	1	2:07.824	38.418	31.950	57.456	270.0	3:25:32.185								
56	1	2:05.143	37.870	31.335	55.938	268.7	3:27:37.328								
57	1	2:05.013	37.362	31.329	56.322	268.0	3:29:42.341								
58	1	2:05.027	37.775	31.097	56.155	268.0	3:31:47.368								
59	1	9:08.592 B	37.450	56.586	7:34.556	260.9	3:40:55.960								
60	3	2:22.866	57.001	31.635	54.230	267.3	3:43:18.826								
61	3	2:00.795	36.644	30.996	53.155	266.7	3:45:19.621								
62	3	2:00.507	36.441	30.567	53.499	270.0	3:47:20.128								
63	3	2:01.363	37.259	30.474	53.630	272.0	3:49:21.491								
64	3	1:59.778	36.437	30.321	53.020	272.0	3:51:21.269								
65	3	4:08.231 B	36.846	30.285	3:01.100	272.0	3:55:29.500								
66	3	2:19.570	54.183	30.647	54.740	270.7	3:57:49.070								
67	3	2:01.772	37.359	30.592	53.821	270.7	3:59:50.842								
68	3	2:00.679	36.836	30.541	53.302	272.0	4:01:51.521								