

FIA WEC

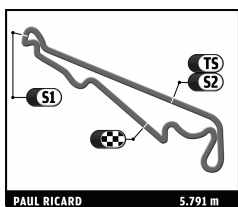
Le Castellet Official Test

Saturday Afternoon Session

Sector Analysis

■ Personal Best
 ■ Session Best
 ■ Crossing the finish line in pit lane

Lap	D	Time	Sector 1	Sector 2	Sector 3	T. Spd	Elapsed	Lap	D	Time	Sector 1	Sector 2	Sector 3	T. Spd	Elapsed
12 Rebellion Racing 1. Nicolas Prost 2. Neel Jani Lola B12/60 Coupé - Toyota LMP1								12	1	1:50.881	34.188	27.627	49.066	295.9	1:31:32.581
1	2	34:36.842	...	27.384	49.038	300.0	34:36.842	13	1	1:53.382	34.175	27.980	51.227	295.1	1:33:25.963
2	2	1:45.147	31.751	27.209	46.187	299.2	36:21.989	14	1	1:52.303	34.185	27.902	50.216	296.7	1:35:18.266
3	2	1:45.004	31.959	27.177	45.868	296.7	38:06.993	15	1	1:50.686	34.327	27.689	48.670	296.7	1:37:08.952
4	2	1:44.231	31.464	27.195	45.572	299.2	39:51.224	16	1	1:51.041	34.125	27.657	49.259	295.9	1:38:59.993
5	2	1:45.774	32.273	27.072	46.429	298.3	41:36.998	17	1	3:59.722 B	34.108	27.823	2:57.791	296.7	1:42:59.715
6	2	1:44.705	31.843	27.140	45.722	299.2	43:21.703	18	1	2:12.506	53.239	28.838	50.429	294.3	1:45:12.221
7	2	1:43.720	31.443	27.050	45.227	299.2	45:05.423	19	1	1:50.204	34.120	27.635	48.449	295.9	1:47:02.425
8	2	1:43.521	31.383	26.910	45.228	300.0	46:48.944	20	1	1:49.281	33.628	27.613	48.040	296.7	1:48:51.706
9	2	1:52.520 B	31.397	27.012	54.111	300.0	48:41.464	21	1	1:49.542	33.566	27.635	48.341	296.7	1:50:41.248
10	2	59:37.529 B	...	27.235	59.775	300.0	1:48:18.993	22	1	1:51.702	34.856	27.754	49.092	296.7	1:52:32.950
11	2	3:40.678	2:26.989	27.516	46.173	296.7	1:51:59.671	23	1	1:51.466	34.239	27.505	49.722	295.9	1:54:24.416
12	2	1:44.285	31.803	26.998	45.484	299.2	1:53:43.956	24	1	1:51.015	34.128	27.520	49.367	296.7	1:56:15.431
13	2	1:46.243	31.594	26.986	47.663	300.8	1:55:30.199	25	1	1:49.403	33.572	27.588	48.243	296.7	1:58:04.834
14	2	1:44.096	31.629	26.983	45.484	300.8	1:57:14.295	26	1	18:19.557 B	33.928	46.629	...	171.4	2:16:24.391
15	2	1:57.586 B	31.455	26.909	59.222	300.8	1:59:11.881	27	1	17:13.358 B	2:33:37.749
16	2	15:54.939	...	28.650	46.841	295.9	2:15:06.820	28	1	2:26.024	55.753	34.631	55.640	207.3	2:36:03.773
17	2	2:02.527 B	32.171	27.181	1:03.175	297.5	2:17:09.347	29	1	2:04.652	33.967	27.579	1:03.106	296.7	2:38:08.425
18	2	17:56.638	...	27.515	47.151	300.0	2:35:05.985	30	1	1:49.397	33.779	27.653	47.965	295.9	2:39:57.822
19	2	1:45.703	32.367	27.194	46.142	300.8	2:36:51.688	31	1	1:49.008	33.612	27.402	47.994	296.7	2:41:46.830
20	2	1:44.850	31.879	27.134	45.837	299.2	2:38:36.538	32	1	1:47.728	33.062	27.461	47.205	296.7	2:43:34.558
21	2	1:47.713	31.910	27.740	48.063	300.8	2:40:24.251	33	1	1:47.560	33.076	27.428	47.056	295.1	2:45:22.118
22	2	1:44.283	31.839	27.091	45.353	298.3	2:42:08.534	34	1	1:47.124	32.863	27.408	46.853	296.7	2:47:09.242
23	2	1:44.948	31.528	27.047	46.373	298.3	2:43:53.482	35	1	1:47.342	32.643	27.364	47.335	294.3	2:48:56.584
24	2	1:46.701	31.743	27.041	47.917	298.3	2:45:40.183	36	1	1:49.081	33.249	28.254	47.578	295.1	2:50:45.665
25	2	1:46.680	31.928	27.146	47.606	298.3	2:47:26.863	37	1	1:47.359	32.805	27.319	47.235	295.1	2:52:33.024
26	2	1:44.206	31.625	27.074	45.507	296.7	2:49:11.069	38	1	14:38.118 B	33.254	27.644	...	295.9	3:07:11.142
27	2	1:44.864	31.453	27.317	46.094	297.5	2:50:55.933	39	1	2:11.590	53.856	28.000	49.734	290.3	3:09:22.732
28	2	1:47.090	31.584	27.036	48.470	299.2	2:52:43.023	40	1	1:49.934	33.476	27.542	48.916	295.1	3:11:12.666
29	2	1:53.017 B	31.719	26.994	54.304	300.0	2:54:36.040	41	1	6:21.960 B	33.250	27.647	5:21.063	293.5	3:17:34.626
30	2	18:40.028	...	27.483	46.382	294.3	3:13:16.068	42	3	2:12.685	54.001	28.590	50.094	295.1	3:19:47.311
31	2	1:46.167	32.389	27.234	46.544	298.3	3:15:02.235	43	3	1:47.770	32.896	27.761	47.113	295.1	3:21:35.081
32	2	1:44.611	31.900	26.952	45.759	300.0	3:16:46.846	44	3	1:46.576	32.697	27.436	46.443	296.7	3:23:21.657
33	2	1:45.823	32.900	27.021	45.902	301.7	3:18:32.669	45	3	1:45.302	31.947	27.160	46.195	295.9	3:25:06.959
34	2	1:46.665	31.816	27.087	47.762	300.0	3:20:19.334	46	3	1:45.599	31.769	27.119	46.711	296.7	3:26:52.558
35	2	1:44.462	31.680	27.128	45.654	299.2	3:22:03.796	47	3	1:44.265	31.679	26.953	45.633	296.7	3:28:36.823
36	2	1:43.818	31.553	26.966	45.299	300.8	3:23:47.614	48	3	1:44.544	31.758	27.020	45.766	295.9	3:30:21.367
37	2	1:44.929	31.439	26.919	46.571	299.2	3:25:32.543								
38	2	1:44.917	31.526	27.007	46.384	301.7	3:27:17.460								
39	2	1:45.361	31.797	26.895	46.669	299.2	3:29:02.821								
40	2	1:45.815	32.609	27.186	46.020	300.0	3:30:48.636								
21 Strakka Racing 1. Nick Leventis 2. Danny Watts HPD ARX 03c - Honda LMP1								3. Jonny Kane							
1	1	17:39.490	...	30.465	53.049	288.0	17:39.490								
2	1	1:53.065	35.319	28.084	49.662	293.5	19:32.555								
3	1	1:50.272	34.015	27.676	48.581	293.5	21:22.827								
4	1	1:49.404	33.707	27.669	48.028	295.1	23:12.231								
5	1	1:49.047	33.438	27.496	48.113	296.7	25:01.278								
6	1	1:49.999	33.721	27.653	48.625	295.1	26:51.277								
7	1	1:51.257	33.759	28.021	49.477	295.1	28:42.534								
8	1	54:49.282 B	34.672	28.018	...	296.7	1:23:31.816								
9	1	2:27.363	1:01.204	33.215	52.944	280.5	1:25:59.179								
10	1	1:51.371	34.355	28.004	49.012	293.5	1:27:50.550								
11	1	1:51.150	34.167	27.804	49.179	295.1	1:29:41.700								
24 OAK Racing 1. Olivier Pla 2. Alex Brundle Morgan - Nissan LMP2															
1	2	29:53.375	...	29.740	49.226	273.4	29:53.375								
2	2	1:51.217	34.130	28.877	48.210	279.8	31:44.592								
3	2	1:50.517	33.733	28.747	48.037	282.0	33:35.109								
4	2	1:50.194	33.544	28.661	47.989	282.7	35:25.303								
5	2	1:50.149	33.344	28.714	48.091	280.5	37:15.452								
6	2	1:50.243	33.404	28.820	48.019	280.5	39:05.695								
7	2	1:50.336	33.121	28.961	48.254	282.0	40:56.031								
8	2	2:03.223 B	33.787	28.861	1:00.575	281.2	42:59.254								
9	2	15:27.415	...	29.009	48.822	278.4	58:26.669								
10	2	1:51.161	33.648	28.982	48.531	278.4	1:00:17.830								
11	2	1:51.738	33.711	29.024	49.003	279.1	1:02:09.568								
12	2	1:52.230	34.518	28.936	48.776	281.2	1:04:01.798								
13	2	1:51.870	33.970	28.922	48.978	281.2	1:05:53.668								
14	2	1:52.078	33.806	29.047	49.225	282.0	1:07:45.746								
15	2	2:01.678 B	34.114	29.075	58.489	282.0	1:09:47.424								
16	2	16:02.026	...	29.268	49.670	279.8	1:25:49.450								
17	2	1:53.483	34.489	29.538	49.456	279.1	1:27:42.933								



FIA WEC

Le Castellet Official Test

Saturday Afternoon Session

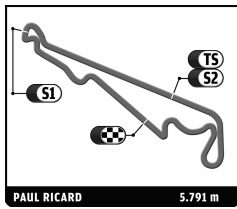
Sector Analysis

							Personal Best		Session Best		B Crossing the finish line in pit lane					
Lap	D	Time	Sector 1	Sector 2	Sector 3	T. Spd	Elapsed	Lap	D	Time	Sector 1	Sector 2	Sector 3	T. Spd	Elapsed	
18	2	1:53.159	34.312	28.996	49.851	281.2	1:29:36.092	3	1	17:53.602	...	29.048	49.322	278.4	1:38:42.005	
19	2	1:53.113	34.275	28.980	49.858	285.7	1:31:29.205	4	1	1:50.828	33.567	28.660	48.601	279.1	1:40:32.833	
20	2	1:54.582	35.117	29.047	50.418	285.0	1:33:23.787	5	1	2:56.645	B	38.559	55.101	1:22.985	139.7	1:43:29.478
21	2	1:54.390	34.692	29.027	50.671	282.0	1:35:18.177	6	1	16:10.083	B	...	29.873	1:09.048	275.5	1:59:39.561
22	2	2:05.374	B	35.680	29.267	1:00.427	283.5	1:37:23.551	7	1	37:51.940	2:37:31.501
23	1	12:12.014	...	28.904	48.734	279.8	1:49:35.565	8	1	1:51.499	2:39:23.000	
24	1	1:48.508	32.879	28.308	47.321	282.7	1:51:24.073	9	1	1:49.444	2:41:12.444	
25	1	1:47.668	32.770	28.359	46.539	282.7	1:53:11.741	10	1	1:51.566	2:43:04.010	
26	1	1:47.589	32.371	28.303	46.915	283.5	1:54:59.330	11	1	1:50.566	2:44:54.576	
27	1	1:50.263	32.574	28.279	49.410	286.5	1:56:49.593	12	1	1:50.772	2:46:45.348	
28	1	1:48.000	32.445	28.527	47.028	285.0	1:58:37.593	13	1	2:02.664	B	2:48:48.012	
29	1	2:35.505	B	44.118	37.300	1:14.087	195.7	2:01:13.098	14	3	16:33.839	...	32.693	54.609	257.8	3:05:21.851
30	1	33:41.641	...	28.877	52.113	277.6	2:34:54.739	15	3	1:55.560	36.092	28.930	50.538	282.0	3:07:17.411	
31	1	1:49.048	32.962	28.618	47.468	281.2	2:36:43.787	16	3	1:52.981	34.532	28.781	49.668	278.4	3:09:10.392	
32	1	1:49.063	32.743	28.538	47.782	282.7	2:38:32.850	17	3	1:52.436	34.129	28.917	49.390	279.8	3:11:02.828	
33	1	1:48.387	32.656	28.480	47.251	283.5	2:40:21.237	18	3	1:52.945	34.421	28.974	49.550	278.4	3:12:55.773	
34	1	2:00.334	B	32.948	29.290	58.096	248.3	2:42:21.571	19	3	1:52.533	34.231	28.827	49.475	279.1	3:14:48.306
35	1	11:47.868	...	28.780	49.390	280.5	2:54:09.439	20	3	2:06.792	B	36.466	29.899	1:00.427	276.9	3:16:55.098
36	1	1:50.319	34.018	28.715	47.586	280.5	2:55:59.758	21	3	7:46.908	6:25.934	29.384	51.590	278.4	3:24:42.006	
37	1	1:49.088	32.984	28.715	47.389	281.2	2:57:48.846	22	3	1:52.294	34.139	28.834	49.321	280.5	3:26:34.300	
38	1	1:57.917	B	32.957	28.520	56.440	282.0	2:59:46.763	23	3	1:52.768	34.113	28.946	49.709	279.8	3:28:27.068
									24	3	1:51.926	33.915	29.000	49.011	280.5	3:30:18.994

25 Delta-ADR							Oreca 03 - Nissan	
1. Antonio Pizzonia			3. Rodolfo Gonzalez			LMP2		
2. Tor Graves								
1	1	34:38.944	...	29.576	52.905	268.7	34:38.944	
2	1	1:50.613	33.758	29.057	47.798	277.6	36:29.557	
3	1	1:50.976	33.368	28.858	48.750	276.2	38:20.533	
4	1	1:55.293	35.644	29.429	50.220	276.9	40:15.826	
5	1	1:50.196	33.373	28.947	47.876	275.5	42:06.022	
6	1	2:02.198	B	33.830	29.935	58.433	44:08.220	
7	1	17:13.171	...	32.057	51.901	259.6	1:01:21.391	
8	1	1:48.390	32.888	28.621	46.881	275.5	1:03:09.781	
9	1	1:47.631	32.456	28.494	46.681	279.8	1:04:57.412	
10	1	2:09.543	36.556	31.040	1:01.947	268.7	1:07:06.955	
11	1	1:56.976	B	32.658	28.642	55.676	278.4	1:09:03.931
12	2	14:22.645	B	...	2:52.149	1:04.360	275.5	1:23:26.576
13	2	3:17.118	1:57.659	29.679	49.780	277.6	1:26:43.694	
14	2	1:52.531	34.824	29.032	48.675	276.9	1:28:36.225	
15	2	1:51.727	34.609	28.721	48.397	280.5	1:30:27.952	
16	2	1:51.198	34.026	28.775	48.397	279.1	1:32:19.150	
17	2	2:01.217	B	33.977	28.860	58.380	279.8	1:34:20.367
18	3	7:44.547	6:25.639	29.028	49.880	279.8	1:42:04.914	
19	3	1:51.436	34.332	28.565	48.539	281.2	1:43:56.350	
20	3	1:50.791	33.538	29.101	48.152	281.2	1:45:47.141	
21	3	1:50.284	33.495	28.595	48.194	279.8	1:47:37.425	
22	3	1:50.375	33.487	28.724	48.164	283.5	1:49:27.800	
23	3	1:50.616	33.913	28.496	48.207	279.8	1:51:18.416	
24	3	1:49.607	33.185	28.536	47.886	279.8	1:53:08.023	
25	3	1:49.784	33.354	28.400	48.030	279.8	1:54:57.807	
26	3	1:52.352	33.270	28.489	50.593	281.2	1:56:50.159	
27	3	1:58.862	B	33.360	28.722	56.780	282.0	1:58:49.021
28	1	16:10.981	...	32.362	52.347	173.4	2:15:00.002	

31 Lotus							Lotus T128	
1. James Rossiter			3. Christophe Bouchut			LMP2		
2. Vitantonio Liuzzi								
1	1	1:18:43.158	...	29.439	50.201	276.2	1:18:43.158	
2	1	2:05.245	B	34.215	29.325	1:01.705	279.1	1:20:48.403

32 Lotus							Lola	
1. Thomas Holzer			3. Jan Charouz			LMP2		
2. Dominik Kraihamer			4. Kevin Weeda					
1	3	14:23.707	...	30.178	51.706	274.8	14:23.707	
2	3	1:52.456	34.790	28.754	48.912	279.8	16:16.163	
3	3	1:50.062	33.722	28.563	47.777	278.4	18:06.225	
4	3	1:50.265	33.399	28.584	48.282	281.2	19:56.490	
5	3	1:52.013	33.513	28.637	49.863	282.0	21:48.503	
6	3	1:50.335	33.426	28.610	48.299	281.2	23:38.838	
7	3	1:58.377	33.737	31.023	53.617	262.8	25:37.215	
8	3	2:01.815	B	33.626	28.612	59.577	279.8	27:39.030
9	2	13:39.863	...	28.959	51.102	279.1	41:18.893	
10	2	2:04.448	B	35.619	28.987	59.842	279.8	43:23.341
11	2	8:03.552	6:45.469	28.760	49.323	279.8	51:26.893	
12	2	2:05.603	B	34.348	29.051	1:02.204	278.4	53:32.496
13	2	7:07.976	5:48.373	30.021	49.582	279.1	1:00:40.472	
14	2	1:51.685	34.052	29.010	48.623	277.6	1:02:32.157	
15	2	1:50.965	33.803	28.724	48.438	280.5	1:04:23.122	
16	2	1:50.750	33.691	28.931	48.128	279.1	1:06:13.872	
17	2	2:03.158	B	33.757	29.999	59.402	279.8	1:08:17.030
18	4	14:04.535	...	30.785	52.673	276.2	1:22:21.565	
19	4	1:55.029	35.062	29.299	50.668	276.9	1:24:16.594	
20	4	1:54.588	34.492	29.314	50.782	276.2	1:26:11.182	
21	4	1:55.515	35.085	29.361	51.069	276.2	1:28:06.697	
22	4	1:56.182	35.245	29.436	51.501	278.4	1:30:02.879	
23	4	1:56.038	35.137	29.723	51.178	279.1	1:31:58.917	
24	4	1:55.456	34.884	29.164	51.408	281.2	1:33:54.373	
25	4	1:54.751	34.757	29.246	50.748	279.1	1:35:49.124	
26	4	2:10.985	B	35.352	29.177	1:06.456	280.5	1:38:00.109
27	4	6:54.409	5:32.815	29.940	51.654	276.2	1:44:54.518	
28	4	1:55.622	35.135	29.460	51.027	277.6	1:46:50.140	
29	4	1:55.236	34.822	29.423	50.991	279.1	1:48:45.376	
30	4	1:55.219	35.119	29.307	50.793	279.8	1:50:40.595	
31	4	1:55.264	34.512	29.288	51.464	277.6	1:52:35.859	
32	4	1:57.851	35.114	29.200	53.537	278.4	1:54:33.710	

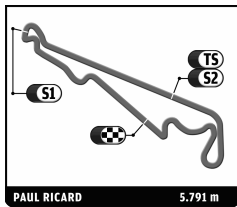


FIA WEC
Le Castellet Official Test
Saturday Afternoon Session

Sector Analysis

■ Personal Best ■ Session Best B Crossing the finish line in pit lane

Lap	D	Time	Sector 1	Sector 2	Sector 3	T. Spd	Elapsed	Lap	D	Time	Sector 1	Sector 2	Sector 3	T. Spd	Elapsed
33	4	1:54.595	34.793	29.299	50.503	280.5	1:56:28.305	39	1	1:57.945B	32.776	28.752	56.417	282.0	1:44:49.985
34	4	1:54.329	34.430	29.427	50.472	279.8	1:58:22.634	40	2	5:07.515	3:49.627	29.048	48.840	279.8	1:49:57.500
35	4	2:22.004B	34.933	29.898	1:17.173	229.8	2:00:44.638	41	2	1:51.321	33.739	28.973	48.609	280.5	1:51:48.821
36	4	36:35.118	...	29.971	51.600	279.1	2:37:19.756	42	2	1:50.857	33.891	28.835	48.131	281.2	1:53:39.678
37	4	1:55.240	34.888	29.594	50.758	276.9	2:39:14.996	43	2	1:51.926	33.673	28.782	49.471	283.5	1:55:31.604
38	4	1:55.189	34.404	29.395	51.390	279.1	2:41:10.185	44	2	1:51.122	33.771	28.858	48.493	282.7	1:57:22.726
39	4	1:58.352	34.436	29.376	54.540	276.9	2:43:08.537	45	2	2:04.737B	33.764	29.222	1:01.751	282.7	1:59:27.463
40	4	1:56.149	35.332	29.575	51.242	276.2	2:45:04.686	46	2	14:43.697	...	29.490	49.130	277.6	2:14:11.160
41	4	1:55.488	34.838	29.494	51.156	277.6	2:47:00.174	47	2	1:52.132	33.839	29.102	49.191	278.4	2:16:03.292
42	4	1:54.753	34.468	29.520	50.765	274.1	2:48:54.927	48	2	2:42.931B	35.055	42.683	1:25.193	185.9	2:18:46.223
43	4	1:54.593	34.508	29.497	50.588	278.4	2:50:49.520	49	2	16:02.068	...	29.431	49.332	277.6	2:34:48.291
44	4	1:54.861	34.723	29.163	50.975	277.6	2:52:44.381	50	2	1:52.220	33.894	29.193	49.133	280.5	2:36:40.511
45	4	1:55.054	34.598	29.368	51.088	276.9	2:54:39.435	51	2	1:53.304	34.050	29.243	50.011	280.5	2:38:33.815
46	4	1:54.120	34.655	29.098	50.367	278.4	2:56:33.555	52	2	1:52.618	34.224	29.021	49.373	285.7	2:40:26.433
47	4	1:54.580	34.791	29.299	50.490	276.9	2:58:28.135	53	2	1:52.329	34.256	29.000	49.073	279.8	2:42:18.762
48	4	2:05.546B	35.089	29.325	1:01.132	277.6	3:00:33.681	54	2	1:51.926	34.102	29.034	48.790	279.8	2:44:10.688
35 OAK Racing Morgan - Nissan LMP2 1. Bertrand Baguette 3. Martin Plowman 2. Ricardo Gonzalez								45 OAK Racing Morgan - Nissan LMP2 1. Jacques Nicolet 3. Philippe Mondolot 2. Jean-Marc Merlin							
1	3	11:35.142	...	29.834	49.910	274.1	11:35.142	1	1	24:15.650	...	30.840	53.255	272.7	24:15.650
2	3	1:51.488	33.927	29.154	48.407	276.9	13:26.630	2	1	1:56.444	35.332	29.454	51.658	277.6	26:12.094
3	3	1:50.909	33.540	28.943	48.426	279.1	15:17.539	3	1	1:56.243	35.052	29.364	51.827	276.9	28:08.337
4	3	2:00.896B	33.683	28.797	58.416	281.2	17:18.435	4	1	1:56.970	35.443	29.136	52.391	278.4	30:05.307
5	3	3:01.961	1:37.205	33.459	51.297	248.3	20:20.396	5	1	1:55.498	35.410	28.916	51.172	280.5	32:00.805
6	3	1:49.560	32.902	28.592	48.066	281.2	22:09.956	6	1	1:54.680	34.945	28.892	50.843	280.5	33:55.485
7	3	1:48.796	32.836	28.439	47.521	284.2	23:58.752	7	1	1:54.691	34.540	29.018	51.133	281.2	35:50.176
8	3	1:55.894	33.206	29.937	52.751	282.0	25:54.646	8	1	1:54.820	34.624	29.077	51.119	277.6	37:44.996
9	3	1:48.569	33.133	28.581	46.855	282.0	27:43.215	9	1	1:55.763	35.232	29.019	51.512	279.8	39:40.759
10	3	1:48.084	32.708	28.501	46.875	280.5	29:31.299	10	1	1:56.374	35.028	28.948	52.398	279.8	41:37.133
11	3	1:48.068	32.697	28.438	46.933	283.5	31:19.367	11	1	1:56.413	35.536	29.264	51.613	279.8	43:33.546
12	3	1:49.217	32.744	28.631	47.842	282.7	33:08.584	12	1	1:55.335	34.928	29.235	51.172	278.4	45:28.881
13	3	1:47.725	32.619	28.365	46.741	284.2	34:56.309	13	1	1:55.159	34.802	29.246	51.111	282.0	47:24.040
14	3	1:48.169	32.687	28.486	46.996	282.7	36:44.478	14	1	1:55.409	34.810	29.756	50.843	277.6	49:19.449
15	3	2:00.409B	33.552	28.926	57.931	279.1	38:44.887	15	1	1:55.417	34.816	29.025	51.576	283.5	51:14.866
16	3	7:41.858	6:23.001	28.992	49.865	279.8	46:26.745	16	1	2:21.630	52.426	276.9	53:36.496
17	3	1:50.316	33.851	28.728	47.737	280.5	48:17.061	17	1	1:56.265	35.051	29.734	51.480	278.4	55:32.761
18	3	1:49.830	33.050	28.627	48.153	279.8	50:06.891	18	1	1:55.353	34.994	29.335	51.024	278.4	57:28.114
19	3	1:49.816	33.723	28.606	47.487	283.5	51:56.707	19	1	2:06.099B	35.534	29.326	1:01.239	277.6	59:34.213
20	3	2:03.260B	34.108	29.249	59.903	278.4	53:59.967	20	1	3:49.347	2:30.042	29.578	49.727	281.2	1:03:23.560
21	1	6:59.803	5:42.119	29.358	48.326	281.2	1:00:59.770	21	1	1:52.295	34.159	28.674	49.462	280.5	1:05:15.855
22	1	1:50.347	33.521	28.914	47.912	279.1	1:02:50.117	22	1	2:12.028	51.132	278.4	1:07:27.883
23	1	1:51.013	34.514	28.783	47.716	282.0	1:04:41.130	23	1	1:53.263	34.543	28.801	49.919	282.0	1:09:21.146
24	1	1:50.091	33.333	28.811	47.947	279.8	1:06:31.221	24	1	1:53.285	34.092	28.849	50.344	281.2	1:11:14.431
25	1	1:58.098B	33.082	28.911	56.105	279.8	1:08:29.319	25	1	1:53.153	34.312	29.071	49.770	279.8	1:13:07.584
26	1	7:17.570	6:00.150	28.725	48.695	284.2	1:15:46.889	26	1	1:54.408	35.010	29.044	50.354	282.7	1:15:01.992
27	1	1:51.148	34.271	28.639	48.238	284.2	1:17:38.037								
28	1	1:50.750	34.000	28.698	48.052	284.2	1:19:28.787								
29	1	2:00.957B	33.922	28.860	58.175	282.0	1:21:29.744								
30	1	6:45.990	5:24.613	30.268	51.109	240.0	1:28:15.734								
31	1	2:01.415	33.998	30.556	56.861	245.5	1:30:17.149								
32	1	1:47.777	32.654	28.431	46.692	282.0	1:32:04.926								
33	1	1:48.070	32.684	28.303	47.083	284.2	1:33:52.996								
34	1	1:47.610	32.442	28.491	46.677	282.7	1:35:40.606								
35	1	1:47.398	32.406	28.394	46.598	283.5	1:37:28.004								
36	1	1:47.650	32.569	28.376	46.705	284.2	1:39:15.654								
37	1	1:48.321	32.677	28.523	47.121	284.2	1:41:03.975								
38	1	1:48.065	32.603	28.471	46.991	285.0	1:42:52.040								



FIA WEC

Le Castellet Official Test

Saturday Afternoon Session

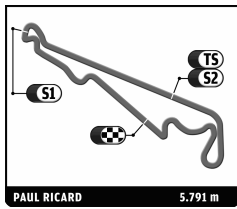
Sector Analysis

■ Personal Best
 ■ Session Best
 ■ Crossing the finish line in pit lane

Lap	D	Time	Sector 1	Sector 2	Sector 3	T. Spd	Elapsed	Lap	D	Time	Sector 1	Sector 2	Sector 3	T. Spd	Elapsed
27	1	1:55.507	34.708	28.710	52.089	283.5	1:16:57.499	14	3	2:07.978	51.073	28.597	48.308	281.2	1:39:07.511
28	1	2:06.015 B	34.812	29.165	1:02.038	284.2	1:19:03.514	15	3	1:49.257	33.335	28.267	47.655	283.5	1:40:56.768
29	1	5:56.816	4:35.442	29.661	51.713	277.6	1:25:00.330	16	3	1:49.160	33.208	28.268	47.684	282.0	1:42:45.928
30	1	1:57.014	36.117	29.367	51.530	279.1	1:26:57.344	17	3	1:50.060	33.279	28.617	48.164	281.2	1:44:35.988
31	1	1:56.378	35.686	29.450	51.242	276.9	1:28:53.722	18	3	1:49.124	33.140	28.345	47.639	282.0	1:46:25.112
32	1	1:55.691	35.288	29.133	51.270	281.2	1:30:49.413	19	3	2:44.843 B	33.304	28.334	1:43.205	282.7	1:49:09.955
33	1	1:55.524	35.851	29.069	50.604	281.2	1:32:44.937	20	2	2:15.742	55.646	29.141	50.955	279.8	1:51:25.697
34	1	1:56.033	35.347	29.102	51.584	279.8	1:34:40.970	21	2	1:50.592	33.595	28.478	48.519	281.2	1:53:16.289
35	1	1:55.790	35.818	29.138	50.834	280.5	1:36:36.760	22	2	1:49.903	33.368	28.433	48.102	281.2	1:55:06.192
36	1	1:56.188	35.615	29.084	51.489	283.5	1:38:32.948	23	2	1:49.185	33.130	28.447	47.608	283.5	1:56:55.377
37	1	1:55.710	35.617	29.054	51.039	282.0	1:40:28.658	24	2	16:26.084 B	33.407	28.482	...	282.7	2:13:21.461
38	1	1:55.368	35.621	29.092	50.655	282.0	1:42:24.026	25	3	2:13.352	52.050	30.830	50.472	276.9	2:15:34.813
39	1	1:55.085	35.365	29.209	50.511	282.0	1:44:19.111	26	3	17:23.936 B	33.082	28.259	...	277.6	2:32:58.749
40	1	1:54.553	35.097	29.130	50.326	281.2	1:46:13.664	27	3	2:11.610	52.066	28.487	51.057	282.0	2:35:10.359
41	1	1:55.245	35.073	29.094	51.078	281.2	1:48:08.909	28	3	1:49.090	33.417	28.413	47.260	282.7	2:36:59.449
42	1	1:55.266	35.373	29.098	50.795	279.8	1:50:04.175	29	3	1:48.582	32.891	28.420	47.271	279.8	2:38:48.031
43	1	1:55.424	35.124	29.133	51.167	280.5	1:51:59.599	30	3	1:49.010	33.120	28.369	47.521	282.7	2:40:37.041
44	1	2:12.814 B	35.843	29.146	1:07.825	280.5	1:54:12.413	31	3	2:44.890 B	33.079	28.529	1:43.282	278.4	2:43:21.931
45	1	21:31.705	...	29.260	50.386	276.2	2:15:44.118	32	2	2:17.842	58.162	28.743	50.937	280.5	2:45:39.773
46	1	2:33.129 B	35.475	34.923	1:22.731	198.9	2:18:17.247	33	2	1:50.612	33.822	28.828	47.962	279.8	2:47:30.385
47	1	15:37.889	...	29.203	50.334	277.6	2:33:55.136	34	2	1:49.874	32.795	28.582	48.497	277.6	2:49:20.259
48	1	1:55.068	35.334	28.898	50.836	285.0	2:35:50.204	35	2	1:49.293	32.995	28.699	47.599	278.4	2:51:09.552
49	1	1:51.837	34.066	28.805	48.966	280.5	2:37:42.041	36	2	1:48.657	32.731	28.440	47.486	279.8	2:52:58.209
50	1	1:55.843	35.793	29.157	50.893	282.7	2:39:37.884	37	2	4:20.324 B	33.038	28.524	3:18.762	279.1	2:57:18.533
51	1	1:52.268	34.082	28.849	49.337	280.5	2:41:30.152	38	2	2:07.263	50.033	28.773	48.457	278.4	2:59:25.796
52	1	1:53.015	34.839	28.831	49.345	279.1	2:43:23.167	39	2	1:50.187	33.133	28.874	48.180	278.4	3:01:15.983
53	1	2:03.196 B	34.483	28.852	59.861	279.1	2:45:26.363	40	2	1:50.110	33.232	28.649	48.229	278.4	3:03:06.093
54	1	3:04.205	1:43.901	29.326	50.978	277.6	2:48:30.568	41	2	1:49.814	33.147	28.570	48.097	282.0	3:04:55.907
55	1	1:50.352	33.458	28.633	48.261	279.8	2:50:20.920	42	2	1:51.015	33.230	28.502	49.283	283.5	3:06:46.922
56	1	1:51.549	33.714	28.616	49.219	282.0	2:52:12.469	43	2	1:50.066	33.297	28.633	48.136	279.8	3:08:36.988
57	1	2:05.530 B	34.885	28.541	1:02.104	280.5	2:54:17.999	44	2	1:50.800	33.132	29.556	48.112	279.8	3:10:27.788
58	1	4:18.704	3:00.035	29.221	49.448	278.4	2:58:36.703	45	2	1:49.638	33.023	28.735	47.880	280.5	3:12:17.426
59	1	1:51.463	33.722	28.856	48.885	277.6	3:00:28.166	46	2	1:50.580	33.445	28.736	48.399	279.8	3:14:08.006
60	1	1:52.596	33.766	28.646	50.184	281.2	3:02:20.762	47	2	1:49.490	33.043	28.481	47.966	283.5	3:15:57.496
61	1	1:52.491	34.385	28.677	49.429	276.9	3:04:13.253	48	2	1:50.241	33.292	28.890	48.059	282.0	3:17:47.737
62	1	1:51.407	33.846	28.791	48.770	277.6	3:06:04.660	49	2	1:50.198	33.368	28.705	48.125	282.7	3:19:37.935
63	1	1:51.844	33.782	28.789	49.273	277.6	3:07:56.504	50	2	1:50.443	33.299	28.621	48.523	283.5	3:21:28.378
64	1	1:53.179	34.190	29.062	49.927	276.2	3:09:49.683	51	2	1:50.321	33.429	28.634	48.258	283.5	3:23:18.699
65	1	1:52.794	34.336	28.771	49.687	279.1	3:11:42.477	52	2	1:51.185	33.262	28.704	49.219	281.2	3:25:09.884
66	1	1:52.281	34.153	28.795	49.333	276.9	3:13:34.758	53	2	2:02.596	33.285	40.527	48.784	282.7	3:27:12.480
67	1	2:07.500 B	34.516	28.729	1:04.255	281.2	3:15:42.258	54	2	1:50.391	33.619	28.633	48.139	281.2	3:29:02.871
								55	2	1:51.004	33.906	28.702	48.396	282.7	3:30:53.875

49	Pecom Racing		Oreca 03 - Nissan				
	1. Luis Perez Companc	3. Nicholas Minassian	LMP2				
2. Pierre Kaffer							
1	3	51:07.479	...	28.685	49.070	282.0	51:07.479
2	3	1:51.330	33.892	28.677	48.761	282.7	52:58.809
3	3	1:51.537	33.916	28.718	48.903	280.5	54:50.346
4	3	7:01.476 B	33.834	28.776	5:58.866	280.5	1:01:51.822
5	3	2:08.030	51.087	28.687	48.256	279.1	1:03:59.852
6	3	1:51.284	34.177	28.804	48.303	280.5	1:05:51.136
7	3	1:50.491	33.565	28.785	48.141	279.8	1:07:41.627
8	3	10:10.748 B	33.488	29.615	9:07.645	280.5	1:17:52.375
9	3	2:08.396	51.295	28.701	48.400	282.0	1:20:00.771
10	3	1:50.610	33.654	28.660	48.296	281.2	1:21:51.381
11	3	1:51.181	33.772	28.703	48.706	282.0	1:23:42.562
12	3	1:50.603	33.706	28.589	48.308	280.5	1:25:33.165
13	3	11:26.368 B	33.582	28.570	...	284.2	1:36:59.533

61	AF Corse		Ferrari F458 Italia				
	1. Jack Gerber	3. Matt Griffin	LMGTE Am				
2. Marco Cioci							
1	2	20:06.250	...	36.942	1:01.440	235.8	20:06.250
2	2	2:04.010	37.079	31.739	55.192	268.0	22:10.260
3	2	5:35.760 B	37.536	31.155	4:27.069	270.0	27:46.020
4	2	2:25.918	53.405	36.252	56.261	247.7	30:11.938
5	2	1:59.530	36.183	30.515	52.832	270.7	32:11.468
6	2	2:00.063	36.049	30.592	53.422	270.0	34:11.531
7	2	3:18.137 B	36.204	30.769	2:11.164	270.0	37:29.668
8	2	2:17.788	53.081	30.934	53.773	268.7	39:47.456
9	2	2:00.568	36.498	30.778	53.292	267.3	41:48.024
10	2	6:27.642 B	36.215	30.925	5:20.502	268.7	48:15.666
11	2	2:18.379	52.873	31.006	54.500	268.0	50:34.045
12	2	2:01.199	36.508	30.941	53.750	266.7	52:35.244



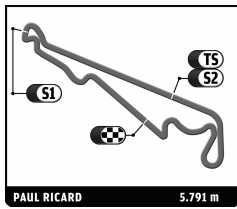
FIA WEC
Le Castellet Official Test
Saturday Afternoon Session

Sector Analysis

								■ Personal Best ■ Session Best ■ Crossing the finish line in pit lane							
Lap	D	Time	Sector 1	Sector 2	Sector 3	T. Spd	Elapsed	Lap	D	Time	Sector 1	Sector 2	Sector 3	T. Spd	Elapsed
13	2	6:13.369B	36.797	31.059	5:05.513	267.3	58:48.613	26	2	2:00.757	36.343	30.594	53.820	273.4	1:33:28.225
14	2	2:19.558	52.943	32.484	54.131	268.7	1:01:08.171	27	2	1:59.748	36.104	30.665	52.979	270.7	1:35:27.973
15	2	2:01.751	36.585	31.255	53.911	264.1	1:03:09.922	28	2	1:59.776	36.169	30.612	52.995	271.4	1:37:27.749
16	2	2:00.846	36.448	30.855	53.543	268.0	1:05:10.768	29	2	1:59.397	36.191	30.530	52.676	271.4	1:39:27.146
17	2	2:00.729	36.223	30.954	53.552	266.7	1:07:11.497	30	2	1:59.319	36.165	30.560	52.594	272.0	1:41:26.465
18	2	2:00.207	36.052	30.717	53.438	270.7	1:09:11.704	31	2	1:59.307	36.033	30.611	52.663	272.0	1:43:25.772
19	2	1:03:45.197B	36.130	30.856	...	268.7	2:12:56.901	32	2	1:59.329	35.922	30.692	52.715	270.7	1:45:25.101
20	1	2:22.227	54.041	32.155	56.031	268.7	2:15:19.128	33	2	1:58.790	35.698	30.526	52.566	270.7	1:47:23.891
21	1	17:51.081B	37.616	31.918	...	224.5	2:33:10.209	34	2	45:56.389B	36.998	30.856	...	272.7	2:33:20.280
22	1	2:22.393	53.918	32.060	56.415	270.0	2:35:32.602	35	2	2:18.381	53.165	30.954	54.262	270.0	2:35:38.661
23	1	2:06.801	38.790	31.889	56.122	270.7	2:37:39.403	36	2	2:01.139	36.457	30.979	53.703	272.0	2:37:39.800
24	1	2:06.582	38.090	32.004	56.488	269.3	2:39:45.985	37	2	2:01.197	36.280	30.587	54.330	270.7	2:39:40.997
25	1	2:04.889	37.718	31.145	56.026	270.7	2:41:50.874	38	2	2:00.128	36.038	30.740	53.350	270.7	2:41:41.125
26	1	2:05.192	37.916	31.446	55.830	269.3	2:43:56.066	39	2	2:00.053	36.054	30.711	53.288	270.7	2:43:41.178
27	1	2:05.476	38.325	31.537	55.614	269.3	2:46:01.542	40	2	1:59.963	36.010	30.707	53.246	269.3	2:45:41.141
28	1	2:05.679	37.740	31.775	56.164	266.7	2:48:07.221	41	2	1:59.627	35.876	30.728	53.023	270.0	2:47:40.768
29	1	2:05.162	38.286	31.300	55.576	269.3	2:50:12.383	42	2	1:59.611	35.896	30.659	53.056	268.7	2:49:40.379
30	1	2:04.600	37.913	31.264	55.423	269.3	2:52:16.983	43	2	1:59.751	35.997	30.667	53.087	268.7	2:51:40.130
31	1	4:06.803B	38.392	31.194	2:57.217	270.7	2:56:23.786	44	2	1:59.925	36.143	30.623	53.159	271.4	2:53:40.055
32	2	2:19.249	53.242	31.071	54.936	269.3	2:58:43.035	45	2	1:59.933	35.977	30.685	53.271	270.0	2:55:39.988
33	2	2:02.336	36.709	31.029	54.598	268.0	3:00:45.371	46	2	1:59.420	35.911	30.677	52.832	271.4	2:57:39.408
34	2	2:01.769	36.618	30.987	54.164	266.0	3:02:47.140	47	2	1:59.848	35.922	30.705	53.221	270.0	2:59:39.256
35	2	2:01.451	36.387	30.900	54.164	268.0	3:04:48.591	48	2	1:59.203	35.853	30.576	52.774	270.0	3:01:38.459
36	2	2:48.025B	36.197	30.598	1:41.230	270.7	3:07:36.616								
37	2	2:17.564	53.120	30.844	53.600	269.3	3:09:54.180								
38	2	1:59.759	35.779	30.522	53.458	270.7	3:11:53.939								
39	2	1:59.929	35.992	30.697	53.240	268.7	3:13:53.868								
40	2	1:59.640	35.963	30.342	53.335	274.1	3:15:53.508								
41	2	2:00.737	36.397	30.661	53.679	271.4	3:17:54.245								

								76 Imsa Performance Matmut				Porsche 911 GT3 RSR			
								1. Raymond Narac		3. Jean-Karl Vernay		LMGTE Am			
								2. Christophe Bourret							
1	3	19:48.731	...	32.097	55.756	262.1	19:48.731								
2	3	2:03.896	37.306	31.621	54.969	264.1	21:52.627								
3	3	2:02.400	36.679	31.173	54.548	266.7	23:55.027								
4	3	2:02.160	36.467	31.344	54.349	266.0	25:57.187								
5	3	2:01.659	36.505	31.087	54.067	264.7	27:58.846								
6	3	2:06.630	38.654	31.331	56.645	264.7	30:05.476								
7	3	2:01.931	36.788	31.012	54.131	267.3	32:07.407								
8	3	2:01.434	36.634	30.911	53.889	266.0	34:08.841								
9	3	2:15.104B	37.215	33.659	1:04.230	260.9	36:23.945								
10	3	4:02.815	2:34.195	32.313	56.307	262.8	40:26.760								
11	3	2:01.662	36.795	31.102	53.765	266.7	42:28.422								
12	3	2:00.531	36.261	30.960	53.310	265.4	44:28.953								
13	3	2:00.386	36.064	30.881	53.441	264.7	46:29.339								
14	3	2:00.345	35.978	31.068	53.299	266.0	48:29.684								
15	3	2:10.825B	36.669	31.119	1:03.037	266.7	50:40.509								
16	2	3:12.588	1:45.351	31.308	55.929	262.8	53:53.097								
17	2	2:01.537	36.390	31.124	54.023	264.7	55:54.634								
18	2	2:00.376	35.833	30.916	53.627	264.1	57:55.010								
19	2	2:00.404	36.011	30.983	53.410	263.4	59:55.414								
20	2	2:10.379B	36.683	30.988	1:02.708	264.7	1:02:05.793								
21	3	3:29.802	2:03.584	31.484	54.734	264.1	1:05:35.595								
22	3	2:02.481	36.620	31.352	54.509	264.1	1:07:38.076								
23	3	2:02.130	36.650	31.177	54.303	266.0	1:09:40.206								
24	3	2:01.762	36.521	31.262	53.979	264.1	1:11:41.968								
25	3	2:01.801	36.521	31.158	54.122	264.1	1:13:43.769								
26	3	2:01.798	36.823	31.193	53.782	266.7	1:15:45.567								
27	3	2:01.727	36.830	30.790	54.107	268.7	1:17:47.294								
28	3	2:01.753	36.621	31.163	53.969	267.3	1:19:49.047								
29	3	2:01.434	36.480	31.120	53.834	265.4	1:21:50.481								
30	3	2:01.950	36.999	31.117	53.834	266.7	1:23:52.431								
31	3	2:01.380	36.605	31.058	53.717	266.0	1:25:53.811								

								71 AF CORSE				Ferrari F458 Italia			
								1. Gianmaria Bruni		3. Toni Vilander		LMGTE Pro			
								2. Giancarlo Fisichella		4. Kamui Kobayashi					
1	2	30:18.124	...	31.397	54.944	266.7	30:18.124								
2	2	2:01.959	37.164	30.924	53.871	270.0	32:20.083								
3	2	2:01.425	36.735	30.773	53.917	272.0	34:21.508								
4	2	2:01.159	36.580	30.840	53.739	270.7	36:22.667								
5	2	2:01.719	36.578	30.956	54.185	268.0	38:24.386								
6	2	2:00.844	36.252	30.779	53.813	271.4	40:25.230								
7	2	11:11.415B	36.835	31.034	...	269.3	51:36.645								
8	2	2:22.767	53.791	32.436	56.540	265.4	53:59.412								
9	2	2:03.832	37.699	31.339	54.794	266.0	56:03.244								
10	2	2:02.787	36.911	31.559	54.317	266.7	58:06.031								
11	2	2:01.281	36.599	30.957	53.725	267.3	1:00:07.312								
12	2	2:01.072	36.322	31.092	53.658	269.3	1:02:08.384								
13	2	2:00.946	36.634	30.741	53.571	270.7	1:04:09.330								
14	2	2:00.598	36.317	30.813	53.468	269.3	1:06:09.928								
15	2	3:19.392B	37.234	30.933	2:11.225	270.7	1:09:29.320								
16	2	2:20.421	53.447	31.189	55.785	267.3	1:11:49.741								
17	2	1:59.359	35.907	30.745	52.707	268.7	1:13:49.100								
18	2	1:59.590	35.906	30.693	52.991	270.7	1:15:48.690								
19	2	3:18.753B	36.025	30.503	2:12.225	273.4	1:19:07.443								
20	2	2:21.441	55.961	31.571	53.909	269.3	1:21:28.884								
21	2	1:59.861	36.354	30.658	52.849	272.0	1:23:28.745								
22	2	1:59.230	35.868	30.661	52.701	269.3	1:25:27.975								
23	2	2:00.621	36.323	30.871	53.427	270.0	1:27:28.596								
24	2	1:59.414	35.988	30.702	52.724	268.7	1:29:28.010								
25	2	1:59.458	36.086	30.618	52.754	272.7	1:31:27.468								



FIA WEC
Le Castellet Official Test
Saturday Afternoon Session

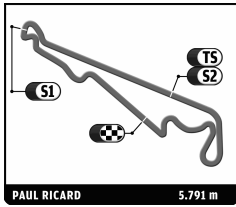
Sector Analysis

■ Personal Best ■ Session Best ■ Crossing the finish line in pit lane

Lap	D	Time	Sector 1	Sector 2	Sector 3	T. Spd	Elapsed	Lap	D	Time	Sector 1	Sector 2	Sector 3	T. Spd	Elapsed
32	3	2:02.275	37.090	31.122	54.063	264.7	1:27:56.086	40	1	2:02.460	36.941	31.095	54.424	265.4	2:44:03.725
33	3	2:01.084	36.551	30.921	53.612	266.7	1:29:57.170	41	1	2:02.188	36.986	31.083	54.119	266.0	2:46:05.913
34	3	2:01.253	36.468	30.893	53.892	267.3	1:31:58.423	42	1	2:01.733	36.667	31.158	53.908	264.7	2:48:07.646
35	3	2:01.835	37.190	30.820	53.825	269.3	1:34:00.258	43	1	2:01.952	36.897	31.077	53.978	265.4	2:50:09.598
36	3	2:01.180	36.465	30.888	53.827	267.3	1:36:01.438	44	1	2:01.996	36.963	30.940	54.093	266.0	2:52:11.594
37	3	2:01.284	36.635	30.846	53.803	268.0	1:38:02.722	45	1	2:03.409	37.870	30.954	54.585	269.3	2:54:15.003
38	3	2:00.917	36.470	30.691	53.756	269.3	1:40:03.639	46	1	2:02.194	37.034	31.025	54.135	268.0	2:56:17.197
39	3	2:00.874	36.455	30.766	53.653	268.0	1:42:04.513	47	1	2:02.444	37.114	31.100	54.230	265.4	2:58:19.641
40	3	2:01.656	36.698	30.989	53.969	268.7	1:44:06.169	48	1	2:02.476	37.129	31.188	54.159	265.4	3:00:22.117
41	3	2:01.554	36.735	30.967	53.852	268.0	1:46:07.723	49	1	2:02.468	37.070	30.914	54.484	266.0	3:02:24.585
42	3	2:01.299	36.445	30.863	53.991	267.3	1:48:09.022	50	1	2:02.138	37.091	30.979	54.068	265.4	3:04:26.723
43	3	2:01.469	36.579	30.988	53.902	266.0	1:50:10.491	51	1	2:02.316	37.094	30.943	54.279	266.0	3:06:29.039
44	3	2:01.778	36.519	31.060	54.199	266.0	1:52:12.269	52	1	2:03.413	37.134	30.923	55.356	266.0	3:08:32.452
45	3	2:01.696	36.629	30.997	54.070	266.0	1:54:13.965	53	1	2:02.354	37.132	30.960	54.262	267.3	3:10:34.806
46	3	2:01.732	36.823	30.890	54.019	269.3	1:56:15.697	54	1	2:02.868	37.246	31.015	54.607	265.4	3:12:37.674

81		B Star Motorsport				Ferrari F458 Italia	
		1.Enzo Potolicchio		3.Philipp Peter			
		2.Rui Aguas		4.Jason Bright			
1	4	32:36.722	...	31.590	54.579	266.7	32:36.722
2	4	2:02.374	36.985	31.276	54.113	266.7	34:39.096
3	4	2:01.370	36.637	31.114	53.619	266.7	36:40.466
4	4	2:02.007	36.355	31.203	54.449	265.4	38:42.473
5	4	2:00.739	36.198	30.966	53.575	266.0	40:43.212
6	4	11:29.225B	36.707	31.071	...	266.0	52:12.437
7	2	2:24.062	56.401	31.995	55.666	262.8	54:36.499
8	2	2:03.309	37.244	31.372	54.693	262.1	56:39.808
9	2	2:03.332	37.039	31.220	55.073	266.0	58:43.140
10	2	2:02.997	37.174	31.240	54.583	267.3	1:00:46.137
11	2	2:02.449	37.035	31.220	54.194	265.4	1:02:48.586
12	2	2:01.739	36.940	30.777	54.022	268.7	1:04:50.325
13	2	2:01.760	36.806	31.010	53.944	266.0	1:06:52.085
14	2	2:01.459	36.486	30.965	54.008	268.7	1:08:53.544
15	2	2:01.060	36.711	30.757	53.592	269.3	1:10:54.604
16	2	2:00.913	36.415	30.767	53.731	268.7	1:12:55.517
17	2	2:00.833	36.442	30.656	53.735	270.7	1:14:56.350
18	2	14:48.061B	36.715	30.610	...	270.7	1:29:44.411
19	3	2:25.140	52.930	33.081	59.129	253.5	1:32:09.551
20	3	1:59.497	36.365	30.475	52.657	269.3	1:34:09.048
21	3	1:59.455	36.177	30.449	52.829	270.0	1:36:08.503
22	3	3:07.274B	36.109	30.410	2:00.755	272.0	1:39:15.777
23	2	2:17.669	53.122	30.599	53.948	271.4	1:41:33.446
24	2	2:00.677	36.571	30.613	53.493	271.4	1:43:34.123
25	2	2:00.703	36.721	30.609	53.373	270.0	1:45:34.826
26	2	4:36.289B	45.376	39.477	3:11.436	213.4	1:50:11.115
27	4	2:20.357	54.645	31.952	53.760	263.4	1:52:31.472
28	4	2:04.107	36.685	31.243	56.179	265.4	1:54:35.579
29	4	2:00.797	36.557	30.863	53.377	268.0	1:56:36.376
30	4	2:00.297	36.208	30.907	53.182	267.3	1:58:36.673
31	4	12:37.897B	43.984	37.867	...	201.1	2:11:14.570
32	1	2:24.937	57.522	32.014	55.401	264.1	2:13:39.507
33	1	2:03.651	38.099	31.316	54.236	264.7	2:15:43.158
34	1	15:37.566B	37.410	36.237	...	195.3	2:31:20.724
35	1	2:24.364	56.030	32.380	55.954	264.7	2:33:45.088
36	1	2:07.626	38.513	32.265	56.848	266.7	2:35:52.714
37	1	2:02.927	37.660	31.153	54.114	266.7	2:37:55.641
38	1	2:02.675	37.614	31.018	54.043	267.3	2:39:58.316
39	1	2:02.949	37.489	31.097	54.363	266.7	2:42:01.265

91		Porsche AG Team Manthey				Porsche 911 RSR	
		1.Jörg Bergmeister		3.Timo Bernhard			
		2.Patrick Pilet		LMGTE Pro			
1	1	9:51.287	8:23.750	31.999	55.538	252.3	9:51.287
2	1	2:01.825	36.591	31.534	53.700	261.5	11:53.112
3	1	2:00.490	36.247	31.145	53.098	261.5	13:53.602
4	1	2:00.223	36.017	31.067	53.139	266.0	15:53.825
5	1	2:02.641	37.790	31.428	53.423	263.4	17:56.466
6	1	1:59.786	36.002	30.952	52.832	266.0	19:56.252
7	1	10:01.747B	36.159	31.016	8:54.572	266.0	29:57.999
8	1	2:19.497	52.574	31.033	55.890	266.0	32:17.496
9	1	2:00.893	36.585	31.043	53.265	266.0	34:18.389
10	1	2:00.402	36.153	31.065	53.184	264.1	36:18.791
11	1	2:00.622	36.493	31.045	53.084	260.2	38:19.413
12	1	2:00.278	36.144	31.157	52.977	264.7	40:19.691
13	1	2:00.349	36.016	31.223	53.110	255.9	42:20.040
14	1	9:12.486B	36.269	31.286	8:04.931	262.1	51:32.526
15	2	2:15.296	51.520	31.049	52.727	258.4	53:47.822
16	2	2:00.226	36.159	31.298	52.769	255.3	55:48.048
17	2	1:59.599	36.018	31.171	52.410	258.4	57:47.647
18	2	1:59.900	35.914	31.414	52.572	256.5	59:47.547
19	2	22:53.870B	36.160	31.416	...	263.4	1:22:41.417
20	2	2:17.921	52.460	31.302	54.159	259.0	1:24:59.338
21	2	2:00.322	36.246	31.243	52.833	260.2	1:26:59.660
22	2	2:00.009	36.213	31.131	52.665	260.2	1:28:59.669
23	2	2:00.107	36.177	31.059	52.871	259.6	1:30:59.776
24	2	1:59.929	36.127	31.088	52.714	259.0	1:32:59.705
25	2	1:59.939	35.947	31.220	52.772	258.4	1:34:59.644
26	2	15:02.927B	36.073	31.291	...	257.1	1:50:02.571
27	3	2:18.224	53.330	31.346	53.548	262.8	1:52:20.795
28	3	2:00.173	36.273	31.014	52.886	266.7	1:54:20.968
29	3	1:59.917	36.134	30.788	52.995	270.7	1:56:20.885
30	3	2:00.017	35.831	30.846	53.340	269.3	1:58:20.902



FIA WEC
Le Castellet Official Test
Saturday Afternoon Session

Sector Analysis

■ Personal Best ■ Session Best B Crossing the finish line in pit lane

Lap	D	Time	Sector 1	Sector 2	Sector 3	T. Spd	Elapsed	Lap	D	Time	Sector 1	Sector 2	Sector 3	T. Spd	Elapsed
31	3	35:13.746 B	38.014	32.201	...	214.3	2:33:34.648								
32	3	2:18.722	53.251	31.311	54.160	268.7	2:35:53.370								
33	3	2:02.561	37.355	31.037	54.169	268.0	2:37:55.931								
34	3	1:59.770	36.034	30.889	52.847	266.7	2:39:55.701								
35	3	2:00.148	36.352	30.983	52.813	267.3	2:41:55.849								
36	3	2:00.516	35.762	30.877	53.877	266.7	2:43:56.365								
37	3	2:00.926	36.993	30.999	52.934	266.0	2:45:57.291								
38	3	1:59.943	35.668	31.066	53.209	263.4	2:47:57.234								
39	3	19:17.070 B	36.801	30.955	...	265.4	3:07:14.304								
40	3	2:18.998	53.436	31.456	54.106	260.2	3:09:33.302								
41	3	2:00.254	36.209	31.017	53.028	264.7	3:11:33.556								
42	3	1:59.959	36.044	31.025	52.890	262.8	3:13:33.515								
43	3	2:00.163	36.424	30.919	52.820	269.3	3:15:33.678								
44	3	1:59.674	36.076	30.711	52.887	268.7	3:17:33.352								
45	3	1:59.673	35.926	30.899	52.848	269.3	3:19:33.025								
46	3	1:59.927	35.934	30.890	53.103	267.3	3:21:32.952								
47	3	1:59.632	36.148	30.843	52.641	267.3	3:23:32.584								