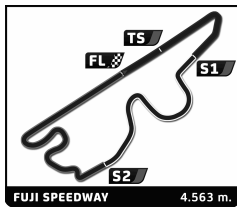


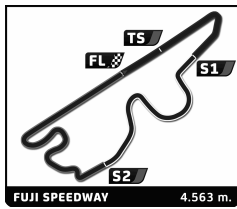
FIA WEC
6 Hours of Fuji
Free Practice 1
Sector Analysis

											Personal Best	Session Best	B Crossing the finish line in pit lane											
Lap	D	Time	Sector 1	Sector 2	Sector 3	T. Spd	Elapsed	Lap	D	Time	Sector 1	Sector 2	Sector 3	T. Spd	Elapsed									
1 Audi Sport Team Joest Audi R18 e-tron quattro																								
1. André LOTTERER 3. Marcel FÄSSLER LMP1																								
2. Benoît TRÉLUYER																								
1	1	1:51.041	38.525	28.815	43.701	150.4	1:51.041	7	2	17:28.243	...	28.613	45.258	136.9	32:27.624									
2	1	1:35.522 B	20.321	26.666	48.535	282.7	3:26.563	8	2	1:29.951	20.112	26.855	42.984	283.5	33:57.575									
3	1	6:02.069	4:51.557	27.232	43.280	152.3	9:28.632	9	2	1:29.160	19.910	26.576	42.674	286.5	35:26.735									
4	1	1:29.535	19.937	26.913	42.685	285.7	10:58.167	10	2	1:32.085	20.215	27.362	44.508	288.8	36:58.820									
5	1	1:29.286	19.987	26.359	42.940	288.8	12:27.453	11	2	1:29.219	19.747	26.569	42.903	288.0	38:28.039									
6	1	1:28.957	19.778	26.360	42.819	289.5	13:56.410	12	2	1:37.450 B	19.950	27.768	49.732	290.3	40:05.489									
7	1	1:44.466 B	19.822	26.250	58.394	287.2	15:40.876	13	1	2:55.451	1:40.590	30.361	44.500	164.6	43:00.940									
8	1	16:54.643	...	28.569	44.587	151.5	32:35.519	14	1	1:31.073	20.202	27.552	43.319	288.0	44:32.013									
9	1	1:29.163	20.018	26.540	42.605	285.7	34:04.682	15	1	1:30.101	20.035	26.929	43.137	286.5	46:02.114									
10	1	1:29.781	19.753	26.216	43.812	288.0	35:34.463	16	1	1:30.943	19.996	28.002	42.945	288.0	47:33.057									
11	1	1:29.126	19.771	26.375	42.980	288.8	37:03.589	17	1	1:29.935	19.967	26.904	43.064	276.9	49:02.992									
12	1	1:34.703 B	20.344	26.584	47.775	291.1	38:38.292	18	1	1:37.900 B	19.951	26.993	50.956	287.2	50:40.892									
13	2	3:34.823	1:50.702	56.061	48.060	58.2	42:13.115	19	1	7:43.373	6:31.962	27.541	43.870	163.6	58:24.265									
14	2	1:34.120	20.612	29.641	43.867	276.2	43:47.235	20	1	1:32.884	21.034	27.278	44.572	288.0	59:57.149									
15	2	1:29.884	20.057	26.559	43.268	288.0	45:17.119	21	1	1:38.155 B	19.985	27.615	50.555	289.5	1:01:35.304									
16	2	1:30.093	19.951	26.655	43.487	286.5	46:47.212	22	1	6:32.212	5:21.089	26.985	44.138	167.2	1:08:07.516									
17	2	1:29.472	19.915	26.303	43.254	289.5	48:16.684	23	1	1:33.035	20.222	29.247	43.566	291.1	1:09:40.551									
18	2	1:29.917	19.908	26.393	43.616	290.3	49:46.601	24	1	1:28.962	19.761	26.489	42.712	288.8	1:11:09.513									
19	2	1:39.406 B	19.885	28.148	51.373	288.0	51:26.007	25	1	1:32.886	19.775	28.186	44.925	294.3	1:12:42.399									
20	2	5:05.838	3:53.798	27.675	44.365	155.2	56:31.845	26	1	1:29.132	19.638	26.572	42.922	291.9	1:14:11.531									
21	2	1:29.472	20.180	26.291	43.001	284.2	58:01.317	27	1	1:37.017 B	19.851	26.488	50.678	293.5	1:15:48.548									
22	2	1:29.272	19.988	26.210	43.074	291.1	59:30.589	28	1	2:35.489	1:24.405	28.212	42.872	167.7	1:18:24.037									
23	2	1:28.438	19.888	25.917	42.633	287.2	1:00:59.027	29	1	1:29.325	19.639	26.503	43.183	291.1	1:19:53.362									
24	2	1:43.164 B	19.688	26.205	57.271	289.5	1:02:42.191	30	1	1:29.240	19.651	26.617	42.972	292.7	1:21:22.602									
25	3	2:40.428	1:23.696	29.576	47.156	154.1	1:05:22.619	31	1	1:29.859	19.573	27.407	42.879	291.1	1:22:52.461									
26	3	1:32.062	20.365	27.833	43.864	286.5	1:06:54.681	32	1	1:36.159 B	19.655	27.722	48.782	291.1	1:24:28.620									
27	3	1:30.424	20.035	26.896	43.493	287.2	1:08:25.105	33	3	2:40.466	1:29.024	28.236	43.206	147.9	1:27:09.086									
28	3	1:30.045	20.088	26.430	43.527	288.0	1:09:55.150	34	3	1:31.171	20.270	27.712	43.189	264.7	1:28:40.257									
29	3	1:33.401	20.058	29.189	44.154	291.1	1:11:28.551	35	3	1:30.012	19.637	26.817	43.558	291.1	1:30:10.269									
30	3	1:30.213	19.959	26.434	43.820	288.8	1:12:58.764																	
31	3	1:32.754	19.800	29.375	43.579	291.9	1:14:31.518																	
32	3	1:31.011	19.870	27.539	43.602	291.9	1:16:02.529																	
33	3	1:34.934 B	19.774	26.209	48.951	290.3	1:17:37.463																	
34	3	7:51.995	6:38.637	30.019	43.339	154.7	1:25:29.458																	
35	3	1:30.508	20.059	26.943	43.506	288.0	1:26:59.966																	
36	3	1:29.870	19.897	26.214	43.759	289.5	1:28:29.836																	
37	3	1:31.552	20.039	28.218	43.295	289.5	1:30:01.388																	
2 Audi Sport Team Joest Audi R18 e-tron quattro																								
1. Tom KRISTENSEN 3. Allan McNISH LMP1																								
2. Loïc DUVAL																								
1	2	2:00.575	42.879	31.350	46.346	124.9	2:00.575																	
2	2	1:38.353 B	20.671	28.086	49.596	267.3	3:38.928																	
3	2	6:39.417	5:26.892	27.852	44.673	147.9	10:18.345																	
4	2	1:29.711	20.031	26.284	43.396	283.5	11:48.056																	
5	2	1:28.676	19.962	26.130	42.584	285.0	13:16.732																	
7 Toyota Racing Toyota TS030 - Hybrid																								
1. Alexander WURZ 3. Kazuki NAKAJIMA LMP1																								
2. Nicolas LAPIERRE																								
1	2	2:12.929 B	47.898	30.509	54.522	113.6	2:12.929																	
2	2	6:37.693	5:25.386	28.224	44.083	151.3	8:50.622																	
3	2	1:30.242	20.094	27.256	42.892	286.5	10:20.864																	
4	2	1:31.641	20.007	26.602	45.032	289.5	11:52.505																	
5	2	1:31.060	20.581	27.655	42.824	291.9	13:23.565																	
6	2	1:35.816 B	19.664	27.111	49.041	289.5	14:59.381																	
8 Toyota Racing Toyota TS030 - Hybrid																								
1. Anthony DAVIDSON 3. Stéphane SARRAZIN LMP1																								
2. Sébastien BUEMI																								
1	2	1:58.667 B	30.225	31.522	56.920	126.6	1:58.667																	
2	2	6:44.509	5:31.994	28.304	44.211	149.6	8:43.176																	
3	2	1:30.545	19.940	27.683	42.922	286.5	10:13.721																	
4	2	1:29.399	19.719	26.703	42.977	287.2	11:43.120																	
5	2	1:29.134	19.707	26.455	42.972	288.0	13:12.254																	
6	2	1:36.861 B	19.775	26.259	50.827	287.2	14:49.115																	
7	2	17:39.912	...	28.142	46.108	139.7	32:29.027																	
8	2	1:29.578	20.077	26.523	42.978	285.0	33:58.605																	
9	2	1:28.877	19.898	26.447	42.532	287.2	35:27.482																	
10	2	1:32.322	19.702	28.216	44.404	288.0	36:59.804																	
11	2	1:29.370	19.638	26.292	43.440	288.8	38:29.174																	
12	2	1:29.483	19.768	26.627	43.088	288.0	39:58.657																	
13	2	1:29.304	19.726	26.568	43.010	288.0	41:27.961																	
14	2	1:36.093 B	19.764	27.035	49.294	287.2	43:04.054																	
15	1	2:54.463	1:40.083	29.946	44.434	141.5	45:58.517																	
16	1	1:32.427	21.297	27.450	43.680	282.0	47:30.944																	
17	1	1:30.100	19.882	26.779	43.439	286.5	49:01.044																	
18	1	1:29.650	20.040	26.594	43.016	285.7	50:30.694																	
19	1	1:30.570	19.877	26.312	44.381	288.0	52:01.264																	
20	1	1:30.202	19.824	26.553	43.825	287.2	53:31.466																	
21	1	1:34.685 B	19.974	26.285	48.426	287.2	55:06.151																	
22	1	5:36.248	4:27.263	26.495	42.490	166.2	1:00:42.399																	
23	1	1:28.576	20.122	26.181	42.273	281.2	1:02:10.975																	
24	1	1:29.977	19.894	26.377	43.706	288.8	1:03:40.952																	
25	1	1:28.582	20.190	26.106	42.286	288.8	1:05:09.534																	



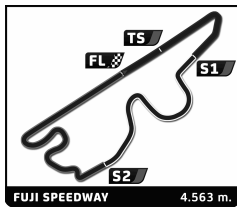
FIA WEC
6 Hours of Fuji
Free Practice 1
Sector Analysis

								■ Personal Best ■ Session Best ■ Crossing the finish line in pit lane							
Lap	D	Time	Sector 1	Sector 2	Sector 3	T. Spd	Elapsed	Lap	D	Time	Sector 1	Sector 2	Sector 3	T. Spd	Elapsed
26	1	1:28.325	19.732	25.999	42.594	288.0	1:06:37.859	2	2	4:19.912	3:00.668	32.346	46.898	135.3	7:02.812
27	1	1:29.817	19.723	26.240	43.854	288.0	1:08:07.676	3	2	1:38.970	21.975	30.503	46.492	264.1	8:41.782
28	1	1:31.872 B	19.858	27.233	44.781	288.0	1:09:39.548	4	2	1:39.009	21.626	30.885	46.498	270.0	10:20.791
29	1	2:32.803	1:22.681	27.407	42.715	157.2	1:12:12.351	5	2	1:37.151	21.455	29.873	45.823	270.0	11:57.942
30	1	1:30.669	19.557	27.184	43.928	288.0	1:13:43.020	6	2	1:37.923	21.301	29.870	46.752	272.7	13:35.865
31	1	1:28.777	19.663	26.202	42.912	288.0	1:15:11.797	7	2	1:43.856 B	21.336	29.261	53.259	270.7	15:19.721
32	1	1:29.057	19.872	26.820	42.365	288.8	1:16:40.854	8	2	17:43.410	...	30.592	46.718	136.2	33:03.131
33	1	1:28.956	19.653	25.843	43.460	288.0	1:18:09.810	9	2	1:37.332	21.392	29.847	46.093	266.7	34:40.463
34	1	1:35.253 B	19.643	25.909	49.701	288.0	1:19:45.063	10	2	1:35.964	21.224	28.452	46.288	271.4	36:16.427
35	3	3:18.055	2:02.986	30.205	44.864	153.6	1:23:03.118	11	2	1:36.068	21.229	29.152	45.687	274.1	37:52.495
36	3	1:30.809	19.992	27.193	43.624	287.2	1:24:33.927	12	2	1:37.529	21.046	29.941	46.542	275.5	39:30.024
37	3	1:29.438	19.932	26.642	42.864	288.8	1:26:03.365	13	2	1:35.669	21.344	28.701	45.624	272.7	41:05.693
38	3	1:39.580 B	19.859	27.924	51.797	288.0	1:27:42.945	14	2	1:35.951	21.184	28.747	46.020	274.1	42:41.644
39	3	2:17.587	1:06.433	27.941	43.213	166.7	1:30:00.532	15	2	1:44.489 B	21.430	29.531	53.528	270.0	44:26.133
								16 3 3:31.282 2:15.467 29.499 46.316 149.6 47:57.415 17 3 1:36.591 21.276 28.888 46.427 270.0 49:34.006 18 3 1:36.358 21.279 28.875 46.204 272.7 51:10.364 19 3 1:35.503 21.157 28.343 46.003 273.4 52:45.867 20 3 1:36.180 21.157 28.639 46.384 272.7 54:22.047 21 3 1:35.331 21.150 28.491 45.690 270.7 55:57.378 22 3 1:37.263 21.160 30.091 46.012 274.8 57:34.641 23 3 1:35.187 21.427 28.321 45.439 272.0 59:09.828 24 3 1:35.464 21.170 28.734 45.560 274.1 1:00:45.292 25 3 1:37.778 21.125 30.455 46.198 272.7 1:02:23.070 26 3 1:35.025 21.525 28.118 45.382 272.7 1:03:58.095 27 3 1:35.009 21.231 28.212 45.566 273.4 1:05:33.104 28 3 1:44.379 B 21.180 29.826 53.373 276.9 1:07:17.483 29 1 4:11.531 2:55.324 30.202 46.005 149.0 1:11:29.014 30 1 1:35.838 21.336 28.913 45.589 274.8 1:13:04.852 31 1 1:35.846 21.202 28.812 45.832 274.8 1:14:40.698 32 1 1:37.825 21.450 30.177 46.198 275.5 1:16:18.523 33 1 1:35.200 21.107 28.586 45.507 274.8 1:17:53.723 34 1 1:35.453 21.115 28.659 45.679 273.4 1:19:29.176 35 1 1:35.164 21.078 28.507 45.579 276.2 1:21:04.340 36 1 1:35.904 21.332 28.357 46.215 272.7 1:22:40.244 37 1 1:43.763 B 21.320 28.666 53.777 274.8 1:24:24.007 38 1 4:37.123 3:21.024 29.854 46.245 140.1 1:29:01.130 39 1 1:36.012 21.212 28.748 46.052 275.5 1:30:37.142							
12 Rebellion Racing 1. Andrea BELICCHI 2. Mathias BECHE Lola B12/60 Coupé - Toyota LMP1															
1	2	3:03.504 B	1:31.418	30.886	1:01.200	117.0	3:03.504	1	2	2:01.038	36.864	34.048	50.126	135.0	2:01.038
2	2	4:24.333	3:08.190	30.718	45.425	142.9	7:27.837	2	2	1:50.802 B	21.873	30.703	58.226	254.1	3:51.840
3	2	1:33.401	20.814	28.093	44.494	275.5	9:01.238	3	2	5:28.223	4:10.432	30.417	47.374	144.6	9:20.063
4	2	1:34.204	20.498	29.437	44.269	285.7	10:35.442	4	2	1:37.296	21.546	29.449	46.301	264.1	10:57.359
5	2	1:32.661	20.254	27.499	44.908	284.2	12:08.103	5	2	1:37.616	21.499	29.326	46.791	264.7	12:34.975
6	2	1:31.825	20.245	27.549	44.031	287.2	13:39.928	6	2	1:37.114	21.650	29.056	46.408	264.7	14:12.089
7	2	1:46.633 B	21.242	30.182	55.209	260.2	15:26.561	7	2	1:52.241 B	21.433	33.457	57.351	266.7	16:04.330
8	2	17:43.794	...	29.098	44.816	141.5	33:10.355	8	2	19:10.777	...	30.909	46.975	108.7	35:15.107
9	2	1:33.146	20.414	28.438	44.294	285.0	34:43.501	9	2	1:36.637	21.511	28.913	46.213	261.5	36:51.744
10	2	1:32.712	20.700	27.270	44.742	285.7	36:16.213	10	2	1:42.968 B	21.478	29.181	52.309	264.7	38:34.712
11	2	1:33.913	20.141	27.313	46.459	285.7	37:50.126	11	1	4:00.362	2:28.674	37.041	54.647	141.5	42:35.074
12	2	1:31.528	20.288	27.412	43.828	285.7	39:21.654	12	1	1:43.520	22.526	32.366	48.628	261.5	44:18.594
13	2	1:32.324	20.284	28.069	43.971	287.2	40:53.978	13	1	1:39.050	21.848	30.328	46.874	263.4	45:57.644
14	2	1:31.850	20.194	27.163	44.493	284.2	42:25.828	14	1	1:40.614	23.409	30.573	46.632	262.8	47:38.258
15	2	1:38.594 B	20.233	26.933	51.428	285.7	44:04.422	15	1	1:37.608	21.437	29.600	46.571	264.7	49:15.866
16	2	8:21.964	7:04.414	27.907	49.643	147.9	52:26.386	16	1	1:39.351	21.785	31.141	46.425	264.1	50:55.217
17	2	1:30.910	20.174	27.067	43.669	283.5	53:57.296								
18	2	1:34.753	20.609	27.775	46.369	286.5	55:32.049								
19	2	1:32.727	20.266	27.224	45.237	285.0	57:04.776								
20	2	1:39.269 B	20.184	26.914	52.171	284.2	58:44.045								
21	1	4:48.735	3:29.480	32.274	46.981	139.7	1:03:32.780								
22	1	1:33.620	20.525	28.250	44.845	283.5	1:05:06.400								
23	1	1:31.765	20.288	27.545	43.932	285.0	1:06:38.165								
24	1	1:34.884	20.295	27.485	47.104	285.0	1:08:13.049								
25	1	1:34.461	20.362	29.479	44.620	286.5	1:09:47.510								
26	1	1:31.790	20.204	27.459	44.127	284.2	1:11:19.300								
27	1	1:31.736	20.239	27.258	44.239	285.7	1:12:51.036								
28	1	1:33.979	20.193	27.190	46.596	288.0	1:14:25.015								
29	1	1:31.413	20.303	27.078	44.032	285.7	1:15:56.428								
30	1	1:30.861	20.087	26.899	43.875	285.7	1:17:27.289								
31	1	1:30.654	20.110	26.879	43.665	286.5	1:18:57.943								
32	1	1:48.568 B	20.707	29.525	58.336	287.2	1:20:46.511								
33	1	4:48.540	3:30.401	30.170	47.969	149.2	1:25:35.051								
34	1	1:31.483	20.290	27.226	43.967	284.2	1:27:06.534								
35	1	1:33.843	20.061	29.768	44.014	285.7	1:28:40.377								
36	1	1:31.997	20.280	27.513	44.204	285.0	1:30:12.374								
24 OAK Racing 1. Olivier PLA 2. David HEINEMEIER HANSSON Morgan - Nissan LMP2															
1	2	2:42.900 B	57.725	43.674	1:01.501	129.5	2:42.900								



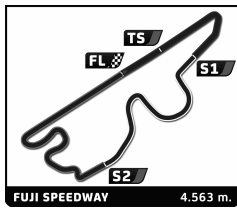
FIA WEC
6 Hours of Fuji
Free Practice 1
Sector Analysis

Personal Best							Session Best							B Crossing the finish line in pit lane									
Lap	D	Time	Sector 1	Sector 2	Sector 3	T. Spd	Elapsed	Lap	D	Time	Sector 1	Sector 2	Sector 3	T. Spd	Elapsed	Lap	D	Time	Sector 1	Sector 2	Sector 3	T. Spd	Elapsed
<div style="display: flex; justify-content: space-between;"> <div style="border: 1px solid black; padding: 2px;"> 26 </div> <div style="text-align: center;"> G-Drive Racing 1. Roman RUSINOV 2. John MARTIN </div> <div style="text-align: center;"> 3. Mike CONWAY </div> <div style="text-align: right;"> Oreca 03 - Nissan LMP2 </div> </div>																							
1	3	1:58.314	34.966	33.927	49.421	126.6	1:58.314	2	3	1:39.368	21.848	30.558	46.962	251.7	3:37.682	3	3	1:36.382	21.126	29.213	46.043	265.4	5:14.064
4	3	1:35.528	21.055	28.934	45.539	266.0	6:49.592	5	3	1:37.935	21.187	29.030	47.718	267.3	8:27.527	6	3	1:36.013	21.160	28.888	45.965	268.0	10:03.540
7	3	1:36.249	21.698	28.792	45.759	267.3	11:39.789	8	3	1:36.028	21.121	28.963	45.944	268.0	13:15.817	9	3	1:45.413 B	21.246	32.095	52.072	270.0	15:01.230
10	1	17:49.832	...	30.691	46.760	123.3	32:51.062	11	1	1:37.866	21.475	29.869	46.522	266.0	34:28.928	12	1	1:37.018	21.628	29.082	46.308	270.7	36:05.946
13	1	1:36.561	21.466	29.065	46.030	264.7	37:42.507	14	1	1:37.334	21.484	29.229	46.621	266.7	39:19.841	15	1	1:36.773	21.496	28.778	46.499	266.0	40:56.614
16	1	1:36.369	21.325	28.763	46.281	266.7	42:32.983	17	1	1:36.477	21.515	29.141	45.821	265.4	44:09.460	18	1	1:43.034 B	21.674	28.869	52.491	266.0	45:52.494
19	1	4:51.412	3:35.833	29.581	45.998	150.0	50:43.906	20	1	1:36.462	21.516	28.845	46.101	265.4	52:20.368	21	1	1:36.247	21.374	29.007	45.866	266.7	53:56.615
22	1	1:39.434	21.933	29.762	47.739	267.3	55:36.049	23	1	1:38.621	21.582	29.356	47.683	265.4	57:14.670	24	1	1:42.743 B	21.677	28.755	52.311	265.4	58:57.413
25	1	4:52.048	3:36.474	29.492	46.082	144.6	1:03:49.461	26	1	1:38.780	21.715	29.573	47.492	270.0	1:05:28.241	27	1	1:37.496	21.396	30.098	46.002	269.3	1:07:05.737
28	1	1:36.167	21.400	28.794	45.973	270.0	1:08:41.904	29	1	1:37.032	21.433	29.191	46.408	269.3	1:10:18.936	30	1	1:37.025	21.504	29.077	46.444	270.7	1:11:55.961
31	1	1:37.047	21.619	29.025	46.403	269.3	1:13:33.008	32	1	1:47.431 B	24.179	30.294	52.958	270.0	1:15:20.439	33	3	3:16.943	2:02.929	28.529	45.485	151.0	1:18:37.382
<div style="display: flex; justify-content: space-between;"> <div style="border: 1px solid black; padding: 2px;"> 27 </div> <div style="text-align: center;"> Gainer International 1. Katsuyuki HIRANAKA 2. Masayuki UEDA </div> <div style="text-align: center;"> 3. Björn WIRDHEIM </div> <div style="text-align: right;"> Zytek Z11SN - Nissan LMP2 </div> </div>																							
1	3	2:57.267 B	1:16.026	35.607	1:05.634	120.4	2:57.267	2	3	3:37.633	2:19.615	30.779	47.239	148.6	6:34.900	3	3	1:37.232	22.184	29.224	45.824	243.8	8:12.132
4	3	1:35.628	21.577	28.729	45.322	265.4	9:47.760	5	3	1:37.441	21.409	29.609	46.423	270.0	11:25.201	6	3	1:35.108	21.395	28.680	45.033	266.0	13:00.309
7	3	1:47.132 B	21.680	30.784	54.668	266.0	14:47.441	8	1	18:06.246	...	33.580	48.531	129.8	32:53.687	9	1	1:38.382	21.956	30.144	46.282	260.9	34:32.069
10	1	1:40.080	21.474	29.689	48.917	262.1	36:12.149	11	1	1:38.349	21.424	29.276	47.649	264.7	37:50.498	12	1	1:36.480	21.334	29.588	45.558	266.0	39:26.978
13	1	1:37.828	21.270	29.098	47.460	266.0	41:04.806	14	1	1:35.618	21.249	28.791	45.578	268.0	42:40.424	15	1	1:47.623 B	22.120	29.916	55.587	232.8	44:28.047
16	2	3:50.557	2:29.203	31.814	49.540	105.1	48:18.604	17	2	1:41.477	21.840	31.029	48.608	265.4	50:00.081	18	2	1:39.125	21.728	30.140	47.257	265.4	51:39.206
19	2	1:38.567	21.870	29.952	46.745	255.9	53:17.773	20	2	1:37.816	21.421	29.743	46.652	266.7	54:55.589	21	2	1:38.243	21.200	30.423	46.620	270.0	56:33.832
22	2	1:40.272	21.474	30.982	47.816	266.7	58:14.104	23	2	1:37.488	21.494	29.685	46.309	265.4	59:51.592	24	2	1:37.500	21.329	29.314	46.857	268.0	1:01:29.092
25	2	1:46.819 B	21.370	30.098	55.351	268.0	1:03:15.911	26	1	6:00.290	4:44.215	30.495	45.580	140.6	1:09:16.201	27	1	1:36.291	21.386	29.372	45.533	264.7	1:10:52.492
28	1	1:35.368	21.323	28.833	45.212	266.7	1:12:27.860	29	1	1:35.066	21.175	28.699	45.192	268.7	1:14:02.926	30	1	1:44.645 B	21.396	29.621	53.628	271.4	1:15:47.571
31	3	3:28.451	2:12.292	30.281	45.878	146.1	1:19:16.022	32	3	1:35.058	21.182	28.440	45.436	268.7	1:20:51.080	33	3	1:34.810	21.121	28.407	45.282	269.3	1:22:25.890
34	3	1:34.917	21.288	28.390	45.239	269.3	1:24:00.807	35	3	1:36.421	21.129	29.680	45.612	272.7	1:25:37.228	36	3	1:37.345	21.654	29.250	46.441	264.1	1:27:14.573
37	3	1:35.772	20.967	28.466	46.339	270.0	1:28:50.345	38	3	1:35.410	21.113	28.596	45.701	270.7	1:30:25.755								
<div style="display: flex; justify-content: space-between;"> <div style="border: 1px solid black; padding: 2px;"> 31 </div> <div style="text-align: center;"> Lotus 1. Kevin WEEDA 2. James ROSSITER </div> <div style="text-align: center;"> 3. Vitantonio LIUZZI </div> <div style="text-align: right;"> Lotus T128 LMP2 </div> </div>																							
1	1	3:01.406 B	1:22.928	33.637	1:04.841	116.6	3:01.406	2	1	6:24.172	5:04.160	31.565	48.447	148.1	9:25.578	3	1	1:39.812	21.684	30.780	47.348	274.1	11:05.390
4	1	1:40.189	21.984	30.853	47.352	274.8	12:45.579	5	1	1:40.446	21.600	31.144	47.702	276.2	14:26.025	6	1	1:56.733 B	22.049	34.036	1:00.648	276.2	16:22.758



FIA WEC
6 Hours of Fuji
Free Practice 1
Sector Analysis

								■ Personal Best ■ Session Best ■ B Crossing the finish line in pit lane							
Lap	D	Time	Sector 1	Sector 2	Sector 3	T. Spd	Elapsed	Lap	D	Time	Sector 1	Sector 2	Sector 3	T. Spd	Elapsed
7	1	16:38.254	...	33.139	49.408	128.7	33:01.012	28	3	1:38.450	21.309	30.121	47.020	279.8	1:21:19.182
8	1	1:42.191	21.699	31.352	49.140	272.7	34:43.203	29	3	1:38.625	21.189	30.260	47.176	279.8	1:22:57.807
9	1	1:41.096	22.347	30.354	48.395	250.0	36:24.299	30	3	1:39.121	21.552	29.849	47.720	279.8	1:24:36.928
10	1	1:40.503	21.487	31.502	47.514	276.2	38:04.802	31	3	1:38.812	21.224	29.992	47.596	281.2	1:26:15.740
11	1	1:39.260	21.350	30.397	47.513	275.5	39:44.062	32	3	1:38.399	21.425	29.715	47.259	279.8	1:27:54.139
12	1	1:39.807	21.141	30.623	48.043	275.5	41:23.869	33	3	1:40.523	22.337	30.974	47.212	280.5	1:29:34.662
13	1	1:41.166	21.819	30.769	48.578	274.1	43:05.035	34	3	1:38.017	21.196	29.665	47.156	279.1	1:31:12.679
14	1	1:40.327	21.662	31.240	47.425	276.2	44:45.362								
15	1	1:39.120	21.565	30.231	47.324	272.7	46:24.482								
16	1	1:46.582 B	21.441	30.054	55.087	275.5	48:11.064								
17	2	7:45.681	6:27.582	30.960	47.139	147.7	55:56.745								
18	2	1:39.274	21.335	30.562	47.377	272.7	57:36.019								
19	2	1:36.411	21.268	29.161	45.982	274.1	59:12.430								
20	2	1:36.707	21.369	29.247	46.091	274.8	1:00:49.137								
21	2	1:36.643	21.383	28.874	46.386	276.9	1:02:25.780								
22	2	1:46.088 B	21.545	29.701	54.842	276.9	1:04:11.868								
23	2	8:22.020	7:04.943	30.425	46.652	148.4	1:12:33.888								
24	2	1:35.639	21.039	28.698	45.902	276.2	1:14:09.527								
25	2	1:44.187 B	21.921	30.592	51.674	277.6	1:15:53.714								
26	1	4:03.488	2:43.181	31.238	49.069	146.7	1:19:57.202								
27	1	1:40.850	21.796	30.807	48.247	275.5	1:21:38.052								
28	1	1:39.816	21.743	30.545	47.528	276.2	1:23:17.868								
29	1	1:40.202	21.391	29.966	48.845	278.4	1:24:58.070								
30	1	1:41.605	21.835	32.035	47.735	276.9	1:26:39.675								
31	1	1:38.768	21.619	29.828	47.321	276.2	1:28:18.443								
32	1	1:39.060	21.621	30.043	47.396	275.5	1:29:57.503								
33	1	1:39.268	21.530	30.069	47.669	275.5	1:31:36.771								
32 Lotus Lotus T128 LMP2 1. Thomas HOLZER 3. Jan CHAROUZ 2. Dominik KRAIHAMER															
1	2	2:58.834 B	1:21.446	33.726	1:03.662	113.0	2:58.834								
2	2	5:49.463	4:29.223	32.056	48.184	124.7	8:48.297								
3	2	1:38.944	22.496	30.125	46.323	217.7	10:27.241								
4	2	1:36.382	21.193	28.803	46.386	275.5	12:03.623								
5	2	1:35.744	21.346	28.602	45.796	276.9	13:39.367								
6	2	1:48.146 B	21.376	30.493	56.277	278.4	15:27.513								
7	2	17:14.800	...	32.216	47.893	118.7	32:42.313								
8	2	1:38.593	21.647	30.959	45.987	272.0	34:20.906								
9	2	1:36.335	21.308	29.123	45.904	274.1	35:57.241								
10	2	1:35.744	21.132	28.898	45.714	274.8	37:32.985								
11	2	1:35.798	21.095	28.821	45.882	275.5	39:08.783								
12	2	1:35.952	21.155	28.789	46.008	275.5	40:44.735								
13	2	1:42.633 B	21.023	29.200	52.410	276.2	42:27.368								
14	2	9:50.361	8:34.667	29.726	45.968	121.9	52:17.729								
15	2	1:36.006	21.137	28.975	45.894	276.2	53:53.735								
16	2	1:38.504	21.303	30.058	47.143	278.4	55:32.239								
17	2	1:36.385	21.256	29.057	46.072	279.1	57:08.624								
18	2	1:37.096	21.796	29.324	45.976	279.8	58:45.720								
19	2	1:35.827	21.047	28.823	45.957	279.8	1:00:21.547								
20	2	1:42.330 B	21.126	29.435	51.769	279.8	1:02:03.877								
21	3	7:02.988	5:41.510	33.778	47.700	147.5	1:09:06.865								
22	3	1:39.406	21.824	30.122	47.460	246.0	1:10:46.271								
23	3	2:09.535	21.711	59.032	48.792	271.4	1:12:55.806								
24	3	1:39.792	21.306	30.562	47.924	282.0	1:14:35.598								
25	3	1:44.491	25.923	30.602	47.966	279.8	1:16:20.089								
26	3	1:39.411	21.715	30.431	47.265	273.4	1:17:59.500								
27	3	1:41.232	21.726	32.267	47.239	265.4	1:19:40.732								
35 OAK Racing Morgan - Nissan LMP2 1. Bertrand BAGUETTE 3. Martin PLOWMAN 2. Ricardo GONZALEZ															
1	2	2:44.379 B	1:06.927	35.468	1:01.984	123.6	2:44.379								
2	2	4:30.306	3:13.482	29.100	47.724	142.7	7:14.685								
3	2	1:38.716	21.990	30.656	46.070	266.7	8:53.401								
4	2	1:39.063	23.818	29.119	46.126	268.7	10:32.464								
5	2	1:36.029	21.383	29.025	45.621	268.7	12:08.493								
6	2	1:36.307	21.304	28.829	46.174	273.4	13:44.800								
7	2	1:47.302 B	21.180	29.794	56.328	272.0	15:32.102								
8	2	17:36.109	...	35.440	46.314	140.6	33:08.211								
9	2	1:37.504	21.920	28.929	46.655	268.0	34:45.715								
10	2	1:37.199	21.432	29.092	46.675	271.4	36:22.914								
11	2	1:36.398	21.312	29.068	46.018	270.0	37:59.312								
12	2	1:37.981	21.549	30.100	46.332	272.7	39:37.293								
13	2	1:43.537 B	21.460	29.459	52.618	272.0	41:20.830								
14	3	3:27.526	2:03.872	33.556	50.098	109.6	44:48.356								
15	3	1:37.956	21.797	29.280	46.879	268.7	46:26.312								
16	3	1:37.858	21.548	29.941	46.369	271.4	48:04.170								
17	3	1:36.475	21.269	28.930	46.276	270.0	49:40.645								
18	3	1:44.980	21.204	35.813	47.963	272.0	51:25.625								
19	3	1:37.505	21.302	29.074	47.129	272.7	53:03.130								
20	3	1:36.065	21.505	28.629	45.931	271.4	54:39.195								
21	3	1:37.169	21.325	29.294	46.550	272.7	56:16.364								
22	3	1:36.110	21.296	28.522	46.292	271.4	57:52.474								
23	3	1:46.215 B	21.301	30.062	54.852	274.1	59:38.689								
24	3	4:03.565	2:46.585	29.953	47.027	151.0	1:03:42.254								
25	3	1:38.836	21.458	29.968	47.410	253.5	1:05:21.090								
26	3	1:41.390	22.362	31.102	47.926	273.4	1:07:02.480								
27	3	1:36.203	21.244	28.882	46.077	276.2	1:08:38.683								
28	3	1:38.536	22.198	30.024	46.314	276.2	1:10:17.219								
29	3	1:44.643 B	21.253	29.201	54.189	274.8	1:12:01.862								
30	1	4:03.217	2:43.252	31.343	48.622	149.8	1:16:05.079								
31	1	1:38.980	21.947	29.735	47.298	271.4	1:17:44.059								
32	1	1:39.883	23.024	29.523	47.336	270.0	1:19:23.942								
33	1	1:51.277 B	23.208	30.282	57.787	271.4	1:21:15.219								
45 OAK Racing Morgan - Nissan LMP2 1. Jacques NICOLET 2. Keiko IHARA															
1	1	2:54.104 B	1:11.693	35.668	1:06.743	136.5	2:54.104								
2	1	5:35.006	4:12.442	32.592	49.972	144.2	8:29.110								
3	1	1:40.186	22.125	30.787	47.274	253.5	10:09.296								



FIA WEC
6 Hours of Fuji
Free Practice 1
Sector Analysis

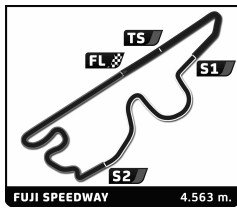
■ Personal Best ■ Session Best B Crossing the finish line in pit lane

Lap	D	Time	Sector 1	Sector 2	Sector 3	T. Spd	Elapsed	Lap	D	Time	Sector 1	Sector 2	Sector 3	T. Spd	Elapsed
7	3	1:44.101	22.506	32.542	49.053	258.4	38:22.277	30	2	1:41.788	22.162	31.502	48.124	268.0	1:12:43.713
8	3	1:43.287	22.431	31.923	48.933	260.9	40:05.564	31	2	1:50.477 B	22.052	31.318	57.107	267.3	1:14:34.190
9	3	1:43.456	22.330	32.193	48.933	261.5	41:49.020	32	2	3:24.579	2:04.344	31.991	48.244	143.2	1:17:58.769
10	3	1:43.748	22.421	31.993	49.334	262.1	43:32.768	33	2	1:44.919	22.227	32.256	50.436	266.7	1:19:43.688
11	3	1:49.451 B	22.578	31.827	55.046	260.9	45:22.219	34	2	1:41.774	22.188	31.507	48.079	265.4	1:21:25.462
12	1	4:12.242	2:48.636	33.513	50.093	123.3	49:34.461	35	2	1:47.727 B	22.215	31.564	53.948	266.7	1:23:13.189
13	1	1:44.648	22.614	32.416	49.618	237.9	51:19.109	36	2	3:37.123	2:16.999	31.805	48.319	143.0	1:26:50.312
14	1	1:45.028	22.566	32.566	49.896	239.5	53:04.137	37	2	1:41.843	22.178	31.502	48.163	266.0	1:28:32.155
15	1	1:53.721 B	22.815	31.897	59.009	248.8	54:57.858	38	2	1:42.977	22.154	31.440	49.383	266.0	1:30:15.132
16	1	3:42.583	2:20.743	32.451	49.389	135.3	58:40.441								
17	1	1:52.052 B	23.056	32.211	56.785	244.9	1:00:32.493								
18	2	5:23.801	3:59.479	33.726	50.596	120.0	1:05:56.294								
19	2	1:44.469	22.592	32.186	49.691	250.0	1:07:40.763								
20	2	1:43.733	22.469	32.125	49.139	257.8	1:09:24.496								
21	2	1:43.842	22.718	32.189	48.935	256.5	1:11:08.338								
22	2	1:43.414	22.540	31.947	48.927	257.1	1:12:51.752								
23	2	2:02.788 B	22.529	34.241	1:06.018	251.7	1:14:54.540								
24	3	3:46.789	2:24.532	32.945	49.312	143.2	1:18:41.329								
25	3	1:43.813	22.641	32.342	48.830	263.4	1:20:25.142								
26	3	1:44.494	22.430	32.932	49.132	265.4	1:22:09.636								
27	3	1:43.473	22.462	32.184	48.827	263.4	1:23:53.109								
28	3	1:47.327	22.426	32.145	52.756	265.4	1:25:40.436								
29	3	1:44.739	22.483	32.330	49.926	263.4	1:27:25.175								
30	3	1:43.516	22.471	31.939	49.106	264.1	1:29:08.691								
31	3	1:42.937	22.405	31.812	48.720	262.8	1:30:51.628								

51 AF Corse		Ferrari F458 Italia					
1. Gianmaria BRUNI		LMGTE Pro					
2. Giancarlo FISICHELLA							
1	1	2:22.471 B	35.022	41.828	1:05.621	126.9	2:22.471
2	1	4:51.087	3:26.096	34.326	50.665	134.5	7:13.558
3	1	1:44.423	22.833	32.617	48.973	243.8	8:57.981
4	1	1:43.711	22.700	32.539	48.472	261.5	10:41.692
5	1	1:43.277	22.328	32.067	48.882	260.9	12:24.969
6	1	1:45.347	22.337	32.020	50.990	261.5	14:10.316
7	1	1:51.099 B	22.266	32.266	56.567	262.1	16:01.415
8	1	17:13.094	...	32.297	48.871	138.3	33:14.509
9	1	1:41.215	22.212	31.348	47.655	262.1	34:55.724
10	1	1:41.924	22.176	31.293	48.455	264.1	36:37.648
11	1	1:41.701	22.482	31.244	47.975	262.1	38:19.349
12	1	1:40.966	22.116	31.099	47.751	264.7	40:00.315
13	1	1:41.385	22.082	31.240	48.063	264.1	41:41.700
14	1	1:41.141	22.058	31.197	47.886	264.1	43:22.841
15	1	1:41.023	22.027	31.126	47.870	264.1	45:03.864
16	1	1:42.305	22.730	31.525	48.050	263.4	46:46.169
17	1	1:40.973	22.079	31.232	47.662	263.4	48:27.142
18	1	1:40.947	22.131	31.196	47.620	264.7	50:08.089
19	1	1:49.154 B	22.089	31.201	55.864	264.1	51:57.243
20	2	3:41.008	2:19.047	32.517	49.444	142.1	55:38.251
21	2	1:44.816	22.146	31.747	50.923	265.4	57:23.067
22	2	1:43.138	22.243	31.875	49.020	262.8	59:06.205
23	2	1:42.846	22.136	32.344	48.366	264.1	1:00:49.051
24	2	1:42.165	22.226	31.533	48.406	255.3	1:02:31.216
25	2	1:41.525	22.136	31.283	48.106	265.4	1:04:12.741
26	2	1:42.233	22.347	31.446	48.440	266.0	1:05:54.974
27	2	1:41.567	22.168	31.405	47.994	266.0	1:07:36.541
28	2	1:43.214	22.474	31.682	49.058	265.4	1:09:19.755
29	2	1:42.170	22.177	31.790	48.203	264.1	1:11:01.925

57 Krohn Racing		Ferrari F458 Italia					
1. Tracy KROHN		LMGTE Am					
2. Niclas JÖNSSON		3. Maurizio MEDIANI					
1	2	2:24.799 B	40.596	38.527	1:05.676	114.9	2:24.799
2	2	5:15.696	3:28.285	33.557	1:13.854	127.7	7:40.495
3	2	1:45.043	22.487	32.749	49.807	255.3	9:25.538
4	2	1:44.548	22.733	32.546	49.269	259.6	11:10.086
5	2	1:42.903	22.342	32.030	48.531	258.4	12:52.989
6	2	1:43.040	22.370	32.139	48.531	258.4	14:36.029
7	2	1:57.352 B	22.315	32.464	1:02.573	259.0	16:33.381
8	2	16:08.250	...	33.243	48.933	126.5	32:41.631
9	2	1:43.795	22.735	32.144	48.916	239.5	34:25.426
10	2	1:42.910	22.150	31.795	48.965	262.8	36:08.336
11	2	1:42.622	22.313	31.796	48.513	263.4	37:50.958
12	2	1:43.224	22.119	32.426	48.679	264.7	39:34.182
13	2	1:55.614 B	22.229	31.674	1:01.711	262.1	41:29.796
14	1	4:53.897	3:26.868	35.344	51.685	123.9	46:23.693
15	1	1:49.400	23.481	34.295	51.624	225.9	48:13.093
16	1	1:47.405	23.387	33.839	50.179	221.8	50:00.498
17	1	1:47.408	23.249	33.717	50.442	232.3	51:47.906
18	1	1:47.114	23.056	33.547	50.511	238.9	53:35.020
19	1	1:54.652 B	22.947	33.698	58.007	248.3	55:29.672
20	1	4:32.045	3:06.476	35.243	50.326	137.1	1:00:01.717
21	1	1:48.220	23.367	33.688	51.165	231.8	1:01:49.937
22	1	1:46.724	22.997	33.516	50.211	244.9	1:03:36.661
23	1	1:47.320	22.717	33.704	50.899	254.7	1:05:23.981
24	1	1:46.641	22.994	33.474	50.173	251.2	1:07:10.622
25	1	1:46.493	22.915	33.740	49.838	252.9	1:08:57.115
26	1	1:53.388 B	22.756	33.454	57.178	253.5	1:10:50.503
27	3	3:37.278	2:07.398	36.959	52.921	130.4	1:14:27.781
28	3	1:46.027	22.936	33.277	49.814	229.3	1:16:13.808
29	3	1:44.155	22.501	32.475	49.179	250.0	1:17:57.963
30	3	1:47.139	22.531	33.536	51.072	260.2	1:19:45.102
31	3	1:44.248	22.588	32.447	49.213	252.9	1:21:29.350
32	3	1:43.805	22.382	32.275	49.148	257.1	1:23:13.155
33	3	1:43.968	22.602	32.215	49.151	259.6	1:24:57.123
34	3	1:46.238	22.475	32.275	51.488	262.1	1:26:43.361
35	3	1:43.747	22.467	32.045	49.235	255.3	1:28:27.108
36	3	1:43.616	22.317	32.225	49.074	259.6	1:30:10.724

61 AF Corse		Ferrari F458 Italia					
1. Jack GERBER		LMGTE Am					
2. Matt GRIFFIN		3. Marco CIOCI					
1	3	2:41.681 B	53.510	42.185	1:05.986	124.1	2:41.681
2	3	3:55.826	2:29.413	34.544	51.869	137.2	6:37.507
3	3	1:45.219	23.198	32.935	49.086	240.0	8:22.726
4	3	1:43.480	22.590	32.203	48.687	255.9	10:06.206
5	3	1:42.686	22.399	31.699	48.588	260.2	11:48.892
6	3	1:52.538 B	22.179	32.749	57.610	261.5	13:41.430



FIA WEC
6 Hours of Fuji
Free Practice 1
Sector Analysis

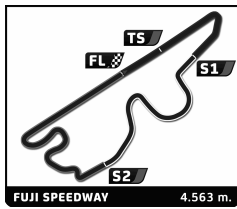
Personal Best Session Best B Crossing the finish line in pit lane

Lap	D	Time	Sector 1	Sector 2	Sector 3	T. Spd	Elapsed	Lap	D	Time	Sector 1	Sector 2	Sector 3	T. Spd	Elapsed
7	3	19:06.204	...	33.178	49.032	137.9	32:47.634	27	2	1:41.473	22.176	31.288	48.009	263.4	1:15:26.076
8	3	1:46.725	22.392	33.115	51.218	258.4	34:34.359	28	2	1:41.307	22.127	31.172	48.008	262.8	1:17:07.383
9	3	1:52.068B	22.526	32.111	57.431	260.9	36:26.427	29	2	1:41.801	22.157	31.423	48.221	263.4	1:18:49.184
10	3	3:51.044	2:29.928	32.160	48.956	142.1	40:17.471	30	2	1:54.581B	22.200	31.474	1:00.907	263.4	1:20:43.765
11	3	1:43.485	22.305	32.541	48.639	262.1	42:00.956	31	2	3:28.110	2:08.043	31.863	48.204	136.9	1:24:11.875
12	3	1:42.587	22.283	31.918	48.386	260.2	43:43.543	32	2	1:41.553	22.259	31.200	48.094	262.8	1:25:53.428
13	3	1:45.027	24.196	32.015	48.816	260.9	45:28.570	33	2	1:41.932	22.194	31.516	48.222	262.8	1:27:35.360
14	3	1:49.815B	22.392	31.744	55.679	258.4	47:18.385	34	2	1:41.588	22.173	31.318	48.097	262.1	1:29:16.948
15	1	4:20.465	2:40.195	46.875	53.395	134.7	51:38.850	35	2	1:42.341	21.940	31.498	48.903	268.7	1:30:59.289
16	1	2:04.973	23.850	36.517	1:04.606	236.8	53:43.823								
17	1	2:04.541B	23.959	37.306	1:03.276	217.7	55:48.364								
18	1	3:53.804	2:22.805	37.099	53.900	136.7	59:42.168								
19	1	1:50.739	22.860	35.599	52.280	260.9	1:01:32.907								
20	1	2:05.705	23.664	35.414	1:06.627	248.8	1:03:38.612								
21	1	1:52.046	23.950	35.667	52.429	231.8	1:05:30.658								
22	1	1:49.900	23.022	35.181	51.697	262.1	1:07:20.558								
23	1	1:51.391	23.309	35.931	52.151	243.8	1:09:11.949								
24	1	1:49.352	23.047	34.853	51.452	259.6	1:11:01.301								
25	1	1:49.139	23.217	34.758	51.164	258.4	1:12:50.440								
26	1	1:48.878	22.956	34.085	51.837	257.8	1:14:39.318								
27	1	2:00.486B	23.175	34.454	1:02.857	251.2	1:16:39.804								
28	2	3:06.001	1:39.753	36.196	50.052	139.5	1:19:45.805								
29	2	1:44.478	22.766	32.749	48.963	225.0	1:21:30.283								
30	2	1:43.797	22.623	32.335	48.839	249.4	1:23:14.080								
31	2	1:44.160	22.389	32.274	49.497	261.5	1:24:58.240								
32	2	1:43.748	22.613	32.214	48.921	252.3	1:26:41.988								
33	2	1:43.210	22.332	32.440	48.438	262.1	1:28:25.198								
34	2	1:42.684	22.146	32.000	48.538	262.8	1:30:07.882								

71 AF Corse		Ferrari F458 Italia					LMGTE Pro
1.Kamui KOBAYASHI							
2.Toni VILANDER							
1	1	2:36.864B	50.720	40.844	1:05.300	112.6	2:36.864
2	1	5:52.496	4:28.318	33.502	50.676	135.7	8:29.360
3	1	1:43.717	23.084	32.345	48.288	238.9	10:13.077
4	1	1:42.359	22.496	31.572	48.291	254.7	11:55.436
5	1	1:41.866	22.252	31.402	48.212	259.6	13:37.302
6	1	1:51.378B	22.316	31.662	57.400	260.9	15:28.680
7	1	18:17.340	...	32.535	48.817	134.7	33:46.020
8	1	1:41.673	22.409	31.202	48.062	259.6	35:27.693
9	1	1:41.127	22.139	31.158	47.830	262.1	37:08.820
10	1	1:44.578	22.214	32.056	50.308	260.9	38:53.398
11	1	1:41.511	22.211	31.446	47.854	261.5	40:34.909
12	1	1:46.986B	22.105	31.227	53.654	262.1	42:21.895
13	1	5:19.747	3:59.668	32.049	48.030	138.8	47:41.642
14	1	1:41.431	22.248	31.264	47.919	261.5	49:23.073
15	1	1:41.560	22.157	31.204	48.199	260.9	51:04.633
16	1	1:41.745	22.082	31.615	48.048	262.8	52:46.378
17	1	1:41.088	22.092	31.041	47.955	264.1	54:27.466
18	1	1:51.582B	22.734	31.245	57.603	262.8	56:19.048
19	2	3:32.842	2:09.760	32.746	50.336	133.0	59:51.890
20	2	1:44.919	22.674	31.948	50.297	229.3	1:01:36.809
21	2	1:57.908B	24.213	33.534	1:00.161	222.2	1:03:34.717
22	2	3:21.356	2:00.415	32.374	48.567	135.8	1:06:56.073
23	2	1:42.443	22.499	31.750	48.194	260.2	1:08:38.516
24	2	1:42.571	22.563	31.629	48.379	260.2	1:10:21.087
25	2	1:41.661	22.277	31.335	48.049	262.1	1:12:02.748
26	2	1:41.855	22.341	31.376	48.138	262.8	1:13:44.603

76 IMSA Performance Matmut		Porsche 911 GT3 RSR					LMGTE Am
1.Raymond NARAC							
2.Jean-Karl VERNAY							
1	1	3:06.737B	1:18.391	39.891	1:08.455	103.6	3:06.737
2	1	4:03.004	2:34.980	35.578	52.446	133.0	7:09.741
3	1	1:48.172	23.953	33.986	50.233	213.0	8:57.913
4	1	1:45.984	23.371	32.742	49.871	221.8	10:43.897
5	1	1:44.908	22.729	32.896	49.283	245.5	12:28.805
6	1	1:54.343B	22.663	32.311	59.369	255.9	14:23.148
7	3	19:10.270	...	37.543	52.463	124.1	33:33.418
8	3	1:46.611	23.009	33.549	50.053	226.4	35:20.029
9	3	1:44.562	22.596	32.599	49.367	247.1	37:04.591
10	3	1:44.021	22.712	32.222	49.087	238.9	38:48.612
11	3	1:43.684	22.406	32.401	48.877	241.6	40:32.296
12	3	1:43.249	22.345	32.146	48.758	252.9	42:15.545
13	3	1:44.213	22.443	32.632	49.138	255.9	43:59.758
14	3	1:43.400	22.578	31.993	48.829	249.4	45:43.158
15	3	1:53.759B	22.708	32.827	58.224	248.8	47:36.917
16	2	3:33.528	2:11.484	32.600	49.444	139.4	51:10.445
17	2	2:00.372	22.444	48.522	49.406	260.9	53:10.817
18	2	1:42.900	22.237	31.887	48.776	262.8	54:53.717
19	2	1:42.511	22.219	31.526	48.766	262.1	56:36.228
20	2	1:42.351	22.321	31.604	48.426	260.9	58:18.579
21	2	1:50.847B	22.343	31.692	56.812	262.8	1:00:09.426
22	2	4:06.734	2:46.060	32.230	48.444	140.6	1:04:16.160
23	2	1:42.215	22.198	31.881	48.136	266.7	1:05:58.375
24	2	1:41.902	22.138	31.604	48.160	267.3	1:07:40.277
25	2	1:43.662	22.625	32.020	49.017	266.0	1:09:23.939
26	2	1:51.079B	22.210	32.029	56.840	264.7	1:11:15.018
27	1	3:55.210	2:15.062	33.791	1:06.357	131.4	1:15:10.228
28	1	1:44.692	22.981	32.350	49.361	236.8	1:16:54.920
29	1	1:44.713	22.426	32.204	50.083	252.3	1:18:39.633
30	1	1:51.589B	22.411	32.219	56.959	255.9	1:20:31.222
31	1	3:40.158	2:16.004	33.436	50.718	142.3	1:24:11.380
32	1	1:45.211	22.985	32.817	49.409	249.4	1:25:56.591
33	1	1:45.727	22.585	33.178	49.964	252.3	1:27:42.318
34	1	1:43.862	22.813	32.314	48.735	232.8	1:29:26.180
35	1	1:43.702	22.185	32.473	49.044	264.1	1:31:09.882

81 8 Star Motorsports		Ferrari F458 Italia					LMGTE Am
1.Vicente POTOLICCHIO							
2.Rui AGUAS							
1	3	2:39.611	1:10.618	36.133	52.860	131.4	2:39.611
2	3	1:47.180	23.674	33.574	49.932	201.5	4:26.791
3	3	1:45.734	23.286	32.905	49.543	216.0	6:12.525
4	3	1:44.859	22.852	32.499	49.508	240.0	7:57.384
5	3	1:44.229	22.834	32.188	49.207	242.7	9:41.613
6	3	1:51.944B	22.640	32.370	56.934	253.5	11:33.557
7	3	21:06.000	...	35.538	51.616	136.7	32:39.557

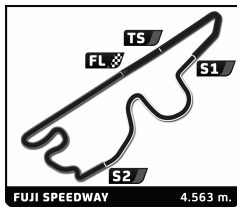


FIA WEC
6 Hours of Fuji
Free Practice 1
Sector Analysis

4.563 m.

■ Personal Best ■ Session Best B Crossing the finish line in pit lane

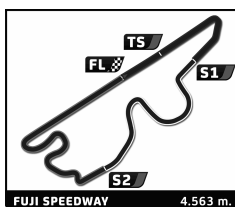
Lap	D	Time	Sector 1	Sector 2	Sector 3	T. Spd	Elapsed	Lap	D	Time	Sector 1	Sector 2	Sector 3	T. Spd	Elapsed
8	3	1:49.019	23.263	33.200	52.556	233.3	34:28.576	24	1	1:47.020	22.909	33.282	50.829	258.4	1:18:15.871
9	3	1:44.037	22.696	31.920	49.421	250.0	36:12.613	25	1	1:46.514	22.865	33.519	50.130	257.8	1:20:02.385
10	3	1:44.184	22.575	32.079	49.530	242.7	37:56.797	26	1	1:45.505	22.700	32.865	49.940	262.1	1:21:47.890
11	3	1:43.537	22.654	32.039	48.844	247.7	39:40.334	27	1	1:45.493	22.730	32.754	50.009	260.2	1:23:33.383
12	3	1:51.698 B	22.549	31.804	57.345	253.5	41:32.032	28	1	1:44.298	22.551	32.803	48.944	260.9	1:25:17.681
13	2	3:36.183	2:14.327	32.434	49.422	138.1	45:08.215	29	1	1:44.649	22.824	32.548	49.277	262.1	1:27:02.330
14	2	1:45.210	22.594	33.494	49.122	255.3	46:53.425	30	1	1:45.483	22.746	33.186	49.551	258.4	1:28:47.813
15	2	1:44.655	22.695	32.726	49.234	252.3	48:38.080	31	1	1:44.441	22.382	32.750	49.309	262.1	1:30:32.254
16	2	1:43.283	22.498	31.975	48.810	258.4	50:21.363	91 Porsche AG Team Manthey Porsche 911 RSR							
17	2	1:43.257	22.430	31.887	48.940	259.6	52:04.620	1.Jörg BERGMEISTER LMGTE Pro							
18	2	1:43.807	22.665	32.392	48.750	254.1	53:48.427	2.Patrick PILET							
19	2	1:43.921	22.671	32.516	48.734	252.9	55:32.348	1	1	2:15.492	50.359	34.706	50.427	129.2	2:15.492
20	2	1:42.845	22.385	31.790	48.670	255.3	57:15.193	2	1	1:45.922	24.152	32.708	49.062	191.2	4:01.414
21	2	1:42.927	22.436	31.976	48.515	259.6	58:58.120	3	1	1:42.503	22.762	31.450	48.291	241.6	5:43.917
22	2	1:42.497	22.470	31.692	48.335	256.5	1:00:40.617	4	1	1:41.686	22.490	31.137	48.059	252.3	7:25.603
23	2	1:46.747	22.361	33.541	50.845	252.3	1:02:27.364	5	1	1:42.034	22.406	31.441	48.187	258.4	9:07.637
24	2	1:42.642	22.394	31.732	48.516	262.1	1:04:10.006	6	1	1:41.682	22.508	31.312	47.862	259.6	10:49.319
25	2	1:49.656 B	22.359	31.975	55.322	260.9	1:05:59.662	7	1	2:02.360 B	23.749	36.140	1:02.471	201.5	12:51.679
26	1	3:52.457	2:26.859	34.631	50.967	129.7	1:09:52.119	8	1	20:48.988	...	32.618	48.824	137.1	33:40.667
27	1	1:45.438	22.745	32.869	49.824	241.1	1:11:37.557	9	1	1:41.939	22.687	31.412	47.840	253.5	35:22.606
28	1	1:46.431	22.663	34.588	49.180	257.8	1:13:23.988	10	1	1:41.865	22.419	31.417	48.029	259.6	37:04.471
29	1	1:44.541	22.519	32.630	49.392	261.5	1:15:08.529	11	1	1:41.149	22.142	30.968	48.039	263.4	38:45.620
30	1	1:44.247	22.448	32.539	49.260	260.9	1:16:52.776	12	1	1:42.481	22.425	31.825	48.231	250.6	40:28.101
31	1	1:44.255	22.655	32.418	49.182	252.9	1:18:37.031	13	1	1:47.313 B	22.141	31.291	53.881	259.6	42:15.414
32	1	1:46.376	22.745	33.795	49.836	254.1	1:20:23.407	14	1	7:15.661	5:55.063	32.347	48.251	140.8	49:31.075
33	1	1:44.152	22.660	32.217	49.275	257.8	1:22:07.559	15	1	1:42.126	22.352	31.500	48.274	259.0	51:13.201
34	1	1:44.290	22.614	32.555	49.121	259.6	1:23:51.849	16	1	1:41.704	22.200	31.725	47.779	261.5	52:54.905
35	1	1:44.590	22.449	32.454	49.687	259.6	1:25:36.439	17	1	1:41.333	22.237	31.096	48.000	260.2	54:36.238
36	1	1:44.688	22.520	33.005	49.163	262.1	1:27:21.127	18	1	1:52.400 B	22.402	34.293	55.705	259.6	56:28.638
37	1	1:44.408	22.565	32.413	49.430	260.2	1:29:05.535	19	2	8:13.754	6:52.131	32.009	49.614	141.4	1:04:42.392
38	1	1:43.811	22.575	32.035	49.201	257.1	1:30:49.346	20	2	1:43.873	22.815	31.594	49.464	234.8	1:06:26.265
88 Proton Competition Porsche 911 GT3 RSR								1.Christian RIED LMGTE Am							
2.Gianluca RODA								3.Paolo RUBERTI							
1	3	2:49.435	1:19.166	37.969	52.300	125.4	2:49.435	21	2	1:43.727	22.607	31.206	49.914	247.7	1:08:09.992
2	3	1:45.772	24.379	32.515	48.878	206.9	4:35.207	22	2	1:41.834	22.361	31.134	48.339	260.2	1:09:51.826
3	3	1:51.889 B	22.405	31.912	57.572	251.2	6:27.096	23	2	1:42.155	22.491	31.451	48.213	259.6	1:11:33.981
4	3	27:09.571	...	32.583	48.154	139.9	33:36.667	24	2	1:41.552	22.489	31.041	48.022	262.8	1:13:15.533
5	3	1:42.745	22.276	31.828	48.641	255.3	35:19.412	25	2	1:48.662 B	22.298	31.638	54.726	262.1	1:15:04.195
6	3	1:42.535	22.091	31.718	48.726	262.8	37:01.947	26	2	2:42.620	1:23.350	30.870	48.400	144.4	1:17:46.815
7	3	1:42.922	22.402	31.701	48.819	261.5	38:44.869	27	2	1:40.335	22.093	30.837	47.405	262.8	1:19:27.150
8	3	1:43.941	22.562	32.933	48.446	260.2	40:28.810	28	2	1:41.342	22.152	31.262	47.928	262.8	1:21:08.492
9	3	1:42.322	22.300	31.710	48.312	253.5	42:11.132	29	2	1:45.745 B	22.090	30.770	52.885	261.5	1:22:54.237
10	3	1:42.047	22.158	31.844	48.045	260.9	43:53.179	30	2	3:00.935	1:41.954	31.216	47.765	143.2	1:25:55.172
11	3	1:49.413 B	22.315	31.660	55.438	259.0	45:42.592	31	2	1:40.718	22.082	30.994	47.642	262.8	1:27:35.890
12	2	4:22.697	2:57.878	35.106	49.713	99.0	50:05.289	32	2	1:41.166	22.084	31.064	48.018	264.1	1:29:17.056
13	2	1:45.487	23.031	32.651	49.805	233.3	51:50.776	33	2	1:41.949	22.097	31.312	48.540	266.7	1:30:59.005
14	2	1:47.926	22.723	33.161	52.042	248.3	53:38.702	92 Porsche AG Team Manthey Porsche 911 RSR							
15	2	1:44.932	22.961	32.388	49.583	219.5	55:23.634	1.Marc LIEB LMGTE Pro							
16	2	1:44.545	22.574	32.343	49.628	257.8	57:08.179	2.Richard LIETZ							
17	2	1:44.395	22.883	32.148	49.364	260.9	58:52.574	1	2	2:37.221	1:03.509	39.446	54.266	104.0	2:37.221
18	2	1:46.466	22.419	32.214	51.833	260.9	1:00:39.040	2	2	1:47.770	23.986	33.860	49.924	188.2	4:24.991
19	2	2:01.865 B	23.607	36.395	1:01.863	207.3	1:02:40.905	3	2	1:49.043	24.062	34.669	50.312	197.1	6:14.034
20	2	5:22.246	3:59.493	33.174	49.579	144.4	1:08:03.151	4	2	1:57.327 B	22.938	31.910	1:02.479	232.8	8:11.361
21	2	1:45.094	22.944	32.637	49.513	258.4	1:09:48.245	5	2	6:31.767	5:08.974	32.738	50.055	132.2	14:43.128
22	2	1:54.170 B	22.853	32.525	58.792	261.5	1:11:42.415	6	2	2:33.612 B	23.799	42.992	1:26.821	206.1	17:16.740
23	1	4:46.436	3:21.593	33.255	51.588	135.7	1:16:28.851	7	2	16:10.657	...	33.633	49.566	139.0	33:27.397
								8	2	1:42.078	22.479	31.668	47.931	256.5	35:09.475
								9	2	1:42.045	22.312	31.355	48.378	258.4	36:51.520
								10	2	1:41.406	22.303	31.176	47.927	259.0	38:32.926



FIA WEC
6 Hours of Fuji
Free Practice 1
Sector Analysis

■ Personal Best ■ Session Best B Crossing the finish line in pit lane

Lap	D	Time	Sector 1	Sector 2	Sector 3	T. Spd	Elapsed	Lap	D	Time	Sector 1	Sector 2	Sector 3	T. Spd	Elapsed
11	2	1:40.999	22.177	30.992	47.830	260.9	40:13.925	3	3	1:46.429	23.929	32.518	49.982	189.5	6:16.092
12	2	1:49.731 B	22.201	31.656	55.874	259.6	42:03.656	4	3	1:44.332	22.995	31.960	49.377	235.3	8:00.424
13	2	7:13.911	5:51.961	31.794	50.156	138.8	49:17.567	5	3	1:43.045	22.689	31.855	48.501	247.1	9:43.469
14	2	1:44.045	22.303	31.405	50.337	259.6	51:01.612	6	3	1:47.335	22.560	32.201	52.574	255.3	11:30.804
15	2	1:41.169	22.259	31.113	47.797	261.5	52:42.781	7	3	1:43.093	22.557	31.728	48.808	256.5	13:13.897
16	2	1:41.884	22.166	31.005	48.713	260.9	54:24.665	8	3	1:53.675 B	22.886	34.209	56.580	259.6	15:07.572
17	2	1:47.313 B	22.229	31.121	53.963	260.2	56:11.978	9	2	18:25.069	...	34.126	51.125	135.3	33:32.641
18	1	6:53.101	5:33.842	31.374	47.885	137.2	1:03:05.079	10	2	1:44.950	22.920	32.670	49.360	251.7	35:17.591
19	1	1:41.298	22.242	31.324	47.732	253.5	1:04:46.377	11	2	1:43.725	22.640	32.320	48.765	254.7	37:01.316
20	1	1:40.999	22.214	31.042	47.743	262.1	1:06:27.376	12	2	1:43.348	22.486	31.995	48.867	256.5	38:44.664
21	1	1:41.530	22.192	31.000	48.338	260.2	1:08:08.906	13	2	1:53.634 B	23.418	33.091	57.125	248.3	40:38.298
22	1	1:49.528 B	22.231	31.415	55.882	261.5	1:09:58.434	14	2	6:52.837	5:31.184	32.529	49.124	138.5	47:31.135
23	1	3:04.681	1:44.698	31.328	48.655	137.1	1:13:03.115	15	2	1:43.320	22.499	31.643	49.178	255.9	49:14.455
24	1	1:41.597	22.272	31.421	47.904	260.9	1:14:44.712	16	2	1:43.290	22.544	32.048	48.698	257.8	50:57.745
25	1	1:42.643	22.243	31.054	49.346	261.5	1:16:27.355	17	2	1:42.620	22.524	31.510	48.586	259.0	52:40.365
26	1	1:46.688 B	22.178	30.972	53.538	260.9	1:18:14.043	18	2	1:51.580 B	22.664	31.699	57.217	258.4	54:31.945
27	1	5:56.025	4:36.345	31.566	48.114	139.2	1:24:10.068	19	2	9:16.634	7:54.908	32.750	48.976	135.2	1:03:48.579
28	1	1:41.158	22.242	31.246	47.670	260.2	1:25:51.226	20	2	1:43.578	22.613	32.100	48.865	259.0	1:05:32.157
29	1	1:41.584	22.406	31.310	47.868	262.1	1:27:32.810	21	2	1:43.405	22.807	32.077	48.521	261.5	1:07:15.562
30	1	1:41.098	22.258	30.975	47.865	262.8	1:29:13.908	22	2	1:42.236	22.257	31.696	48.283	260.9	1:08:57.798
31	1	1:40.923	22.147	31.094	47.682	262.8	1:30:54.831	23	2	1:53.589 B	22.429	34.720	56.440	260.2	1:10:51.387
95 Aston Martin Racing <small>Aston Martin Vantage V8</small>								97 Aston Martin Racing <small>Aston Martin Vantage V8</small>							
1. Christoffer NYGAARD <small>3. Bruno SENNA</small>								1. Darren TURNER <small>3. Frédéric MAKOWIECKI</small>							
2. Kristian FOLSEN <small>LMGTE Am</small>								2. Stefan MÜCKE <small>LMGTE Pro</small>							
1	2	2:25.144	44.104	42.737	58.303	119.1	2:25.144	1	3	3:08.508 B	1:35.120	32.880	1:00.508	100.3	3:08.508
2	2	2:01.871	30.738	35.864	55.269	173.9	4:27.015	2	3	5:31.579	4:11.369	32.042	48.168	139.0	8:40.087
3	2	1:50.063	27.744	32.648	49.671	216.9	6:17.078	3	3	1:42.883	22.407	31.757	48.719	259.0	10:22.970
4	2	1:44.777	22.622	32.428	49.727	246.6	8:01.855	4	3	1:42.299	22.090	31.404	48.805	264.1	12:05.269
5	2	1:43.639	22.489	32.268	48.882	259.6	9:45.494	5	3	1:41.385	22.023	31.089	48.273	265.4	13:46.654
6	2	1:43.992	22.366	31.939	49.687	260.2	11:29.486	6	3	1:52.387 B	21.810	30.882	59.695	266.7	15:39.041
7	2	1:43.520	22.431	32.191	48.898	259.0	13:13.006	7	3	23:41.157	...	30.969	47.652	138.6	39:20.198
8	2	4:02.241 B	22.196	1:28.675	2:11.370	258.4	17:15.247	8	3	1:39.548	21.891	30.660	46.997	263.4	40:59.746
9	1	38:50.652	...	37.032	51.070	136.5	56:05.899	9	3	1:39.879	21.863	30.688	47.328	264.7	42:39.625
10	1	1:44.962	23.321	32.759	48.882	230.8	57:50.861	10	3	1:39.788	21.848	30.603	47.337	266.7	44:19.413
11	1	1:47.791	22.369	32.932	52.490	256.5	59:38.652	11	3	1:45.877 B	22.032	30.528	53.317	263.4	46:05.290
12	1	1:42.986	22.396	32.015	48.575	257.1	1:01:21.638	12	2	11:54.015	...	31.847	48.171	139.2	57:59.305
13	1	1:43.131	23.174	31.616	48.341	257.1	1:03:04.769	13	2	1:42.035	22.151	31.550	48.334	262.8	59:41.340
14	1	1:43.491	22.733	31.746	49.012	236.8	1:04:48.260	14	2	1:40.983	22.093	30.988	47.902	264.7	1:01:22.323
15	1	1:42.185	22.265	31.696	48.224	262.1	1:06:30.445	15	2	1:40.673	22.095	30.947	47.631	265.4	1:03:02.996
16	1	1:44.670	22.252	31.483	50.935	262.1	1:08:15.115	16	2	1:40.292	22.057	30.743	47.492	264.7	1:04:43.288
17	1	1:45.848	22.386	31.491	51.971	258.4	1:10:00.963	17	2	1:48.330 B	22.186	31.563	54.581	257.1	1:06:31.618
18	1	1:49.000 B	22.296	31.643	55.061	259.0	1:11:49.963	18	2	5:36.781	4:13.923	34.105	48.753	138.3	1:12:08.399
19	3	3:52.458	2:11.306	33.137	1:08.015	138.5	1:15:42.421	19	2	1:43.555	23.065	31.957	48.533	264.1	1:13:51.954
20	3	1:44.477	23.506	32.498	48.473	243.8	1:17:26.898	20	2	1:41.101	22.117	31.034	47.950	262.8	1:15:33.055
21	3	1:42.743	22.427	31.813	48.503	252.3	1:19:09.641	21	2	1:40.422	22.053	30.746	47.623	266.7	1:17:13.477
22	3	1:43.435	22.409	31.997	49.029	255.3	1:20:53.076	22	2	1:41.108	21.896	30.769	48.443	266.7	1:18:54.585
23	3	1:42.303	22.436	31.388	48.479	255.3	1:22:35.379	23	2	1:40.543	22.020	30.917	47.606	267.3	1:20:35.128
24	3	1:42.038	22.311	31.445	48.282	255.3	1:24:17.417								
25	3	1:41.976	22.323	31.123	48.530	257.8	1:25:59.393								
26	3	1:42.626	22.235	31.542	48.849	259.0	1:27:42.019								
27	3	1:41.939	22.231	31.549	48.159	259.0	1:29:23.958								
28	3	1:42.092	22.264	31.250	48.578	257.1	1:31:06.050								
96 Aston Martin Racing <small>Aston Martin Vantage V8</small>															
1. Stuart HALL <small>3. Jonathan ADAM</small>															
2. Jamie CAMPBELL-WALTER <small>LMGTE Am</small>															
1	3	2:37.893	1:09.536	34.966	53.391	111.2	2:37.893								
2	3	1:51.770	24.682	35.901	51.187	183.4	4:29.663								



FIA WEC
6 Hours of Fuji
Free Practice 1
Sector Analysis

■ Personal Best ■ Session Best **B** Crossing the finish line in pit lane

Lap	D	Time	Sector 1	Sector 2	Sector 3	T. Spd	Elapsed	Lap	D	Time	Sector 1	Sector 2	Sector 3	T. Spd	Elapsed
24	2	1:42.998	21.936	30.788	50.274	266.0	1:22:18.126								
25	2	1:41.046	22.174	30.953	47.919	266.0	1:23:59.172								
26	2	1:50.338 B	22.018	30.711	57.609	265.4	1:25:49.510								
27	1	3:18.144	1:57.572	31.601	48.971	133.7	1:29:07.654								
28	1	1:42.324	22.253	31.428	48.643	259.0	1:30:49.978								

99		Aston Martin Racing		Aston Martin Vantage V8			
		1. Pedro LAMY		LMGTE Pro			
		2. Richie STANAWAY					
Lap	D	Time	Sector 1	Sector 2	Sector 3	T. Spd	Elapsed
1	1	2:21.429	56.729	34.803	49.897	133.0	2:21.429
2	1	1:43.852	22.704	32.512	48.636	254.1	4:05.281
3	1	1:42.751	22.500	31.727	48.524	255.9	5:48.032
4	1	1:43.537	22.475	31.996	49.066	258.4	7:31.569
5	1	1:41.904	22.304	31.384	48.216	261.5	9:13.473
6	1	1:41.242	22.234	31.326	47.682	262.1	10:54.715
7	1	1:41.889	22.133	31.412	48.344	261.5	12:36.604
8	1	1:50.027 B	22.324	32.919	54.784	260.9	14:26.631
9	2	18:12.219	...	34.353	51.466	135.8	32:38.850
10	2	1:45.127	23.726	32.243	49.158	235.3	34:23.977
11	2	1:42.209	22.189	31.754	48.266	262.1	36:06.186
12	2	1:41.966	22.263	31.369	48.334	260.2	37:48.152
13	2	1:42.260	21.993	31.526	48.741	263.4	39:30.412
14	2	1:41.505	22.105	31.355	48.045	267.3	41:11.917
15	2	1:43.881	22.106	31.132	50.643	264.1	42:55.798
16	2	1:55.224 B	22.059	32.681	1:00.484	262.8	44:51.022
17	2	8:18.270	6:51.917	34.132	52.221	136.0	53:09.292
18	2	1:42.148	22.144	31.280	48.724	262.8	54:51.440
19	2	1:41.581	22.150	31.187	48.244	262.1	56:33.021
20	2	1:42.892	22.017	31.154	49.721	263.4	58:15.913
21	2	1:42.154	22.062	31.945	48.147	263.4	59:58.067
22	2	1:40.793	21.910	31.085	47.798	266.7	1:01:38.860
23	2	1:51.426 B	22.154	32.882	56.390	257.8	1:03:30.286
24	1	3:40.794	2:18.577	32.880	49.337	140.6	1:07:11.080
25	1	1:42.837	22.249	32.001	48.587	263.4	1:08:53.917
26	1	1:42.065	22.534	31.398	48.133	259.6	1:10:35.982
27	1	1:41.856	22.308	31.524	48.024	262.8	1:12:17.838
28	1	1:41.351	22.071	31.257	48.023	261.5	1:13:59.189
29	1	1:41.237	21.999	31.054	48.184	266.7	1:15:40.426
30	1	1:48.511 B	22.213	31.323	54.975	258.4	1:17:28.937
31	1	7:01.793	5:35.049	34.040	52.704	137.6	1:24:30.730
32	1	1:46.364	23.419	32.638	50.307	225.5	1:26:17.094
33	1	1:42.673	22.617	31.651	48.405	256.5	1:27:59.767
34	1	1:42.093	22.309	31.412	48.372	262.1	1:29:41.860
35	1	1:43.460	22.235	32.673	48.552	262.1	1:31:25.320