

# FIA WEC

## 6 Hours of Fuji

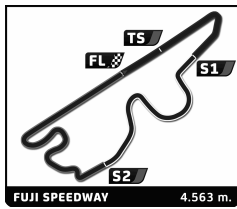
### Free Practice 3

### Sector Analysis

■ Personal Best   
 ■ Session Best   
 B Crossing the finish line in pit lane

Lap	D	Time	Sector 1	Sector 2	Sector 3	T. Spd	Elapsed	Lap	D	Time	Sector 1	Sector 2	Sector 3	T. Spd	Elapsed
<b>1</b> Audi Sport Team Joest Audi R18 e-tron quattro 1. André LOTTERER 3. Marcel FÄSSLER LMP1 2. Benoît TRÉLUYER								17	2	1:28.312	19.787	26.017	42.508	288.0	31:07.891
1	2	1:51.917	40.830	28.027	43.060	152.3	1:51.917	18	2	1:30.335	19.708	26.773	43.854	291.1	32:38.226
2	2	1:28.476	20.251	26.448	41.777	289.5	3:20.393	19	2	1:28.022	19.823	25.713	42.486	288.0	34:06.248
3	2	1:28.157	19.662	26.106	42.389	292.7	4:48.550	20	2	1:35.501	19.587	25.982	49.932	290.3	35:41.749
4	2	1:27.263	19.525	25.798	41.940	292.7	6:15.813	21	1	5:41.405	4:29.704	28.104	43.597	155.4	41:23.154
5	2	1:27.568	19.512	25.598	42.458	293.5	7:43.381	22	1	1:30.285	19.982	26.708	43.595	285.7	42:53.439
6	2	1:28.018	19.526	26.186	42.306	293.5	9:11.399	23	1	1:29.021	19.934	26.313	42.774	288.0	44:22.460
7	2	1:29.460	19.602	26.446	43.412	292.7	10:40.859	24	1	1:31.082	20.067	27.021	43.994	290.3	45:53.542
8	2	1:29.502	19.897	26.718	42.887	267.3	12:10.361	25	1	1:32.995	20.128	29.456	43.411	288.8	47:26.537
9	2	1:28.459	19.638	26.061	42.760	291.9	13:38.820	26	1	1:29.403	19.862	26.654	42.887	289.5	48:55.940
10	2	1:28.727	19.757	26.229	42.741	272.7	15:07.547	27	1	1:30.872	19.744	28.387	42.741	290.3	50:26.812
11	2	1:34.348	19.717	26.233	48.398	293.5	16:41.895	28	1	1:28.718	19.781	26.190	42.747	287.2	51:55.530
12	2	4:49.583	3:39.468	27.072	43.043	155.4	21:31.478	29	1	1:28.662	19.731	26.083	42.848	289.5	53:24.192
13	2	1:29.466	19.877	26.494	43.095	291.1	23:00.944	30	1	1:37.091	19.712	28.321	49.058	289.5	55:01.283
14	2	1:28.446	19.555	26.133	42.758	294.3	24:29.390	31	1	3:27.165	2:12.911	28.168	46.086	155.2	58:28.448
15	2	1:28.480	19.466	26.401	42.613	294.3	25:57.870	32	1	1:30.314	19.973	26.443	43.898	288.8	59:58.762
16	2	1:28.827	19.534	26.027	43.266	295.1	27:26.697	33	1	1:28.733	19.800	26.104	42.829	288.8	1:01:27.495
17	2	1:33.179	19.691	26.006	47.482	294.3	28:59.876								
18	1	2:23.775	1:13.794	26.410	43.571	161.9	31:23.651								
19	1	1:29.030	19.792	26.223	43.015	291.9	32:52.681								
20	1	1:30.130	19.644	26.275	44.211	294.3	34:22.811								
21	1	1:29.800	19.696	27.330	42.774	293.5	35:52.611								
22	1	1:28.182	19.622	26.022	42.538	293.5	37:20.793								
23	1	1:28.814	19.656	25.940	43.218	296.7	38:49.607								
24	1	1:29.978	19.762	27.537	42.679	293.5	40:19.585								
25	1	1:29.738	19.718	27.147	42.873	267.3	41:49.323								
26	1	1:30.725	19.742	26.256	44.727	266.0	43:20.048								
27	1	1:29.652	19.835	26.981	42.836	271.4	44:49.700								
28	1	1:34.688	19.851	26.178	48.659	282.7	46:24.388								
29	1	6:05.360	4:55.081	27.566	42.713	155.8	52:29.748								
30	1	1:28.601	19.581	26.228	42.792	293.5	53:58.349								
31	1	1:27.956	19.553	25.675	42.728	294.3	55:26.305								
32	1	1:27.365	19.559	25.938	41.868	291.9	56:53.670								
33	1	1:34.147	22.938	27.524	43.685	292.7	58:27.817								
34	1	1:28.176	19.674	26.015	42.487	291.1	59:55.993								
35	1	1:28.188	19.518	25.704	42.966	294.3	1:01:24.181								
<b>2</b> Audi Sport Team Joest Audi R18 e-tron quattro 1. Tom KRISTENSEN 3. Allan McNISH LMP1 2. Loïc DUVAL															
1	3	1:43.595	32.809	27.676	43.110	151.3	1:43.595								
2	3	1:27.947	19.850	26.178	41.919	288.0	3:11.542								
3	3	1:27.732	19.585	26.028	42.119	289.5	4:39.274								
4	3	1:27.298	19.489	25.714	42.095	292.7	6:06.572								
5	3	1:34.361	19.512	26.501	48.348	293.5	7:40.933								
6	3	2:48.783	1:38.647	26.851	43.285	158.6	10:29.716								
7	3	1:27.985	19.771	25.945	42.269	289.5	11:57.701								
8	3	1:28.693	19.507	26.750	42.436	291.9	13:26.394								
9	3	1:27.669	19.663	25.905	42.101	290.3	14:54.063								
10	3	1:34.858	19.703	26.930	48.225	294.3	16:28.921								
11	2	5:43.028	4:32.501	27.402	43.125	151.3	22:11.949								
12	2	1:29.704	19.683	26.085	43.936	287.2	23:41.653								
13	2	1:29.495	21.120	26.032	42.343	288.8	25:11.148								
14	2	1:28.004	19.613	25.743	42.648	292.7	26:39.152								
15	2	1:28.195	19.692	26.109	42.394	291.1	28:07.347								
16	2	1:32.232	19.575	25.886	46.771	291.1	29:39.579								
<b>7</b> Toyota Racing Toyota TS030 - Hybrid 1. Alexander WURZ 3. Kazuki NAKAJIMA LMP1 2. Nicolas LAPIERRE								17	2	1:28.312	19.787	26.017	42.508	288.0	31:07.891
1	1	1:37.360	26.124	27.963	43.273	159.3	1:37.360	18	2	1:30.335	19.708	26.773	43.854	291.1	32:38.226
2	1	1:28.538	19.740	26.309	42.489	294.3	3:05.898	19	2	1:28.022	19.823	25.713	42.486	288.0	34:06.248
3	1	1:28.594	19.715	26.047	42.832	295.1	4:34.492	20	2	1:35.501	19.587	25.982	49.932	290.3	35:41.749
4	1	1:28.297	19.655	26.086	42.556	295.1	6:02.789	21	1	5:41.405	4:29.704	28.104	43.597	155.4	41:23.154
5	1	1:29.162	19.702	26.127	43.333	294.3	7:31.951	22	1	1:30.285	19.982	26.708	43.595	285.7	42:53.439
6	1	1:28.992	19.597	26.168	43.227	295.1	9:00.943	23	1	1:29.021	19.934	26.313	42.774	288.0	44:22.460
7	1	1:36.886	20.648	28.152	48.086	268.7	10:37.829	24	1	1:31.082	20.067	27.021	43.994	290.3	45:53.542
8	3	3:25.074	2:15.280	27.166	42.628	156.1	14:02.903	25	1	1:32.995	20.128	29.456	43.411	288.8	47:26.537
9	3	1:27.974	19.437	26.131	42.406	295.1	15:30.877	26	1	1:29.403	19.862	26.654	42.887	289.5	48:55.940
10	3	1:28.798	19.667	25.966	43.165	295.1	16:59.675	27	1	1:30.872	19.744	28.387	42.741	290.3	50:26.812
11	3	1:27.117	19.462	25.627	42.028	295.1	18:26.792	28	1	1:28.718	19.781	26.190	42.747	287.2	51:55.530
12	3	1:33.641	19.378	25.770	48.493	295.9	20:00.433	29	1	1:28.662	19.731	26.083	42.848	289.5	53:24.192
13	2	2:50.829	1:41.650	26.261	42.918	156.7	22:51.262	30	1	1:37.091	19.712	28.321	49.058	289.5	55:01.283
14	2	1:28.770	19.428	26.008	43.334	295.1	24:20.032	31	1	3:27.165	2:12.911	28.168	46.086	155.2	58:28.448
15	2	1:28.197	19.382	25.898	42.917	295.1	25:48.229	32	1	1:30.314	19.973	26.443	43.898	288.8	59:58.762
16	2	1:29.477	19.980	26.022	43.475	295.9	27:17.706	33	1	1:28.733	19.800	26.104	42.829	288.8	1:01:27.495
17	2	1:34.676	19.399	26.722	48.555	295.1	28:52.382								
18	2	8:46.135	7:36.510	26.582	43.043	154.9	37:38.517								
19	2	1:28.282	19.829	26.178	42.275	295.1	39:06.799								
20	2	1:29.365	19.569	27.276	42.520	295.1	40:36.164								
21	2	1:29.461	19.846	26.182	43.433	295.9	42:05.625								
22	2	1:30.946	19.545	27.614	43.787	295.1	43:36.571								
23	2	1:33.006	19.448	25.986	47.572	295.1	45:09.577								
<b>8</b> Toyota Racing Toyota TS030 - Hybrid 1. Anthony DAVIDSON 3. Stéphane SARRAZIN LMP1 2. Sébastien BUEMI								17	2	1:28.312	19.787	26.017	42.508	288.0	31:07.891
1	3	2:15.163	1:01.490	30.253	43.420	153.6	2:15.163	18	2	1:30.335	19.708	26.773	43.854	291.1	32:38.226
2	3	1:29.029	19.811	26.213	43.005	293.5	3:44.192	19	2	1:28.022	19.823	25.713	42.486	288.0	34:06.248
3	3	1:28.860	19.549	26.070	43.241	294.3	5:13.052	20	2	1:35.501	19.587	25.982	49.932	290.3	35:41.749
4	3	1:29.038	19.632	26.138	43.268	294.3	6:42.090	21	1	5:41.405	4:29.704	28.104	43.597	155.4	41:23.154
5	3	1:37.783													

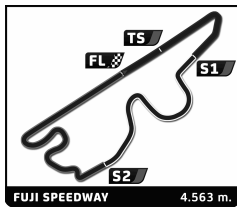




**FIA WEC**  
**6 Hours of Fuji**  
**Free Practice 3**  
**Sector Analysis**

■ Personal Best ■ Session Best B Crossing the finish line in pit lane

Lap	D	Time	Sector 1	Sector 2	Sector 3	T. Spd	Elapsed	Lap	D	Time	Sector 1	Sector 2	Sector 3	T. Spd	Elapsed
32	3	1:34.426	21.039	28.538	44.849	268.7	56:33.284	17	3	1:38.250	20.930	28.490	48.830	272.0	32:54.724
33	3	1:34.338	21.114	28.174	45.050	270.7	58:07.622	18	3	1:33.467	<b>20.813</b>	<b>27.894</b>	44.760	271.4	34:28.191
34	3	1:38.297	21.854	28.552	47.891	270.7	59:45.919	19	3	1:41.162 B	20.846	28.724	51.592	274.1	36:09.353
35	3	1:36.206	21.150	28.584	46.472	270.7	1:01:22.125	20	3	5:20.818	4:06.872	28.861	45.085	146.7	41:30.171
<b>26</b> <b>G-Drive Racing</b> Oreca 03 - Nissan LMP2 1.Roman RUSINOV 3.Mike CONWAY 2.John MARTIN								21 3 1:35.886 21.114 28.641 46.131 270.7 43:06.057							
1	1	1:54.692	38.077	30.762	45.853	144.0	1:54.692	22	3	1:35.014	21.211	28.350	45.453	268.7	44:41.071
2	1	1:35.676	21.195	29.188	45.293	273.4	3:30.368	23	3	1:34.294	20.967	28.376	44.951	272.7	46:15.365
3	1	1:34.289	21.040	28.115	45.134	270.7	5:04.657	24	3	1:39.255 B	21.111	28.177	49.967	270.7	47:54.620
4	1	1:34.939	20.991	28.861	45.087	274.8	6:39.596	25	2	3:04.607	1:49.006	29.266	46.335	137.8	50:59.227
5	1	1:36.115	21.040	28.694	46.381	272.0	8:15.711	26	2	1:36.950	21.238	29.097	46.615	270.7	52:36.177
6	1	1:34.309	20.936	28.263	45.110	272.7	9:50.020	27	2	1:38.200	21.688	30.497	46.015	246.0	54:14.377
7	1	1:33.982	20.952	28.058	44.972	272.0	11:24.002	28	2	1:38.062	21.333	29.346	47.383	272.0	55:52.439
8	1	1:34.817	21.058	28.269	45.490	272.0	12:58.819	29	2	1:40.517	24.980	29.316	46.221	270.0	57:32.956
9	1	1:40.807 B	21.123	28.851	50.833	273.4	14:39.626	30	2	1:36.927	21.154	29.419	46.354	270.0	59:09.883
10	1	6:56.808	5:41.387	30.192	45.229	149.6	21:36.434	31	2	2:11.926	21.247	59.372	51.307	268.7	1:01:21.809
11	1	1:34.521	21.019	28.482	45.020	272.0	23:10.955	<b>31</b> <b>Lotus</b> Lotus T128 LMP2 1.Kevin WEEDA 3.Vitantonio LIUZZI 2.James ROSSITER							
12	1	1:34.073	20.995	28.048	45.030	270.7	24:45.028	1	3	2:08.050	50.632	31.256	46.162	108.5	2:08.050
13	1	1:34.245	21.007	28.103	45.135	270.7	26:19.273	2	3	1:36.297	21.256	29.629	45.412	278.4	3:44.347
14	1	1:37.618	20.973	28.022	48.623	271.4	27:56.891	3	3	1:35.421	21.127	28.726	45.568	282.7	5:19.768
15	1	1:36.942	21.019	30.314	45.609	270.7	29:33.833	4	3	1:35.899	21.103	29.201	45.595	282.0	6:55.667
16	1	1:34.561	21.016	28.388	45.157	270.7	31:08.394	5	3	1:35.228	21.068	28.565	45.595	281.2	8:30.895
17	1	1:35.584	21.226	28.726	45.632	274.8	32:43.978	6	3	1:35.353	20.934	28.874	45.545	282.7	10:06.248
18	1	1:36.027	21.424	28.989	45.614	272.7	34:20.005	7	3	1:47.438 B	21.099	29.910	56.429	282.0	11:53.686
19	1	1:35.874	21.449	28.954	45.471	273.4	35:55.879	8	2	3:17.527	1:59.348	29.768	48.411	147.1	15:11.213
20	1	1:34.698	21.135	28.567	44.996	271.4	37:30.577	9	2	1:36.591	21.239	29.285	46.067	278.4	16:47.804
21	1	1:39.420 B	21.028	28.476	49.916	272.0	39:09.997	10	2	1:41.422 B	21.225	28.790	51.407	279.8	18:29.226
22	3	5:31.928	4:18.130	29.222	44.576	148.8	44:41.925	11	2	6:41.485	5:24.734	29.167	47.584	148.6	25:10.711
23	3	1:37.179	20.827	29.762	46.590	274.1	46:19.104	12	2	<b>1:33.764</b>	20.801	28.311	<b>44.652</b>	276.9	26:44.475
24	3	1:32.751	<b>20.784</b>	27.501	<b>44.466</b>	272.0	47:51.855	13	2	1:33.791	20.775	<b>28.140</b>	44.876	279.1	28:18.266
25	3	<b>1:32.644</b>	20.805	<b>27.325</b>	44.514	272.0	49:24.499	14	2	1:33.939	<b>20.718</b>	28.164	45.057	278.4	29:52.205
26	3	1:42.086 B	20.884	27.788	53.414	271.4	51:06.585	15	2	1:40.731 B	21.616	29.124	49.991	278.4	31:32.936
27	2	3:49.333	2:33.011	29.438	46.884	152.5	54:55.918	16	1	4:37.246	3:16.370	32.980	47.896	134.8	36:10.182
28	2	1:33.303	20.946	27.882	44.475	270.0	56:29.221	17	1	1:40.452	21.734	31.131	47.587	272.0	37:50.634
29	2	1:34.182	20.819	28.190	45.173	272.0	58:03.403	18	1	3:01.261	21.598	1:49.150	50.513	274.8	40:51.895
30	2	1:36.048	21.340	29.330	45.378	274.8	59:39.451	19	1	1:40.279	21.868	30.792	47.619	278.4	42:32.174
31	2	1:36.257	20.876	28.351	47.030	272.7	1:01:15.708	20	1	1:39.590	21.532	30.555	47.503	278.4	44:11.764
<b>27</b> <b>Gainer International</b> Zytek Z11SN - Nissan LMP2 1.Katsuyuki HIRANAKA 3.Björn WIRDHEIM 2.Masayuki UEDA								21 1 1:40.035 21.809 30.508 47.718 264.1 45:51.799							
1	3	2:18.771	59.603	32.756	46.412	146.3	2:18.771	22	1	1:39.882	21.521	30.288	48.073	276.2	47:31.681
2	3	1:36.994	21.545	29.029	46.420	266.0	3:55.765	23	1	1:52.677 B	22.020	32.250	58.407	276.9	49:24.358
3	3	1:35.773	21.760	28.893	45.120	272.7	5:31.538	24	1	5:18.335	3:57.264	32.810	48.261	144.4	54:42.693
4	3	1:40.362 B	21.381	28.375	50.606	271.4	7:11.900	25	1	1:39.499	21.474	30.382	47.643	276.2	56:22.192
5	1	3:38.428	2:23.444	29.571	45.413	109.1	10:50.328	26	1	1:40.233	21.643	30.277	48.313	279.1	58:02.425
6	1	1:34.927	21.153	28.719	45.055	270.0	12:25.255	27	1	1:40.077	21.506	30.058	48.513	277.6	59:42.502
7	1	1:35.074	21.100	28.595	45.379	271.4	14:00.329	28	1	1:44.302	22.210	30.941	51.151	281.2	1:01:26.804
8	1	1:43.549 B	21.259	29.415	52.875	272.7	15:43.878	<b>32</b> <b>Lotus</b> Lotus T128 LMP2 1.Thomas HOLZER 3.Jan CHAROUZ 2.Dominik KRAHAMER							
9	1	2:52.099	1:37.179	30.413	44.507	145.4	18:35.977	1	1	1:54.396	35.869	31.592	46.935	149.4	1:54.396
10	1	1:33.418	21.001	28.104	<b>44.313</b>	271.4	20:09.395	2	1	1:38.091	21.187	29.238	47.666	281.2	3:32.487
11	1	1:33.291	20.887	27.998	44.406	271.4	21:42.686	3	1	1:38.585	21.323	31.261	46.001	279.8	5:11.072
12	1	1:34.392	20.831	28.717	44.844	271.4	23:17.078	4	1	1:37.305	22.222	29.243	45.840	284.2	6:48.377
13	1	1:33.558	20.829	28.226	44.503	270.0	24:50.636	5	1	1:37.075	21.033	29.880	46.162	285.7	8:25.452
14	1	1:41.195 B	21.152	28.733	51.310	270.7	26:31.831	6	1	1:43.133 B	20.994	29.083	53.056	284.2	10:08.585
15	3	3:11.353	1:57.178	29.221	44.954	149.8	29:43.184	7	3	5:20.800	4:03.447	30.403	46.950	150.8	15:29.385
16	3	<b>1:33.290</b>	20.953	27.901	44.436	270.7	31:16.474	8	3	1:38.106	21.821	29.575	46.710	278.4	17:07.491

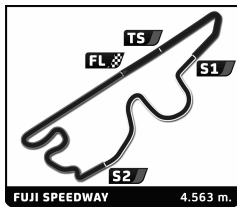


**FIA WEC**  
**6 Hours of Fuji**  
**Free Practice 3**  
**Sector Analysis**

Personal Best Session Best B Crossing the finish line in pit lane

Lap	D	Time	Sector 1	Sector 2	Sector 3	T. Spd	Elapsed	Lap	D	Time	Sector 1	Sector 2	Sector 3	T. Spd	Elapsed
9	3	1:39.402	21.558	31.125	46.719	280.5	18:46.893	32	2	1:36.226	21.167	28.948	46.111	276.2	57:10.712
10	3	1:39.346	21.789	30.835	46.722	279.1	20:26.239	33	2	1:36.787	21.387	29.363	46.037	277.6	58:47.499
11	3	1:37.463	21.577	29.444	46.442	278.4	22:03.702	34	2	1:36.373	21.359	28.742	46.272	274.1	1:00:23.872
12	3	1:38.717	21.545	30.220	46.952	278.4	23:42.419	<b>45</b> <b>OAK Racing</b> Morgan - Nissan LMP2 1. Jacques NICOLET 2. Keiko IHARA							
13	3	1:37.566	21.477	29.411	46.678	277.6	25:19.985	1	2	2:21.221	59.094	33.218	48.909	137.2	2:21.221
14	3	1:37.925	21.442	29.659	46.824	278.4	26:57.910	2	2	1:40.855	21.980	31.782	47.093	243.2	4:02.076
15	3	1:43.307 B	21.397	29.261	52.649	276.2	28:41.217	3	2	1:37.469	21.353	29.555	46.561	272.7	5:39.545
16	2	5:38.388	4:20.547	30.733	47.108	131.9	34:19.605	4	2	1:43.532	21.541	31.844	50.147	268.0	7:23.077
17	2	1:39.588	22.037	30.316	47.235	278.4	35:59.193	5	2	1:36.737	21.195	29.341	46.201	275.5	8:59.814
18	2	1:36.887	21.466	29.074	46.347	277.6	37:36.080	6	2	1:37.497	21.196	29.510	46.791	276.2	10:37.311
19	2	1:37.145	21.402	29.521	46.222	278.4	39:13.225	7	2	1:36.802	21.258	29.264	46.280	274.1	12:14.113
20	2	1:37.111	21.436	28.989	46.686	279.8	40:50.336	8	2	1:51.160 B	21.439	31.236	58.485	271.4	14:05.273
21	2	1:46.844 B	21.713	29.310	55.821	280.5	42:37.180	9	2	2:57.459	1:37.990	31.367	48.102	145.7	17:02.732
22	2	3:29.080	2:03.207	38.537	47.336	136.7	46:06.260	10	2	1:38.476	21.507	29.795	47.174	275.5	18:41.208
23	2	1:34.768	21.241	28.104	45.423	279.8	47:41.028	11	2	1:35.755	21.279	28.876	45.600	275.5	20:16.963
24	2	1:34.664	20.870	28.391	45.403	281.2	49:15.692	12	2	1:35.091	20.990	28.786	45.315	275.5	21:52.054
25	2	1:37.003	21.010	29.879	46.114	281.2	50:52.695	13	2	1:35.402	21.137	28.872	45.393	274.1	23:27.456
26	2	1:34.340	20.997	28.092	45.251	278.4	52:27.035	14	2	1:35.632	21.174	28.921	45.537	274.1	25:03.088
27	2	1:33.948	20.778	28.022	45.148	279.8	54:00.983	15	2	1:35.433	21.200	28.864	45.369	273.4	26:38.521
28	2	1:37.007	21.359	29.991	45.657	282.7	55:37.990	16	2	1:47.781 B	21.165	30.898	55.718	273.4	28:26.302
29	2	1:33.741	20.911	28.038	44.792	279.8	57:11.731	17	1	3:52.929	2:35.787	30.382	46.760	144.4	32:19.231
30	2	1:36.739	21.194	30.191	45.354	283.5	58:48.470	18	1	1:37.506	21.293	29.923	46.290	272.7	33:56.737
31	2	1:35.655	20.969	28.992	45.694	281.2	1:00:24.125	19	1	1:37.578	21.464	30.131	45.983	273.4	35:34.315
<b>35</b> <b>OAK Racing</b> Morgan - Nissan LMP2 1. Bertrand BAGUETTE 3. Martin PLOWMAN 2. Ricardo GONZALEZ								20	1	1:35.634	21.088	28.592	45.954	274.8	37:09.949
1	1	3:16.631	2:02.006	30.123	44.502	144.8	3:16.631	21	1	1:37.819	21.525	29.340	46.954	274.8	38:47.768
2	1	1:33.444	21.322	27.523	44.599	274.1	4:50.075	22	1	1:38.171	21.371	30.755	46.045	274.1	40:25.939
3	1	1:33.688	20.779	28.136	44.773	276.9	6:23.763	23	1	1:35.636	21.146	28.695	45.795	272.7	42:01.575
4	1	1:33.000	20.989	27.446	44.565	276.9	7:56.763	24	1	1:35.750	21.130	28.620	46.000	272.0	43:37.325
5	1	1:32.970	20.772	27.523	44.675	277.6	9:29.733	25	1	1:35.550	21.149	28.610	45.791	274.1	45:12.875
6	1	1:44.541 B	21.105	28.199	55.237	279.1	11:14.274	26	1	1:36.274	21.279	28.942	46.053	273.4	46:49.149
7	3	3:30.915	2:13.446	30.147	47.322	151.0	14:45.189	27	1	1:38.273	21.187	30.022	47.064	275.5	48:27.422
8	3	1:34.053	20.823	28.113	45.117	276.2	16:19.242	28	1	1:36.002	21.152	28.798	46.052	273.4	50:03.424
9	3	1:33.902	20.840	27.948	45.114	276.2	17:53.144	29	1	1:35.411	21.143	28.488	45.780	273.4	51:38.835
10	3	1:34.224	20.707	28.442	45.075	276.9	19:27.368	30	1	1:35.455	21.107	28.409	45.939	273.4	53:14.290
11	3	1:35.552	20.667	28.049	46.836	279.1	21:02.920	31	1	1:35.306	21.166	28.395	45.745	274.8	54:49.596
12	3	1:34.022	20.746	28.074	45.202	277.6	22:36.942	32	1	1:35.728	21.128	28.795	45.805	275.5	56:25.324
13	3	1:42.587 B	20.759	29.598	52.230	277.6	24:19.529	33	1	1:37.723	21.127	28.495	48.101	276.2	58:03.047
14	2	3:43.118	2:28.522	28.660	45.936	146.1	28:02.647	34	1	1:38.822	21.960	30.460	46.402	266.7	59:41.869
15	2	1:51.219	21.089	28.365	1:01.765	274.1	29:53.866	35	1	1:49.232 B	21.574	28.732	58.926	274.8	1:01:31.101
16	2	1:35.812	21.241	28.804	45.767	274.1	31:29.678	<b>47</b> <b>KCMG</b> Morgan - Nissan LMP2 1. Richard BRADLEY 3. Tsugio MATSUDA 2. Hiroshi KOIZUMI							
17	2	1:36.663	21.096	29.416	46.151	276.2	33:06.341	1	3	5:42.415	4:26.945	29.573	45.897	143.0	5:42.415
18	2	1:35.548	21.099	28.591	45.858	274.1	34:41.889	2	3	1:38.377	21.253	29.613	47.511	277.6	7:20.792
19	2	1:35.381	20.997	28.516	45.868	274.1	36:17.270	3	3	1:35.384	21.261	28.501	45.622	279.1	8:56.176
20	2	1:36.511	21.169	28.672	46.670	276.2	37:53.781	4	3	1:34.361	20.858	28.201	45.302	278.4	10:30.537
21	2	1:35.946	21.324	28.797	45.825	275.5	39:29.727	5	3	1:42.224 B	20.876	29.602	51.746	279.8	12:12.761
22	2	1:35.442	21.173	28.543	45.726	274.1	41:05.169	6	3	5:15.760	4:01.189	28.945	45.626	146.5	17:28.521
23	2	1:35.490	21.091	28.490	45.909	274.1	42:40.659	7	3	1:33.318	20.740	27.916	44.662	276.9	19:01.839
24	2	1:35.783	21.158	28.539	46.086	274.8	44:16.442	8	3	1:44.074	20.710	28.042	55.322	278.4	20:45.913
25	2	1:37.017	21.313	29.020	46.684	276.9	45:53.459	9	3	1:33.812	20.705	28.099	45.008	277.6	22:19.725
26	2	1:38.477	21.518	30.156	46.803	276.2	47:31.936	10	3	1:41.430 B	20.667	28.381	52.382	276.2	24:01.155
27	2	1:36.031	21.373	28.829	45.829	276.9	49:07.967	11	3	6:26.483	5:12.900	28.293	45.290	145.9	30:27.638
28	2	1:36.782	21.219	29.346	46.217	276.9	50:44.749	12	3	1:40.260	23.094	28.333	48.833	272.0	32:07.898
29	2	1:35.957	21.361	28.650	45.946	274.1	52:20.706	13	3	1:34.373	20.899	28.377	45.097	273.4	33:42.271
30	2	1:37.453	21.276	29.305	46.872	276.9	53:58.159								
31	2	1:36.327	21.401	28.909	46.017	270.7	55:34.486								





**FIA WEC**  
**6 Hours of Fuji**  
**Free Practice 3**  
**Sector Analysis**

Personal Best Session Best B Crossing the finish line in pit lane

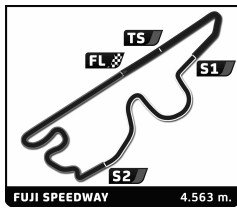
Lap	D	Time	Sector 1	Sector 2	Sector 3	T. Spd	Elapsed	Lap	D	Time	Sector 1	Sector 2	Sector 3	T. Spd	Elapsed
17	3	4:33.955	3:12.343	32.824	48.788	138.1	47:09.376	12	3	1:42.080	22.165	31.882	48.033	265.4	23:54.931
18	3	1:42.675	22.483	31.856	48.336	253.5	48:52.051	13	3	1:50.281 B	22.394	31.983	55.904	248.8	25:45.212
19	3	1:42.772	22.395	31.858	48.519	260.9	50:34.823	14	1	4:24.847	3:00.592	33.309	50.946	142.7	30:10.059
20	3	1:43.187	22.517	32.017	48.653	255.3	52:18.010	15	1	1:43.415	22.547	32.165	48.703	254.7	31:53.474
21	3	1:45.800	22.095	32.123	51.582	264.7	54:03.810	16	1	1:42.700	22.543	31.943	48.214	262.1	33:36.174
22	3	1:42.973	22.247	31.850	48.876	264.1	55:46.783	17	1	1:45.385	22.716	32.526	50.143	264.1	35:21.559
23	3	1:42.667	22.175	31.906	48.586	263.4	57:29.450	18	1	1:43.779	22.649	32.631	48.499	256.5	37:05.338
24	3	1:43.192	22.292	31.961	48.939	264.7	59:12.642	19	1	1:52.087 B	22.517	31.921	57.649	251.7	38:57.425
25	3	1:42.818	22.218	31.878	48.722	265.4	1:00:55.460	20	1	3:29.142	2:07.505	32.844	48.793	144.0	42:26.567
								21	1	1:47.467	22.545	35.610	49.312	264.7	44:14.034
								22	1	1:44.135	22.356	32.827	48.952	262.1	45:58.169
								23	1	1:42.842	22.583	31.784	48.475	266.7	47:41.011
								24	1	1:43.708	22.597	32.008	49.103	263.4	49:24.719
								25	1	1:51.225 B	22.966	32.085	56.174	257.1	51:15.944
								26	2	3:21.295	2:01.285	31.880	48.130	143.8	54:37.239
								27	2	1:42.333	22.038	31.841	48.454	265.4	56:19.572
								28	2	1:42.778	22.439	31.962	48.377	266.7	58:02.350
								29	2	1:45.303	22.277	32.182	50.844	258.4	59:47.653
								30	2	1:42.175	22.364	31.539	48.272	260.9	1:01:29.828

61		AF Corse		3.Marco CIOCI		Ferrari F458 Italia	
		1.Jack GERBER				LMGTE Am	
		2.Matt GRIFFIN					
1	1	2:46.029	1:13.796	37.462	54.771	137.1	2:46.029
2	1	1:48.750	23.690	33.994	51.066	226.9	4:34.779
3	1	1:56.364	30.094	35.513	50.757	265.4	6:31.143
4	1	1:47.024	22.989	33.698	50.337	257.8	8:18.167
5	1	1:45.865	22.635	33.232	49.998	265.4	10:04.032
6	1	1:45.659	22.631	33.633	49.395	264.1	11:49.691
7	1	1:46.679	22.785	33.867	50.027	263.4	13:36.370
8	1	2:08.613	22.785	33.456	1:12.372	259.6	15:44.983
9	1	1:47.008	22.814	33.678	50.516	252.9	17:31.991
10	1	1:46.234	22.500	33.573	50.161	262.1	19:18.225
11	1	1:46.731	22.442	33.757	50.532	266.0	21:04.956
12	1	1:45.565	22.466	32.926	50.173	266.7	22:50.521
13	1	1:59.260 B	23.385	35.995	59.880	227.4	24:49.781
14	3	3:07.527	1:43.320	33.219	50.988	144.0	27:57.308
15	3	1:46.318	22.421	32.302	51.595	261.5	29:43.626
16	3	1:43.857	22.376	32.162	49.319	257.8	31:27.483
17	3	1:43.457	22.321	32.285	48.851	260.9	33:10.940
18	3	1:43.079	22.307	32.076	48.696	262.1	34:54.019
19	3	1:42.453	22.255	31.843	48.355	262.8	36:36.472
20	3	1:42.118	22.113	31.711	48.294	262.1	38:18.590
21	3	1:49.779 B	22.419	32.172	55.188	255.3	40:08.369
22	3	3:06.455	1:44.749	33.109	48.597	138.8	43:14.824
23	3	1:41.804	22.377	31.570	47.857	264.1	44:56.628
24	3	1:42.307	22.308	31.892	48.107	263.4	46:38.935
25	3	1:42.329	22.292	31.768	48.269	263.4	48:21.264
26	3	1:51.301 B	22.225	32.336	56.740	262.8	50:12.565
27	2	3:17.262	1:54.454	32.894	49.914	140.4	53:29.827
28	2	1:42.087	22.234	31.755	48.098	262.8	55:11.914
29	2	1:41.882	22.202	31.594	48.086	262.1	56:53.796
30	2	1:41.940	22.084	31.769	48.087	264.7	58:35.736
31	2	1:41.444	22.135	31.328	47.981	264.1	1:00:17.180

76		IMSA Performance Matmut		3.Markus PALTALA		Porsche 911 GT3 RSR	
		1.Raymond NARAC				LMGTE Am	
		2.Jean-Karl VERNAY					
1	3	2:46.627	1:06.858	42.300	57.469	113.3	2:46.627
2	3	1:52.900	26.333	34.523	52.044	169.3	4:39.527
3	3	1:44.657	22.699	32.889	49.069	236.8	6:24.184
4	3	1:43.307	22.287	32.200	48.820	259.0	8:07.491
5	3	1:42.702	22.141	32.096	48.465	265.4	9:50.193
6	3	1:49.358 B	22.338	32.006	55.014	262.1	11:39.551
7	3	3:43.556	2:21.599	32.617	49.340	142.1	15:23.107
8	3	1:42.840	22.453	32.038	48.349	265.4	17:05.947
9	3	1:42.940	22.279	31.849	48.812	266.7	18:48.887
10	3	1:42.012	22.231	31.867	47.914	263.4	20:30.899
11	3	1:41.952	22.127	31.784	48.041	263.4	22:12.851

81		8 Star Motorsports		3.Davide RIGON		Ferrari F458 Italia	
		1.Vicente POTOLICCHIO				LMGTE Am	
		2.Rui AGUAS					
1	1	2:35.316	1:12.321	33.154	49.841	138.5	2:35.316
2	1	1:43.373	22.429	32.117	48.827	260.9	4:18.689
3	1	1:43.940	22.450	32.471	49.019	262.8	6:02.629
4	1	1:43.239	22.409	31.955	48.875	265.4	7:45.868
5	1	1:42.739	22.236	31.949	48.554	264.1	9:28.607
6	1	1:43.807	22.993	32.174	48.640	261.5	11:12.414
7	1	1:42.903	22.398	31.746	48.759	260.2	12:55.317
8	1	1:52.367 B	22.404	31.803	58.160	261.5	14:47.684
9	3	3:59.261	2:31.625	33.489	54.147	136.5	18:46.945
10	3	1:43.091	22.351	31.967	48.773	254.7	20:30.036
11	3	1:42.185	22.254	31.732	48.199	264.1	22:12.221
12	3	1:42.286	22.517	31.544	48.225	265.4	23:54.507
13	3	1:42.088	22.167	31.447	48.474	262.1	25:36.595
14	3	1:42.687	22.191	32.160	48.336	262.8	27:19.282
15	3	1:49.762 B	22.135	31.346	56.281	265.4	29:09.044
16	3	2:51.061	1:31.134	31.870	48.057	141.0	32:00.105
17	3	1:41.156	22.086	31.237	47.833	263.4	33:41.261
18	3	1:45.594	22.066	31.457	52.071	263.4	35:26.855
19	3	1:42.008	22.139	31.435	48.434	263.4	37:08.863
20	3	1:41.706	22.051	31.438	48.217	264.1	38:50.569
21	3	1:49.385 B	22.104	31.594	55.687	265.4	40:39.954
22	2	3:05.869	1:43.982	33.018	48.869	142.3	43:45.823
23	2	1:42.132	22.213	31.439	48.480	262.1	45:27.955
24	2	1:42.708	22.237	32.008	48.463	262.1	47:10.663
25	2	1:42.324	22.287	31.735	48.302	263.4	48:52.987
26	2	1:41.957	22.132	31.446	48.379	263.4	50:34.944
27	2	1:42.185	22.130	31.589	48.466	264.1	52:17.129
28	2	1:42.985	22.173	31.602	49.210	262.8	54:00.114
29	2	1:49.953 B	22.172	32.174	55.607	264.7	55:50.067

88		Proton Competition		3.Paolo RUBERTI		Porsche 911 GT3 RSR	
		1.Christian RIED				LMGTE Am	
		2.Gianluca RODA					
1	3	2:31.375	1:06.565	34.757	50.053	140.4	2:31.375
2	3	1:42.794	22.562	32.125	48.107	244.3	4:14.169
3	3	1:41.892	22.242	31.652	47.998	262.8	5:56.061

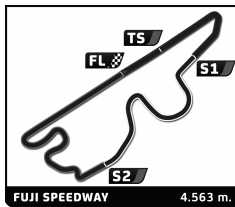


**FIA WEC**  
**6 Hours of Fuji**  
**Free Practice 3**  
**Sector Analysis**

4.563 m.

■ Personal Best ■ Session Best B Crossing the finish line in pit lane

Lap	D	Time	Sector 1	Sector 2	Sector 3	T. Spd	Elapsed	Lap	D	Time	Sector 1	Sector 2	Sector 3	T. Spd	Elapsed
4	3	1:41.918	<b>21.983</b>	31.651	48.284	262.8	7:37.979	28	1	1:40.503	21.980	30.881	47.642	264.7	59:26.174
5	3	1:41.649	21.985	31.689	47.975	262.1	9:19.628	29	1	1:41.621	21.949	31.046	48.626	265.4	1:01:07.795
6	3	1:50.673	B 22.092	32.190	56.391	262.1	11:10.301	<b>92 Porsche AG Team Manthey</b> Porsche 911 RSR							
7	3	3:37.660	2:09.763	36.295	51.602	143.0	14:47.961	1.Marc LIEB LMGTE Pro							
8	3	1:41.332	22.258	31.431	47.643	261.5	16:29.293	2.Richard LIETZ							
9	3	1:40.654	22.149	31.141	<b>47.364</b>	261.5	18:09.947	1	2	2:12.695	51.750	32.478	48.467	120.3	2:12.695
10	3	1:40.683	22.089	31.035	47.559	260.9	19:50.630	2	2	1:41.441	22.308	31.217	47.916	264.1	3:54.136
11	3	<b>1:40.571</b>	22.010	<b>30.971</b>	47.590	263.4	21:31.201	3	2	1:40.883	22.096	31.129	47.658	266.7	5:35.019
12	3	1:52.058	B 22.214	32.859	56.985	252.9	23:23.259	4	2	1:40.627	22.076	30.837	47.714	267.3	7:15.646
13	2	3:41.568	2:19.475	32.888	49.205	134.2	27:04.827	5	2	1:41.103	22.102	31.303	47.698	264.7	8:56.749
14	2	1:43.239	22.445	32.160	48.634	248.3	28:48.066	6	2	1:40.813	22.071	31.017	47.725	269.3	10:37.562
15	2	1:42.910	22.308	31.951	48.651	264.1	30:30.976	7	2	1:41.365	22.252	31.203	47.910	267.3	12:18.927
16	2	1:42.474	22.276	31.775	48.423	263.4	32:13.450	8	2	1:47.159	B 22.066	30.943	54.150	266.0	14:06.086
17	2	1:42.419	22.157	31.798	48.464	264.1	33:55.869	9	2	2:54.038	1:34.880	31.276	47.882	141.7	17:00.124
18	2	1:47.105	22.110	35.278	49.717	266.0	35:42.974	10	2	1:41.323	22.104	31.136	48.083	267.3	18:41.447
19	2	2:13.699	B 22.169	54.449	57.081	267.3	37:56.673	11	2	1:40.703	22.138	30.902	47.663	268.0	20:22.150
20	1	5:53.451	4:26.943	35.791	50.717	133.8	43:50.124	12	2	1:40.481	22.093	30.927	47.461	266.0	22:02.631
21	1	1:44.576	22.526	32.955	49.095	252.3	45:34.700	13	2	1:49.185	B 22.196	30.956	56.033	265.4	23:51.816
22	1	1:44.029	22.465	32.462	49.102	260.9	47:18.729	14	1	3:22.057	2:02.111	31.659	48.287	139.9	27:13.873
23	1	1:43.774	22.251	32.403	49.120	263.4	49:02.503	15	1	1:41.438	22.346	31.269	47.823	262.8	28:55.311
24	1	1:43.322	22.240	32.171	48.911	263.4	50:45.825	16	1	1:41.288	22.252	31.032	48.004	263.4	30:36.599
25	1	1:43.842	22.350	32.122	49.370	260.9	52:29.667	17	1	1:42.587	22.545	31.770	48.272	263.4	32:19.186
26	1	1:43.752	22.361	32.037	49.354	262.8	54:13.419	18	1	1:47.134	B 22.359	31.289	53.486	262.1	34:06.320
27	1	1:43.950	22.387	32.501	49.062	266.7	55:57.369	19	1	2:58.371	1:38.652	31.582	48.137	140.4	37:04.691
28	1	1:43.088	22.207	32.273	48.608	263.4	57:40.457	20	1	1:41.700	22.276	31.256	48.168	263.4	38:46.391
29	1	1:43.600	22.290	32.133	49.177	262.8	59:24.057	21	1	1:41.783	22.293	31.141	48.349	264.7	40:28.174
30	1	1:57.063	B 22.145	32.533	1:02.385	260.2	1:01:21.120	22	1	1:47.998	B 22.277	31.286	54.435	264.1	42:16.172
<b>91 Porsche AG Team Manthey</b> Porsche 911 RSR								<b>95 Aston Martin Racing</b> Aston Martin Vantage V8							
1.Jörg BERGMEISTER LMGTE Pro								1.Christoffer NYGAARD LMGTE Am							
2.Patrick PILET								2.Kristian POULSEN							
1	2	2:14.829	53.650	32.426	48.753	138.3	2:14.829	1	2	1:49.608	27.066	33.566	48.976	128.7	1:49.608
2	2	1:42.902	22.574	31.652	48.676	241.1	3:57.731	2	2	1:45.496	23.394	32.469	49.633	238.4	3:35.104
3	2	1:41.250	22.126	31.196	47.928	268.7	5:38.981	3	2	1:42.272	22.334	31.459	48.479	260.2	5:17.376
4	2	1:44.329	21.966	32.167	50.196	268.7	7:23.310	4	2	1:42.826	22.254	31.918	48.654	261.5	7:00.202
5	2	1:41.640	22.129	31.250	48.261	270.0	9:04.950	5	2	1:43.936	22.284	32.431	49.221	262.1	8:44.138
6	2	1:49.276	B 24.934	31.659	52.683	269.3	10:54.226	6	2	1:50.722	B 22.194	31.826	56.702	261.5	10:34.860
7	2	6:20.773	4:58.525	33.549	48.699	142.9	17:14.999	7	1	3:33.869	2:12.678	32.431	48.760	139.4	14:08.729
8	2	1:41.690	22.194	31.389	48.107	266.7	18:56.689	8	1	1:42.622	22.245	31.715	48.662	260.9	15:51.351
9	2	1:42.374	22.104	31.255	49.015	266.7	20:39.063	9	1	<b>1:41.963</b>	22.165	31.583	<b>48.215</b>	262.1	17:33.314
10	2	1:41.212	22.083	31.323	47.806	266.7	22:20.275	10	1	1:43.329	<b>22.113</b>	31.800	49.416	264.1	19:16.643
11	2	1:45.558	B 21.939	31.177	52.442	268.7	24:05.833	11	1	1:42.479	22.840	31.397	48.242	264.7	20:59.122
12	1	5:03.996	3:25.766	31.637	1:06.593	141.2	29:09.829	12	1	1:42.184	22.394	<b>31.328</b>	48.462	260.9	22:41.306
13	1	1:43.952	22.423	32.712	48.817	262.1	30:53.781	13	1	1:41.998	22.317	31.335	48.346	262.8	24:23.304
14	1	1:42.154	22.307	31.510	48.337	264.1	32:35.935	14	1	1:47.773	B 22.209	31.627	53.937	262.8	26:11.077
15	1	1:41.662	22.300	31.391	47.971	264.1	34:17.597	15	3	3:10.874	1:49.363	32.068	49.443	139.7	29:21.951
16	1	1:41.922	22.095	31.497	48.330	264.7	35:59.519	16	3	1:42.621	22.339	31.672	48.610	255.3	31:04.572
17	1	1:49.112	B 22.187	31.797	55.128	266.7	37:48.631	17	3	1:42.511	22.417	31.479	48.615	255.3	32:47.083
18	2	3:01.093	1:37.949	30.775	52.369	143.4	40:49.724	18	3	1:42.465	22.328	31.483	48.654	257.8	34:29.548
19	2	1:41.446	22.507	31.270	47.669	266.7	42:31.170	19	3	1:42.403	22.238	31.859	48.306	260.9	36:11.951
20	2	<b>1:39.989</b>	21.937	<b>30.677</b>	<b>47.375</b>	266.7	44:11.159								
21	2	1:40.168	<b>21.934</b>	30.761	47.473	264.7	45:51.327								
22	2	1:47.215	B 22.341	31.494	53.380	267.3	47:38.542								
23	1	3:16.485	1:55.475	32.483	48.527	143.8	50:55.027								
24	1	1:40.565	22.118	30.924	47.523	265.4	52:35.592								
25	1	1:40.655	22.016	30.935	47.704	264.1	54:16.247								
26	1	1:48.526	22.361	35.553	50.612	255.9	56:04.773								
27	1	1:40.898	22.322	31.063	47.513	265.4	57:45.671								



**FIA WEC**  
**6 Hours of Fuji**  
**Free Practice 3**  
**Sector Analysis**

■ Personal Best ■ Session Best B Crossing the finish line in pit lane

Lap	D	Time	Sector 1	Sector 2	Sector 3	T. Spd	Elapsed	Lap	D	Time	Sector 1	Sector 2	Sector 3	T. Spd	Elapsed
20	3	1:49.090B	22.497	31.544	55.049	258.4	38:01.041	12	3	1:48.177B	22.146	31.254	54.777	268.0	48:10.135
21	3	6:16.134	4:54.237	32.093	49.804	137.9	44:17.175	13	3	3:15.447	1:53.681	30.293	51.473	138.6	51:25.582
22	3	1:42.856	22.338	31.769	48.749	262.1	46:00.031	14	3	1:51.229	21.790	30.819	58.620	270.0	53:16.811
23	3	1:42.484	22.168	31.463	48.853	263.4	47:42.515	15	3	1:58.402B	22.128	43.703	52.571	268.0	55:15.213
24	3	1:42.539	22.201	31.423	48.915	261.5	49:25.054	16	2	3:17.437	1:57.433	31.786	48.218	141.4	58:32.650
25	3	1:42.343	22.361	31.522	48.460	268.0	51:07.397	17	2	1:40.026	21.859	30.701	47.466	267.3	1:00:12.676
26	3	1:43.149	22.220	31.564	49.365	260.2	52:50.546								
27	3	1:42.260	22.261	31.476	48.523	260.2	54:32.806								
28	3	1:42.191	22.335	31.351	48.505	259.0	56:14.997								
29	3	1:43.417	22.329	31.610	49.478	260.9	57:58.414								
30	3	1:42.749	22.274	31.654	48.821	262.1	59:41.163								
31	3	1:46.066	22.254	31.889	51.923	261.5	1:01:27.229								

96		Aston Martin Racing		Aston Martin Vantage V8			
		1. Stuart HALL	3. Jonathan ADAM	LMGTE Am			
		2. Jamie CAMPBELL-WALTER					
1	3	2:04.754	40.702	34.229	49.823	131.2	2:04.754
2	3	1:44.045	22.808	32.230	49.007	250.6	3:48.799
3	3	1:43.332	22.497	32.313	48.522	262.1	5:32.131
4	3	1:42.832	22.309	31.930	48.593	264.7	7:14.963
5	3	1:44.608	22.602	33.146	48.860	262.1	8:59.571
6	3	1:49.796B	22.644	32.317	54.835	255.3	10:49.367
7	3	5:04.729	3:39.172	32.222	53.335	135.5	15:54.096
8	3	1:43.721	22.531	32.177	49.013	264.1	17:37.817
9	3	1:43.136	22.397	31.912	48.827	264.1	19:20.953
10	3	1:44.890	22.615	32.548	49.727	262.8	21:05.843
11	3	1:50.622B	22.592	32.133	55.897	262.1	22:56.465
12	1	4:37.374	3:14.463	33.640	49.271	143.2	27:33.839
13	1	1:43.020	22.510	31.633	48.877	258.4	29:16.859
14	1	1:42.996	22.562	31.639	48.795	260.2	30:59.855
15	1	1:42.780	22.358	31.450	48.972	261.5	32:42.635
16	1	1:43.642	22.594	31.882	49.166	261.5	34:26.277
17	1	1:42.962	22.531	31.910	48.521	261.5	36:09.239
18	1	1:43.966	22.542	32.713	48.711	259.6	37:53.205
19	1	1:49.956B	22.714	32.124	55.118	262.1	39:43.161
20	2	5:57.392	4:34.805	34.208	48.379	137.6	45:40.553
21	2	1:51.107	22.210	39.751	49.146	264.1	47:31.660
22	2	1:41.909	22.604	31.441	47.864	253.5	49:13.569
23	2	1:41.762	22.105	31.243	48.414	263.4	50:55.331
24	2	1:41.240	22.157	31.243	47.840	262.8	52:36.571
25	2	1:47.101B	22.182	31.329	53.590	262.1	54:23.672
26	1	2:45.929	1:26.409	31.316	48.204	145.2	57:09.601
27	1	1:42.332	22.526	31.570	48.236	264.1	58:51.933
28	1	1:41.915	22.440	31.136	48.339	262.8	1:00:33.848

97		Aston Martin Racing		Aston Martin Vantage V8			
		1. Darren TURNER	3. Frédéric MAKOWIECKI	LMGTE Pro			
		2. Stefan MÜCKE					
1	2	3:03.383B	1:30.508	34.908	57.967	136.7	3:03.383
2	2	16:07.237B	...	36.792	59.520	138.6	19:10.620
3	2	4:25.386	3:04.334	32.661	48.391	138.8	23:36.006
4	2	1:41.997	22.099	31.099	48.799	265.4	25:18.003
5	2	1:49.146B	22.009	31.184	55.953	267.3	27:07.149
6	2	6:40.793	5:17.508	33.017	50.268	137.6	33:47.942
7	2	1:41.557	22.218	31.174	48.165	266.7	35:29.499
8	2	1:41.322	21.953	31.197	48.172	270.0	37:10.821
9	2	1:48.698B	21.899	31.371	55.428	270.7	38:59.519
10	3	5:40.369	4:20.404	31.653	48.312	140.6	44:39.888
11	3	1:42.070	22.049	31.902	48.119	266.0	46:21.958