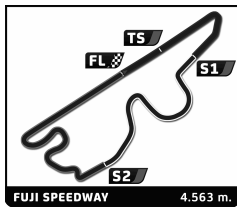


FIA WEC 6 Hours of Fuji Race Sector Analysis

■ Personal Best
 ■ Session Best
 ■ Crossing the finish line in pit lane

Lap	D	Time	Sector 1	Sector 2	Sector 3	T. Spd	Elapsed	Lap	D	Time	Sector 1	Sector 2	Sector 3	T. Spd	Elapsed
1 Audi Sport Team Joest Audi R18 e-tron quattro LMP1 1. André LOTTERER 3. Marcel FÄSSLER 2. Benoît TRÉLUYER															
1	1	2:58.408	38.429	58.977	1:21.002	138.1	2:58.408								
2	1	2:46.512	42.146	50.812	1:13.554	95.0	5:44.920								
3	1	2:41.723	38.507	49.583	1:13.633	86.2	8:26.643								
4	1	2:41.142	38.533	50.607	1:12.002	130.0	11:07.785								
5	1	2:40.231	38.397	49.846	1:11.988	93.5	13:48.016								
6	1	2:40.153	37.876	49.569	1:12.708	91.3	16:28.169								
7	1	2:43.093	39.162	47.050	1:16.881	117.1	19:11.262								
8	1	3:22.985	43.307	55.028	1:44.650	77.8	22:34.247								
9	1	2:13:21.872	...	1:01.726	1:18.220	69.8	2:35:56.111								
10	1	3:42.933	1:32.882	46.462	1:23.589	134.8	2:39:39.044								
11	1	2:43.712	33.488	48.187	1:22.037	133.5	2:42:22.756								
12	1	3:31.827	2:05.749	35.711	50.367	145.2	2:45:54.583								
13	1	2:04.228	24.350	35.673	1:04.205	189.8	2:47:58.811								
14	1	3:40.586	2:11.299	38.084	51.203	130.0	2:51:39.397								
15	1	2:04.095	23.436	35.364	1:05.295	227.8	2:53:43.492								
16	1	4:11.435	45.722	50.314	2:35.399	114.8	2:57:54.927								
2 Audi Sport Team Joest Audi R18 e-tron quattro LMP1 1. Tom KRISTENSEN 3. Allan McNISH 2. Loïc DUVAL															
1	2	3:02.064	43.021	56.283	1:22.760	129.0	3:02.064								
2	2	2:46.915	40.770	50.529	1:15.616	93.5	5:48.979								
3	2	2:39.551	37.278	50.430	1:11.843	83.6	8:28.530								
4	2	2:41.153	39.153	50.298	1:11.702	108.0	11:09.683								
5	2	2:40.042	38.804	50.955	1:10.283	108.0	13:49.725								
6	2	2:40.430	39.115	49.096	1:12.219	96.3	16:30.155								
7	2	2:43.579	38.540	48.972	1:16.067	127.5	19:13.734								
8	2	3:27.035	42.594	54.971	1:49.470	96.0	22:40.769								
9	2	2:13:21.579	...	1:00.967	1:21.662	118.7	2:36:02.340								
10	2	2:54.348	45.823	53.138	1:15.387	103.6	2:38:56.688								
11	2	2:50.620	41.298	52.716	1:16.606	108.1	2:41:47.308								
12	2	2:47.993	39.824	52.447	1:15.722	114.3	2:44:35.301								
13	2	2:47.715	40.077	52.906	1:14.732	116.5	2:47:23.016								
14	2	2:48.633	39.802	53.070	1:15.761	102.8	2:50:11.649								
15	2	2:47.719	40.457	52.253	1:15.009	100.4	2:52:59.368								
16	2	3:08.310	41.896	52.271	1:34.143	111.2	2:56:07.678								
8 Toyota Racing Toyota TS030 - Hybrid LMP1 1. Anthony DAVIDSON 3. Stéphane SARRAZIN 2. Sébastien BUEMI															
1	1	6:35.875	4:22.701	44.168	1:29.006	125.4	6:35.875								
2	1	2:32.744	32.945	52.119	1:07.680	115.1	9:08.619								
3	1	2:39.518	35.335	52.505	1:11.678	153.0	11:48.137								
4	1	2:35.980	39.641	47.748	1:08.591	147.1	14:24.117								
5	1	2:38.405	39.253	48.643	1:10.509	116.3	17:02.522								
6	1	2:54.404	37.764	47.452	1:29.188	121.6	19:56.926								
7	1	3:56.688	34.902	46.134	2:35.652	150.0	23:53.614								
8	1	2:12:40.760	...	51.722	1:23.153	142.9	2:36:34.366								
9	1	3:06.786	1:00.915	42.163	1:23.708	144.6	2:39:41.152								
10	1	2:46.963	34.451	46.048	1:26.464	173.6	2:42:28.115								
11	1	2:35.861	33.004	50.269	1:12.588	154.1	2:45:03.976								
12	1	2:54.932	39.632	52.317	1:22.983	129.7	2:47:58.908								
13	1	2:48.180	39.176	52.273	1:16.731	142.5	2:50:47.088								
14	1	2:46.037	40.959	48.953	1:16.125	149.0	2:53:33.125								
15	1	3:56.017	37.662	57.229	2:21.126	130.8	2:57:29.142								
12 Rebellion Racing Lola B12/60 Coupé - Toyota LMP1 1. Andrea BELICCHI 2. Mathias BECHE															
1	1	3:03.426	44.046	56.459	1:22.921	118.8	3:03.426								
2	1	2:46.914	40.780	50.760	1:15.374	99.0	5:50.340								
3	1	2:39.192	37.959	50.199	1:11.034	83.4	8:29.532								
4	1	2:40.977	40.167	49.341	1:11.469	99.2	11:10.509								
5	1	2:40.022	39.627	50.410	1:09.985	102.5	13:50.531								
6	1	2:40.445	39.733	49.414	1:11.298	109.0	16:30.976								
7	1	2:43.850	38.920	49.433	1:15.497	113.9	19:14.826								
8	1	3:28.374	42.521	54.704	1:51.149	108.8	22:43.200								
9	1	2:13:19.723	...	1:00.624	1:21.312	103.0	2:36:02.915								
10	1	2:54.601	46.181	53.244	1:15.176	85.9	2:38:57.516								
11	1	2:50.761	41.563	52.573	1:16.625	94.6	2:41:48.277								
12	1	2:47.632	39.942	52.371	1:15.319	114.5	2:44:35.909								
13	1	2:47.766	40.646	52.738	1:14.382	129.2	2:47:23.675								
14	1	2:48.869	40.621	52.597	1:15.651	98.9	2:50:12.544								
15	1	2:47.668	40.972	51.762	1:14.934	107.1	2:53:00.212								
16	1	3:09.437	42.317	52.136	1:34.984	93.3	2:56:09.649								
24 OAK Racing Morgan - Nissan LMP2 1. Olivier PLA 3. Alex BRUNDLE 2. David HEINEMEIER HANSSON															
1	1	3:07.758	49.465	55.364	1:22.929	94.1	3:07.758								
2	1	2:48.680	41.796	49.924	1:16.960	92.6	5:56.438								
3	1	2:36.885	36.050	50.231	1:10.604	128.6	8:33.323								
4	1	2:42.261	40.160	50.783	1:11.318	96.1	11:15.584								
5	1	2:40.469	38.911	50.200	1:11.358	100.0	13:56.053								
6	1	2:39.187	38.236	50.133	1:10.818	106.1	16:35.240								
7	1	2:46.010	39.132	49.116	1:17.762	103.6	19:21.250								
8	1	3:31.463	39.372	55.457	1:56.634	94.4	22:52.713								
9	1	2:13:14.851	...	59.500	1:21.665	101.9	2:36:07.556								
10	1	2:54.167	45.667	53.042	1:15.458	79.6	2:39:01.723								
11	1	2:50.582	41.521	53.373	1:15.688	90.2	2:41:52.305								
12	1	2:47.013	41.085	51.465	1:14.463	104.5	2:44:39.318								
13	1	2:48.278	41.449	52.118	1:14.711	95.1	2:47:27.596								
14	1	2:48.453	41.022	52.573	1:14.858	95.7	2:50:16.049								
15	1	2:47.974	42.455	51.177	1:14.342	90.1	2:53:04.023								
16	1	3:14.588	42.237	52.657	1:39.694	94.1	2:56:18.611								

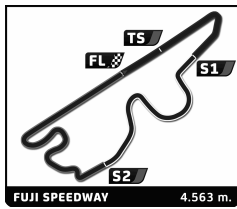


FIA WEC
6 Hours of Fuji
Race

Sector Analysis

■ Personal Best ■ Session Best B Crossing the finish line in pit lane

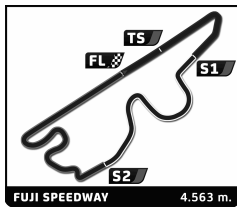
Lap	D	Time	Sector 1	Sector 2	Sector 3	T. Spd	Elapsed	Lap	D	Time	Sector 1	Sector 2	Sector 3	T. Spd	Elapsed
25	Delta-ADR		3.Shinji NAKANO		Oreca 03 - Nissan		LMP2								
1.Tor GRAVES															
2.James WALKER															
1	2	3:09.120	50.553	55.431	1:23.136	100.8	3:09.120								
2	2	2:48.946	41.981	49.363	1:17.602	96.9	5:58.066								
3	2	2:36.218	35.483	50.709	1:10.026	150.8	8:34.284								
4	2	2:43.043	40.271	50.671	1:12.101	80.8	11:17.327								
5	2	2:40.113	37.837	50.338	1:11.938	97.3	13:57.440								
6	2	2:38.477	37.912	50.389	1:10.176	110.9	16:35.917								
7	2	2:46.932	39.093	49.362	1:18.477	103.2	19:22.849								
8	2	3:33.011	38.808	55.310	1:58.893	91.8	22:55.860								
9	2	2:13:12.483	...	58.517	1:21.610	119.1	2:36:08.335								
10	2	2:54.286	46.129	52.701	1:15.456	99.4	2:39:02.621								
11	2	2:50.741	41.751	52.840	1:16.150	80.4	2:41:53.362								
12	2	2:46.712	41.376	51.122	1:14.214	110.2	2:44:40.074								
13	2	2:48.631	41.770	52.427	1:14.434	86.9	2:47:28.705								
14	2	2:48.274	41.337	52.499	1:14.438	93.2	2:50:16.979								
15	2	2:48.431	42.779	51.608	1:14.044	88.6	2:53:05.410								
16	2	3:15.690	41.609	52.799	1:41.282	84.6	2:56:21.100								
26	G-Drive Racing		3.Mike CONWAY		Oreca 03 - Nissan		LMP2								
1.Roman RUSINOV															
2.John MARTIN															
1	3	3:05.361	46.423	56.117	1:22.821	113.3	3:05.361								
2	3	2:48.119	41.341	50.487	1:16.291	98.5	5:53.480								
3	3	2:37.688	36.434	50.241	1:11.013	137.1	8:31.168								
4	3	2:41.659	40.139	50.032	1:11.488	98.5	11:12.827								
5	3	2:40.692	39.526	50.204	1:10.962	106.4	13:53.519								
6	3	2:39.275	38.175	50.788	1:10.312	107.7	16:32.794								
7	3	2:45.571	38.989	49.993	1:16.589	118.2	19:18.365								
8	3	3:29.723	40.509	55.567	1:53.647	92.0	22:48.088								
9	3	2:13:16.945	...	1:00.188	1:21.815	110.4	2:36:05.025								
10	3	2:54.756	46.002	53.158	1:15.596	85.5	2:38:59.781								
11	3	2:50.695	41.204	52.978	1:16.513	93.3	2:41:50.476								
12	3	2:47.291	40.313	51.881	1:15.097	120.3	2:44:37.767								
13	3	2:48.129	40.820	52.628	1:14.681	110.8	2:47:25.896								
14	3	2:48.303	40.338	53.058	1:14.907	101.7	2:50:14.199								
15	3	2:48.173	41.032	52.085	1:15.056	99.2	2:53:02.372								
16	3	3:11.629	42.057	52.547	1:37.025	93.7	2:56:14.001								
31	Lotus		3.Vitantonio LIUZZI		Lotus T128		LMP2								
1.KEVIN WEEDA															
2.JAMES ROSSITER															
1	2	3:12.487	55.163	55.039	1:22.285	83.3	3:12.487								
2	2	2:51.389	42.900	49.292	1:19.197	108.9	6:03.876								
3	2	2:38.614	37.226	50.454	1:10.934	114.2	8:42.490								
4	2	2:41.484	38.889	51.168	1:11.427	112.9	11:23.974								
5	2	2:39.624	36.320	50.541	1:12.763	119.6	14:03.598								
6	2	2:36.062	35.450	50.965	1:09.647	136.9	16:39.660								
7	2	2:49.201	39.503	49.459	1:20.239	111.1	19:28.861								
8	2	3:37.415	36.628	55.307	2:05.480	105.7	23:06.276								
9	2	2:13:05.668	...	57.487	1:21.155	88.9	2:36:11.936								
10	2	2:58.405 B	46.043	53.014	1:19.348	82.6	2:39:10.341								
11	1	3:52.200	2:06.603	42.253	1:03.344	122.3	2:43:02.541								
12	1	2:19.120	31.719	44.794	1:02.607	157.4	2:45:21.661								
13	1	2:45.952	37.161	47.836	1:20.955	111.2	2:48:07.613								
14	1	2:46.609	39.812	49.257	1:17.540	102.0	2:50:54.222								
15	1	2:45.721	43.034	47.757	1:14.930	97.7	2:53:39.943								
16	1	4:06.810	45.658	49.744	2:31.408	104.2	2:57:46.753								
32	Lotus		3.Jan CHAROUZ		Lotus T128		LMP2								
1.Thomas HOLZER															
2.Dominik KRAHAMER															
1	2	3:13.740	57.101	53.989	1:22.650	69.0	3:13.740								
2	2	2:51.399	42.488	49.145	1:19.766	97.7	6:05.139								
3	2	2:38.083	36.651	50.707	1:10.725	155.2	8:43.222								
4	2	2:41.981	39.002	51.091	1:11.888	109.3	11:25.203								
5	2	2:39.743	36.130	50.714	1:12.899	133.3	14:04.946								
6	2	2:35.928	34.748	50.810	1:10.370	172.5	16:40.874								
7	2	2:49.191	39.288	49.446	1:20.457	120.4	19:30.065								
8	2	3:38.827	36.140	55.736	2:06.951	109.0	23:08.892								
9	2	2:13:04.156	...	56.341	1:20.937	83.9	2:36:13.040								
10	2	2:54.658	46.228	53.307	1:15.123	77.4	2:39:07.698								
11	2	2:49.990	40.103	53.293	1:16.594	106.6	2:41:57.688								
12	2	2:45.627	40.803	51.471	1:13.353	99.8	2:44:43.315								
13	2	2:50.478	42.348	52.992	1:15.138	80.5	2:47:33.793								
14	2	2:47.147	40.248	53.789	1:13.110	109.3	2:50:20.940								
15	2	2:49.443	42.689	51.920	1:14.834	86.3	2:53:10.383								
16	2	3:19.197	41.277	51.809	1:46.111	84.9	2:56:29.580								
35	OAK Racing		3.Martin PLOWMAN		Morgan - Nissan		LMP2								
1.Bertrand BAGUETTE															
2.Ricardo GONZALEZ															
1	1	3:04.374	45.322	56.597	1:22.455	117.0	3:04.374								
2	1	2:48.058	41.028	50.908	1:16.122	92.5	5:52.432								
3	1	2:37.898	36.714	50.397	1:10.787	120.7	8:30.330								
4	1	2:41.178	40.287	50.026	1:10.865	98.2	11:11.508								
5	1	2:40.736	39.887	50.322	1:10.527	103.6	13:52.244								
6	1	2:39.347	38.814	50.375	1:10.158	105.5	16:31.591								
7	1	2:44.630	39.369	49.617	1:15.644	115.5	19:16.221								
8	1	3:29.950	42.041	55.164	1:52.745	96.3	22:46.171								
9	1	2:13:17.707	...	1:00.707	1:21.338	116.3	2:36:03.870								
10	1	2:54.816	46.307	53.054	1:15.455	81.1	2:38:58.686								
11	1	2:50.645	41.244	53.007	1:16.394	93.6	2:41:49.331								
12	1	2:47.247	40.400	52.029	1:14.818	123.1	2:44:36.578								
13	1	2:48.013	41.237	52.282	1:14.494	118.3	2:47:24.591								
14	1	2:48.555	40.853	52.735	1:14.967	104.2	2:50:13.146								
15	1	2:47.874	41.068	51.802	1:15.004	107.9	2:53:01.020								



FIA WEC
6 Hours of Fuji
Race
Sector Analysis

■ Personal Best ■ Session Best B Crossing the finish line in pit lane

Lap	D	Time	Sector 1	Sector 2	Sector 3	T. Spd	Elapsed	Lap	D	Time	Sector 1	Sector 2	Sector 3	T. Spd	Elapsed
16	1	3:10.888	42.758	52.544	1:35.586	95.2	2:56:11.908	15	2	2:49.239	42.649	51.566	1:15.024	88.1	2:53:09.440
16	2	3:17.831	41.197	52.202	1:44.432	85.0	2:56:27.271	16	2	3:17.831	41.197	52.202	1:44.432	85.0	2:56:27.271
45	OAK Racing 1. Jacques NICOLET 2. Keiko IHARA		Morgan - Nissan		LMP2			50	Larbre Competition 1. Patrick BORNHAUSER 2. Julien CANAL		3. Fernando REES		Chevrolet Corvette C6-ZR1 LMGTE Am		
1	1	3:15.849	59.350	53.481	1:23.018	63.8	3:15.849	1	3	9:55.897	7:30.225	1:09.454	1:16.218	92.5	9:55.897
2	1	2:51.283	42.210	48.894	1:20.179	99.8	6:07.132	2	3	2:34.878	34.615	50.909	1:09.354	136.9	12:30.775
3	1	2:37.402	37.671	49.543	1:10.188	110.8	8:44.534	3	3	2:34.078	32.940	52.082	1:09.056	158.4	15:04.853
4	1	2:42.817	39.192	53.056	1:10.569	130.4	11:27.351	4	3	2:29.506	34.487	48.074	1:06.945	140.1	17:34.359
5	1	2:38.915	35.601	50.178	1:13.136	129.0	14:06.266	5	3	2:30.449	31.621	49.044	1:09.784	170.1	20:04.808
6	1	2:36.589	37.064	48.984	1:10.541	113.2	16:42.855	6	3	4:00.627	37.537	47.273	2:35.817	108.0	24:05.435
7	1	2:51.140	38.285	51.388	1:21.467	118.7	19:33.995	7	3	2:12:33.152 B	...	49.014	1:23.048	114.9	2:36:38.579
8	1	3:39.286	35.485	53.824	2:09.977	134.5	23:13.281	8	3	3:11.422	1:31.755	40.263	59.404	117.3	2:39:50.001
9	1	2:13:01.667	...	56.212	1:20.798	84.2	2:36:14.940	9	3	2:40.929	32.792	43.742	1:24.395	132.8	2:42:30.930
10	1	2:54.578	45.971	52.980	1:15.627	80.1	2:39:09.518	10	3	2:39.006	35.264	46.668	1:17.074	137.1	2:45:09.936
11	1	2:49.453	39.721	53.260	1:16.472	105.6	2:41:58.971	11	3	2:53.550	36.533	52.693	1:24.324	101.5	2:48:03.486
12	1	2:46.080	40.794	51.199	1:14.087	100.6	2:44:45.051	12	3	2:46.651	38.850	50.132	1:17.669	117.5	2:50:50.137
13	1	2:49.796	42.159	52.363	1:15.274	77.4	2:47:34.847	13	3	2:46.266	41.079	47.574	1:17.613	132.5	2:53:36.403
14	1	2:47.599	41.183	53.007	1:13.409	103.7	2:50:22.446	14	3	4:00.335	41.394	53.126	2:25.815	146.9	2:57:36.738
15	1	2:49.255	42.383	52.029	1:14.843	94.2	2:53:11.701								
16	1	3:29.733	41.266	52.519	1:55.948	109.3	2:56:41.434								
47	KCMG 1. Richard BRADLEY 2. Hiroshi KOIZUMI		Morgan - Nissan		LMP2			51	AF Corse 1. Gianmaria BRUNI 2. Giancarlo FISICHELLA		3. Fernando REES		Ferrari F458 Italia LMGTE Pro		
1	3	3:10.195	52.605	55.211	1:22.379	80.1	3:10.195	1	1	3:20.502	1:03.135	54.028	1:23.339	52.8	3:20.502
2	3	2:50.194	42.492	50.086	1:17.616	102.0	6:00.389	2	1	2:51.871	41.333	49.019	1:21.519	116.3	6:12.373
3	3	2:36.772	35.615	50.644	1:10.513	137.6	8:37.161	3	1	2:36.513	39.130	49.496	1:07.887	123.4	8:48.886
4	3	2:42.531	38.997	52.632	1:10.902	72.4	11:19.692	4	1	2:44.648	38.569	52.752	1:13.327	137.1	11:33.534
5	3	2:39.423	37.752	50.613	1:11.058	94.4	13:59.115	5	1	2:36.486	34.777	49.054	1:12.655	119.2	14:10.020
6	3	2:38.827	37.769	50.634	1:10.424	109.2	16:37.942	6	1	2:39.648	36.942	49.328	1:13.378	127.8	16:49.668
7	3	2:46.422	38.638	50.146	1:17.638	93.8	19:24.364	7	1	2:49.642	35.658	50.970	1:23.014	153.6	19:39.310
8	3	3:35.715	38.361	55.597	2:01.757	103.5	23:00.079	8	1	3:38.512	35.787	51.912	2:10.813	133.5	23:17.822
9	3	2:13:09.609	...	59.107	1:21.394	108.8	2:36:09.680	9	1	2:13:04.169	...	56.799	1:22.587	114.3	2:36:21.983
10	3	2:54.365	45.943	53.398	1:15.024	96.0	2:39:04.045	10	1	2:56.509	43.095	54.888	1:18.526	117.1	2:39:18.492
11	3	2:51.134	41.181	53.760	1:16.193	84.3	2:41:55.179	11	1	2:47.456	35.527	51.874	1:20.055	113.8	2:42:05.948
12	3	2:45.932	40.777	51.720	1:13.435	97.2	2:44:41.111	12	1	2:46.334	39.219	51.599	1:15.516	102.3	2:44:52.282
13	3	2:48.922	41.921	52.909	1:14.092	97.9	2:47:30.033	13	1	2:52.774	41.436	50.698	1:20.640	72.0	2:47:45.056
14	3	2:48.753	41.459	53.862	1:13.432	86.1	2:50:18.786	14	1	2:47.855	41.467	50.150	1:16.238	84.4	2:50:32.911
15	3	2:49.279	42.766	52.230	1:14.283	77.8	2:53:08.065	15	1	2:48.896	39.867	49.836	1:19.193	102.8	2:53:21.807
16	3	3:17.281	40.926	52.827	1:43.528	80.7	2:56:25.346	16	1	3:25.914	37.908	54.093	1:53.913	119.5	2:56:47.721
49	Pecom Racing 1. Luis PEREZ COMPANC 2. Nicolas MINASSIAN		Oreca 03 - Nissan		LMP2			57	Krohn Racing 1. Tracy KROHN 2. Niclas JÖNSSON		3. Maurizio MEDIANI		Ferrari F458 Italia LMGTE Am		
1	2	3:11.375	53.866	54.994	1:22.515	92.5	3:11.375	1	2	3:33.408	1:14.523	51.428	1:27.457	58.5	3:33.408
2	2	2:50.197	42.712	49.720	1:17.765	99.4	6:01.572	2	2	2:54.056	39.184	49.272	1:25.600	99.2	6:27.464
3	2	2:38.772	37.855	50.804	1:10.113	116.3	8:40.344	3	2	2:34.672	35.999	51.083	1:07.590	123.1	9:02.136
4	2	2:42.026	39.767	51.794	1:10.465	121.8	11:22.370	4	2	2:43.880	36.882	52.363	1:14.635	119.7	11:46.016
5	2	2:37.755	36.030	50.864	1:10.861	116.3	14:00.125	5	2	2:35.498	38.371	48.399	1:08.728	115.9	14:21.514
6	2	2:38.524	37.376	51.306	1:09.842	112.5	16:38.649	6	2	2:43.341 B	38.620	48.126	1:16.595	123.6	17:04.855
7	2	2:47.044	39.022	50.121	1:17.901	94.8	19:25.693	7	1	4:04.442	1:58.392	55.733	1:10.317	95.3	21:09.297
8	2	3:36.879	37.997	55.835	2:03.047	101.1	23:02.572	8	1	3:15.771	31.933	54.158	1:49.680	145.0	24:25.068
9	2	2:13:07.901	...	57.577	1:21.202	80.9	2:36:10.465	9	1	2:12:11.745	...	46.139	1:16.319	96.9	2:36:36.805
10	2	2:54.501	46.180	53.235	1:15.086	82.9	2:39:04.966	10	1	2:59.829	40.822	56.716	1:22.291	96.3	2:39:36.634
11	2	2:51.294	41.410	53.879	1:16.005	113.3	2:41:56.260	11	1	2:49.370	34.068	47.745	1:27.557	120.1	2:42:26.004
12	2	2:45.719	41.120	51.573	1:13.026	103.8	2:44:41.979	12	1	2:47.010 B	33.823	49.915	1:23.272	150.0	2:45:13.014
13	2	2:50.847	42.679	53.024	1:15.144	80.4	2:47:32.826	13	2	3:21.776	1:35.482	47.001	59.293	101.7	2:48:34.790
14	2	2:47.375	40.072	54.175	1:13.128	104.7	2:50:20.201	14	2	2:21.846	29.697	44.331	1:07.818	147.1	2:50:56.636
								15	2	2:45.307	43.301	48.009	1:13.997	100.5	2:53:41.943

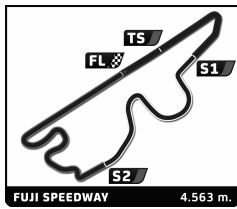


FIA WEC
6 Hours of Fuji
Race

Sector Analysis

■ Personal Best ■ Session Best B Crossing the finish line in pit lane

Lap	D	Time	Sector 1	Sector 2	Sector 3	T. Spd	Elapsed	Lap	D	Time	Sector 1	Sector 2	Sector 3	T. Spd	Elapsed
16	2	4:10.148	45.355	49.837	2:34.956	106.9	2:57:52.091	15	2	2:46.411	41.555	48.171	1:16.685	121.8	2:53:34.755
61 AF Corse Ferrari F458 Italia 1. Jack GERBER LMGTE Am 2. Matt GRIFFIN 3. Marco CIOCI								81 8 Star Motorsports Ferrari F458 Italia 1. Vicente POTOLICCHIO LMGTE Am 2. Rui AGUAS 3. Davide RIGON							
1	2	3:31.046	1:12.040	52.057	1:26.949	53.8	3:31.046	1	3	3:29.993	1:10.880	52.414	1:26.699	56.9	3:29.993
2	2	2:53.461	39.625	47.929	1:25.907	109.1	6:24.507	2	3	2:52.973	39.841	48.061	1:25.071	121.9	6:22.966
3	2	2:35.148	36.773	50.759	1:07.616	118.0	8:59.655	3	3	2:35.557	36.980	51.164	1:07.413	110.9	8:58.523
4	2	2:43.641	37.685	52.637	1:13.319	108.4	11:43.296	4	3	2:43.519	37.360	53.156	1:13.003	117.6	11:42.042
5	2	2:36.565	37.888	46.383	1:12.294	118.2	14:19.861	5	3	2:36.793	36.244	46.887	1:13.662	132.2	14:18.835
6	2	2:39.800	36.977	48.025	1:14.798	131.5	16:59.661	6	3	2:39.532	36.505	48.723	1:14.304	125.4	16:58.367
7	2	2:50.567	37.316	48.435	1:24.816	138.6	19:50.228	7	3	2:50.234	35.796	50.266	1:24.172	137.6	19:48.601
8	2	3:55.562	36.815	47.179	2:31.568	119.6	23:45.790	8	3	3:51.735	35.649	49.391	2:26.695	124.6	23:40.336
9	2	2:12:45.382	...	55.489	1:23.068	91.9	2:36:31.164	9	3	2:12:49.672	...	55.580	1:22.711	98.7	2:36:30.000
10	2	2:59.391	43.066	53.893	1:22.432	90.7	2:39:30.555	10	3	2:59.097	43.564	53.996	1:21.537	88.2	2:39:29.097
11	2	2:49.718	33.640	48.775	1:27.303	128.6	2:42:20.273	11	3	2:49.624	34.145	49.222	1:26.257	113.7	2:42:18.721
12	2	2:40.841	32.801	51.721	1:16.319	153.8	2:45:01.114	12	3	2:41.700	33.117	52.079	1:16.504	132.4	2:45:00.421
13	2	2:53.100	39.953	52.371	1:20.776	97.7	2:47:54.214	13	3	2:52.250	39.669	52.565	1:20.016	103.7	2:47:52.671
14	2	2:49.629	41.000	51.678	1:16.951	101.6	2:50:43.843	14	3	2:49.630	40.912	51.746	1:16.972	105.4	2:50:42.301
15	2	2:49.469 B	38.806	49.133	1:21.530	126.8	2:53:33.312	15	3	2:47.642	38.104	49.282	1:20.256	130.9	2:53:29.943
16	1	4:54.108	2:12.173	1:02.050	1:39.885	104.1	2:58:27.420	16	3	3:41.785	36.960	54.729	2:10.096	121.3	2:57:11.728
71 AF Corse Ferrari F458 Italia 1. Kamui KOBAYASHI LMGTE Pro 2. Toni VILANDER								88 Proton Competition Porsche 911 GT3 RSR 1. Christian RIED LMGTE Am 2. Gianluca RODA 3. Paolo RUBERTI							
1	1	3:36.268	1:17.004	52.153	1:27.111	77.3	3:36.268	1	3	3:28.371	1:09.667	52.370	1:26.334	56.2	3:28.371
2	1	2:56.007	39.239	49.100	1:27.668	88.7	6:32.275	2	3	2:53.132	39.804	48.204	1:25.124	110.8	6:21.503
3	1	2:34.434	35.042	51.308	1:08.084	107.9	9:06.709	3	3	2:35.194	36.295	51.183	1:07.716	108.7	8:56.697
4	1	2:40.422	35.000	52.230	1:13.192	182.7	11:47.131	4	3	2:43.980	37.706	53.008	1:13.266	109.3	11:40.677
5	1	2:35.768	39.035	48.045	1:08.688	113.8	14:22.899	5	3	2:36.356	35.517	47.380	1:13.459	124.6	14:17.033
6	1	2:38.600	38.877	48.238	1:11.485	119.6	17:01.499	6	3	2:39.812	36.238	49.188	1:14.386	120.0	16:56.845
7	1	2:51.741	36.695	48.235	1:26.811	117.8	19:53.240	7	3	2:50.304	35.295	50.496	1:24.513	137.4	19:47.149
8	1	3:55.656	37.464	45.161	2:33.031	147.1	23:48.896	8	3	3:50.061	35.268	50.320	2:24.473	123.3	23:37.210
9	1	2:12:43.879	...	54.298	1:23.186	101.7	2:36:32.767	9	3	2:12:51.183	...	55.659	1:22.599	109.9	2:36:28.385
10	1	2:59.869	42.450	54.538	1:22.881	84.8	2:39:32.636	10	3	2:59.032	43.330	54.002	1:21.700	95.6	2:39:27.417
11	1	2:49.555	33.043	48.889	1:27.623	141.0	2:42:22.191	11	3	2:47.706	33.688	50.301	1:23.717	124.6	2:42:15.123
12	1	2:40.198	34.430	50.164	1:15.604	126.2	2:45:02.389	12	3	2:44.047	35.310	52.166	1:16.571	124.7	2:44:59.170
13	1	2:54.341	39.844	52.206	1:22.291	110.0	2:47:56.730	13	3	2:52.210	39.954	51.877	1:20.379	98.5	2:47:51.380
14	1	2:48.317	40.214	51.824	1:16.279	116.3	2:50:45.047	14	3	2:48.758	40.858	51.610	1:16.290	102.2	2:50:40.138
15	1	2:46.469	41.400	47.214	1:17.855	112.0	2:53:31.516	15	3	2:47.640	38.955	49.338	1:19.347	123.3	2:53:27.778
16	1	3:49.805	38.118	53.857	2:17.830	126.8	2:57:21.321	16	3	3:41.536	37.159	55.164	2:09.213	131.4	2:57:09.314
76 IMSA Performance Matmut Porsche 911 GT3 RSR 1. Raymond NARAC LMGTE Am 2. Jean-Karl VERNAY 3. Markus PALITALA								91 Porsche AG Team Manthey Porsche 911 RSR 1. Jörg BERGMEISTER LMGTE Pro 2. Patrick PILET							
1	2	3:34.442	1:15.477	52.145	1:26.820	58.3	3:34.442	1	2	3:22.521	1:04.551	53.640	1:24.330	56.5	3:22.521
2	2	2:55.400	39.179	49.040	1:27.181	85.9	6:29.842	2	2	2:51.668	40.727	48.512	1:22.429	88.9	6:14.189
3	2	2:33.825	35.536	51.979	1:06.310	133.5	9:03.667	3	2	2:36.531	38.859	49.020	1:08.652	122.3	8:50.720
4	2	2:45.911 B	36.391	52.411	1:17.109	129.0	11:49.578	4	2	2:45.196	38.044	53.028	1:14.124	128.0	11:35.916
5	3	3:32.106	1:36.202	49.326	1:06.578	98.9	15:21.684	5	2	2:18.803	36.217	43.111	59.475	125.7	17:40.487
6	3	2:24.909	31.545	44.460	1:08.904	162.7	20:05.396	6	2	2:39.718	36.533	49.107	1:14.078	119.9	16:51.848
7	3	4:14.546	38.304	47.940	2:48.302	108.1	24:19.942	7	2	2:49.953	34.602	51.618	1:23.733	157.7	19:41.801
8	3	2:12:19.958 B	...	48.812	1:22.604	109.1	2:36:39.892	8	2	3:40.849	34.520	52.207	2:14.122	129.5	23:22.650
9	2	3:08.295	1:13.348	40.725	1:14.222	119.3	2:39:48.187	9	2	2:13:00.755	...	56.990	1:22.853	112.9	2:36:23.397
10	2	2:41.138	31.580	44.269	1:25.289	154.5	2:42:29.325	10	2	2:57.492	43.071	54.947	1:19.474	89.6	2:39:20.889
11	2	2:40.046	34.555	48.377	1:17.114	126.0	2:45:09.371	11	2	2:47.909	34.322	51.349	1:22.238	124.3	2:42:08.798
12	2	2:51.427	35.977	52.375	1:23.075	116.0	2:48:00.798	12	2	2:44.687	36.939	51.685	1:16.063	110.7	2:44:53.485
13	2	2:47.546	38.926	51.377	1:17.243	134.7	2:50:48.344	13	2	2:52.900	41.298	50.765	1:20.837	66.5	2:47:46.385



FIA WEC
6 Hours of Fuji
Race

Sector Analysis

■ Personal Best ■ Session Best B Crossing the finish line in pit lane

Lap	D	Time	Sector 1	Sector 2	Sector 3	T. Spd	Elapsed	Lap	D	Time	Sector 1	Sector 2	Sector 3	T. Spd	Elapsed
14	2	2:49.231	40.549	50.539	1:18.143	84.0	2:50:35.616	13	2	2:52.202	40.675	51.179	1:20.348	92.8	2:47:49.923
15	2	2:47.734	38.053	49.557	1:20.124	112.4	2:53:23.350	14	2	2:48.987	41.356	51.108	1:16.523	103.5	2:50:38.910
16	2	3:27.282	36.747	55.787	1:54.748	112.3	2:56:50.632	15	2	2:47.307	38.841	49.797	1:18.669	118.9	2:53:26.217
								16	2	3:41.201	37.821	55.196	2:08.184	138.1	2:57:07.418

92		Porsche AG Team Manthey					Porsche 911 RSR				
		1. Marc LIEB					LMGTE Pro				
		2. Richard LIETZ									
1	1	3:23.653	1:05.547	53.499	1:24.607	57.4	3:23.653				
2	1	2:51.474	40.502	48.134	1:22.838	97.4	6:15.127				
3	1	2:36.302	38.691	48.821	1:08.790	115.8	8:51.429				
4	1	2:45.454	38.178	52.763	1:14.513	113.4	11:36.883				
5	1	2:36.048	34.173	47.717	1:14.158	147.1	14:12.931				
6	1	2:39.465	36.336	49.092	1:14.037	127.7	16:52.396				
7	1	2:49.973	34.870	51.541	1:23.562	142.3	19:42.369				
8	1	3:44.013	35.319	51.408	2:17.286	134.8	23:26.382				
9	1	2:12:57.992	...	56.738	1:22.872	121.8	2:36:24.366				
10	1	2:57.733	43.501	54.231	1:20.001	98.1	2:39:22.099				
11	1	2:47.890	34.101	51.218	1:22.571	121.1	2:42:09.989				
12	1	2:44.596	36.630	51.656	1:16.310	115.0	2:44:54.585				
13	1	2:52.704	40.765	51.262	1:20.677	66.3	2:47:47.289				
14	1	2:49.175	40.588	50.240	1:18.347	94.9	2:50:36.464				
15	1	2:47.538	38.341	49.366	1:19.831	135.8	2:53:24.002				
16	1	3:37.086	37.670	54.911	2:04.505	123.0	2:57:01.088				

97		Aston Martin Racing					Aston Martin Vantage V8				
		1. Darren TURNER					LMGTE Pro				
		2. Stefan MÜCKE					3. Frédéric MAKOWIECKI				
1	3	3:18.527	1:01.071	53.951	1:23.505	54.3	3:18.527				
2	3	2:50.846	41.241	48.687	1:20.918	88.8	6:09.373				
3	3	2:36.476	37.608	48.891	1:09.977	122.6	8:45.849				
4	3	2:45.784	39.789	52.675	1:13.320	110.4	11:31.633				
5	3	2:35.648	33.086	50.570	1:11.992	127.4	14:07.281				
6	3	2:40.394	37.001	49.812	1:13.581	122.9	16:47.675				
7	3	2:48.404	35.290	51.275	1:21.839	116.9	19:36.079				
8	3	3:39.607	34.878	54.522	2:10.207	103.1	23:15.686				
9	3	2:13:03.373	...	57.177	1:20.990	75.1	2:36:19.051				
10	3	2:52.513	44.064	53.347	1:15.102	107.5	2:39:11.564				
11	3	2:50.377	39.075	53.845	1:17.457	128.9	2:42:01.941				
12	3	2:47.878	41.039	51.709	1:15.130	93.4	2:44:49.819				
13	3	2:48.620	40.930	51.285	1:16.405	61.1	2:47:38.439				
14	3	2:48.582	41.060	51.841	1:15.681	75.1	2:50:27.021				
15	3	2:49.753	39.782	52.755	1:17.216	77.8	2:53:16.774				
16	3	3:27.903	39.641	51.264	1:56.998	109.1	2:56:44.677				

95		Aston Martin Racing					Aston Martin Vantage V8				
		1. Christoffer NYGAARD					LMGTE Am				
		2. Kristian POULSEN					3. Bruno SENNA				
1	3	3:25.023	1:06.905	53.014	1:25.104	51.1	3:25.023				
2	3	2:52.145	40.228	48.381	1:23.536	87.6	6:17.168				
3	3	2:35.890	38.195	48.583	1:09.112	105.0	8:53.058				
4	3	2:45.010	38.255	52.239	1:14.516	109.3	11:38.068				
5	3	2:35.926	34.410	47.366	1:14.150	119.2	14:13.994				
6	3	2:39.659	36.096	49.319	1:14.244	135.3	16:53.653				
7	3	2:49.877	34.582	51.775	1:23.520	127.8	19:43.530				
8	3	3:46.009	34.794	52.331	2:18.884	152.3	23:29.539				
9	3	2:12:56.025	...	55.823	1:23.009	120.3	2:36:25.556				
10	3	2:58.101	43.595	53.914	1:20.592	90.9	2:39:23.657				
11	3	2:48.046	33.807	51.181	1:23.058	141.4	2:42:11.703				
12	3	2:44.678	35.950	51.562	1:17.166	145.2	2:44:56.381				
13	3	2:52.031	40.780	50.503	1:20.748	100.0	2:47:48.412				
14	3	2:49.359	41.249	49.864	1:18.246	92.2	2:50:37.771				
15	3	2:47.550	37.931	50.198	1:19.421	112.6	2:53:25.321				
16	3	3:38.124	37.644	54.837	2:05.643	153.0	2:57:03.445				

99		Aston Martin Racing					Aston Martin Vantage V8				
		1. Pedro LAMY					LMGTE Pro				
		2. Richie STANAWAY									
1	2	6:38.728	4:26.908	44.880	1:26.940	107.4	6:38.728				
2	2	2:32.061	33.812	50.711	1:07.538	144.6	9:10.789				
3	2	2:39.020	36.711	50.059	1:12.250	116.5	11:49.809				
4	2	2:36.194	40.257	49.367	1:06.570	111.6	14:26.003				
5	2	2:37.652	39.069	49.021	1:09.562	105.1	17:03.655				
6	2	2:55.897	38.077	49.108	1:28.712	129.7	19:59.552				
7	2	3:57.745	36.092	45.342	2:36.311	140.3	23:57.297				
8	2	2:12:37.111	...	49.495	1:21.832	110.1	2:36:34.400				
9	2	3:00.159	42.027	54.872	1:23.260	94.9	2:39:34.559				
10	2	2:47.327	33.196	48.666	1:25.465	132.4	2:42:21.886				
11	2	2:58.527	1:06.073	47.226	1:05.228	121.6	2:45:20.413				
12	2	2:44.554	36.780	48.467	1:19.307	118.2	2:48:04.967				
13	2	2:46.296	39.730	50.118	1:16.448	105.2	2:50:51.263				
14	2	2:46.394	41.928	49.368	1:15.098	107.1	2:53:37.657				
15	2	4:02.658	44.226	51.021	2:27.411	108.5	2:57:40.315				

96		Aston Martin Racing					Aston Martin Vantage V8				
		1. Stuart HALL					LMGTE Am				
		2. Jamie CAMPBELL-WALTER					3. Jonathan ADAM				
1	2	3:27.048	1:08.755	52.240	1:26.053	52.1	3:27.048				
2	2	2:53.115	39.773	48.138	1:25.204	104.4	6:20.163				
3	2	2:35.161	36.382	51.271	1:07.508	121.2	8:55.324				
4	2	2:44.217	38.431	52.323	1:13.463	115.6	11:39.541				
5	2	2:36.171	35.293	47.681	1:13.197	132.2	14:15.712				
6	2	2:39.885	36.526	48.994	1:14.365	125.3	16:55.597				
7	2	2:49.787	35.149	51.011	1:23.627	134.8	19:45.384				
8	2	3:47.988	35.701	50.951	2:21.336	142.7	23:33.372				
9	2	2:12:53.353	...	55.116	1:22.810	123.7	2:36:26.717				
10	2	2:59.149	43.846	53.689	1:21.614	83.9	2:39:25.866				
11	2	2:48.056	34.000	50.553	1:23.503	124.1	2:42:13.922				
12	2	2:43.799	35.447	51.664	1:16.688	131.7	2:44:57.721				