

# FIA WEC

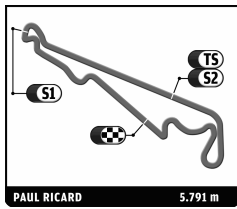
## THE PROLOGUE - PAUL RICARD

### Friday Night Session

### Sector Analysis

■ Personal Best   
 ■ Session Best   
 ■ Crossing the finish line in pit lane

Lap	D	Time	Sector 1	Sector 2	Sector 3	T. Spd	Elapsed	Lap	D	Time	Sector 1	Sector 2	Sector 3	T. Spd	Elapsed
<b>1 Audi Sport Team Joest</b> Audi R18 e-tron quattro 1. Lucas DI GRASSI 3. Tom KRISTENSEN LMP1 - H 2. Loic DUVAL								4	1	1:47.477	33.612	26.937	46.928	318.6	8:54.004
1	1	45:51.769	...	27.945	53.081	291.1	45:51.769	5	1	1:55.548 <b>B</b>	32.742	26.588	56.218	317.6	10:49.552
2	1	1:49.537	32.617	28.101	48.819	286.5	47:41.306	6	1	6:46.908	5:33.853	26.486	46.569	316.7	17:36.460
3	1	1:59.194 <b>B</b>	33.047	27.680	58.467	289.5	49:40.500	7	1	1:44.133	31.643	26.642	45.848	314.0	19:20.593
								8	1	1:45.773	32.327	26.617	46.829	314.0	21:06.366
								9	1	1:44.925	31.987	26.710	46.228	312.1	22:51.291
								10	1	1:46.402	32.018	26.666	47.718	314.0	24:37.693
								11	1	1:46.903	33.033	27.106	46.764	314.0	26:24.596
								12	1	1:54.444 <b>B</b>	32.223	26.522	55.699	313.0	28:19.040
								13	3	3:33.610	2:18.384	26.765	48.461	315.8	31:52.650
								14	3	1:45.938	32.090	26.605	47.243	312.1	33:38.588
								15	3	1:45.972	32.729	26.446	46.797	317.6	35:24.560
								16	3	1:45.310	32.301	26.316	46.693	319.5	37:09.870
								17	3	1:46.094	32.432	26.245	47.417	322.4	38:55.964
								18	3	1:44.798	32.224	26.355	46.219	321.4	40:40.762
								19	3	1:55.855 <b>B</b>	32.919	26.250	56.686	313.0	42:36.617
								20	3	11:17.296	...	26.866	46.450	318.6	53:53.913
								21	3	1:44.035	31.674	26.412	45.949	319.5	55:37.948
								22	3	1:45.045	32.273	26.371	46.401	318.6	57:22.993
								23	3	1:44.503	31.936	26.301	46.266	319.5	59:07.496
								24	3	1:46.326	31.959	26.275	48.092	320.5	1:00:53.822
								25	3	1:46.064	32.388	26.408	47.268	321.4	1:02:39.886
								26	3	1:46.688	33.153	27.107	46.428	322.4	1:04:26.574
								27	3	1:44.406	31.908	26.372	46.126	319.5	1:06:10.980
								28	3	1:47.333	32.424	26.469	48.440	319.5	1:07:58.313
								29	3	1:44.774	31.914	26.462	46.398	318.6	1:09:43.087
								30	3	1:44.553	31.878	26.464	46.211	317.6	1:11:27.640
								31	3	1:55.877 <b>B</b>	32.381	26.868	56.628	315.8	1:13:23.517
								32	2	7:31.903	6:17.931	26.362	47.610	318.6	1:20:55.420
								33	2	1:46.240	32.766	26.606	46.868	316.7	1:22:41.660
								34	2	1:46.202	32.550	26.493	47.159	321.4	1:24:27.862
								35	2	1:47.083	33.371	26.430	47.282	319.5	1:26:14.945
								36	2	1:45.908	32.816	26.489	46.603	319.5	1:28:00.853
								37	2	1:45.893	32.416	26.779	46.698	316.7	1:29:46.746
								38	2	1:45.287	32.342	26.405	46.540	318.6	1:31:32.033
								39	2	1:56.259 <b>B</b>	32.492	26.786	56.981	318.6	1:33:28.292
								40	2	7:34.774	6:21.721	26.732	46.321	292.7	1:41:03.066
								41	2	1:42.841	31.488	26.185	45.168	319.5	1:42:45.907
								42	2	1:43.082	31.797	26.092	45.193	320.5	1:44:28.989
								43	2	1:46.035	31.734	26.328	47.973	321.4	1:46:15.024
								44	2	1:45.088	31.924	26.271	46.893	320.5	1:48:00.112
								45	2	1:43.917	31.845	26.242	45.830	321.4	1:49:44.029
								46	2	1:44.846	31.783	26.140	46.923	324.3	1:51:28.875
								47	2	1:44.801	31.644	26.334	46.823	320.5	1:53:13.676
								48	2	1:43.837	31.798	26.205	45.834	321.4	1:54:57.513
								49	2	1:45.947	33.653	26.205	46.089	321.4	1:56:43.460
								50	2	1:43.961	31.621	26.544	45.796	319.5	1:58:27.421
								51	2	1:43.331	31.608	26.147	45.576	320.5	2:00:10.752
<b>7 Toyota Racing</b> Toyota TS 040 - Hybrid 1. Alexander WURZ 3. Kazuki NAKAJIMA LMP1 - H 2. Stéphane SARRAZIN								<b>8 Toyota Racing</b> Toyota TS 040 - Hybrid 1. Anthony DAVIDSON 3. Sébastien BUEMI LMP1 - H 2. Nicolas LAPIERRE							
1	1	3:32.215	2:16.821	26.944	48.450	314.9	3:32.215	1	1	2:11.377	56.744	27.643	46.990	292.7	2:11.377
2	1	1:47.628	33.356	26.719	47.553	315.8	5:19.843	2	1	1:45.673	32.263	27.481	45.929	295.1	3:57.050
3	1	1:46.684	33.069	26.718	46.897	316.7	7:06.527	3	1	1:46.980	32.396	27.404	47.180	295.9	5:44.030
								4	1	1:45.059	31.878	27.451	45.730	295.1	7:29.089
								5	1	1:44.897	31.917	27.420	45.560	293.5	9:13.986
								6	1	1:45.716	32.295	27.557	45.864	294.3	10:59.702



# FIA WEC

## THE PROLOGUE - PAUL RICARD

### Friday Night Session

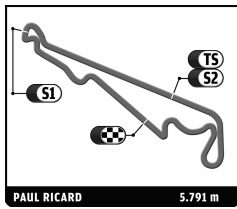
### Sector Analysis

■ Personal Best   
 ■ Session Best   
 ■ Crossing the finish line in pit lane

Lap	D	Time	Sector 1	Sector 2	Sector 3	T. Spd	Elapsed	Lap	D	Time	Sector 1	Sector 2	Sector 3	T. Spd	Elapsed
7	1	1:54.690B	31.973	27.417	55.300	294.3	12:54.392	10	3	1:44.892	31.659	26.086	47.147	305.9	23:21.266
8	1	6:06.784	4:53.435	27.437	45.912	291.9	19:01.176	11	3	1:44.446	31.608	26.085	46.753	306.8	25:05.712
9	1	1:45.533	32.078	27.561	45.894	291.9	20:46.709	12	3	1:46.578	33.561	25.985	47.032	305.9	26:52.290
10	1	1:46.599	32.844	27.692	46.063	292.7	22:33.308	13	3	1:45.790	31.835	26.996	46.959	302.5	28:38.080
11	1	1:45.520	32.135	27.526	45.859	292.7	24:18.828	14	3	1:44.310	31.630	25.893	46.787	307.7	30:22.390
12	1	1:45.402	32.005	27.570	45.827	292.7	26:04.230	15	3	1:44.541	31.713	26.074	46.754	306.8	32:06.931
13	1	1:54.592B	32.004	27.487	55.101	291.9	27:58.822	16	3	3:01.787B	32.400	26.039	2:03.348	307.7	35:08.718
14	1	9:26.848	8:13.654	27.297	45.897	296.7	37:25.670	17	2	2:10.788	50.024	25.931	54.833	293.5	37:19.506
15	1	1:43.845	<span style="color: green;">31.383</span>	<span style="color: green;">27.372</span>	<span style="color: green;">45.090</span>	295.1	39:09.515	18	2	<span style="color: green;">1:42.426</span>	<span style="color: green;">30.996</span>	<span style="color: green;">25.671</span>	<span style="color: green;">45.759</span>	308.6	39:01.932
16	1	1:43.849	31.401	27.276	45.172	294.3	40:53.364	19	2	1:44.796	31.785	26.419	46.592	308.6	40:46.728
17	1	1:45.454	32.249	27.287	45.918	296.7	42:38.818	20	2	1:45.439	31.157	25.551	48.731	311.2	42:32.167
18	1	1:44.510	31.643	27.377	45.490	295.1	44:23.328	21	2	1:43.016	31.195	<span style="color: green;">25.404</span>	46.417	313.0	44:15.183
19	1	1:46.933	33.506	27.445	45.982	295.9	46:10.261	22	2	1:43.456	31.182	25.990	46.284	309.5	45:58.639
20	1	1:54.265B	31.635	27.280	55.350	295.1	48:04.526	23	2	1:43.517	31.627	25.599	46.291	310.3	47:42.156
21	3	6:47.639	5:31.237	27.370	49.032	299.2	54:52.165	24	2	5:02.183B	31.389	25.590	4:05.204	311.2	52:44.339
22	3	1:49.128	33.329	28.764	47.035	295.1	56:41.293	25	2	2:02.708	48.600	25.854	48.254	311.2	54:47.047
23	3	1:45.890	32.057	27.379	46.454	295.1	58:27.183	26	2	1:44.384	31.571	25.863	46.950	303.4	56:31.431
24	3	1:45.788	32.073	27.348	46.367	295.1	1:00:12.971	27	2	1:48.044	31.556	25.848	50.640	305.9	58:19.475
25	3	1:46.571	31.940	26.976	47.655	300.8	1:01:59.542	28	2	1:44.120	31.508	25.947	46.665	305.9	1:00:03.595
26	3	1:46.393	31.941	26.860	47.592	302.5	1:03:45.935	29	2	1:44.232	31.492	26.052	46.688	309.5	1:01:47.827
27	3	1:45.290	32.174	26.974	46.142	300.0	1:05:31.225	30	2	1:44.170	31.712	26.004	46.454	304.2	1:03:31.997
28	3	1:45.359	32.005	26.938	46.416	300.8	1:07:16.584	31	2	1:44.446	31.821	25.859	46.766	306.8	1:05:16.443
29	3	1:45.715	31.919	26.923	46.873	301.7	1:09:02.299	32	2	6:59.961B	31.740	25.901	6:02.320	307.7	1:12:16.404
30	3	1:55.660B	33.479	27.056	55.125	300.8	1:10:57.959	33	2	2:06.206	50.207	25.996	50.003	303.4	1:14:22.610
31	3	9:33.909	8:19.406	27.495	47.008	300.8	1:20:31.868	34	2	1:43.571	31.670	25.630	46.271	305.9	1:16:06.181
32	3	<span style="color: green;">1:43.700</span>	31.396	26.985	45.319	298.3	1:22:15.568	35	2	1:43.269	31.188	25.806	46.275	306.8	1:17:49.450
33	3	1:44.605	31.578	26.960	46.067	300.0	1:24:00.173	36	2	1:43.649	31.396	25.889	46.364	307.7	1:19:33.099
34	3	1:43.812	31.515	27.058	45.239	299.2	1:25:43.985	37	2	1:46.446	31.436	25.886	49.124	301.7	1:21:19.545
35	3	1:45.271	31.942	27.010	46.319	300.0	1:27:29.256	38	2	1:43.907	31.488	25.927	46.492	307.7	1:23:03.452
36	3	1:43.824	31.460	27.026	45.338	298.3	1:29:13.080	39	2	5:04.920B	31.442	26.013	4:07.465	305.1	1:28:08.372
37	3	1:51.020	32.272	27.378	51.370	299.2	1:31:04.100	40	2	2:03.708	49.168	25.888	48.652	308.6	1:30:12.080
38	3	1:44.692	31.471	26.975	46.246	300.8	1:32:48.792	41	2	1:44.146	31.780	25.817	46.549	306.8	1:31:56.226
39	3	1:43.855	31.411	26.956	45.488	297.5	1:34:32.647	42	2	1:43.880	31.836	25.692	46.352	308.6	1:33:40.106
40	3	1:55.274B	32.000	27.040	56.234	302.5	1:36:27.921	43	2	1:44.002	31.580	25.683	46.739	310.3	1:35:24.108
41	2	6:20.320	5:05.832	27.330	47.158	300.8	1:42:48.241	44	2	1:43.483	31.626	25.799	46.058	306.8	1:37:07.591
42	2	1:45.878	32.442	27.135	46.301	299.2	1:44:34.119	45	2	1:43.480	31.554	25.735	46.191	305.9	1:38:51.071
43	2	1:45.094	31.871	27.164	46.059	299.2	1:46:19.213	46	2	1:43.329	31.453	25.692	46.184	306.8	1:40:34.400
44	2	1:45.276	31.997	27.097	46.182	299.2	1:48:04.489	47	2	1:44.370	32.137	25.741	46.492	308.6	1:42:18.770
45	2	1:46.546	32.077	27.101	47.368	300.0	1:49:51.035	48	2	1:43.563	31.473	25.779	46.311	308.6	1:44:02.333
46	2	1:45.168	31.850	27.089	46.229	300.8	1:51:36.203	49	2	1:44.050	31.842	25.756	46.452	308.6	1:45:46.383
47	2	1:44.799	31.791	27.161	45.847	299.2	1:53:21.002	50	2	1:43.570	31.534	25.843	46.193	309.5	1:47:29.953
48	2	1:44.663	31.773	26.951	45.939	298.3	1:55:05.665	51	2	1:43.635	31.595	25.659	46.381	307.7	1:49:13.588
49	2	1:44.326	31.842	27.005	45.479	302.5	1:56:49.991	52	2	2:35.636B	32.046	25.730	1:37.860	312.1	1:51:49.224
50	2	1:44.004	31.672	26.943	45.389	300.0	1:58:33.995	53	1	2:08.607	50.086	26.328	52.193	312.1	1:53:57.831
51	2	1:44.408	31.689	<span style="color: green;">26.828</span>	45.891	302.5	2:00:18.403	54	1	2:18.603	32.438	55.967	50.198	225.0	1:56:16.434

<b>14</b>	<b>Porsche Team</b>		Porsche 919 Hybrid				
	1. Romain DUMAS	3. Marc LIEB	LMP1 - H				
	2. Neel JANI						
1	3	3:10.893	1:56.037	26.595	48.261	314.9	3:10.893
2	3	1:45.496	32.197	26.260	47.039	306.8	4:56.389
3	3	1:43.466	31.317	25.938	46.211	304.2	6:39.855
4	3	1:43.820	31.515	26.015	46.290	308.6	8:23.675
5	3	1:43.914	31.450	26.007	46.457	304.2	10:07.589
6	3	1:43.960	31.618	26.088	46.254	307.7	11:51.549
7	3	1:44.476	31.708	26.171	46.597	302.5	13:36.025
8	3	5:57.010B	31.536	26.142	4:59.332	307.7	19:33.035
9	3	2:03.339	49.600	26.167	47.572	305.1	21:36.374

<b>20</b>	<b>Porsche Team</b>		Porsche 919 Hybrid				
	1. Timo BERNHARD	3. Brendon HARTLEY	LMP1 - H				
	2. Mark WEBBER						
1	3	4:38.343	3:23.299	26.984	48.060	310.3	4:38.343
2	3	1:42.037	31.403	25.246	45.388	315.8	6:20.380
3	3	<span style="color: purple;">1:41.289</span>	<span style="color: purple;">30.908</span>	<span style="color: green;">25.197</span>	<span style="color: green;">45.184</span>	317.6	8:01.669
4	3	1:41.636	31.030	<span style="color: purple;">25.183</span>	45.423	316.7	9:43.305
5	3	1:41.926	31.020	25.272	45.634	315.8	11:25.231
6	3	1:43.363	31.398	25.479	46.486	312.1	13:08.594



# FIA WEC

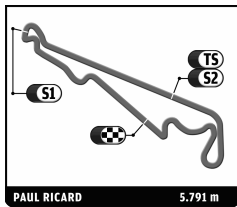
## THE PROLOGUE - PAUL RICARD

### Friday Night Session

### Sector Analysis

■ Personal Best    
 ■ Session Best    
 ■ Crossing the finish line in pit lane

Lap	D	Time	Sector 1	Sector 2	Sector 3	T. Spd	Elapsed	Lap	D	Time	Sector 1	Sector 2	Sector 3	T. Spd	Elapsed							
7	3	1:42.285	31.324	25.324	45.637	313.0	14:50.879	6	1	1:57.319 <b>B</b>	32.970	28.968	55.381	271.4	13:10.622							
8	3	1:42.603	31.387	25.310	45.906	315.8	16:33.482	7	1	4:45.558	3:28.651	28.993	47.914	270.0	17:56.180							
9	3	8:42.776 <b>B</b>	31.772	25.485	7:45.519	313.0	25:16.258	8	1	1:49.746	33.007	28.963	47.776	270.7	19:45.926							
10	3	2:03.399	50.066	25.747	47.586	315.8	27:19.657	9	1	1:50.096	33.210	28.987	47.899	270.7	21:36.022							
11	3	1:45.889	31.932	25.675	48.282	314.0	29:05.546	10	1	1:58.453 <b>B</b>	33.474	28.981	55.998	270.7	23:34.475							
12	3	1:44.678	31.862	25.534	47.282	315.8	30:50.224	11	1	3:39.881	2:20.137	28.885	50.859	271.4	27:14.356							
13	3	1:43.984	31.819	25.508	46.657	317.6	32:34.208	12	1	2:03.524 <b>B</b>	33.467	29.078	1:00.979	270.7	29:17.880							
14	3	1:44.349	31.655	25.551	47.143	311.2	34:18.557	<div style="border: 1px solid black; padding: 5px;"> <b>26</b> <b>G-Drive Racing</b> <span style="float: right;">Morgan - Nissan</span>            1.Roman RUSINOV <span style="float: right;">3.Julien CANAL</span>            2.Olivier PLA <span style="float: right;">LMP2</span> </div>							1	3	45:53.119	...	29.559	51.482	274.1	45:53.119
15	3	1:43.533	31.546	25.440	46.547	321.4	36:02.090								2	3	1:54.079	34.700	29.342	50.037	274.8	47:47.198
16	3	1:43.649	31.812	25.465	46.372	317.6	37:45.739	3	3	1:53.722	34.234	29.508	49.980	274.1	49:40.920							
17	3	1:43.709	31.736	25.441	46.532	320.5	39:29.448	4	3	1:55.509	34.199	29.220	52.090	274.1	51:36.429							
18	3	4:04.625 <b>B</b>	32.011	25.529	3:07.085	314.9	43:34.073	5	3	1:53.347	34.376	29.243	49.728	275.5	53:29.776							
19	2	2:07.175	52.755	26.201	48.219	314.0	45:41.248	6	3	1:52.725	34.004	29.138	49.583	274.8	55:22.501							
20	2	1:45.240	32.327	25.722	47.191	313.0	47:26.488	7	3	2:05.407 <b>B</b>	34.517	29.450	1:01.440	276.9	57:27.908							
21	2	1:44.586	31.950	25.609	47.027	314.9	49:11.074	8	1	8:09.674	6:45.986	31.358	52.330	274.1	1:05:37.582							
22	2	1:44.256	31.807	25.522	46.927	316.7	50:55.330	9	1	1:54.451	34.296	29.392	50.763	274.1	1:07:32.033							
23	2	1:48.775	32.145	26.652	49.978	319.5	52:44.105	10	1	1:53.842	34.263	29.125	50.454	273.4	1:09:25.875							
24	2	1:45.573	32.085	25.702	47.786	314.9	54:29.678	11	1	1:53.305	34.122	29.126	50.057	275.5	1:11:19.180							
25	2	1:45.522	32.054	25.460	48.008	314.9	56:15.200	12	1	1:52.641	34.056	29.039	49.546	274.1	1:13:11.821							
26	2	1:46.129	31.935	25.468	48.726	318.6	58:01.329	13	1	1:51.212	32.169	29.166	49.877	277.6	1:15:03.033							
27	2	6:58.504 <b>B</b>	31.879	25.454	6:01.171	316.7	1:04:59.833	14	1	2:01.822 <b>B</b>	34.885	29.075	57.862	275.5	1:17:04.855							
28	2	2:09.356	53.379	26.623	49.354	313.0	1:07:09.189	15	3	32:49.731	...	30.653	57.049	226.9	1:49:54.586							
29	2	1:42.402	31.314	25.534	45.554	309.5	1:08:51.591	16	3	1:55.095	34.855	29.490	50.750	270.0	1:51:49.681							
30	2	1:49.254	33.329	26.411	49.514	315.8	1:10:40.845	17	3	1:54.227	34.650	29.459	50.118	270.0	1:53:43.908							
31	2	1:44.678	32.532	25.534	46.612	309.5	1:12:25.523	18	3	1:53.381	34.191	29.411	49.779	273.4	1:55:37.289							
32	2	1:43.040	31.169	25.309	46.562	311.2	1:14:08.563	19	3	1:53.410	34.277	29.395	49.738	270.0	1:57:30.699							
33	2	1:42.964	31.108	25.385	46.471	309.5	1:15:51.527	20	3	1:52.800	34.063	29.340	49.397	270.7	1:59:23.499							
34	2	1:43.943	31.475	25.382	47.086	315.8	1:17:35.470	21	3	2:02.366 <b>B</b>	34.262	29.302	58.802	270.7	2:01:25.865							
35	2	1:43.764	31.815	25.426	46.523	313.0	1:19:19.234	<div style="border: 1px solid black; padding: 5px;"> <b>27</b> <b>SMP Racing</b> <span style="float: right;">Oreca 03 - Nissan</span>            1.Sergey ZLOBIN <span style="float: right;">3.Maurizio MEDIANI</span>            2.Nicolas MINASSIAN <span style="float: right;">LMP2</span> </div>							1	2	17:20.481	...	30.739	51.692	267.3	17:20.481
36	2	2:21.830 <b>B</b>	31.418	25.349	1:25.063	313.0	1:21:41.064								2	2	1:50.262	33.605	29.022	47.635	270.7	19:10.743
37	2	2:04.198	50.386	25.881	47.931	309.5	1:23:45.262	3	2	1:49.853	33.151	28.925	47.777	270.0	21:00.596							
38	2	1:44.785	32.084	25.626	47.075	309.5	1:25:30.047	4	2	1:55.035	33.329	29.019	52.687	271.4	22:55.631							
39	2	1:43.781	31.523	25.630	46.628	313.0	1:27:13.828	5	2	6:45.701 <b>B</b>	33.467	28.910	5:43.324	271.4	29:41.332							
40	2	1:43.861	31.701	25.525	46.635	314.0	1:28:57.689	6	2	2:15.897	52.859	29.862	53.176	271.4	31:57.229							
41	2	1:44.424	31.776	25.610	47.038	319.5	1:30:42.113	7	2	1:50.962	33.687	29.171	48.104	269.3	33:48.191							
42	2	1:44.059	31.740	25.544	46.775	314.9	1:32:26.172	8	2	1:50.051	33.249	29.013	47.789	270.0	35:38.242							
43	2	1:43.590	31.515	25.604	46.471	314.0	1:34:09.762	9	2	1:55.814	33.618	29.030	53.166	271.4	37:34.056							
44	2	1:43.837	31.525	25.326	46.986	314.0	1:35:53.599	10	2	1:50.589	33.341	29.005	48.243	270.7	39:24.645							
45	2	1:43.963	31.699	25.566	46.698	312.1	1:37:37.562	11	2	8:31.828 <b>B</b>	33.047	28.960	7:29.821	270.0	47:56.473							
46	2	5:00.935 <b>B</b>	31.758	25.556	4:03.621	315.8	1:42:38.497	12	1	2:16.588	52.368	30.209	54.011	268.7	50:13.061							
47	2	2:05.039	50.809	26.120	48.110	309.5	1:44:43.536	13	1	1:58.648	36.135	30.135	52.378	270.7	52:11.709							
48	2	1:46.868	31.954	25.589	49.325	311.2	1:46:30.404	14	1	1:58.929	36.050	30.259	52.620	268.7	54:10.638							
49	2	1:44.970	32.275	25.629	47.066	316.7	1:48:15.374	15	1	1:56.584	35.777	29.914	50.893	269.3	56:07.222							
50	2	1:44.604	31.701	25.842	47.061	310.3	1:49:59.978	16	1	1:57.767	35.166	29.594	53.007	268.7	58:04.989							
51	2	1:45.826	32.623	26.163	47.040	311.2	1:51:45.804	17	1	2:00.191	35.617	29.506	55.068	270.0	1:00:05.180							
52	2	2:41.927 <b>B</b>	31.566	25.568	1:44.793	314.0	1:54:27.731	18	1	2:00.598	35.466	29.734	55.398	270.7	1:02:05.778							
53	2	2:01.988	49.021	25.747	47.220	314.9	1:56:29.719	19	1	1:59.222	35.657	29.827	53.738	270.0	1:04:05.000							
54	2	2:12.062 <b>B</b>	31.544	25.438	1:15.080	316.7	1:58:41.781	20	1	1:57.541	35.824	29.618	52.099	270.7	1:06:02.541							
55	2	2:01.833	48.901	25.819	47.113	308.6	2:00:43.614	21	1	2:00.732	36.003	30.114	54.615	270.0	1:08:03.273							
<div style="border: 1px solid black; padding: 5px;"> <b>23</b> <b>Millennium Racing</b> <span style="float: right;">Oreca 03 - Nissan</span>            1.Shinji NAKANO <span style="float: right;">LMP2</span> </div>								22	1	1:59.296	36.535	29.735	53.026	271.4	1:10:02.569							
								23	1	1:49.246	32.826	28.916	47.504	272.0	11:13.303							



# FIA WEC

## THE PROLOGUE - PAUL RICARD

### Friday Night Session

### Sector Analysis

■ Personal Best   
 ■ Session Best   
 ■ Crossing the finish line in pit lane

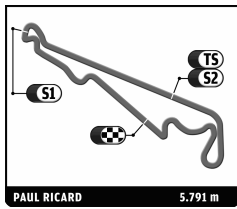
Lap	D	Time	Sector 1	Sector 2	Sector 3	T. Spd	Elapsed	Lap	D	Time	Sector 1	Sector 2	Sector 3	T. Spd	Elapsed
24	1	2:15.838	53.147	30.544	52.147	269.3	1:18:41.023	4	2	1:59.751	36.013	30.710	53.028	268.0	40:33.146
25	1	1:55.634	35.721	29.611	50.302	270.7	1:20:36.657	5	2	1:59.745	35.916	30.628	53.201	267.3	42:32.891
26	1	1:54.689	35.105	29.338	50.246	272.0	1:22:31.346	6	2	1:59.139	35.741	30.639	52.759	269.3	44:32.030
27	1	1:55.672	35.194	29.546	50.932	270.0	1:24:27.018	7	2	1:59.106	35.766	30.576	52.764	268.0	46:31.136
28	1	1:56.585	36.275	29.588	50.722	272.0	1:26:23.603	8	2	2:02.412	37.839	30.820	53.753	269.3	48:33.548
29	1	1:54.470	35.203	29.348	49.919	270.0	1:28:18.073	9	2	1:59.670	35.781	30.855	53.034	266.7	50:33.218
30	1	1:55.343	34.874	29.424	51.045	271.4	1:30:13.416	10	2	2:08.000 <span style="color: blue;">B</span>	35.953	31.110	1:00.937	268.0	52:41.218
31	1	4:07.141 <span style="color: blue;">B</span>	36.653	30.238	3:00.250	270.7	1:34:20.557	11	1	4:00.097	2:33.800	31.406	54.891	266.7	56:41.315
32	3	2:20.329	56.362	30.562	53.405	269.3	1:36:40.886	12	1	2:00.645	36.190	30.933	53.522	266.7	58:41.960
33	3	1:55.264	35.199	29.646	50.419	269.3	1:38:36.150	13	1	2:00.742	36.239	30.927	53.576	266.7	1:00:42.702
34	3	1:54.033	34.422	29.483	50.128	271.4	1:40:30.183	14	1	2:01.595	36.232	30.858	54.505	267.3	1:02:44.297
35	3	1:53.504	34.202	29.421	49.881	270.0	1:42:23.687	15	1	2:00.937	36.116	30.823	53.998	268.0	1:04:45.234
36	3	1:53.359	34.209	29.368	49.782	270.0	1:44:17.046	16	1	2:09.288 <span style="color: blue;">B</span>	36.202	30.769	1:02.317	268.0	1:06:54.522
37	3	1:53.454	34.184	29.432	49.838	270.0	1:46:10.500	17	3	4:04.038	2:35.926	32.314	55.798	266.7	1:10:58.560
38	3	1:54.100	34.058	29.447	50.595	272.7	1:48:04.600	18	3	2:02.288	36.807	31.136	54.345	265.4	1:13:00.848
39	3	1:53.142	34.224	29.278	49.640	271.4	1:49:57.742	19	3	2:01.047	36.369	30.844	53.834	266.0	1:15:01.895

37		SMP Racing		Oreca 03 - Nissan			
		1.Kirill LADYGIN		3.Anton LADYGIN			
		2.Viktor SHAITAR		LMP2			
1	3	20:45.067	...	30.823	53.280	266.0	20:45.067
2	3	1:55.757	35.886	29.648	50.223	268.7	22:40.824
3	3	1:54.656	34.451	29.729	50.476	269.3	24:35.480
4	3	1:54.613	34.900	29.572	50.141	271.4	26:30.093
5	3	8:23.542 <span style="color: blue;">B</span>	36.652	29.929	7:16.961	268.7	34:53.635
6	3	2:12.703	52.687	29.821	50.195	268.0	37:06.338
7	3	1:52.960	33.886	29.561	49.513	271.4	38:59.298
8	3	1:53.084	33.901	29.427	49.756	270.7	40:52.382
9	3	1:53.158	34.157	29.450	49.551	272.0	42:45.540
10	3	1:54.633	34.090	29.473	51.070	272.0	44:40.173
11	3	1:52.555	33.957	29.510	49.088	270.7	46:32.728
12	3	8:28.721 <span style="color: blue;">B</span>	35.522	29.557	7:23.642	272.7	55:01.449
13	2	2:16.879	52.458	30.398	54.023	269.3	57:18.328
14	2	1:54.644	34.586	29.559	50.499	270.7	59:12.972
15	2	1:53.815	34.069	29.607	50.139	270.0	1:01:06.787
16	2	1:53.277	34.019	29.416	49.842	270.0	1:03:00.064
17	2	1:54.064	34.326	29.706	50.032	270.7	1:04:54.128
18	2	1:53.363	34.602	29.447	49.314	272.0	1:06:47.491
19	2	1:53.381	33.601	29.749	50.031	269.3	1:08:40.872
20	2	1:52.487	34.059	29.490	48.938	270.0	1:10:33.359
21	2	7:07.408 <span style="color: blue;">B</span>	33.679	29.274	6:04.455	270.0	1:17:40.767
22	1	2:12.384	52.025	29.367	50.992	270.0	1:19:53.151
23	1	1:53.940	34.075	29.292	50.573	272.0	1:21:47.091
24	1	1:55.583	34.064	29.464	52.055	270.7	1:23:42.674
25	1	1:58.353	36.036	29.790	52.527	271.4	1:25:41.027
26	1	1:55.372	36.733	29.497	49.142	272.0	1:27:36.399
27	1	6:10.082 <span style="color: blue;">B</span>	33.927	29.045	5:07.110	272.7	1:33:46.481
28	1	2:09.665	51.385	29.326	48.954	270.0	1:35:56.146
29	1	1:50.696	33.672	29.225	47.799	270.7	1:37:46.842
30	1	1:50.889	33.607	29.097	48.185	270.7	1:39:37.731
31	1	1:51.071	33.650	29.074	48.347	272.0	1:41:28.802
32	1	1:52.929	34.358	29.565	49.006	270.7	1:43:21.731

52		RAM Racing		Ferrari F458 Italia			
		1.Matt GRIFFIN		3.James ROSSITER			
		2.Alvaro PARENTE		LMGTE Pro			
1	2	34:30.759	...	33.909	55.460	261.5	34:30.759
2	2	2:02.755	36.969	30.944	54.842	266.7	36:33.514
3	2	1:59.881	36.160	30.730	52.991	267.3	38:33.395

Lap	D	Time	Sector 1	Sector 2	Sector 3	T. Spd	Elapsed	Lap	D	Time	Sector 1	Sector 2	Sector 3	T. Spd	Elapsed
4	2	1:59.751	36.013	30.710	53.028	268.0	40:33.146	4	2	1:59.751	36.013	30.710	53.028	268.0	40:33.146
5	2	1:59.745	35.916	30.628	53.201	267.3	42:32.891	5	2	1:59.745	35.916	30.628	53.201	267.3	42:32.891
6	2	1:59.139	35.741	30.639	52.759	269.3	44:32.030	6	2	1:59.139	35.741	30.639	52.759	269.3	44:32.030
7	2	1:59.106	35.766	30.576	52.764	268.0	46:31.136	7	2	1:59.106	35.766	30.576	52.764	268.0	46:31.136
8	2	2:02.412	37.839	30.820	53.753	269.3	48:33.548	8	2	2:02.412	37.839	30.820	53.753	269.3	48:33.548
9	2	1:59.670	35.781	30.855	53.034	266.7	50:33.218	9	2	1:59.670	35.781	30.855	53.034	266.7	50:33.218
10	2	2:08.000 <span style="color: blue;">B</span>	35.953	31.110	1:00.937	268.0	52:41.218	10	2	2:08.000 <span style="color: blue;">B</span>	35.953	31.110	1:00.937	268.0	52:41.218
11	1	4:00.097	2:33.800	31.406	54.891	266.7	56:41.315	11	1	4:00.097	2:33.800	31.406	54.891	266.7	56:41.315
12	1	2:00.645	36.190	30.933	53.522	266.7	58:41.960	12	1	2:00.645	36.190	30.933	53.522	266.7	58:41.960
13	1	2:00.742	36.239	30.927	53.576	266.7	1:00:42.702	13	1	2:00.742	36.239	30.927	53.576	266.7	1:00:42.702
14	1	2:01.595	36.232	30.858	54.505	267.3	1:02:44.297	14	1	2:01.595	36.232	30.858	54.505	267.3	1:02:44.297
15	1	2:00.937	36.116	30.823	53.998	268.0	1:04:45.234	15	1	2:00.937	36.116	30.823	53.998	268.0	1:04:45.234
16	1	2:09.288 <span style="color: blue;">B</span>	36.202	30.769	1:02.317	268.0	1:06:54.522	16	1	2:09.288 <span style="color: blue;">B</span>	36.202	30.769	1:02.317	268.0	1:06:54.522
17	3	4:04.038	2:35.926	32.314	55.798	266.7	1:10:58.560	17	3	4:04.038	2:35.926	32.314	55.798	266.7	1:10:58.560
18	3	2:02.288	36.807	31.136	54.345	265.4	1:13:00.848	18	3	2:02.288	36.807	31.136	54.345	265.4	1:13:00.848
19	3	2:01.047	36.369	30.844	53.834	266.0	1:15:01.895	19	3	2:01.047	36.369	30.844	53.834	266.0	1:15:01.895
20	3	2:01.332	36.565	30.763	54.004	268.7	1:17:03.227	20	3	2:01.332	36.565	30.763	54.004	268.7	1:17:03.227
21	3	2:15.772 <span style="color: blue;">B</span>	36.774	31.420	1:07.578	266.7	1:19:18.999	21	3	2:15.772 <span style="color: blue;">B</span>	36.774	31.420	1:07.578	266.7	1:19:18.999
22	3	18:50.436	...	32.950	56.979	264.1	1:38:09.435	22	3	18:50.436	...	32.950	56.979	264.1	1:38:09.435
23	3	2:14.901 <span style="color: blue;">B</span>	38.092	32.500	1:04.309	262.8	1:40:24.336	23	3	2:14.901 <span style="color: blue;">B</span>	38.092	32.500	1:04.309	262.8	1:40:24.336
24	3	11:20.646 <span style="color: blue;">B</span>	9:44.229	31.887	1:04.530	264.7	1:51:44.982	24	3	11:20.646 <span style="color: blue;">B</span>	9:44.229	31.887	1:04.530	264.7	1:51:44.982
25	1	3:10.915	1:44.788	31.395	54.732	263.4	1:54:55.897	25	1	3:10.915	1:44.788	31.395	54.732	263.4	1:54:55.897
26	1	2:13.449 <span style="color: blue;">B</span>	37.606	31.795	1:04.048	266.0	1:57:09.346	26	1	2:13.449 <span style="color: blue;">B</span>	37.606	31.795	1:04.048	266.0	1:57:09.346

53		RAM Racing		Ferrari F458 Italia			
		1.Johnny MOWLEM		3.Ben COLLINS			
		2.Mark PATTERSON		LMGTE Am			
1	1	48:36.626	...	31.555	55.512	267.3	48:36.626
2	1	2:04.953	37.796	31.210	55.947	266.0	50:41.579
3	1	2:03.241	37.212	31.230	54.799	265.4	52:44.820
4	1	2:03.047	36.938	31.216	54.893	264.7	54:47.867
5	1	2:04.053	37.488	32.116	54.449	267.3	56:51.920
6	1	2:04.114	37.872	31.346	54.896	265.4	58:56.034
7	1	2:14.242 <span style="color: blue;">B</span>	37.546	31.220	1:05.476	265.4	1:01:10.276
8	2	3:41.127	2:12.409	31.926	56.792	266.7	1:04:51.403
9	2	2:09.438	38.821	31.805	58.812	265.4	1:07:00.841
10	2	2:09.134	38.815	32.647	57.672	262.8	1:09:09.975
11							



# FIA WEC

## THE PROLOGUE - PAUL RICARD

### Friday Night Session

### Sector Analysis

								<span style="color: green;">■</span> Personal Best <span style="color: purple;">■</span> Session Best <span style="color: blue;">■</span> Crossing the finish line in pit lane															
Lap	D	Time	Sector 1	Sector 2	Sector 3	T. Spd	Elapsed	Lap	D	Time	Sector 1	Sector 2	Sector 3	T. Spd	Elapsed								
7	1	2:06.083	38.279	31.535	56.269	264.1	52:09.377	3	1	5:06.266 <b>B</b>	58.124	32.655	3:35.487	261.5	41:41.694								
8	1	2:07.517	37.923	32.940	56.654	264.1	54:16.894	4	3	2:23.423	55.559	32.186	55.678	261.5	44:05.117								
9	1	2:04.598	37.273	31.522	55.803	264.7	56:21.492	5	3	2:09.310	40.305	33.235	55.770	262.1	46:14.427								
10	1	2:05.301	37.903	31.408	55.990	266.7	58:26.793	6	3	2:04.001	37.524	31.536	54.941	262.8	48:18.428								
11	1	2:04.851	37.655	31.461	55.735	265.4	1:00:31.644	7	3	<b>2:02.814</b>	<b>37.005</b>	31.412	<b>54.397</b>	262.8	50:21.242								
12	1	2:03.888	37.366	31.336	55.186	264.7	1:02:35.532	<div style="border: 1px solid black; padding: 5px;"> <b>88</b> <b>Proton Competition</b> <span style="float: right;">Porsche 911 RSR</span>            1.Christian RIED <span style="float: right;">LMGTE Am</span>            2.Klaus BACHLER <span style="float: right;">3.Khaled AL QUBAIS</span> </div>															
13	1	2:04.361	37.282	31.955	55.124	266.7	1:04:39.893																
14	1	2:03.335	37.321	31.121	54.893	266.0	1:06:43.228																
15	1	3:38.346 <b>B</b>	37.466	31.854	2:29.026	266.0	1:10:21.574																
16	1	2:25.746	57.576	32.465	55.705	266.0	1:12:47.320																
17	1	2:02.841	36.681	31.344	54.816	264.7	1:14:50.161																
18	1	2:01.991	36.519	31.099	54.373	266.0	1:16:52.152																
19	1	<b>2:01.643</b>	36.611	30.984	<b>54.048</b>	266.0	1:18:53.795																
<div style="border: 1px solid black; padding: 5px;"> <b>71</b> <b>AF Corse</b> <span style="float: right;">Ferrari F458 Italia</span>            1.Davide RIGON <span style="float: right;">LMGTE Pro</span>            2.Gianmaria BRUNI <span style="float: right;">3.James CALADO</span> </div>																							
																1	1	24:43.023	...	32.716	57.382	262.1	24:43.023
																2	1	2:03.463	37.241	31.311	54.911	263.4	26:46.486
																3	1	2:01.928	36.715	31.367	53.846	265.4	28:48.414
																4	1	2:01.949	36.907	31.162	53.880	264.1	30:50.363
																5	1	2:01.786	36.548	31.102	54.136	265.4	32:52.149
																6	1	2:01.492	36.527	31.083	53.882	264.7	34:53.641
																7	1	3:21.156 <b>B</b>	36.350	31.015	2:13.791	265.4	38:14.797
																8	3	2:24.039	57.823	31.092	55.124	266.7	40:38.836
																9	3	2:02.353	36.893	31.110	54.350	266.0	42:41.189
																10	3	2:03.801	36.654	30.983	56.164	266.0	44:44.990
								11	3	2:01.995	36.867	30.995	54.133	265.4	46:46.985								
								12	3	2:01.974	36.726	31.057	54.191	265.4	48:48.959								
								13	3	2:01.254	36.596	30.968	53.690	266.7	50:50.213								
								14	3	2:01.504	36.677	30.838	53.989	266.7	52:51.717								
								15	3	2:02.403	36.495	30.860	55.048	268.0	54:54.120								
								16	3	2:01.345	36.612	30.902	53.831	266.7	56:55.465								
								17	3	4:35.744 <b>B</b>	37.644	30.917	3:27.183	268.0	1:01:31.209								
								18	1	2:21.720	56.169	31.565	53.986	242.2	1:03:52.929								
19	1	1:59.311	36.070	<b>30.633</b>	52.608	265.4	1:05:52.240																
20	1	<b>1:58.986</b>	<b>35.682</b>	30.727	52.577	265.4	1:07:51.226																
21	1	1:59.216	35.838	30.747	52.631	266.7	1:09:50.442																
22	1	3:20.725 <b>B</b>	35.709	30.760	2:14.256	265.4	1:13:11.167																
23	3	2:21.319	56.189	31.574	53.556	266.0	1:15:32.486																
24	3	2:00.411	36.346	30.993	53.072	263.4	1:17:32.897																
25	3	2:00.022	36.074	30.796	53.152	266.0	1:19:32.919																
26	3	1:59.434	35.843	30.852	52.739	264.7	1:21:32.353																
27	3	1:59.162	35.819	30.760	52.583	264.7	1:23:31.515																
28	3	1:59.155	35.708	30.756	52.691	265.4	1:25:30.670																
29	3	1:59.083	35.764	30.680	52.639	267.3	1:27:29.753																
30	3	1:58.989	35.813	30.716	<b>52.460</b>	266.0	1:29:28.742																
31	3	1:59.155	...	...	52.703	265.4	1:31:27.897																
32	3	1:58.998	35.733	30.656	52.609	267.3	1:33:26.895																
33	3	2:00.551	35.733	30.680	54.138	265.4	1:35:27.446																
34	3	2:01.412	35.992	30.829	54.591	265.4	1:37:28.858																
35	3	1:59.972	36.059	30.871	53.042	265.4	1:39:28.830																
36	3	1:59.216	35.771	30.663	52.782	265.4	1:41:28.046																
<div style="border: 1px solid black; padding: 5px;"> <b>81</b> <b>AF Corse</b> <span style="float: right;">Ferrari F458 Italia</span>            1.Stephen WYATT <span style="float: right;">LMGTE Am</span>            2.Michele RUGOLO <span style="float: right;">3.Sam BIRD</span> </div>																							
								1	1	27:27.109	...	34.287	1:04.911	240.0	27:27.109								
								2	1	9:08.319 <b>B</b>	48.842	37.666	7:41.811	213.4	36:35.428								
								<div style="border: 1px solid black; padding: 5px;"> <b>99</b> <b>Aston Martin Racing</b> <span style="float: right;">Aston Martin Vantage V8</span>            1.Alex MACDOWALL <span style="float: right;">LMGTE Pro</span>            2.Darryl O'YOUNG <span style="float: right;">3.Fernando REES</span> </div>															
																1	1	40:08.685	...	34.118	57.361	229.8	40:08.685
																2	1	2:05.827	38.370	31.683	55.774	261.5	42:14.512
																3	1	2:04.621	37.633	31.469	55.519	264.1	44:19.133
																4	1	2:08.087	38.320	31.514	58.253	264.1	46:27.220
																5	1	2:12.472	37.677	31.488	1:03.307	264.1	48:39.692
																6	1	2:04.654	37.472	31.246	55.936	265.4	50:44.346
																7	1	2:03.902	37.111	31.305	55.486	265.4	52:48.248
																8	1	2:17.566 <b>B</b>	37.553	31.334	1:08.679	264.1	55:05.814
																9	1	6:41.887	5:14.861	31.730	55.296	260.2	1:01:47.701
																10	1	2:06.253	38.130	31.348	56.775	264.1	1:03:53.954
																11	1	2:02.730	36.961	31.016	54.753	266.7	1:05:56.684
																12	1	2:02.437	36.851	31.046	54.540	265.4	1:07:59.121
																13	1	2:04.617	37.191	30.987	56.439	266.0	1:10:03.738
																14	1	2:03.644	36.946	30.954	55.744	265.4	1:12:07.382
																15	1	2:03.850	37.019	31.000	55.831	263.4	1:14:11.232
16	1	2:05.555	37.528	31.649	56.378	257.8	1:16:16.787																
17	1	2:02.780	36.907	31.107	54.766	262.8	1:18:19.567																
18	1	2:03.584	36.732	31.026	55.826	263.4	1:20:23.151																
19	1	2:04.600	37.076	31.389	56.135	264.1	1:22:27.751																
20	1	2:16.641 <b>B</b>	37.436	31.392	1:07.813	264.7	1:24:44.392																
21	3	6:04.257	4:35.776	31.973	56.508	260.9	1:30:48.649																
22	3	2:04.422	37.602	31.428	55.392	261.5	1:32:53.071																
23	3	2:03.288	36.987	31.165	55.136	264.7	1:34:56.359																
24	3	2:01.676	36.705	30.962	54.009	264.1	1:36:58.035																
25	3	2:01.856	36.671	30.835	54.350	265.4	1:38:59.891																
26	3	2:01.808	36.526	30.845	54.437	265.4	1:41:01.699																
27	3	2:01.606	36.873	<b>30.783</b>	53.950	266.7	1:43:03.305																
28	3	<b>2:00.607</b>	<b>36.296</b>	30.864	53.447	266.0	1:45:03.912																
29	3	2:00.685	36.490	30.824	<b>53.371</b>	265.4	1:47:04.597																
30	3	2:01.137	36.329	30.877	53.931	265.4	1:49:05.734																
31	3	2:00.924	36.494	30.821	53.609	266.7	1:51:06.658																
32	3	2:13.669 <b>B</b>	36.779	32.286	1:04.604	260.9	1:53:20.327																