

FIA WEC

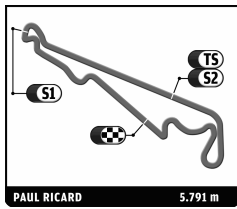
THE PROLOGUE - PAUL RICARD

Saturday Morning Session

Sector Analysis

■ Personal Best
 ■ Session Best
 ■ Crossing the finish line in pit lane

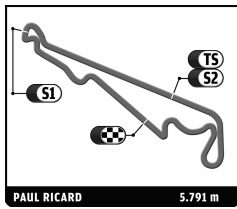
Lap	D	Time	Sector 1	Sector 2	Sector 3	T. Spd	Elapsed	Lap	D	Time	Sector 1	Sector 2	Sector 3	T. Spd	Elapsed
1 Audi Sport Team Joest Audi R18 e-tron quattro 1. Lucas DI GRASSI 3. Tom KRISTENSEN LMP1 - H 2. Loic DUVAL								4 2 1:48.164 32.323 28.320 47.521 291.1 2:08:50.222 5 2 1:45.847 32.341 27.075 46.431 287.2 2:10:36.069 6 2 1:46.182 32.391 27.074 46.717 290.3 2:12:22.251 7 2 1:46.124 32.644 27.075 46.405 283.5 2:14:08.375 8 2 1:53.863 B 31.875 26.910 55.078 288.8 2:16:02.238 9 2 18:58.499 ... 27.977 47.491 288.8 2:35:00.737 10 2 1:45.615 32.090 27.069 46.456 287.2 2:36:46.352 11 2 1:45.472 32.070 26.873 46.529 288.0 2:38:31.824 12 2 1:47.191 33.060 27.807 46.324 286.5 2:40:19.015 13 2 1:54.641 B 32.004 27.102 55.535 286.5 2:42:13.656 14 2 21:02.262 ... 28.323 47.044 286.5 3:03:15.918 15 2 1:43.974 31.506 26.750 45.718 285.0 3:04:59.892 16 2 1:44.253 31.392 26.945 45.916 289.5 3:06:44.145 17 2 1:44.129 31.511 26.822 45.796 288.0 3:08:28.274 18 2 1:54.430 B 32.113 26.988 55.329 287.2 3:10:22.704 19 2 19:04.945 ... 28.328 48.740 282.7 3:29:27.649 20 2 1:45.455 32.487 27.148 45.820 290.3 3:31:13.104 21 2 1:47.094 32.012 28.664 46.418 281.2 3:33:00.198 22 2 1:46.481 32.203 27.212 47.066 285.7 3:34:46.679 23 2 1:54.270 B 31.739 26.977 55.554 286.5 3:36:40.949							
2 Audi Sport Team Joest Audi R18 e-tron quattro 1. Marcel FÄSSLER 3. Benoit TRÉLUYER LMP1 - H 2. André LOTTERER								7 Toyota Racing Toyota TS 040 - Hybrid 1. Alexander WURZ 3. Kazuki NAKAJIMA LMP1 - H 2. Stéphane SARRAZIN							
1	3	15:12.923	...	28.447	48.050	281.2	15:12.923	1	1	1:58.379	38.922	27.499	51.958	293.5	1:58.379
2	3	1:45.987	32.101	27.532	46.354	280.5	16:58.910	2	1	1:46.764	32.602	27.551	46.611	291.9	3:45.143
3	3	1:45.226	31.968	27.367	45.891	280.5	18:44.136	3	1	1:46.282	32.231	27.261	46.790	292.7	5:31.425
4	3	1:45.727	32.205	27.487	46.035	281.2	20:29.863	4	1	1:45.524	32.210	27.112	46.202	294.3	7:16.949
5	3	1:45.800	31.997	27.478	46.325	282.7	22:15.663	5	1	1:45.854	32.584	27.225	46.045	294.3	9:02.803
6	3	1:45.530	32.162	27.502	45.866	280.5	24:01.193	6	1	1:46.128	32.153	27.461	46.514	292.7	10:48.931
7	3	1:45.295	31.864	27.404	46.027	284.2	25:46.488	7	1	1:45.693	32.110	27.173	46.410	294.3	12:34.624
8	3	1:55.982 B	32.001	27.027	56.954	288.8	27:42.470	8	1	1:55.921 B	32.326	27.173	56.422	292.7	14:30.545
9	3	28:01.409	...	27.485	47.956	288.8	55:43.879	9	1	12:42.047	...	27.284	45.989	286.5	27:12.592
10	3	1:43.373	31.357	26.864	45.152	288.8	57:27.252	10	1	1:44.613	31.429	27.447	45.737	286.5	28:57.205
11	3	1:44.165	31.088	26.909	46.168	288.8	59:11.417	11	1	1:46.573	32.437	27.554	46.582	287.2	30:43.778
12	3	1:45.093	31.436	27.400	46.257	285.0	1:00:56.510	12	1	1:44.808	31.599	27.273	45.936	288.8	32:28.586
13	3	1:45.859	32.936	27.091	45.832	288.8	1:02:42.369	13	1	1:45.352	31.843	27.333	46.176	290.3	34:13.938
14	3	1:45.372	32.723	27.159	45.490	285.7	1:04:27.741	14	1	1:45.747	31.920	27.330	46.497	289.5	35:59.685
15	3	1:44.754	31.999	26.899	45.856	289.5	1:06:12.495	15	1	1:46.118	32.879	27.165	46.074	291.9	37:45.803
16	3	1:54.544 B	31.707	26.703	56.134	291.9	1:08:07.039	16	1	1:45.284	32.181	26.969	46.134	291.9	39:31.087
17	3	24:10.920	...	29.475	54.718	244.9	1:32:17.959	17	1	1:44.984	31.830	27.309	45.845	289.5	41:16.071
18	3	1:43.629	31.193	26.856	45.580	288.0	1:34:01.588	18	1	1:45.894	32.601	27.245	46.048	291.9	43:01.965
19	3	1:43.136	31.221	26.788	45.127	288.0	1:35:44.724	19	1	1:45.333	31.888	27.166	46.279	291.9	44:47.298
20	3	1:43.017	30.901	26.550	45.566	291.1	1:37:27.741	20	1	1:56.675 B	32.539	27.493	56.643	291.1	46:43.973
21	3	1:53.174 B	31.151	26.726	55.297	288.8	1:39:20.915	21	1	12:14.185	...	27.168	46.951	291.9	58:58.158
22	2	3:47.492	2:18.657	27.454	1:01.381	295.1	1:43:08.407	22	1	1:45.592	32.052	27.224	46.316	291.1	1:00:43.750
23	2	1:47.482	32.354	27.210	47.918	288.0	1:44:55.889	23	1	1:45.107	31.777	27.321	46.009	292.7	1:02:28.857
24	2	1:44.175	31.492	27.078	45.605	287.2	1:46:40.064	24	1	1:45.271	32.248	27.383	45.640	291.1	1:04:14.128
25	2	1:44.584	31.966	26.962	45.656	291.1	1:48:24.648	25	1	1:45.161	32.130	27.075	45.956	291.9	1:05:59.289
26	2	1:45.203	31.555	26.906	46.742	284.2	1:50:09.851	26	1	1:47.829	31.894	27.628	48.307	292.7	1:07:47.118
27	2	1:53.461 B	31.555	26.943	54.963	287.2	1:52:03.312	27	1	1:45.494	31.982	27.353	46.159	293.5	1:09:32.612
28	1	3:29.771	2:12.654	27.519	49.598	286.5	1:55:33.083	28	1	1:55.219 B	31.973	27.180	56.066	292.7	1:11:27.831
29	1	1:48.782	32.568	26.940	49.274	286.5	1:57:21.865	29	1	9:29.672	8:15.486	27.104	47.082	292.7	1:20:57.503
30	1	1:45.482	32.067	26.868	46.547	284.2	1:59:07.347	30	1	1:45.596	31.909	27.197	46.490	291.9	1:22:43.099
31	1	1:44.139	31.710	26.811	45.618	288.8	2:00:51.486	31	1	1:45.995	31.836	27.129	47.030	291.1	1:24:29.094
32	1	1:44.937	31.795	27.219	45.923	291.1	2:02:36.423	32	1	1:44.521	31.624	26.942	45.955	294.3	1:26:13.615
33	1	1:55.234 B	32.065	27.156	56.013	291.9	2:04:31.657	33	1	1:45.231	31.901	26.996	46.334	289.5	1:27:58.846
34	1	44:12.129	...	27.536	46.150	285.7	2:48:43.786	34	1	1:46.875	32.093	27.749	47.033	292.7	1:29:45.721
35	1	1:46.313	32.483	26.856	46.974	287.2	2:50:30.099								
36	1	1:44.749	31.864	26.986	45.899	288.0	2:52:14.848								
37	1	1:43.786	31.482	26.666	45.638	292.7	2:53:58.634								
38	1	1:46.992	32.913	27.603	46.476	291.1	2:55:45.626								
39	1	1:45.681	32.372	27.249	46.060	286.5	2:57:31.307								
40	1	1:45.873	31.978	26.988	46.907	286.5	2:59:17.180								
41	1	1:55.326 B	32.701	26.975	55.650	292.7	3:01:12.506								
42	1	21:00.686	...	27.697	47.026	282.7	3:22:13.192								
43	1	1:46.923	33.119	27.003	46.801	282.0	3:24:00.115								
44	1	1:47.242	31.934	27.201	48.107	282.7	3:25:47.357								
45	1	1:44.916	31.778	26.980	46.158	285.0	3:27:32.273								
46	1	1:44.853	31.962	26.868	46.023	286.5	3:29:17.126								
47	1	1:45.895	32.006	26.917	46.972	287.2	3:31:03.021								
48	1	1:58.758 B	33.537	27.374	57.847	288.8	3:33:01.779								
2 Audi Sport Team Joest Audi R18 e-tron quattro 1. Marcel FÄSSLER 3. Benoit TRÉLUYER LMP1 - H 2. André LOTTERER															
1	2	2:03:29.800	...	33.496	50.265	225.5	2:03:29.800								
2	2	1:46.527	32.457	27.247	46.823	282.0	2:05:16.327								
3	2	1:45.731	31.946	27.259	46.526	287.2	2:07:02.058								



FIA WEC
THE PROLOGUE - PAUL RICARD
Saturday Morning Session

Sector Analysis

								■ Personal Best ■ Session Best ■ Crossing the finish line in pit lane							
Lap	D	Time	Sector 1	Sector 2	Sector 3	T. Spd	Elapsed	Lap	D	Time	Sector 1	Sector 2	Sector 3	T. Spd	Elapsed
35	1	1:45.481	31.866	27.574	46.041	293.5	1:31:31.202	93	2	1:46.256	32.397	27.161	46.698	291.1	3:54:32.800
36	1	1:55.204 B	31.636	26.927	56.641	290.3	1:33:26.406	94	2	1:46.086	32.347	27.193	46.546	289.5	3:56:18.886
37	1	10:03.503	8:42.950	26.983	53.570	292.7	1:43:29.909	95	2	1:46.443	32.392	27.313	46.738	288.0	3:58:05.329
38	1	1:44.321	31.415	27.077	45.829	291.1	1:45:14.230	96	2	1:47.692	33.921	27.250	46.521	286.5	3:59:53.021
39	1	1:44.069	31.555	27.236	45.278	292.7	1:46:58.299	97	2	1:45.967	32.341	27.146	46.480	289.5	4:01:38.988
40	1	1:44.320	31.970	26.921	45.429	294.3	1:48:42.619	<div style="border: 1px solid black; padding: 5px;"> 8 Toyota Racing 1. Anthony DAVIDSON 2. Nicolas LAPIERRE 3. Sébastien BUEMI Toyota TS 040 - Hybrid LMP1 - H </div>							
41	1	1:44.373	31.414	27.221	45.738	291.1	1:50:26.992								
42	1	1:44.733	31.633	27.152	45.948	291.1	1:52:11.725								
43	1	1:45.993	32.574	27.250	46.169	290.3	1:53:57.718								
44	1	1:46.157	32.511	27.278	46.368	291.1	1:55:43.875								
45	1	1:45.138	31.842	27.228	46.068	291.1	1:57:29.013								
46	1	1:45.047	31.908	27.065	46.074	291.9	1:59:14.060								
47	1	1:45.615	32.125	27.259	46.231	291.9	2:00:59.675								
48	1	1:46.583	32.402	27.438	46.743	291.1	2:02:46.258								
49	1	1:46.529	32.954	27.306	46.269	291.1	2:04:32.787								
50	1	1:46.763	32.089	27.260	47.414	292.7	2:06:19.550								
51	1	1:45.783	32.266	27.159	46.358	291.1	2:08:05.333								
52	1	1:47.384	32.085	27.153	48.146	294.3	2:09:52.717								
53	1	1:46.966	32.331	27.208	47.427	291.9	2:11:39.683								
54	1	1:47.701	32.779	28.621	46.301	290.3	2:13:27.384								
55	1	1:45.585	32.299	26.921	46.365	291.9	2:15:12.969								
56	1	1:47.966	32.519	28.103	47.344	289.5	2:17:00.935								
57	1	1:46.171	32.335	27.122	46.714	291.1	2:18:47.106								
58	1	1:45.916	32.191	27.071	46.654	290.3	2:20:33.022								
59	1	1:46.681	32.379	27.030	47.272	292.7	2:22:19.703								
60	1	1:46.109	32.253	27.039	46.817	292.7	2:24:05.812								
61	1	1:45.268	31.950	27.017	46.301	293.5	2:25:51.080								
62	1	1:46.076	32.212	27.059	46.805	291.1	2:27:37.156								
63	1	1:58.636 B	32.546	27.036	59.054	291.9	2:29:35.792								
64	2	25:49.444	...	27.141	47.906	288.8	2:55:25.236								
65	2	1:46.923	32.760	27.338	46.825	290.3	2:57:12.159								
66	2	1:47.072	32.495	27.221	47.356	287.2	2:58:59.231								
67	2	1:46.236	32.256	27.091	46.889	291.9	3:00:45.467								
68	2	1:46.378	32.239	27.066	47.073	293.5	3:02:31.845								
69	2	1:45.872	32.287	27.222	46.363	290.3	3:04:17.717								
70	2	1:45.658	32.185	27.101	46.372	290.3	3:06:03.375								
71	2	1:45.648	32.130	27.126	46.392	292.7	3:07:49.023								
72	2	1:45.645	32.256	26.982	46.407	293.5	3:09:34.668								
73	2	1:46.421	32.269	27.827	46.325	291.1	3:11:21.089								
74	2	1:56.054 B	32.334	27.200	56.520	292.7	3:13:17.143								
75	2	9:11.517	7:57.234	27.323	46.960	290.3	3:22:28.660								
76	2	1:48.985	32.119	27.242	49.624	285.7	3:24:17.645								
77	2	1:47.507	32.141	28.187	47.179	285.0	3:26:05.152								
78	2	1:48.052	32.619	28.516	46.917	286.5	3:27:53.204								
79	2	1:47.180	33.302	27.220	46.658	288.0	3:29:40.384								
80	2	1:46.501	32.607	27.192	46.702	287.2	3:31:26.885								
81	2	1:46.808	32.493	27.263	47.052	290.3	3:33:13.693								
82	2	1:48.035	32.627	27.372	48.036	290.3	3:35:01.728								
83	2	1:46.578	32.539	27.248	46.791	288.0	3:36:48.306								
84	2	1:45.878	32.062	27.114	46.702	291.1	3:38:34.184								
85	2	1:46.199	32.037	27.290	46.872	290.3	3:40:20.383								
86	2	1:46.094	31.977	27.361	46.756	288.0	3:42:06.477								
87	2	1:48.036	32.279	28.712	47.045	288.0	3:43:54.513								
88	2	1:47.245	32.608	27.616	47.021	289.5	3:45:41.758								
89	2	1:46.872	33.013	27.101	46.758	290.3	3:47:28.630								
90	2	1:45.583	31.908	27.077	46.598	291.9	3:49:14.213								
91	2	1:46.092	32.091	27.268	46.733	289.5	3:51:00.305								
92	2	1:46.239	32.141	27.361	46.737	288.0	3:52:46.544								
93	2	1:46.256	32.397	27.161	46.698	291.1	3:54:32.800								
94	2	1:46.086	32.347	27.193	46.546	289.5	3:56:18.886								
95	2	1:46.443	32.392	27.313	46.738	288.0	3:58:05.329								
96	2	1:47.692	33.921	27.250	46.521	286.5	3:59:53.021								
97	2	1:45.967	32.341	27.146	46.480	289.5	4:01:38.988								
1	3	1:53.178	37.327	27.166	48.685	308.6	1:53.178								
2	3	1:46.596	32.689	26.744	47.163	308.6	3:39.774								
3	3	1:45.703	32.562	26.537	46.604	316.7	5:25.477								
4	3	1:45.119	32.194	26.362	46.563	315.8	7:10.596								
5	3	1:44.325	31.730	26.315	46.280	316.7	8:54.921								
6	3	1:44.907	32.227	26.319	46.361	314.0	10:39.828								
7	3	1:55.861 B	32.420	26.388	57.053	316.7	12:35.689								
8	3	9:23.815	8:09.653	26.745	47.417	312.1	21:59.504								
9	3	1:46.875	33.084	26.928	46.863	309.5	23:46.379								
10	3	1:45.185	32.289	26.509	46.387	309.5	25:31.564								
11	3	1:46.181	32.314	26.469	47.398	314.0	27:17.745								
12	3	1:45.146	32.138	26.488	46.520	312.1	29:02.891								
13	3	1:45.115	32.236	26.401	46.478	312.1	30:48.006								
14	3	1:54.552 B	32.042	26.519	55.991	313.0	32:42.558								
15	3	9:02.933	7:50.229	26.933	45.771	314.0	41:45.491								
16	3	1:43.940	31.731	26.232	45.977	319.5	43:29.431								
17	3	1:43.764	31.796	26.218	45.750	320.5	45:13.195								
18	3	1:43.932	31.735	26.205	45.992	318.6	46:57.127								
19	3	1:49.571	33.672	27.348	48.551	318.6	48:46.698								
20	3	1:48.613	31.702	26.242	50.669	319.5	50:35.311								
21	3	1:44.134	31.825	26.209	46.100	319.5	52:19.445								
22	3	1:55.019 B	32.417	26.107	56.495	321.4	54:14.464								
23	3	10:56.982	9:43.923	26.382	46.677	316.7	1:05:11.446								
24	3	1:45.828	32.413	26.281	47.134	316.7	1:06:57.274								
25	3	1:45.601	32.412	26.240	46.949	317.6	1:08:42.875								
26	3	1:44.775	32.070	26.288	46.417	319.5	1:10:27.650								
27	3	1:44.772	32.074	26.250	46.448	319.5	1:12:12.422								
28	3	1:46.051	32.249	26.637	47.165	318.6	1:13:58.473								
29	3	1:55.795 B	32.346	26.387	57.062	318.6	1:15:54.268								
30	1	22:08.109	...	26.704	48.281	315.8	1:38:02.377								
31	1	1:46.262	32.621	26.420	47.221	319.5	1:39:48.639								
32	1	1:47.054	32.662	26.321	48.071	318.6	1:41:35.693								
33	1	1:46.598	32.846	26.676	47.076	318.6	1:43:22.291								
34	1	1:46.412	32.768	26.322	47.322	317.6	1:45:08.703								
35	1	1:48.035	32.327	26.528	49.180	283.5	1:46:56.738								
36	1	1:56.554 B	32.529	26.221	57.804	322.4	1:48:53.292								
37	1	17:34.958	...	26.553	48.813	314.0	2:06:28.250								
38	1	1:48.567	33.742	26.799	48.026	314.0	2:08:16.817								
39	1	1:58.821 B	32.960	26.448	59.413	318.6	2:10:15.638								
40	1	24:39.267	...	27.054	48.412	310.3	2:34:54.905								
41	1	1:46.720	32.618	26.647	47.455	310.3	2:36:41.625								
42	1	1:47.047	32.575	26.491	47.981	312.1	2:38:28.672								
43	1	1:45.673	32.293	26.556	46.824	311.2	2:40:14.345								
44	1	1:45.888	32.195	26.496	47.197	314.0	2:42:00.233								
45	1	1:47.550	33.338	26.404	47.808	317.6	2:43:47.783								
46	1	1:54.636 B	32.323	26.502	55.811	312.1	2:45:42.419								
47	1	4:41.441	3:27.160	26.555	47.726	308.6	2:50:23.860								
48	1	1:48.333	32.619	26.707	49.007	305.9	2:52:12.193								
49	1	1:46.180	32.338	26.724	47.118	310.3	2:53:58.373								



FIA WEC

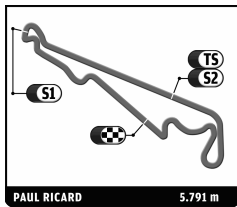
THE PROLOGUE - PAUL RICARD

Saturday Morning Session

Sector Analysis

■ Personal Best
 ■ Session Best
 ■ Crossing the finish line in pit lane

Lap	D	Time	Sector 1	Sector 2	Sector 3	T. Spd	Elapsed	Lap	D	Time	Sector 1	Sector 2	Sector 3	T. Spd	Elapsed
50	1	1:47.525	32.868	26.788	47.869	306.8	2:55:45.898	33	3	1:50.663	33.490	28.558	48.615	278.4	1:58:55.112
51	1	1:47.707	33.271	26.722	47.714	305.9	2:57:33.605	34	3	1:50.417	33.173	28.557	48.687	279.8	2:00:45.529
52	1	1:56.854 B	32.772	26.717	57.365	306.8	2:59:30.459	35	3	1:59.735 B	33.889	28.670	57.176	279.8	2:02:45.264
53	1	6:39.540	5:22.557	27.334	49.649	308.6	3:06:09.999	36	3	11:06.826	9:47.433	30.723	48.670	274.1	2:13:52.090
54	1	1:44.511	32.057	26.747	45.707	308.6	3:07:54.510	37	3	1:48.181	32.652	28.459	47.070	277.6	2:15:40.271
55	1	1:44.600	31.839	26.414	46.347	308.6	3:09:39.110	38	3	1:48.455	32.768	28.516	47.171	276.2	2:17:28.726
56	1	1:46.571	32.016	26.714	47.841	312.1	3:11:25.681	39	3	1:47.726	32.436	28.374	46.916	276.2	2:19:16.452
57	1	1:45.423	32.472	26.537	46.414	309.5	3:13:11.104	40	3	1:49.418	32.266	28.171	48.981	281.2	2:21:05.870
58	1	1:45.078	32.311	26.391	46.376	313.0	3:14:56.182	41	3	1:51.899	33.898	28.575	49.426	278.4	2:22:57.769
59	1	1:54.022 B	32.407	26.447	55.168	310.3	3:16:50.204	42	3	1:48.471	32.483	28.228	47.760	279.1	2:24:46.240
60	1	15:36.313	...	26.667	48.337	312.1	3:32:26.517	43	3	1:48.246	32.684	28.308	47.254	280.5	2:26:34.486
61	1	1:46.689	32.648	26.642	47.399	314.9	3:34:13.206	44	3	1:48.366	32.666	28.357	47.343	277.6	2:28:22.852
62	1	1:46.732	32.396	26.455	47.881	314.9	3:35:59.938	45	3	1:57.567 B	32.864	28.317	56.386	279.8	2:30:20.419
63	1	1:46.330	32.096	26.448	47.786	317.6	3:37:46.268	46	1	14:09.264	...	28.830	47.461	274.1	2:44:29.683
64	1	1:46.418	32.551	26.496	47.371	316.7	3:39:32.686	47	1	1:48.587	32.618	28.541	47.428	278.4	2:46:18.270
65	1	1:55.903 B	32.747	26.413	56.743	314.9	3:41:28.589	48	1	1:50.140	32.997	28.386	48.757	278.4	2:48:08.410
66	2	4:45.484	3:29.779	26.523	49.182	313.0	3:46:14.073	49	1	1:48.946	32.986	28.516	47.444	279.1	2:49:57.356
67	2	1:48.210	32.718	26.664	48.828	316.7	3:48:02.283	50	1	1:50.745	33.317	28.488	48.940	276.9	2:51:48.101
68	2	1:48.726	32.640	26.896	49.190	314.9	3:49:51.009	51	1	1:48.638	32.633	28.318	47.687	279.1	2:53:36.739
69	2	1:48.900	32.724	27.905	48.271	311.2	3:51:39.909	52	1	1:52.203	32.400	28.364	51.439	276.9	2:55:28.942
70	2	1:47.635	32.709	26.524	48.402	314.0	3:53:27.544	53	1	1:50.583	32.886	28.554	49.143	279.1	2:57:19.525
71	2	2:00.736 B	33.761	29.210	57.765	310.3	3:55:28.280	54	1	1:50.201	33.097	28.654	48.450	269.3	2:59:09.726
12 Rebellion Racing 1. Nicolas PROST 2. Nick HEIDFELD 3. Mathias BECHE Lola B12/60 - Toyota LMP1 - L								55	1	1:50.074	33.788	28.515	47.771	277.6	3:00:59.800
								56	1	1:48.283	32.526	28.212	47.545	279.8	3:02:48.083
1	1	9:25.750	8:06.962	28.967	49.821	278.4	9:25.750	57	1	1:49.118	32.767	28.231	48.120	279.1	3:04:37.201
2	1	1:49.939	32.754	28.672	48.513	278.4	11:15.689	58	1	1:48.169	32.379	28.228	47.562	282.0	3:06:25.370
3	1	1:49.574	32.806	28.441	48.327	279.1	13:05.263	59	1	1:58.095 B	32.507	28.237	57.351	279.8	3:08:23.465
4	1	1:52.466	32.916	28.451	51.099	279.1	14:57.729	60	1	17:46.854	...	28.856	49.563	272.7	3:26:10.319
5	1	1:50.255	33.046	28.532	48.677	282.0	16:47.984	61	1	1:52.006	33.572	28.799	49.635	273.4	3:28:02.325
6	1	1:49.559	32.911	28.582	48.066	276.9	18:37.543	62	1	1:52.183	33.621	28.693	49.869	275.5	3:29:54.508
7	1	1:48.915	32.789	28.430	47.696	277.6	20:26.458	63	1	1:50.794	33.375	28.639	48.780	275.5	3:31:45.302
8	1	1:49.074	32.784	28.330	47.960	279.8	22:15.532	64	1	2:00.451 B	33.439	28.638	58.374	276.9	3:33:45.753
9	1	2:01.060 B	34.511	28.734	57.815	279.1	24:16.592	13 Rebellion Racing 1. Dominik KRAHAMER 2. Andrea BELICCHI 3. Fabio LEIMER Lola B12/60 - Toyota LMP1 - L							
10	1	13:43.023	...	28.674	48.155	275.5	37:59.615								
11	1	1:50.258	32.875	28.492	48.891	274.8	39:49.873	1	2	23:49.026	...	29.310	51.184	272.0	23:49.026
12	1	1:50.957	33.060	28.527	49.370	278.4	41:40.830	2	2	2:06.326 B	34.072	34.806	57.448	269.3	25:55.352
13	1	1:49.777	33.030	28.340	48.407	279.1	43:30.607	3	2	17:51.702	...	28.789	48.481	275.5	43:47.054
14	1	1:51.263	34.045	28.512	48.706	281.2	45:21.870	4	2	1:51.291	33.392	29.395	48.504	276.9	45:38.345
15	1	1:49.039	32.769	28.308	47.962	279.8	47:10.909	5	2	1:49.900	33.239	28.554	48.107	276.2	47:28.245
16	1	1:59.228 B	33.014	28.463	57.751	281.2	49:10.137	6	2	1:50.002	33.278	28.588	48.136	276.9	49:18.247
17	3	15:12.047	...	29.380	50.104	271.4	1:04:22.184	7	2	2:06.426 B	33.196	35.745	57.485	266.7	51:24.673
18	3	1:54.070	33.544	28.502	52.024	279.1	1:06:16.254	8	2	27:53.696	...	31.770	50.777	248.8	1:19:18.369
19	3	1:50.627	33.404	28.862	48.361	276.9	1:08:06.881	9	2	1:48.238	32.694	28.352	47.192	275.5	1:21:06.607
20	3	1:50.899	33.203	28.453	49.243	281.2	1:09:57.780	10	2	2:02.838 B	33.902	28.545	1:00.391	279.1	1:23:09.445
21	3	1:48.982	32.888	28.310	47.784	282.7	1:11:46.762	11	2	7:24.200	6:03.439	28.663	52.098	274.1	1:30:33.645
22	3	1:48.628	32.590	28.371	47.667	275.5	1:13:35.390	12	2	1:48.760	32.614	28.562	47.584	272.7	1:32:22.405
23	3	1:51.585	33.606	28.255	49.724	280.5	1:15:26.975	13	2	1:48.817	32.515	28.515	47.787	274.1	1:34:11.222
24	3	1:48.996	32.920	28.258	47.818	279.8	1:17:15.971	14	2	1:48.995	32.436	28.224	48.335	282.0	1:36:00.217
25	3	1:49.836	33.487	28.712	47.637	280.5	1:19:05.807	15	2	1:49.410	32.669	28.264	48.477	279.1	1:37:49.627
26	3	1:51.682	32.692	28.172	50.818	280.5	1:20:57.489	16	2	1:48.863	32.836	28.373	47.654	274.1	1:39:38.490
27	3	1:48.365	32.789	28.182	47.394	282.0	1:22:45.854	17	2	1:49.266	32.579	28.543	48.144	276.2	1:41:27.756
28	3	1:48.264	32.472	28.388	47.404	278.4	1:24:34.118	18	2	1:59.989 B	32.904	28.443	58.642	276.9	1:43:27.745
29	3	1:47.996	32.391	28.228	47.377	280.5	1:26:22.114	19	3	10:51.426	9:14.499	39.989	56.938	266.0	1:54:19.171
30	3	2:00.191 B	32.703	28.337	59.151	278.4	1:28:22.305	20	3	1:53.489	34.499	29.501	49.489	274.1	1:56:12.660
31	3	26:50.846	...	29.504	49.712	274.1	1:55:13.151	21	3	1:51.247	33.462	28.742	49.043	274.8	1:58:03.907
32	3	1:51.298	34.212	28.833	48.253	273.4	1:57:04.449	22	3	1:51.031	32.906	28.638	49.487	277.6	1:59:54.938



FIA WEC

THE PROLOGUE - PAUL RICARD

Saturday Morning Session

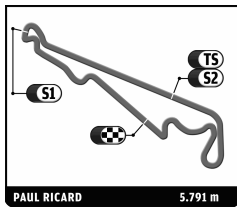
Sector Analysis

■ Personal Best
 ■ Session Best
 ■ Crossing the finish line in pit lane

Lap	D	Time	Sector 1	Sector 2	Sector 3	T. Spd	Elapsed	Lap	D	Time	Sector 1	Sector 2	Sector 3	T. Spd	Elapsed
23	3	1:49.599	33.043	28.519	48.037	282.0	2:01:44.537	18	1	1:47.351	31.788	27.940	47.623	295.9	50:45.567
24	3	1:48.601	32.724	28.487	47.390	278.4	2:03:33.138	19	1	1:44.461	31.821	25.827	46.813	309.5	52:30.028
25	3	1:48.491	32.678	28.505	47.308	276.9	2:05:21.629	20	1	1:44.542	31.715	25.783	47.044	309.5	54:14.570
26	3	1:51.379	33.110	28.966	49.303	276.2	2:07:13.008	21	1	1:44.771	31.877	25.765	47.129	309.5	55:59.341
27	3	1:48.994	32.985	28.500	47.509	277.6	2:09:02.002	22	1	1:44.832	31.876	25.772	47.184	309.5	57:44.173
28	3	1:59.361 B	33.233	28.497	57.631	278.4	2:11:01.363	23	1	1:44.586	31.821	25.703	47.062	309.5	59:28.759
29	3	15:10.817	...	29.048	48.292	274.1	2:26:12.180	24	1	1:43.791	30.384	25.978	47.429	307.7	1:01:12.550
30	3	1:49.870	33.171	28.574	48.125	272.7	2:28:02.050	25	1	1:45.363	31.923	25.951	47.489	308.6	1:02:57.913
31	3	1:48.908	32.937	28.414	47.557	275.5	2:29:50.958	26	1	1:45.777	32.473	25.946	47.358	307.7	1:04:43.690
32	3	1:51.018	33.593	28.607	48.818	273.4	2:31:41.976	27	1	1:46.109	32.631	25.884	47.594	311.2	1:06:29.799
33	3	1:51.312	33.084	28.620	49.608	268.0	2:33:33.288	28	1	13:51.316 B	32.729	25.891	...	310.3	1:20:21.115
34	3	1:58.808 B	33.150	28.518	57.140	275.5	2:35:32.096	29	1	2:06.036	49.634	27.589	48.813	302.5	1:22:27.151
35	3	13:43.271	...	29.228	48.656	272.7	2:49:15.367	30	1	1:43.680	31.698	25.790	46.192	304.2	1:24:10.831
36	3	1:51.861	33.100	28.725	50.036	272.7	2:51:07.228	31	1	1:43.341	31.379	25.859	46.103	307.7	1:25:54.172
37	3	1:50.187	33.627	28.441	48.119	276.2	2:52:57.415	32	1	1:44.791	31.790	25.747	47.254	307.7	1:27:38.963
38	3	1:51.136	33.043	28.647	49.446	273.4	2:54:48.551	33	1	1:44.393	31.556	25.964	46.873	304.2	1:29:23.356
39	3	1:50.380	33.141	28.684	48.555	276.9	2:56:38.931	34	1	1:45.292	31.741	25.849	47.702	311.2	1:31:08.648
40	3	1:50.043	33.241	28.411	48.391	274.1	2:58:28.974	35	1	1:45.905	31.774	26.190	47.941	308.6	1:32:54.553
41	3	1:49.333	33.036	28.439	47.858	276.2	3:00:18.307	36	1	1:45.690	32.559	25.823	47.308	311.2	1:34:40.243
42	3	1:48.913	32.894	28.420	47.599	276.9	3:02:07.220	37	1	1:44.568	31.825	25.882	46.861	310.3	1:36:24.811
43	3	1:50.798	33.457	29.372	47.969	274.1	3:03:58.018	38	1	1:44.842	31.780	25.810	47.252	308.6	1:38:09.653
44	3	2:00.404 B	33.149	28.515	58.740	275.5	3:05:58.422	39	1	1:45.012	32.519	25.749	46.744	307.7	1:39:54.665
45	1	14:00.927	...	29.599	50.340	270.0	3:19:59.349	40	1	1:45.192	32.283	25.859	47.050	308.6	1:41:39.857
46	1	1:53.551	33.968	29.439	50.144	269.3	3:21:52.900	41	1	1:45.110	32.032	25.831	47.247	314.9	1:43:24.967
47	1	1:52.865	34.628	29.089	49.148	269.3	3:23:45.765	42	1	1:45.255	32.097	25.750	47.408	310.3	1:45:10.222
48	1	2:00.335 B	33.603	28.934	57.798	270.0	3:25:46.100	43	1	1:45.682	31.942	25.741	47.999	314.0	1:46:55.904
49	1	15:28.821	...	29.690	49.288	268.0	3:41:14.921	44	1	1:44.869	31.964	25.867	47.038	308.6	1:48:40.773
50	1	1:49.399	32.822	28.712	47.865	272.0	3:43:04.320	45	1	1:45.210	31.875	26.020	47.315	306.8	1:50:25.983
51	1	2:06.353	48.331	29.252	48.770	270.0	3:45:10.673	46	1	1:45.507	31.806	26.092	47.609	307.7	1:52:11.490
52	1	1:50.283	33.191	28.786	48.306	272.7	3:47:00.956	47	1	8:52.536 B	32.512	26.073	7:53.951	307.7	2:01:04.026
53	1	1:50.090	33.270	28.651	48.169	274.8	3:48:51.046	48	3	2:11.270	51.112	30.971	49.187	285.7	2:03:15.296
54	1	1:51.150	33.469	29.088	48.593	271.4	3:50:42.196	49	3	1:46.898	32.580	26.363	47.955	307.7	2:05:02.194
55	1	1:49.970	33.151	28.800	48.019	270.0	3:52:32.166	50	3	1:45.985	32.480	26.181	47.324	305.1	2:06:48.179
56	1	1:49.605	33.088	28.551	47.966	272.0	3:54:21.771	51	3	1:46.156	32.493	26.288	47.375	305.9	2:08:34.335
57	1	1:50.449	33.797	28.596	48.056	275.5	3:56:12.220	52	3	1:46.233	32.503	26.272	47.458	305.9	2:10:20.568
58	1	1:51.795	33.186	28.737	49.872	272.0	3:58:04.015	53	3	1:47.300	33.380	26.500	47.420	306.8	2:12:07.868
59	1	2:01.310 B	33.971	28.925	58.414	271.4	4:00:05.325	54	3	10:29.603 B	32.341	26.345	9:30.917	305.1	2:22:37.471
								55	3	2:02.805	48.749	26.102	47.954	301.7	2:24:40.276
								56	3	1:45.120	32.255	26.044	46.821	308.6	2:26:25.396
								57	3	1:45.569	32.344	25.908	47.317	303.4	2:28:10.965
								58	3	1:45.589	32.247	26.133	47.209	307.7	2:29:56.554
								59	3	1:47.496	33.666	26.054	47.776	304.2	2:31:44.050
								60	3	1:46.759	32.451	26.145	48.163	305.9	2:33:30.809
								61	3	1:46.719	32.438	26.265	48.016	301.7	2:35:17.528
								62	3	1:46.444	32.444	26.249	47.751	305.9	2:37:03.972
								63	3	1:46.712	32.293	26.766	47.653	305.9	2:38:50.684
								64	3	1:46.381	32.552	26.237	47.592	305.9	2:40:37.065
								65	3	1:46.251	32.424	26.353	47.474	308.6	2:42:23.316
								66	3	1:46.198	32.476	26.231	47.491	305.1	2:44:09.514
								67	3	1:46.686	32.464	26.536	47.686	305.1	2:45:56.200
								68	3	9:38.460 B	34.308	29.624	8:34.528	292.7	2:55:34.660
								69	3	2:03.548	49.937	26.179	47.432	304.2	2:57:38.208
								70	3	1:45.239	31.815	26.358	47.066	305.1	2:59:23.447
								71	3	1:46.267	32.772	26.103	47.392	305.9	3:01:09.714
								72	3	1:45.170	32.045	26.084	47.041	305.1	3:02:54.884
								73	3	1:45.596	32.412	26.090	47.094	304.2	3:04:40.480
								74	3	1:46.154	32.515	26.133	47.506	306.8	3:06:26.634
								75	3	1:46.074	32.416	26.259	47.399	304.2	3:08:12.708

14	Porsche Team					Porsche 919 Hybrid
	1. Romain DUMAS	3. Marc LIEB			LMP1 - H	
	2. Neel JANI					

1	1	8:31.366 B	57.099	31.622	7:02.645	213.4	8:31.366
2	1	2:04.333	51.161	25.693	47.479	307.7	10:35.699
3	1	1:43.446	31.518	25.663	46.265	309.5	12:19.145
4	1	1:43.509	31.522	25.682	46.305	310.3	14:02.654
5	1	1:44.243	31.506	25.724	47.013	308.6	15:46.897
6	1	1:44.605	31.753	25.838	47.014	307.7	17:31.502
7	1	1:44.418	31.666	25.744	47.008	312.1	19:15.920
8	1	13:34.972 B	32.944	25.888	...	311.2	32:50.892
9	1	2:04.728	49.654	26.049	49.025	305.9	34:55.620
10	1	1:44.211	31.809	25.838	46.564	304.2	36:39.831
11	1	1:44.153	31.714	25.852	46.587	308.6	38:23.984
12	1	1:44.707	31.759	25.755	47.193	312.1	40:08.691
13	1	1:44.668	31.837	25.694	47.137	309.5	41:53.359
14	1	1:50.656	31.940	28.239	50.477	248.3	43:44.015
15	1	1:45.017	32.066	25.821	47.130	314.9	45:29.032
16	1	1:44.665	31.922	25.660	47.083	310.3	47:13.697
17	1	1:44.519	31.871	25.724	46.924	312.1	48:58.216



FIA WEC

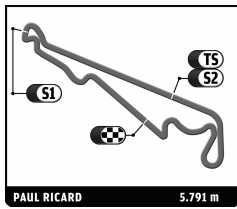
THE PROLOGUE - PAUL RICARD

Saturday Morning Session

Sector Analysis

■ Personal Best
 ■ Session Best
 ■ Crossing the finish line in pit lane

Lap	D	Time	Sector 1	Sector 2	Sector 3	T. Spd	Elapsed	Lap	D	Time	Sector 1	Sector 2	Sector 3	T. Spd	Elapsed
76	3	1:45.268	32.214	26.014	47.040	305.9	3:09:57.976	33	1	2:03.349	50.045	26.285	47.019	304.2	2:25:01.224
77	3	1:46.024	32.500	26.289	47.235	300.8	3:11:44.000	34	1	1:44.383	32.047	25.793	46.543	309.5	2:26:45.607
78	3	1:45.682	32.212	26.087	47.383	309.5	3:13:29.682	35	1	1:44.132	31.778	25.737	46.617	308.6	2:28:29.739
79	3	1:47.609	33.560	26.327	47.722	306.8	3:15:17.291	36	1	1:44.496	31.971	25.826	46.699	310.3	2:30:14.235
80	3	1:47.078	33.170	26.167	47.741	309.5	3:17:04.369	37	1	1:44.837	32.102	25.795	46.940	305.9	2:31:59.072
81	3	1:46.046	32.536	26.080	47.430	305.9	3:18:50.415	38	1	1:44.060	31.709	25.759	46.592	310.3	2:33:43.132
82	3	1:50.219	36.189	26.218	47.812	305.9	3:20:40.634	39	1	1:45.570	32.387	26.080	47.103	309.5	2:35:28.702
83	3	1:46.489	32.420	26.083	47.986	307.7	3:22:27.123	40	1	1:44.944	32.139	25.766	47.039	312.1	2:37:13.646
84	3	1:47.463	32.897	26.200	48.366	303.4	3:24:14.586	41	1	1:45.265	32.186	25.790	47.289	312.1	2:38:58.911
85	3	1:47.479	33.076	26.288	48.115	300.8	3:26:02.065	42	1	1:45.039	32.250	25.812	46.977	306.8	2:40:43.950
86	3	1:47.076	32.697	26.380	47.999	302.5	3:27:49.141	43	1	1:44.875	32.187	25.895	46.793	309.5	2:42:28.825
87	3	1:46.405	32.494	26.209	47.702	303.4	3:29:35.546	44	1	1:44.982	31.956	25.913	47.113	306.8	2:44:13.807
88	3	1:46.323	32.538	26.228	47.557	303.4	3:31:21.869	45	1	1:45.320	32.199	25.944	47.177	309.5	2:45:59.127
89	3	1:46.978	32.478	26.485	48.015	304.2	3:33:08.847	46	1	1:45.917	32.469	26.344	47.104	310.3	2:47:45.044
90	3	1:46.340	32.523	26.406	47.411	305.9	3:34:55.187	47	1	1:45.278	32.265	25.866	47.147	313.0	2:49:30.322
91	3	1:46.244	32.498	26.267	47.479	305.1	3:36:41.431	48	1	1:45.169	32.025	25.924	47.220	308.6	2:51:15.491
92	3	1:46.238	32.381	26.122	47.735	302.5	3:38:27.669	49	1	1:45.738	32.129	25.710	47.899	313.0	2:53:01.229
93	3	1:46.603	32.509	26.246	47.848	302.5	3:40:14.272	50	1	1:45.295	32.286	25.803	47.206	310.3	2:54:46.524
94	3	1:46.731	32.258	26.445	48.028	303.4	3:42:01.003	51	1	11:42.729B	32.135	26.413	...	257.8	3:06:29.253
95	3	1:48.451	32.895	26.974	48.582	300.0	3:43:49.454	52	1	2:05.591	49.838	25.984	49.769	304.2	3:08:34.844
96	3	1:46.813	32.343	26.383	48.087	305.1	3:45:36.267	53	1	1:44.336	31.976	26.073	46.287	303.4	3:10:19.180
97	3	1:46.729	32.590	26.168	47.971	306.8	3:47:22.996	54	1	1:44.386	31.907	26.070	46.409	303.4	3:12:03.566
20 Porsche Team 1.Timo BERNHARD 2.Mark WEBBER Porsche 919 Hybrid LMP1 - H 3.Brendon HARTLEY								55	1	1:46.141	32.733	26.085	47.323	305.9	3:13:49.707
								56	1	1:45.248	32.261	25.958	47.029	306.8	3:15:34.955
1	3	10:21.287B	50.985	29.426	9:00.876	300.0	10:21.287	57	1	1:45.461	32.289	25.926	47.246	305.1	3:17:20.416
2	3	2:03.298	50.037	26.102	47.159	308.6	12:24.585	58	1	1:46.101	32.591	26.012	47.498	312.1	3:19:06.517
3	3	1:43.565	31.404	25.787	46.374	310.3	14:08.150	59	1	1:46.299	32.356	25.923	48.020	311.2	3:20:52.816
4	3	1:44.845	31.553	25.951	47.341	306.8	15:52.995	60	1	1:46.305	32.450	26.348	47.507	305.9	3:22:39.121
5	3	1:44.378	31.731	26.020	46.627	306.8	17:37.373	61	1	1:46.095	32.657	25.872	47.566	308.6	3:24:25.216
6	3	1:44.634	31.778	26.003	46.853	309.5	19:22.007	62	1	1:46.490	32.426	25.994	48.070	302.5	3:26:11.706
7	3	1:44.492	31.792	26.081	46.619	305.1	21:06.499	63	1	1:47.285	32.641	25.993	48.651	309.5	3:27:58.991
8	3	2:58.367B	31.943	28.671	1:57.753	282.0	24:04.866	64	1	1:45.570	32.276	26.024	47.270	305.1	3:29:44.561
9	3	18:17.251B	52.440	26.423	...	310.3	42:22.117	65	1	1:45.682	32.441	25.837	47.404	305.9	3:31:30.243
10	3	2:07.998	52.108	26.777	49.113	307.7	44:30.115	66	1	1:45.606	32.346	25.780	47.480	308.6	3:33:15.849
11	3	1:43.344	31.535	25.623	46.186	308.6	46:13.459	67	1	1:45.582	32.292	25.880	47.410	308.6	3:35:01.431
12	3	1:44.693	31.722	25.748	47.223	305.9	47:58.152	68	1	1:45.411	32.400	25.874	47.137	308.6	3:36:46.842
13	3	1:43.968	31.721	25.760	46.487	311.2	49:42.120	69	1	1:45.476	32.123	25.754	47.599	310.3	3:38:32.318
14	3	1:44.818	32.487	25.584	46.747	314.0	51:26.938	70	1	1:45.504	32.204	25.895	47.405	310.3	3:40:17.822
15	3	1:44.766	31.896	25.698	47.172	309.5	53:11.704	71	1	4:59.361B	31.983	25.949	4:01.429	307.7	3:45:17.183
16	3	1:44.510	32.027	25.785	46.698	314.0	54:56.214	72	1	2:03.666	49.921	26.499	47.246	307.7	3:47:20.849
17	3	1:44.072	31.791	25.696	46.585	312.1	56:40.286	73	1	1:46.959	31.922	25.841	49.196	310.3	3:49:07.808
18	3	1:44.199	31.863	25.604	46.732	314.9	58:24.485	74	1	1:44.305	31.595	26.194	46.516	299.2	3:50:52.113
19	3	1:45.120	32.522	25.842	46.756	308.6	1:00:09.605	75	1	1:44.439	32.077	25.950	46.412	299.2	3:52:36.552
20	3	1:45.715	32.162	25.717	47.836	314.0	1:01:55.320	76	1	1:45.594	32.552	25.829	47.213	305.9	3:54:22.146
21	3	1:44.363	31.770	25.752	46.841	313.0	1:03:39.683	77	1	1:44.977	32.415	25.807	46.755	309.5	3:56:07.123
22	3	55:34.004B	32.411	32.844	...	216.9	1:59:13.687	78	1	1:45.157	32.128	26.052	46.977	302.5	3:57:52.280
23	3	2:05.697	50.836	26.710	48.151	303.4	2:01:19.384	79	1	1:44.855	32.039	25.845	46.971	305.1	3:59:37.135
24	3	1:46.135	32.611	26.071	47.453	310.3	2:03:05.519	80	1	1:45.295	32.201	25.957	47.137	307.7	4:01:22.430
25	3	2:44.995B	32.400	26.068	1:46.527	311.2	2:05:50.514	26 G-Drive Racing 1.Roman RUSINOV 2.Olivier PLA 3.Julien CANAL Morgan - Nissan LMP2							
26	1	2:02.757	50.162	26.008	46.587	310.3	2:07:53.271								
27	1	1:43.574	31.610	25.698	46.266	305.9	2:09:36.845	1	1	57:10.414	...	29.762	52.059	268.7	57:10.414
28	1	1:44.450	31.866	25.800	46.784	309.5	2:11:21.295	2	1	1:57.060	35.408	30.030	51.622	269.3	59:07.474
29	1	1:44.916	31.985	25.768	47.163	307.7	2:13:06.211	3	1	1:54.471	34.490	29.463	50.518	270.7	1:01:01.945
30	1	1:44.568	31.997	25.706	46.865	311.2	2:14:50.779	4	1	1:57.183	34.589	29.508	53.086	271.4	1:02:59.128
31	1	1:45.443	31.938	26.100	47.405	305.1	2:16:36.222	5	1	2:03.127B	35.090	29.617	58.420	268.0	1:05:02.255
32	1	6:21.653B	32.556	25.954	5:23.143	312.1	2:22:57.875	6	1	6:31.914	5:10.527	30.074	51.313	270.0	1:11:34.169

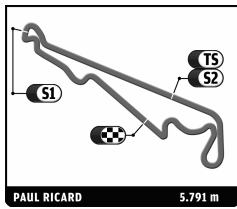


FIA WEC
THE PROLOGUE - PAUL RICARD
Saturday Morning Session

Sector Analysis

■ Personal Best ■ Session Best ■ Crossing the finish line in pit lane

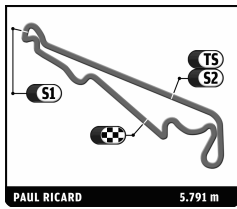
Lap	D	Time	Sector 1	Sector 2	Sector 3	T. Spd	Elapsed	Lap	D	Time	Sector 1	Sector 2	Sector 3	T. Spd	Elapsed
7	1	1:54.764	34.650	29.656	50.458	267.3	1:13:28.933	39	1	1:55.537	35.068	29.754	50.715	268.7	3:17:19.462
8	1	2:06.962 B	36.441	31.181	59.340	268.0	1:15:35.895	37 SMP Racing Oreca 03 - Nissan LMP2 1.Kirill LADYGIN 3.Anton LADYGIN 2.Viktor SHAITAR							
9	1	5:23.436	3:59.271	30.542	53.623	270.0	1:20:59.331	1	1	1:31:55.973	...	30.983	51.305	257.8	1:31:55.973
10	1	1:57.679	35.385	29.889	52.405	272.0	1:22:57.010	2	1	2:08.861	35.133	30.339	1:03.389	260.2	1:34:04.834
11	1	2:06.582 B	36.019	30.017	1:00.546	268.0	1:25:03.592	3	1	1:55.129	34.811	30.225	50.093	263.4	1:35:59.963
12	1	32:57.083	...	29.728	53.835	268.0	1:58:00.675	4	1	10:18.406 B	34.809	29.769	9:13.828	266.0	1:46:18.369
13	1	1:52.397	34.052	29.126	49.219	272.0	1:59:53.072	5	1	2:17.264	55.484	31.267	50.513	264.7	1:48:35.633
14	1	1:52.787	34.012	29.345	49.430	272.0	2:01:45.859	6	1	1:52.897	33.775	29.666	49.456	264.1	1:50:28.530
15	1	1:51.698	33.783	29.282	48.633	273.4	2:03:37.557	7	1	10:24.332 B	33.433	29.594	9:21.305	268.7	2:00:52.862
16	1	1:51.729	33.613	29.231	48.885	270.0	2:05:29.286	8	1	2:12.283	51.981	29.987	50.315	267.3	2:03:05.145
17	1	2:02.376 B	33.987	29.462	58.927	270.7	2:07:31.662	9	1	2:00.244	34.060	29.871	56.313	266.7	2:05:05.389
18	2	16:37.208	...	29.777	52.303	267.3	2:24:08.870	10	1	1:54.240	34.795	29.725	49.720	267.3	2:06:59.629
19	2	1:52.043	33.582	29.383	49.078	269.3	2:26:00.913	11	1	8:09.419 B	34.438	29.706	7:05.275	268.0	2:15:09.048
20	2	1:52.271	33.890	29.441	48.940	268.7	2:27:53.184	12	1	2:10.048	50.790	29.819	49.439	265.4	2:17:19.096
21	2	1:52.091	33.702	29.341	49.048	270.0	2:29:45.275	13	1	1:52.801	33.936	29.496	49.369	264.7	2:19:11.897
22	2	2:07.568 B	36.664	29.550	1:01.354	267.3	2:31:52.843	14	1	1:54.646	33.861	29.604	51.181	269.3	2:21:06.543
27 SMP Racing Oreca 03 - Nissan LMP2 1.Sergey ZLOBIN 3.Maurizio MEDIANI 2.Nicolas MINASSIAN								15	1	8:57.041 B	36.037	30.396	7:50.608	268.7	2:30:03.584
1	2	15:19.411	...	30.503	50.840	259.0	15:19.411	16	1	2:13.787	52.638	30.116	51.033	263.4	2:32:17.371
2	2	1:53.928	34.347	29.815	49.766	263.4	17:13.339	17	1	1:51.652	33.744	29.367	48.541	267.3	2:34:09.023
3	2	1:52.870	33.981	29.631	49.258	264.7	19:06.209	18	1	1:52.732	33.796	29.327	49.609	270.0	2:36:01.755
4	2	1:52.424	33.687	29.571	49.166	263.4	20:58.633	19	1	10:00.485 B	32.608	29.949	8:57.928	268.7	2:46:02.240
5	2	11:14.745 B	33.620	29.404	...	265.4	32:13.378	20	1	2:13.894	52.582	29.949	51.363	266.0	2:48:16.134
6	2	2:12.960	52.291	29.454	51.215	269.3	34:26.338	21	1	1:52.652	34.248	29.330	49.074	271.4	2:50:08.786
7	2	1:52.935	34.340	29.551	49.044	266.7	36:19.273	22	1	1:52.405	33.797	29.479	49.129	268.0	2:52:01.191
8	2	1:54.437	35.390	29.376	49.671	268.7	38:13.710	23	1	1:52.995	33.583	29.379	50.033	268.0	2:53:54.186
9	2	33:48.733 B	34.139	29.444	...	268.0	1:12:02.443	24	1	13:56.353 B	34.751	30.264	...	267.3	3:07:50.539
10	2	2:16.732	52.579	29.971	54.182	264.7	1:14:19.175	25	2	2:13.002	51.564	31.221	50.217	260.2	3:10:03.541
11	2	1:53.882	34.586	29.681	49.615	266.7	1:16:13.057	26	2	1:54.573	34.527	29.950	50.096	264.7	3:11:58.114
12	2	1:52.489	33.816	29.473	49.200	267.3	1:18:05.546	27	2	1:54.038	34.512	29.684	49.842	266.7	3:13:52.152
13	2	46:36.828 B	34.221	29.340	...	267.3	2:04:42.374	28	2	1:54.230	34.130	29.915	50.185	266.0	3:15:46.382
14	2	2:15.566	54.852	30.070	50.644	264.1	2:06:57.940	29	2	1:54.182	34.241	29.907	50.034	265.4	3:17:40.564
15	2	1:53.796	34.332	29.693	49.771	266.0	2:08:51.736	30	2	1:54.097	34.240	29.917	49.940	264.1	3:19:34.661
16	2	1:53.129	34.102	29.563	49.464	269.3	2:10:44.865	31	2	1:55.005	34.274	29.974	50.757	263.4	3:21:29.666
17	2	10:42.626 B	34.184	29.550	9:38.892	269.3	2:21:27.491	32	2	1:54.279	33.914	29.951	50.414	264.7	3:23:23.945
18	2	2:12.252	51.820	29.721	50.711	269.3	2:23:39.743	33	2	6:24.960 B	35.520	30.318	5:19.122	263.4	3:29:48.905
19	2	1:51.318	33.406	29.311	48.601	268.0	2:25:31.061	34	2	2:10.589	50.411	29.752	50.426	263.4	3:31:59.494
20	2	1:55.428	33.740	29.522	52.166	268.0	2:27:26.489	35	2	1:53.979	34.145	29.982	49.852	262.8	3:33:53.473
21	2	8:50.230 B	34.077	30.381	7:45.772	269.3	2:36:16.719	36	2	1:53.993	34.093	29.892	50.008	264.1	3:35:47.466
22	1	2:12.468	51.548	29.726	51.194	268.0	2:38:29.187	37	2	5:53.641 B	34.097	29.654	4:49.890	262.8	3:41:41.107
23	1	1:55.023	35.183	29.654	50.186	270.0	2:40:24.210	38	3	2:15.302	52.415	31.603	51.284	259.6	3:43:56.409
24	1	1:54.062	34.592	29.579	49.891	268.7	2:42:18.272	39	3	1:55.734	34.710	30.358	50.666	260.9	3:45:52.143
25	1	1:54.600	34.952	29.805	49.843	268.7	2:44:12.872	40	3	2:02.250	34.528	30.018	57.704	266.0	3:47:54.393
26	1	1:55.492	34.814	29.664	51.014	270.0	2:46:08.364	47 KCMG Oreca 03 - Nissan LMP2 1.Matthew HOWSON 3.Tsugio MATSUDA 2.Richard BRADLEY							
27	1	1:54.188	34.443	29.492	50.253	268.7	2:48:02.552	1	2	1:00:20.863	...	31.376	51.383	259.0	1:00:20.863
28	1	1:54.517	34.623	29.768	50.126	269.3	2:49:57.069	2	2	1:53.726	34.192	30.103	49.431	261.5	1:02:14.589
29	1	1:55.912	35.107	29.930	50.875	269.3	2:51:52.981	3	2	1:51.933	33.435	29.699	48.799	262.1	1:04:06.522
30	1	1:54.340	34.579	29.496	50.265	270.0	2:53:47.321	4	2	1:52.042	33.780	29.609	48.653	261.5	1:05:58.564
31	1	1:54.451	34.546	29.766	50.139	268.7	2:55:41.772	5	2	1:52.708	34.021	29.613	49.074	263.4	1:07:51.272
32	1	7:55.582 B	35.784	30.623	6:49.175	267.3	3:03:37.354	6	2	1:53.580	34.352	30.083	49.145	262.1	1:09:44.852
33	1	2:11.870	50.937	30.276	50.657	265.4	3:05:49.224	7	2	1:51.814	33.368	29.562	48.884	264.1	1:11:36.666
34	1	1:54.409	34.854	29.634	49.921	267.3	3:07:43.633	8	2	1:52.471	33.472	29.728	49.271	262.1	1:13:29.137
35	1	1:55.013	35.138	29.702	50.173	268.7	3:09:38.646	9	2	1:53.499	34.630	29.961	48.908	261.5	1:15:22.636
36	1	1:54.671	34.722	29.998	49.951	268.0	3:11:33.317	10	2	1:52.322	33.595	29.600	49.127	263.4	1:17:14.958
37	1	1:55.325	35.185	29.691	50.449	269.3	3:13:28.642								
38	1	1:55.283	35.373	29.623	50.287	269.3	3:15:23.925								



FIA WEC
THE PROLOGUE - PAUL RICARD
Saturday Morning Session

Sector Analysis

							Personal Best		Session Best		B Crossing the finish line in pit lane				
Lap	D	Time	Sector 1	Sector 2	Sector 3	T. Spd	Elapsed	Lap	D	Time	Sector 1	Sector 2	Sector 3	T. Spd	Elapsed
11	2	1:53.015	34.210	29.828	48.977	265.4	1:19:07.973	17	2	2:07.931 B	36.443	31.215	1:00.273	261.5	2:41:06.705
12	2	1:54.120	33.904	29.571	50.645	265.4	1:21:02.093	18	1	5:59.398	4:33.306	32.000	54.092	259.6	2:47:06.103
13	2	1:55.211	34.552	29.901	50.758	264.7	1:22:57.304	19	1	2:00.285	35.827	31.178	53.280	259.6	2:49:06.388
14	2	1:53.754	34.671	29.807	49.276	260.9	1:24:51.058	20	1	2:00.154	35.860	31.253	53.041	259.6	2:51:06.542
15	2	1:52.267	33.443	29.597	49.227	263.4	1:26:43.325	21	1	1:59.776	35.604	30.887	53.285	262.8	2:53:06.318
16	2	1:52.629	33.614	29.648	49.367	260.9	1:28:35.954	22	1	1:59.814	35.448	31.261	53.105	259.6	2:55:06.132
17	2	2:58.569 B	33.683	29.737	1:55.149	260.9	1:31:34.523	23	1	2:09.688 B	36.064	31.275	1:02.349	262.8	2:57:15.820
18	3	11:35.327	9:59.926	29.858	1:05.543	262.1	1:43:09.850	24	3	3:58.525	2:31.967	31.508	55.050	264.1	3:01:14.345
19	3	1:53.410	34.017	29.803	49.590	260.2	1:45:03.260	25	3	2:01.575	36.517	31.304	53.754	259.0	3:03:15.920
20	3	1:52.905	33.546	29.807	49.552	262.1	1:46:56.165	26	3	2:01.016	35.915	31.178	53.923	259.6	3:05:16.936
21	3	1:54.412	35.230	29.689	49.493	264.1	1:48:50.577	27	3	2:00.277	35.824	31.139	53.314	262.1	3:07:17.213
22	3	1:52.768	33.683	29.710	49.375	260.2	1:50:43.345	28	3	2:00.232	35.984	31.173	53.075	262.1	3:09:17.445
23	3	2:05.280	33.654	29.556	1:02.070	262.8	1:52:48.625	29	3	2:11.646 B	36.782	31.768	1:03.096	259.6	3:11:29.091
24	3	2:03.194 B	34.367	29.979	58.848	260.9	1:54:51.819	53 RAM Racing 1.Johnny MOWLEM 2.Mark PATTERSON 3.Ben COLLINS Ferrari F458 Italia LMGTE Am							
25	1	15:28.073 B	...	31.467	1:01.709	260.9	2:10:19.892	1	1	1:40:17.096	...	32.359	55.923	259.0	1:40:17.096
26	1	21:51.617	...	30.205	53.152	256.5	2:32:11.509	2	1	2:30.361 B	37.045	31.977	1:21.339	257.8	1:42:47.457
27	1	1:55.625	34.850	30.022	50.753	259.6	2:34:07.134	61 AF Corse 1.Luis PEREZ COMPANC 2.Marco CIOCI 3.Mirko VENTURI Ferrari F458 Italia LMGTE Am							
28	1	1:56.265	34.626	30.091	51.548	261.5	2:36:03.399	1	2	25:09.412	...	37.654	1:00.017	212.2	25:09.412
29	1	1:54.415	34.303	29.876	50.236	263.4	2:37:57.814	2	2	2:16.562	40.046	35.323	1:01.193	124.0	27:25.974
30	1	1:55.501	35.292	30.078	50.131	260.9	2:39:53.315	3	2	2:01.931	36.387	31.440	54.104	260.2	29:27.905
31	1	1:56.635	34.156	29.613	52.866	263.4	2:41:49.950	4	2	2:02.851	36.989	31.437	54.425	260.9	31:30.756
32	1	2:05.508 B	35.131	30.716	59.661	263.4	2:43:55.458	5	2	2:01.655	36.150	31.342	54.163	260.9	33:32.411
33	1	7:59.881	6:36.136	31.472	52.273	262.1	2:51:55.339	6	2	2:01.340	36.158	31.201	53.981	262.8	35:33.751
34	1	1:55.487	34.970	29.735	50.782	260.9	2:53:50.826	7	2	7:36.852 B	36.283	31.234	6:29.335	262.8	43:10.603
35	1	1:53.137	34.120	29.897	49.120	259.6	2:55:43.963	8	2	2:39.029	1:02.344	37.562	59.123	154.1	45:49.632
36	1	1:57.065	34.507	29.859	52.699	260.9	2:57:41.028	9	2	2:02.351	37.117	31.299	53.935	261.5	47:51.983
37	1	1:53.104	33.661	29.836	49.607	259.6	2:59:34.132	10	2	2:01.596	36.308	31.229	54.059	260.9	49:53.579
38	1	1:52.476	33.685	29.536	49.255	264.1	3:01:26.608	11	2	2:01.417	36.468	31.116	53.833	264.1	51:54.996
39	1	1:53.486	34.335	30.258	48.893	260.2	3:03:20.094	12	2	7:24.518 B	36.032	31.004	6:17.482	262.8	59:19.514
40	1	1:54.438	33.633	29.583	51.222	262.1	3:05:14.532	13	1	2:25.867	58.010	32.282	55.575	262.8	1:01:45.381
41	1	1:53.331	33.545	29.631	50.155	263.4	3:07:07.863	14	1	2:04.051	37.356	31.772	54.923	262.8	1:03:49.432
42	1	1:52.542	33.694	29.682	49.166	260.9	3:09:00.405	15	1	2:03.704	37.155	31.513	55.036	262.1	1:05:53.136
43	1	1:52.024	33.481	29.753	48.790	259.6	3:10:52.429	16	1	2:05.523	37.627	31.890	56.006	265.4	1:07:58.659
44	1	1:53.361	34.028	29.856	49.477	259.6	3:12:45.790	17	1	2:04.471	37.415	31.800	55.256	262.1	1:10:03.130
45	1	1:52.764	33.664	29.582	49.518	260.2	3:14:38.554	18	1	2:03.594	37.068	31.388	55.138	264.1	1:12:06.724
46	1	1:53.157	34.096	29.693	49.368	260.9	3:16:31.711	19	1	4:23.836 B	37.486	32.117	3:14.233	262.1	1:16:30.560
47	1	1:53.506	33.875	30.017	49.614	260.2	3:18:25.217	20	1	2:22.847	53.477	31.895	57.475	261.5	1:18:53.407
48	1	2:02.154 B	34.192	29.887	58.075	260.9	3:20:27.371	21	1	2:01.534	36.235	31.214	54.085	262.8	1:20:54.941
52 RAM Racing 1.Matt GRIFFIN 2.Alvaro PARENTE 3.James ROSSITER Ferrari F458 Italia LMGTE Pro							22	1	2:01.869	36.667	31.246	53.956	265.4	1:22:56.810	
1	1	1:33:27.838	...	35.470	55.084	247.7	1:33:27.838	23	1	2:01.975	36.697	30.933	54.345	264.1	1:24:58.785
2	1	2:02.188	36.539	31.353	54.296	260.9	1:35:30.026	24	1	37:56.078 B	36.002	31.038	...	266.0	2:02:54.863
3	1	2:00.545	35.814	31.013	53.718	262.8	1:37:30.571	25	3	2:24.752	55.670	31.947	57.135	257.8	2:05:19.615
4	1	2:00.158	35.949	31.097	53.112	261.5	1:39:30.729	26	3	2:06.363	37.582	31.629	57.152	261.5	2:07:25.978
5	1	2:00.003	35.875	31.142	52.986	261.5	1:41:30.732	27	3	2:08.422	40.978	33.048	54.396	260.2	2:09:34.400
6	1	2:10.143 B	36.335	31.159	1:02.649	264.1	1:43:40.875	28	3	2:01.381	36.052	31.240	54.089	262.8	2:11:35.781
7	1	5:26.191	4:01.331	31.326	53.534	262.8	1:49:07.066	29	3	2:01.198	36.193	31.299	53.706	263.4	2:13:36.979
8	1	2:00.611	35.840	31.300	53.471	259.0	1:51:07.677	30	3	2:01.531	36.004	31.213	54.314	262.8	2:15:38.510
9	1	2:00.895	35.762	31.255	53.878	261.5	1:53:08.572	31	3	2:01.834	36.061	31.288	54.485	260.9	2:17:40.344
10	1	2:02.312	35.647	31.316	55.349	260.2	1:55:10.884	32	3	9:18.088 B	36.414	31.222	8:10.452	259.6	2:26:58.432
11	1	2:10.993 B	36.793	31.507	1:02.693	261.5	1:57:21.877	33	2	2:25.639	54.353	31.495	59.791	260.9	2:29:24.071
12	2	33:37.493	...	32.294	54.650	259.6	2:30:59.370	34	2	2:07.205	39.578	32.925	54.702	255.9	2:31:31.276
13	2	1:59.852	35.957	31.074	52.821	261.5	2:32:59.222	35	2	2:02.095	36.541	31.200	54.354	262.8	2:33:33.371
14	2	1:59.133	35.309	30.952	52.872	262.1	2:34:58.355	36	2	10:12.700 B	36.490	31.996	9:04.214	238.9	2:43:46.071
15	2	2:01.602	36.386	31.423	53.793	262.8	2:36:59.957								
16	2	1:58.817	35.388	30.965	52.464	262.1	2:38:58.774								



FIA WEC

THE PROLOGUE - PAUL RICARD

Saturday Morning Session

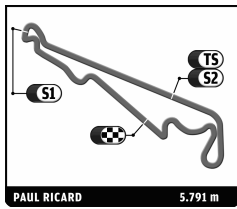
Sector Analysis

■ Personal Best
 ■ Session Best
 ■ Crossing the finish line in pit lane

Lap	D	Time	Sector 1	Sector 2	Sector 3	T. Spd	Elapsed	Lap	D	Time	Sector 1	Sector 2	Sector 3	T. Spd	Elapsed
37	2	2:25.302	54.747	34.830	55.725	254.7	2:46:11.373	28	2	2:19.303	53.454	31.734	54.115	257.8	2:09:57.940
38	2	2:01.240	36.277	31.171	53.792	259.6	2:48:12.613	29	2	4:45.596 B	36.368	31.637	3:37.591	258.4	2:14:43.536
39	2	2:00.796	35.933	31.091	53.772	262.8	2:50:13.409	30	2	2:18.948	53.285	31.631	54.032	255.9	2:17:02.484
40	2	2:00.877	36.010	31.187	53.680	260.2	2:52:14.286	31	2	2:00.151	35.634	31.469	53.048	257.8	2:19:02.635
41	2	2:00.638	35.925	31.232	53.481	260.9	2:54:14.924	32	2	1:59.980	35.601	31.296	53.083	260.2	2:21:02.615
42	2	6:50.376 B	36.811	31.619	54:1.946	261.5	3:01:05.300	33	2	1:59.797	35.584	31.370	52.843	259.6	2:23:02.412
43	3	2:21.992	55.127	32.548	54.317	260.9	3:03:27.292	34	2	1:59.680	35.537	31.094	53.049	259.6	2:25:02.092
44	3	2:02.314	36.942	31.419	53.953	260.2	3:05:29.606	35	2	3:57.201 B	35.714	31.289	2:50.198	260.2	2:28:59.293
45	3	2:00.654	35.995	31.283	53.376	262.1	3:07:30.260	36	2	2:18.411	52.962	31.732	53.717	256.5	2:31:17.704
46	3	2:00.007	35.741	31.102	53.164	262.8	3:09:30.267	37	2	2:00.340	36.012	31.309	53.019	259.6	2:33:18.044
47	3	10:23.334 B	35.576	31.304	9:16.454	262.1	3:19:53.601	38	2	2:00.242	35.860	31.322	53.060	259.6	2:35:18.286
48	3	2:17.756	52.466	31.559	53.731	259.0	3:22:11.357	39	2	8:47.582 B	38.106	31.710	7:37.766	261.5	2:44:05.868
49	3	2:01.346	36.351	31.366	53.629	257.1	3:24:12.703	40	2	2:18.956	53.526	31.647	53.783	257.1	2:46:24.824
50	3	2:01.049	36.121	31.236	53.692	259.6	3:26:13.752	41	2	1:59.460	35.642	31.264	52.554	257.1	2:48:24.284
51	3	8:37.230 B	38.055	31.432	7:27.743	259.6	3:34:50.982	42	2	1:58.990	35.383	31.135	52.472	259.6	2:50:23.274
52	1	2:24.789	56.573	32.257	55.959	257.1	3:37:15.771								
53	1	2:06.516	37.453	32.610	56.453	241.1	3:39:22.287								
54	1	2:05.784	37.207	32.031	56.546	256.5	3:41:28.071								
55	1	2:04.835	37.554	32.112	55.169	257.1	3:43:32.906								
56	1	2:05.319	37.460	31.874	55.985	259.6	3:45:38.225								
57	1	2:04.177	37.398	31.772	55.007	261.5	3:47:42.402								
58	1	2:04.277	37.250	31.828	55.199	260.9	3:49:46.679								
59	1	2:04.280	36.875	32.540	54.865	257.1	3:51:50.959								
60	1	2:03.937	37.021	31.746	55.170	257.8	3:53:54.896								
61	1	2:03.657	36.968	31.671	55.018	259.0	3:55:58.553								
62	1	2:06.813	37.793	32.051	56.969	250.0	3:58:05.366								
63	1	2:03.908	37.070	31.743	55.095	258.4	4:00:09.274								

71		AF Corse		Ferrari F458 Italia			
		1. Davide RIGON	3. James CALADO	LMGTE Pro			
		2. Gianmaria BRUNI					
1	2	30:06.064	...	32.889	55.407	255.3	30:06.064
2	2	2:01.668	36.418	31.543	53.707	259.6	32:07.732
3	2	2:00.879	35.955	31.368	53.556	259.6	34:08.611
4	2	2:00.565	35.922	31.335	53.308	260.2	36:09.176
5	2	2:04.165	36.733	32.040	55.392	261.5	38:13.341
6	2	2:01.264	36.177	31.442	53.645	260.9	40:14.605
7	2	2:00.466	35.934	31.327	53.205	260.2	42:15.071
8	2	1:59.942	35.725	31.174	53.043	264.1	44:15.013
9	2	4:32.833 B	36.187	31.280	3:25.366	261.5	48:47.846
10	2	2:24.154	55.899	31.753	56.502	260.2	51:12.000
11	2	2:01.796	36.154	31.383	54.259	257.8	53:13.796
12	2	1:59.871	35.849	31.358	52.664	260.9	55:13.667
13	2	1:59.353	35.686	31.112	52.555	262.1	57:13.020
14	2	1:59.154	35.442	31.098	52.614	262.8	59:12.174
15	2	2:03.660	35.577	31.342	56.741	260.2	1:01:15.834
16	2	31:19.326 B	36.193	31.484	...	258.4	1:32:35.160
17	2	2:21.188	54.719	32.036	54.433	257.1	1:34:56.348
18	2	2:00.894	35.817	31.418	53.659	259.6	1:36:57.242
19	2	2:00.159	35.684	31.443	53.032	258.4	1:38:57.401
20	2	1:59.761	35.535	31.355	52.871	259.0	1:40:57.162
21	2	1:59.641	35.610	31.302	52.729	259.6	1:42:56.803
22	2	5:40.232 B	35.512	31.270	4:33.450	258.4	1:48:37.035
23	2	2:18.930	53.341	31.714	53.875	257.8	1:50:55.965
24	2	2:00.776	35.698	31.420	53.658	258.4	1:52:56.741
25	2	2:00.250	35.721	31.310	53.219	259.0	1:54:56.991
26	2	1:59.848	35.674	31.379	52.795	257.8	1:56:56.839
27	2	10:41.798 B	35.982	31.809	9:34.007	259.0	2:07:38.637

75		Prospeed Competition		Porsche 911 GT3 RSR			
		1. François PERRODO	3. Matthieu VAXIVIÈRE	LMGTE Am			
		2. Emmanuel COLLARD					
1	3	5:46.096	4:18.427	32.371	55.298	257.8	5:46.096
2	3	2:02.526	36.627	31.523	54.376	258.4	7:48.622
3	3	2:01.475	36.198	31.255	54.022	260.2	9:50.097
4	3	2:02.357	36.905	31.473	53.979	259.0	11:52.454
5	3	2:01.309	35.974	31.472	53.863	258.4	13:53.763
6	3	2:01.228	35.988	31.324	53.916	256.5	15:54.991
7	3	6:00.868 B	36.556	31.594	4:52.718	258.4	21:55.859
8	3	2:21.413	54.844	31.858	54.711	254.1	24:17.272
9	3	2:02.947	36.801	31.799	54.347	253.5	26:20.219
10	3	2:02.222	36.522	31.528	54.172	256.5	28:22.441
11	3	2:01.397	36.119	31.373	53.905	257.1	30:23.838
12	3	2:01.073	36.065	31.194	53.814	259.6	32:24.911
13	3	11:14.607 B	37.822	31.728	...	258.4	43:39.518
14	3	2:21.535	54.459	32.059	55.017	255.3	46:01.053
15	3	2:03.215	36.550	31.687	54.978	258.4	48:04.268
16	3	2:02.767	36.542	31.746	54.479	255.9	50:07.035
17	3	2:01.712	36.230	31.353	54.129	259.0	52:08.747
18	3	24:04.931 B	36.315	31.426	...	257.8	1:16:13.678
19	3	2:20.782	54.906	31.908	53.968	254.7	1:18:34.460
20	3	2:00.085	35.854	31.154	53.077	257.1	1:20:34.545
21	3	1:59.700	35.756	31.274	52.670	259.6	1:22:34.245
22	3	1:59.571	35.590	31.187	52.794	255.9	1:24:33.816
23	3	6:11.780 B	39.154	32.097	5:00.529	258.4	1:30:45.596
24	3	2:18.188	53.305	31.943	52.940	253.5	1:33:03.784
25	3	1:58.641	35.260	31.114	52.267	259.6	1:35:02.425
26	3	1:58.321	35.056	30.898	52.367	260.9	1:37:00.746
27	3	1:58.962	35.372	31.176	52.414	260.2	1:38:59.708
28	3	8:09.833 B	35.980	31.352	7:02.501	257.8	1:47:09.541
29	2	2:23.975	55.416	32.616	55.943	252.9	1:49:33.516
30	2	2:02.526	36.333	31.787	54.406	250.6	1:51:36.042
31	2	2:01.351	36.082	31.426	53.843	255.3	1:53:37.393
32	2	2:00.886	35.818	31.525	53.543	255.9	1:55:38.279
33	2	8:27.549 B	36.099	31.558	7:19.892	254.7	2:04:05.828
34	2	2:19.486	53.191	31.879	54.416	252.9	2:06:25.314
35	2	2:03.098	37.112	31.759	54.227	252.9	2:08:28.412
36	2	2:01.750	36.733	31.487	53.530	256.5	2:10:30.162
37	2	2:01.177	36.115	31.511	53.551	256.5	2:12:31.339
38	2	2:01.201	36.037	31.285	53.879	255.9	2:14:32.540
39	2	2:01.257	35.931	31.542	53.784	254.1	2:16:33.797

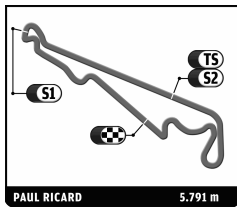


FIA WEC
THE PROLOGUE - PAUL RICARD
Saturday Morning Session

Sector Analysis

■ Personal Best ■ Session Best B Crossing the finish line in pit lane

Lap	D	Time	Sector 1	Sector 2	Sector 3	T. Spd	Elapsed	Lap	D	Time	Sector 1	Sector 2	Sector 3	T. Spd	Elapsed
40	2	18:48.888B	36.199	31.586	...	256.5	2:35:22.685	38	2	2:00.992	36.057	31.119	53.816	260.9	3:58:02.364
41	2	2:23.096	57.156	31.852	54.088	255.3	2:37:45.781	88 Proton Competition Porsche 911 RSR							
42	2	2:02.337	36.514	31.877	53.946	255.9	2:39:48.118	1.Christian RIED 3.Khaled AL QUBAIS I LMGTE Am							
43	2	2:01.661	36.266	31.314	54.081	259.0	2:41:49.779	2.Klaus BACHLER							
44	2	2:02.462	37.089	31.516	53.857	260.9	2:43:52.241	1	1	1:00:33.769	...	33.158	57.047	252.3	1:00:33.769
45	2	2:01.626	36.100	31.251	54.275	259.6	2:45:53.867	2	1	2:04.530	37.597	32.063	54.870	256.5	1:02:38.299
46	2	37:42.831B	36.338	31.478	...	260.2	3:23:36.698	3	1	2:03.053	37.200	31.676	54.177	256.5	1:04:41.352
47	2	2:23.186	54.497	32.557	56.132	249.4	3:25:59.884	4	1	2:02.517	36.814	31.368	54.335	259.6	1:06:43.869
48	2	2:05.055	36.812	31.881	56.362	252.3	3:28:04.939	5	1	2:01.664	36.257	31.401	54.006	257.1	1:08:45.533
49	2	7:00.578B	37.158	31.970	5:51.450	254.7	3:35:05.517	6	1	7:59.963B	36.469	31.453	6:52.041	259.6	1:16:45.496
50	2	2:19.513	52.967	31.855	54.691	248.8	3:37:25.030	7	1	2:18.020	52.344	31.658	54.018	255.9	1:19:03.516
51	2	2:02.529	36.559	31.442	54.528	254.7	3:39:27.559	8	1	2:01.621	36.222	31.420	53.979	259.6	1:21:05.137
52	2	2:02.166	36.158	31.826	54.182	251.2	3:41:29.725	9	1	2:00.980	36.053	31.323	53.604	260.9	1:23:06.117
53	2	5:23.057B	37.297	31.672	4:14.088	252.9	3:46:52.782	10	1	2:01.187	36.143	31.273	53.771	257.8	1:25:07.304
54	2	2:21.095	53.110	31.828	56.157	251.7	3:49:13.877	11	1	2:01.064	36.169	31.234	53.661	261.5	1:27:08.368
55	2	2:04.592	36.926	32.808	54.858	248.3	3:51:18.469	12	1	2:01.844	36.341	31.384	54.119	257.8	1:29:10.212
56	2	2:03.013	36.310	31.896	54.807	250.6	3:53:21.482	13	1	2:03.433	37.008	31.917	54.508	257.8	1:31:13.645
81 AF Corse Ferrari F458 Italia								88 Proton Competition Porsche 911 RSR							
1.Stephen WYATT 3.Sam BIRD LMGTE Am								1.Christian RIED 3.Khaled AL QUBAIS I LMGTE Am							
2.Michele RUGOLO								2.Klaus BACHLER							
1	3	1:23:41.699	...	32.301	54.188	250.0	1:23:41.699	1	1	1:00:33.769	...	33.158	57.047	252.3	1:00:33.769
2	3	1:59.684	35.735	31.049	52.900	260.9	1:25:41.383	2	1	2:04.530	37.597	32.063	54.870	256.5	1:02:38.299
3	3	1:59.768	35.524	31.046	53.198	260.9	1:27:41.151	3	1	2:03.053	37.200	31.676	54.177	256.5	1:04:41.352
4	3	1:59.786	35.571	31.081	53.134	262.1	1:29:40.937	4	1	2:02.517	36.814	31.368	54.335	259.6	1:06:43.869
5	3	5:54.754B	35.688	30.999	4:48.067	262.8	1:35:35.691	5	1	2:01.664	36.257	31.401	54.006	257.1	1:08:45.533
6	3	2:18.079	53.215	31.063	53.801	260.2	1:37:53.770	6	1	7:59.963B	36.469	31.453	6:52.041	259.6	1:16:45.496
7	3	2:00.432	35.787	31.265	53.380	259.0	1:39:54.202	7	1	2:18.020	52.344	31.658	54.018	255.9	1:19:03.516
8	3	2:00.184	35.849	31.173	53.162	260.2	1:41:54.386	8	1	2:01.621	36.222	31.420	53.979	259.6	1:21:05.137
9	3	1:59.849	35.639	31.205	53.005	260.2	1:43:54.235	9	1	2:00.980	36.053	31.323	53.604	260.9	1:23:06.117
10	3	1:59.777	35.539	31.028	53.210	262.1	1:45:54.012	10	1	2:01.187	36.143	31.273	53.771	257.8	1:25:07.304
11	3	1:59.738	35.582	31.000	53.156	261.5	1:47:53.750	11	1	2:01.064	36.169	31.234	53.661	261.5	1:27:08.368
12	3	1:59.682	35.533	30.973	53.176	260.9	1:49:53.432	12	1	2:01.844	36.341	31.384	54.119	257.8	1:29:10.212
13	3	2:00.525	34.596	31.303	54.626	259.6	1:51:53.957	13	1	2:03.433	37.008	31.917	54.508	257.8	1:31:13.645
14	3	2:00.189	35.726	31.226	53.237	259.6	1:53:54.146	14	1	2:01.951	36.392	31.488	54.071	255.9	1:33:15.596
15	3	2:01.059	36.433	31.091	53.535	260.9	1:55:55.205	15	1	2:01.500	35.977	31.424	54.099	258.4	1:35:17.096
16	3	2:00.466	35.782	31.168	53.516	260.9	1:57:55.671	16	1	12:28.727B	36.152	31.290	...	258.4	1:47:45.823
17	3	3:55.657B	35.749	31.118	2:48.790	261.5	2:01:51.328	17	3	2:30.770	59.503	33.555	57.712	251.7	1:50:16.593
18	3	2:18.433	52.595	31.329	54.509	260.2	2:04:09.761	18	3	2:06.426	37.883	32.248	56.295	256.5	1:52:23.019
19	3	2:01.680	36.182	31.207	54.291	260.2	2:06:11.441	19	3	2:05.365	37.482	32.318	55.565	256.5	1:54:28.384
20	3	2:01.767	36.365	31.257	54.145	260.2	2:08:13.208	20	3	2:04.123	36.966	32.049	55.108	256.5	1:56:32.507
21	3	2:03.884	36.826	31.837	55.221	260.2	2:10:17.092	21	3	2:06.897	37.752	32.482	56.663	256.5	1:58:39.404
22	3	2:01.994	36.545	31.793	53.656	260.9	2:12:19.086	22	3	2:05.206	55.539	257.8	2:00:44.610
23	3	2:01.764	37.031	31.093	53.640	259.0	2:14:20.850	23	3	4:23.885B	37.779	32.263	3:13.843	257.8	2:05:08.495
24	3	2:00.864	35.952	31.245	53.667	259.0	2:16:21.714	24	3	2:25.371	55.894	33.002	56.475	255.3	2:07:33.866
25	3	2:00.343	35.787	31.165	53.391	259.6	2:18:22.057	25	3	2:03.842	36.944	31.849	55.049	258.4	2:09:37.708
26	3	2:00.629	35.945	31.099	53.585	257.8	2:20:22.686	26	3	2:03.557	36.405	31.753	55.399	259.6	2:11:41.265
27	3	2:01.159	35.934	31.197	54.028	260.9	2:22:23.845	27	3	8:43.289B	37.733	32.788	7:32.768	257.8	2:20:24.554
28	3	2:00.275	35.850	31.054	53.371	260.9	2:24:24.120	28	2	2:34.638	1:02.713	35.395	56.530	244.3	2:22:59.192
29	3	2:00.714	35.825	31.096	53.793	262.8	2:26:24.834	29	2	1:59.976	35.858	31.206	52.912	255.9	2:24:59.168
30	3	1:15:08.765B	38.176	43.389	...	189.5	3:41:33.599	30	2	1:59.617	35.529	31.299	52.789	257.8	2:26:58.785
31	2	2:19.600	52.953	31.588	55.059	255.3	3:43:53.199	31	2	11:17.674B	1:00.796	32.150	9:44.728	256.5	2:38:16.459
32	2	2:03.253	36.604	31.591	55.058	255.9	3:45:56.452	32	2	2:22.601	55.689	32.041	54.871	254.1	2:40:39.060
33	2	2:01.372	36.300	31.114	53.958	261.5	3:47:57.824	33	2	2:02.071	36.417	32.071	53.583	256.5	2:42:41.131
34	2	2:00.956	36.060	31.078	53.818	261.5	3:49:58.780	34	2	2:00.719	36.207	31.515	52.997	255.9	2:44:41.850
35	2	2:01.029	36.207	31.222	53.600	256.5	3:51:59.809	35	2	2:00.118	35.706	31.418	52.994	256.5	2:46:41.968
36	2	2:01.004	36.062	31.217	53.725	255.3	3:54:00.813	36	2	1:59.788	35.593	31.289	52.906	257.1	2:48:41.756
37	2	2:00.559	35.982	31.226	53.351	258.4	3:56:01.372	37	2	1:59.974	35.671	31.362	52.941	257.8	2:50:41.730
81 AF Corse Ferrari F458 Italia								90 8 Star Motorsports Ferrari F458 Italia							
1.Stephen WYATT 3.Sam BIRD LMGTE Am								1.Vicente POTOLICCHIO 3.Paolo RUBERTI LMGTE Am							
2.Michele RUGOLO								2.Gianluca RODA							
1	3	1:19:39.052	...	32.100	57.959	259.0	1:19:39.052	1	3	1:19:39.052	...	32.100	57.959	259.0	1:19:39.052
2	3	2:09.274	36.827	33.024	59.423	235.8	1:21:48.326	2	3	2:09.274	36.827	33.024	59.423	235.8	1:21:48.326
3	3	2:02.100	36.470	31.215	54.415	264.7	1:23:50.426	3	3	2:02.100	36.470	31.215	54.415	264.7	1:23:50.426
4	3	2:00.959	36.061	31.013	53.885	264.1	1:25:51.385	4	3	2:00.959	36.061	31.013	53.885	264.1	1:25:51.385
5	3	2:02.397	36.540	31.148	54.709	263.4	1:27:53.782	5	3	2:02.397	36.540	31.148	54.709	263.4	1:27:53.782
6	3	2:00.931	35.988	31.129	53.814	265.4	1:29:54.713	6	3	2:00.931	35.988	31.129	53.814	265.4	1:29:54.713
7	3	13:06.904B	37.737	32.892	...	254.7	1:43:01.617	7	3	13:06.904B	37.737	32.892	...	254.7	1:43:01.617
8	3	2:24.087	57.198	31.709	55.180	260.9	1:45:25.704	8	3	2:24.087	57.198	31.709	55.180	260.9	1:45:25.704
9	3	1:05:19.229B	36.217	31.356	...	260.9	2:50:44.933	9	3	1:05:19.229B	36.217	31.356	...	260.9	2:50:44.933
10	3	2:25.752	53.874	32.180	59.698	260.2	2:53:10.685	10	3	2:25.752	53.874	32.180	59.698	260.2	2:53:10.685
11	3	2:00.613	36.194	31.219	53.200	260.2	2:55:11.298	11	3	2:00.613	36.194	31.219	53.200	260.2	2:55:11.298
12	3	2:10.430	43.332	32.590	54.508	262.8	2:57:21.728	12	3	2:10.430	43.332	32.590	54.508	262.8	2:57:21.728
13	3	2:00.197	35.800	31.014	53.383	259.0	2:59:21.925	13	3	2:00.197	35.800	31.014	53.383	259.0	2:59:21.925

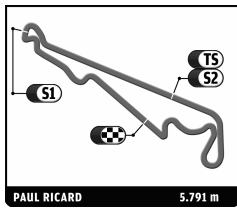


FIA WEC
THE PROLOGUE - PAUL RICARD
Saturday Morning Session

Sector Analysis

■ Personal Best ■ Session Best ■ Crossing the finish line in pit lane

Lap	D	Time	Sector 1	Sector 2	Sector 3	T. Spd	Elapsed	Lap	D	Time	Sector 1	Sector 2	Sector 3	T. Spd	Elapsed				
14	3	5:25.028B	36.693	32.715	4:15.620	250.6	3:04:46.953	44	1	2:09.386	42.133	32.935	54.318	257.8	2:13:09.370				
15	1	2:20.926	54.470	31.480	54.976	262.1	3:07:07.879	45	1	1:59.768	35.875	31.120	52.773	258.4	2:15:09.138				
16	1	2:02.646	36.995	31.286	54.365	260.9	3:09:10.525	46	1	1:59.981	35.857	31.370	52.754	258.4	2:17:09.119				
17	1	2:01.693	36.465	31.331	53.897	262.1	3:11:12.218	47	1	1:59.385	35.591	31.098	52.696	257.8	2:19:08.504				
18	1	2:01.079	36.080	31.132	53.867	262.1	3:13:13.297	48	1	2:00.982	35.649	31.122	54.211	260.9	2:21:09.486				
19	1	2:00.507	36.005	30.881	53.621	263.4	3:15:13.804	49	1	2:00.778	35.790	31.271	53.717	259.0	2:23:10.264				
20	1	3:18.833B	37.735	31.340	2:09.758	261.5	3:18:32.637	50	1	2:00.797	36.335	31.264	53.198	259.0	2:25:11.061				
21	2	3:22.938B	58.706	31.964	1:52.268	257.1	3:21:55.575	51	1	1:59.887	35.673	31.331	52.883	259.6	2:27:10.948				
22	2	2:24.649	55.451	31.582	57.616	257.8	3:24:20.224	52	1	20:17.774B	37.112	31.559	...	258.4	2:47:28.722				
23	2	3:14.931B	37.868	32.243	2:04.820	251.7	3:27:35.155	53	1	2:23.388	56.808	31.962	54.618	254.7	2:49:52.110				
24	3	2:23.565	55.186	32.396	55.983	258.4	3:29:58.720	54	1	2:02.773	36.358	31.684	54.731	257.1	2:51:54.883				
<div style="border: 1px solid black; padding: 5px;"> 92 Porsche Team Manthey 1. Marco HOLZER 2. Frédéric MAKOWIECKI </div>								<div style="border: 1px solid black; padding: 5px;"> Porsche 911 RSR LMGTE Pro </div>											
1	1	3:14.199	1:41.444	34.128	58.627	244.9	3:14.199	55	1	2:00.847	36.296	31.107	53.444	259.6	2:53:55.730				
2	1	2:08.272	39.008	32.336	56.928	259.0	5:22.471	56	1	4:14.904B	36.902	31.494	3:06.508	257.1	2:58:10.634				
3	1	2:02.795	37.181	31.365	54.249	260.2	7:25.266	57	3	2:22.056	55.859	31.664	54.533	257.1	3:00:32.690				
4	1	2:00.399	36.037	31.270	53.092	260.2	9:25.665	58	3	2:03.008	36.875	31.738	54.395	259.0	3:02:35.698				
5	1	1:59.283	35.560	31.145	52.578	260.2	11:24.948	59	3	2:01.039	36.214	31.380	53.445	256.5	3:04:36.737				
6	1	1:59.101	35.525	31.018	52.558	260.9	13:24.049	60	3	2:01.989	36.950	31.389	53.650	260.2	3:06:38.726				
7	1	1:59.081	35.474	31.119	52.488	260.2	15:23.130	61	3	2:59.521B	35.905	31.386	1:52.230	258.4	3:09:38.247				
8	1	1:59.046	35.322	30.962	52.762	261.5	17:22.176	62	3	2:23.187	55.944	32.188	55.055	252.9	3:12:01.434				
9	1	2:00.210	35.488	31.112	53.610	259.6	19:22.386	63	3	1:59.734	35.926	31.422	52.386	257.1	3:14:01.168				
10	1	1:59.498	35.563	31.048	52.887	259.6	21:21.884	64	3	1:58.863	35.274	31.510	52.079	255.3	3:16:00.031				
11	1	13:45.534B	36.103	31.252	...	260.2	35:07.418	65	3	1:59.408	35.483	31.397	52.528	253.5	3:17:59.439				
12	1	2:28.805	57.216	34.073	57.516	251.7	37:36.223	66	3	1:59.434	35.401	31.534	52.499	255.3	3:19:58.873				
13	1	2:05.749	38.456	32.037	55.256	255.3	39:41.972	67	3	2:00.386	36.111	31.575	52.700	253.5	3:21:59.259				
14	1	2:02.263	36.768	31.626	53.869	255.3	41:44.235	68	3	2:02.297	36.108	31.409	54.780	251.7	3:24:01.556				
15	1	2:00.308	36.010	31.161	53.137	261.5	43:44.543	69	3	2:00.164	35.640	31.532	52.992	253.5	3:26:01.720				
16	1	1:58.896	35.361	30.923	52.612	264.1	45:43.439	70	3	2:00.253	35.564	31.292	53.397	260.2	3:28:01.973				
17	1	1:58.550	35.299	30.914	52.337	261.5	47:41.989	71	3	2:00.249	36.093	31.350	52.806	256.5	3:30:02.222				
18	1	1:58.576	35.274	30.984	52.318	261.5	49:40.565	72	3	2:00.393	35.534	31.335	53.524	256.5	3:32:02.615				
19	1	1:58.732	35.601	30.884	52.247	262.1	51:39.297	73	3	1:59.763	35.633	31.411	52.719	255.9	3:34:02.378				
20	1	1:59.215	35.400	31.018	52.797	259.6	53:38.512	74	3	1:59.917	35.528	31.440	52.949	254.7	3:36:02.295				
21	1	1:58.600	35.385	30.950	52.265	260.2	55:37.112	75	3	1:59.889	35.729	31.164	52.996	257.1	3:38:02.184				
22	1	14:49.171B	35.967	31.063	...	260.2	1:10:26.283	76	3	1:59.526	35.569	31.325	52.632	257.1	3:40:01.710				
23	1	2:25.957	55.081	33.445	57.431	252.9	1:12:52.240	77	3	2:00.836	35.399	31.591	53.846	253.5	3:42:02.546				
24	1	2:05.431	38.400	32.050	54.981	255.3	1:14:57.671	78	3	2:00.985	35.748	31.698	53.539	254.1	3:44:03.531				
25	1	2:00.511	36.111	31.304	53.096	257.1	1:16:58.182	<div style="border: 1px solid black; padding: 5px;"> 95 Aston Martin Racing 1. Kristian POULSEN 2. Nikki THIM </div>								<div style="border: 1px solid black; padding: 5px;"> Aston Martin Vantage V8 LMGTE Am </div>			
26	1	1:58.808	35.545	31.093	52.170	259.0	1:18:56.990	1	1	24:00.894	...	34.113	56.607	250.0	24:00.894				
27	1	2:03.547	37.201	31.244	55.102	258.4	1:21:00.537	2	1	2:06.169	37.602	32.350	56.217	251.2	26:07.063				
28	1	1:58.768	35.471	30.928	52.369	264.1	1:22:59.305	3	1	2:05.277	37.635	32.082	55.560	252.9	28:12.340				
29	1	2:02.017	35.224	31.014	55.779	259.6	1:25:01.322	4	1	2:17.586B	37.321	32.901	1:07.364	252.9	30:29.926				
30	1	1:58.435	35.337	30.735	52.363	262.8	1:26:59.757	5	1	9:27.375	7:51.322	35.145	1:00.908	242.7	39:57.301				
31	1	1:58.625	35.366	31.021	52.238	259.6	1:28:58.382	6	1	2:02.854	36.890	31.890	54.074	255.3	42:00.155				
32	1	1:58.464	35.227	31.056	52.181	259.6	1:30:56.846	7	1	2:02.360	36.520	31.457	54.383	258.4	44:02.515				
33	1	1:58.329	35.037	31.103	52.189	257.1	1:32:55.175	8	1	2:01.498	36.246	31.309	53.943	259.0	46:04.013				
34	1	14:23.455B	35.939	31.159	...	259.6	1:47:18.630	9	1	2:16.171B	37.316	31.677	1:07.178	257.8	48:20.184				
35	1	2:40.344	1:04.098	36.731	59.515	215.1	1:49:58.974	10	1	7:31.910	6:03.320	32.342	56.248	234.8	55:52.094				
36	1	2:08.351	39.317	32.598	56.436	254.7	1:52:07.325	11	1	2:03.117	36.820	31.612	54.685	257.8	57:55.211				
37	1	2:08.198	39.002	33.263	55.933	253.5	1:54:15.523	12	1	2:02.673	36.777	31.626	54.270	257.8	59:57.884				
38	1	2:02.836	37.102	31.703	54.031	257.1	1:56:18.359	13	1	2:02.231	36.504	31.602	54.125	257.1	1:02:00.115				
39	1	2:02.037	36.934	31.807	53.296	257.8	1:58:20.396	14	1	2:07.260	38.153	32.797	56.310	255.3	1:04:07.375				
40	1	6:18.214B	36.838	31.635	5:09.741	258.4	2:04:38.610	15	1	2:59.150B	36.682	31.977	1:50.491	256.5	1:07:06.525				
41	1	2:20.613	54.217	31.814	54.582	257.1	2:06:59.223	16	2	8:32.141	7:05.237	32.036	54.868	254.1	1:15:38.666				
42	1	2:01.199	36.676	31.528	52.995	259.6	2:09:00.422	17	2	2:01.181	36.325	31.414	53.442	257.8	1:17:39.847				
43	1	1:59.562	35.739	31.200	52.623	260.2	2:10:59.984	18	2	2:00.564	36.161	31.380	53.023	257.8	1:19:40.411				
								19	2	2:58.798B	35.958	31.446	1:51.394	256.5	1:22:39.209				



FIA WEC
THE PROLOGUE - PAUL RICARD
Saturday Morning Session

Sector Analysis

							■ Personal Best		■ Session Best		■ Crossing the finish line in pit lane				
Lap	D	Time	Sector 1	Sector 2	Sector 3	T. Spd	Elapsed	Lap	D	Time	Sector 1	Sector 2	Sector 3	T. Spd	Elapsed
20	2	24:54.393	...	32.562	54.038	252.3	1:47:33.602	25	1	2:01.835	36.231	31.494	54.110	262.1	2:43:50.167
21	2	2:01.335	36.330	31.797	53.208	254.7	1:49:34.937	26	1	2:02.857	37.458	31.592	53.807	254.7	2:45:53.024
22	2	2:01.513	36.182	31.747	53.584	250.6	1:51:36.450	27	1	2:12.260 B	36.513	31.353	1:04.394	259.6	2:48:05.284
23	2	2:03.201	36.441	33.450	53.310	247.1	1:53:39.651								
24	2	2:01.537	36.585	31.725	53.227	256.5	1:55:41.188								
25	2	2:10.277 B	35.792	31.490	1:02.995	256.5	1:57:51.465								
26	2	12:44.727	...	32.277	54.366	252.3	2:10:36.192								
27	2	2:02.184	36.493	31.803	53.888	255.3	2:12:38.376								
28	2	2:01.178	36.216	31.566	53.396	255.3	2:14:39.554								
29	2	2:00.953	35.960	31.606	53.387	255.3	2:16:40.507								
30	2	2:00.728	35.945	31.599	53.184	257.1	2:18:41.235								
31	2	2:01.132	35.922	31.625	53.585	254.1	2:20:42.367								
32	2	2:10.034 B	35.923	31.721	1:02.390	255.9	2:22:52.401								
33	1	24:50.932	...	38.191	1:00.095	227.4	2:47:43.333								
34	1	2:03.316	37.032	31.779	54.505	255.9	2:49:46.649								
35	1	2:02.834	36.726	31.625	54.483	255.3	2:51:49.483								
36	1	2:02.342	36.458	31.532	54.352	257.8	2:53:51.825								
37	1	2:02.542	36.476	31.527	54.539	257.8	2:55:54.367								
38	1	2:02.396	36.529	31.494	54.373	257.1	2:57:56.763								
39	1	2:02.532	36.613	31.515	54.404	255.3	2:59:59.295								
40	1	2:02.662	36.402	31.650	54.610	257.1	3:02:01.957								
41	1	3:24.711 B	37.475	32.178	2:15.058	254.7	3:05:26.668								
42	2	25:40.542	...	33.839	56.898	244.3	3:31:07.210								
43	2	2:05.019	36.565	33.426	55.028	249.4	3:33:12.229								
44	2	2:03.960	38.766	31.827	53.367	254.7	3:35:16.189								
45	2	2:00.577	35.877	31.413	53.287	252.9	3:37:16.766								
46	2	2:02.448	36.691	32.332	53.425	254.7	3:39:19.214								
47	2	2:00.910	35.932	31.539	53.439	252.9	3:41:20.124								
48	2	2:00.820	35.985	31.602	53.233	254.7	3:43:20.944								
49	2	2:09.450 B	36.048	31.675	1:01.727	254.1	3:45:30.394								

99	Aston Martin Racing	Aston Martin Vantage V8	
	1. Alex MACDOWALL	3. Fernando REES	LMGTE Pro
	2. Darryl O'YOUNG		

1	1	1:00:52.124	...	32.917	56.715	251.7	1:00:52.124
2	1	2:08.993	38.066	32.142	58.785	254.7	1:03:01.117
3	1	2:04.656	37.285	32.059	55.312	255.9	1:05:05.773
4	1	2:07.367	38.728	32.009	56.630	256.5	1:07:13.140
5	1	2:04.720	37.213	31.860	55.647	255.3	1:09:17.860
6	1	2:04.167	36.980	31.685	55.502	257.8	1:11:22.027
7	1	2:05.204	37.901	31.816	55.487	254.7	1:13:27.231
8	1	2:05.739	37.727	32.889	55.123	255.3	1:15:32.970
9	1	2:03.001	36.727	31.517	54.757	256.5	1:17:35.971
10	1	2:04.331	36.977	31.854	55.500	255.3	1:19:40.302
11	1	2:05.508	37.776	31.631	56.101	255.3	1:21:45.810
12	1	2:53.374 B	37.469	31.796	1:44.109	257.8	1:24:39.184
13	1	9:23.207	7:54.135	32.847	56.225	251.7	1:34:02.391
14	1	2:04.431	36.872	32.456	55.103	257.1	1:36:06.822
15	1	2:01.520	36.317	31.320	53.883	259.6	1:38:08.342
16	1	2:02.176	36.960	31.318	53.898	257.1	1:40:10.518
17	1	2:01.307	36.104	31.428	53.775	255.9	1:42:11.825
18	1	2:00.822	35.997	31.405	53.420	257.1	1:44:12.647
19	1	2:14.224 B	37.103	32.142	1:04.979	258.4	1:46:26.871
20	1	47:11.401	...	33.457	58.490	248.8	2:33:38.272
21	1	2:03.737	37.018	32.107	54.612	254.1	2:35:42.009
22	1	2:02.445	37.095	31.528	53.822	258.4	2:37:44.454
23	1	2:01.922	36.408	31.525	53.989	255.3	2:39:46.376
24	1	2:01.956	36.171	31.370	54.415	257.8	2:41:48.332