

Porsche GT3 Cup Brasil

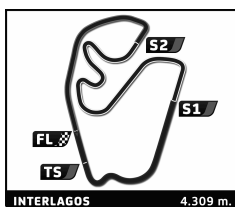
6 Hours of Sao Paulo

Race 1

Analysis

■ Personal Best
 ■ Session Best
 ■ Crossing the finish line in pit lane

Lap	Time	Sector 1	Sector 2	Sector 3	Kph	Elapsed	Lap	Time	Sector 1	Sector 2	Sector 3	Kph	Elapsed	
0	Constantino JUNIOR						BRA	15	1:37.077	24.632	48.734	23.711	159.8	24:33.287
							16	1:36.997	24.588	48.646	23.763	159.9	26:10.284	
							17	1:37.621	24.806	49.070	23.745	158.9	27:47.905	
1	Ricardo ROSSET						BRA	1	1:43.084	29.882	49.527	23.675	150.5	1:43.084
	2	1:37.342	24.965	48.558	23.819	159.4	3:20.426							
	3	1:36.851	24.564	48.443	23.844	160.2	4:57.277							
	4	1:37.657	25.267	48.622	23.768	158.8	6:34.934							
	5	1:36.387	24.381	48.341	23.665	160.9	8:11.321							
	6	1:36.518	24.331	48.477	23.710	160.7	9:47.839							
	7	1:36.376	24.467	48.287	23.622	161.0	11:24.215							
	8	1:36.399	24.306	48.397	23.696	160.9	13:00.614							
	9	1:36.523	24.336	48.418	23.769	160.7	14:37.137							
	10	1:36.834	24.529	48.480	23.825	160.2	16:13.971							
	11	1:36.928	24.525	48.582	23.821	160.0	17:50.899							
	12	1:37.173	24.631	48.761	23.781	159.6	19:28.072							
	13	1:37.263	24.752	48.612	23.899	159.5	21:05.335							
	14	1:37.440	24.665	48.978	23.797	159.2	22:42.775							
	15	1:37.365	24.768	48.795	23.802	159.3	24:20.140							
	16	1:37.248	24.701	48.824	23.723	159.5	25:57.388							
	17	1:37.779	24.881	48.971	23.927	158.6	27:35.167							
2	Franco GIAFFONE						BRA	1	1:43.979	29.714	50.712	23.553	149.2	1:43.979
	2	1:37.232	25.089	48.619	23.524	159.5	3:21.211							
	3	1:37.666	24.531	49.501	23.634	158.8	4:58.877							
	4	1:37.818	24.992	49.332	23.494	158.6	6:36.695							
	5	1:36.164	24.428	48.188	23.548	161.3	8:12.859							
	6	1:36.527	24.412	48.485	23.630	160.7	9:49.386							
	7	1:36.158	24.381	48.221	23.556	161.3	11:25.544							
	8	1:36.432	24.322	48.410	23.700	160.9	13:01.976							
	9	1:36.425	24.273	48.414	23.738	160.9	14:38.401							
	10	1:36.736	24.448	48.542	23.746	160.4	16:15.137							
	11	1:37.600	24.477	48.718	24.405	158.9	17:52.737							
	12	1:37.137	24.505	48.817	23.815	159.7	19:29.874							
	13	1:37.277	24.539	48.863	23.875	159.5	21:07.151							
	14	1:37.208	24.546	48.819	23.843	159.6	22:44.359							
	15	1:37.575	24.725	49.011	23.839	159.0	24:21.934							
	16	1:37.426	24.640	48.960	23.826	159.2	25:59.360							
	17	1:37.602	24.704	49.142	23.756	158.9	27:36.962							
3	Rodolfo OMETTO						BRA	1	1:46.575	31.664	51.031	23.880	145.6	1:46.575
	2	1:37.698	24.537	49.466	23.695	158.8	3:23.386							
	3	1:37.280	24.549	49.049	23.682	159.5	5:00.666							
	4	1:37.904	24.619	49.579	23.706	158.4	6:38.570							
	5	1:38.455	24.669	49.698	24.088	157.6	8:17.025							
	6	1:39.061	24.606	50.378	24.077	156.6	9:56.086							
	7	1:38.986	24.500	50.658	23.828	156.7	11:35.072							
	8	1:37.135	24.507	48.763	23.865	159.7	13:12.207							
	9	1:37.590	24.675	49.067	23.848	159.0	14:49.797							
	10	1:37.315	24.686	48.780	23.849	159.4	16:27.112							
	11	1:37.226	24.640	48.900	23.686	159.5	18:04.338							
	12	1:37.234	24.518	48.976	23.740	159.5	19:41.572							
	13	1:37.367	24.421	49.021	23.925	159.3	21:18.939							
	14	1:37.271	24.775	48.641	23.855	159.5	22:56.210							
4	Gui AFFONSO						BRA	1	1:50.184	33.810	52.166	24.208	140.8	1:50.184
	2	1:39.032	25.319	49.608	24.105	156.6	3:29.216							
	3	1:38.195	24.659	49.598	23.938	158.0	5:07.411							
	4	1:38.235	24.597	49.618	24.020	157.9	6:45.646							
	5	1:37.748	24.662	49.354	23.732	158.7	8:23.394							
	6	1:38.760	24.761	49.476	24.523	157.1	10:02.154							
	7	1:39.851	25.721	50.163	23.967	155.4	11:42.005							
	8	1:38.571	24.740	49.884	23.947	157.4	13:20.576							
	9	1:38.591	24.664	50.009	23.918	157.3	14:59.167							
	10	1:39.042	25.655	49.498	23.889	156.6	16:38.209							
	11	1:38.206	24.507	49.878	23.821	158.0	18:16.415							
	12	1:40.265	24.752	51.642	23.871	154.7	19:56.680							
	13	1:39.009	25.070	50.131	23.808	156.7	21:35.689							
	14	1:38.844	24.702	50.243	23.899	156.9	23:14.533							
	15	1:39.026	25.152	49.874	24.000	156.6	24:53.559							
	16	1:38.816	24.689	50.099	24.028	157.0	26:32.375							
	17	1:44.733	26.611	54.139	23.983	148.1	28:17.108							
5	Clemente LUNARDI						BRA	1	1:44.926	31.129	50.054	23.743	147.8	1:44.926
	2	1:37.540	24.767	49.187	23.586	159.0	3:22.466							
	3	1:37.268	24.648	49.088	23.532	159.5	4:59.734							
	4	1:38.469	24.662	49.743	24.064	157.5	6:38.203							
	5	1:38.397	24.643	49.801	23.953	157.7	8:16.600							
	6	1:38.669	24.433	50.539	23.697	157.2	9:55.269							
	7	1:37.094	24.550	48.913	23.631	159.8	11:32.363							
	8	1:41.610	24.306	53.675	23.629	152.7	13:13.973							
	9	1:37.296	24.368	49.226	23.702	159.4	14:51.269							
	10	1:37.767	24.911	49.276	23.580	158.7	16:29.036							
	11	1:37.256	24.411	49.008	23.837	159.5	18:06.292							
	12	1:37.151	24.413	48.996	23.742	159.7	19:43.443							
	13	1:37.712	24.454	49.615	23.643	158.8	21:21.155							
	14	1:38.170	24.595	49.405	24.170	158.0	22:59.325							
	15	1:38.126	24.689	49.521	23.916	158.1	24:37.451							
	16	1:38.613	24.939	49.715	23.959	157.3	26:16.064							
	17	1:39.275	25.113	50.212	23.950	156.3	27:55.339							
6	Constantino JUNIOR						BRA	1	1:37.077	24.632	48.734	23.711	159.8	24:33.287
	2	1:36.997	24.588	48.646	23.763	159.9	26:10.284							
	3	1:37.621	24.806	49.070	23.745	158.9	27:47.905							



Porsche GT3 Cup Brasil

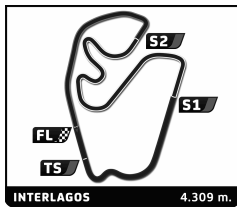
6 Hours of Sao Paulo

Race 1

Analysis

■ Personal Best
 ■ Session Best
 ■ Crossing the finish line in pit lane

Lap	Time	Sector 1	Sector 2	Sector 3	Kph	Elapsed	Lap	Time	Sector 1	Sector 2	Sector 3	Kph	Elapsed
11	1:37.863	24.848	49.136	23.879	158.5	18:08.064	16	1:38.458	24.778	49.717	23.963	157.6	26:16.313
12	1:37.524	24.703	48.945	23.876	159.1	19:45.588	17	1:39.579	25.022	50.575	23.982	155.8	27:55.892
13	1:47.569	24.867	58.564	24.138	144.2	21:33.157							
14	1:38.601	25.042	49.571	23.988	157.3	23:11.758							
15	1:38.413	25.028	49.328	24.057	157.6	24:50.171							
16	1:38.966	25.109	49.827	24.030	156.7	26:29.137							
17	1:39.956	25.265	50.218	24.473	155.2	28:09.093							
9	Guilherme FIGUEIROA												
BRA													
1	1:50.978	35.893	50.654	24.431	139.8	1:50.978							
2	1:38.861	25.440	49.702	23.719	156.9	3:29.839							
3	1:38.313	24.853	49.578	23.882	157.8	5:08.152							
4	1:37.865	24.753	49.481	23.631	158.5	6:46.017							
5	1:37.800	24.856	49.226	23.718	158.6	8:23.817							
6	1:38.500	24.865	49.381	24.254	157.5	10:02.317							
7	1:39.968	26.250	49.854	23.864	155.2	11:42.285							
8	1:38.565	24.885	49.882	23.798	157.4	13:20.850							
9	1:38.469	24.881	49.810	23.778	157.5	14:59.319							
10	1:45.691	25.844	56.073	23.774	146.8	16:45.010							
11	1:39.609	24.573	50.381	24.655	155.7	18:24.619							
12	1:39.512	24.950	50.558	24.004	155.9	20:04.131							
13	1:39.473	25.498	49.477	24.498	155.9	21:43.604							
14	1:46.438	32.744	49.782	23.912	145.7	23:30.042							
15	1:38.752	24.931	49.816	24.005	157.1	25:08.794							
16	1:38.767	25.150	49.646	23.971	157.1	26:47.561							
17	1:38.798	24.960	49.973	23.865	157.0	28:26.359							
10	Adalberto BAPTISTA												
BRA													
1	1:47.489	32.774	51.079	23.636	144.3	1:47.489							
2	1:38.457	25.178	49.644	23.635	157.6	3:25.946							
3	1:38.612	25.113	49.858	23.641	157.3	5:04.558							
4	1:37.735	24.533	49.562	23.640	158.7	6:42.293							
5	1:37.213	24.449	49.091	23.673	159.6	8:19.506							
6	1:51.085	24.442	49.423	37.220	139.6	10:10.591							
7	1:45.836	28.514	52.106	25.216	146.6	11:56.427							
8	2:03.235 B	28.263	53.053	41.919	125.9	13:59.662							
13	Pedro QUEIROLO												
BRA													
1	1:46.915	31.733	51.424	23.758	145.1	1:46.915							
2	1:37.351	24.738	49.061	23.552	159.3	3:24.266							
3	1:37.695	24.829	49.181	23.685	158.8	5:01.961							
4	1:37.494	24.636	49.183	23.675	159.1	6:39.455							
5	1:38.316	24.654	49.555	24.107	157.8	8:17.771							
6	1:40.966	24.745	49.840	26.381	153.6	9:58.737							
7	1:38.517	25.807	48.885	23.825	157.5	11:37.254							
8	1:37.402	24.568	48.997	23.837	159.3	13:14.656							
9	1:37.078	24.579	48.844	23.655	159.8	14:51.734							
10	1:38.104	24.676	49.524	23.904	158.1	16:29.838							
11	1:37.477	24.497	49.111	23.869	159.1	18:07.315							
12	1:37.402	24.575	48.930	23.897	159.3	19:44.717							
13	1:37.697	24.697	49.187	23.813	158.8	21:22.414							
14	1:37.695	24.649	49.199	23.847	158.8	23:00.109							
15	1:37.746	24.723	49.270	23.753	158.7	24:37.855							
15	Marcel VISCONDE												
BRA													
1	1:45.230	31.344	50.160	23.726	147.4	1:45.230							
2	1:37.724	24.694	49.246	23.784	158.7	3:22.954							
3	1:37.186	24.465	49.093	23.628	159.6	5:00.140							
4	1:38.706	24.607	50.411	23.688	157.2	6:38.846							
5	1:38.520	24.653	49.749	24.118	157.5	8:17.366							
6	1:57.269	24.436	50.326	42.507	132.3	10:14.635							
7	1:37.735	25.034	48.990	23.711	158.7	11:52.370							
8	1:36.884	24.357	48.763	23.764	160.1	13:29.254							
9	1:37.149	24.331	49.074	23.744	159.7	15:06.403							
10	1:37.886	24.679	49.475	23.732	158.5	16:44.289							
11	2:02.362 B	24.824	50.004	47.534	126.8	18:46.651							
17	Marcelo STALLONE												
BRA													
1	1:49.616	33.722	51.992	23.902	141.5	1:49.616							
2	1:38.966	25.209	49.967	23.790	156.7	3:28.582							
3	1:38.344	25.157	49.474	23.713	157.7	5:06.926							
4	1:38.264	24.958	49.555	23.751	157.9	6:45.190							
5	1:37.890	24.958	49.202	23.730	158.5	8:23.080							
6	1:38.332	24.928	49.452	23.952	157.8	10:01.412							
7	1:40.305	26.066	50.410	23.829	154.7	11:41.717							
8	1:38.387	24.789	49.911	23.687	157.7	13:20.104							
9	1:38.476	25.030	49.723	23.723	157.5	14:58.580							
10	1:39.182	25.516	49.892	23.774	156.4	16:37.762							
11	1:38.144	24.821	49.700	23.623	158.1	18:15.906							
12	1:39.169	25.029	50.414	23.726	156.4	19:55.075							
13	1:38.765	25.117	49.799	23.849	157.1	21:33.840							
14	1:39.455	25.762	49.939	23.754	156.0	23:13.295							
15	1:39.252	25.501	50.053	23.698	156.3	24:52.547							
16	1:39.165	25.355	50.165	23.645	156.4	26:31.712							
17	1:44.345	26.442	53.814	24.089	148.7	28:16.057							
18	Carlos AMBRÓSIO												
BRA													
1	1:48.622	32.879	51.912	23.831	142.8	1:48.622							
2	1:38.926	24.506	50.487	23.933	156.8	3:27.548							
3	1:37.198	24.402	49.199	23.597	159.6	5:04.746							
4	1:37.875	24.541	49.598	23.736	158.5	6:42.621							
5	1:37.289	24.568	49.064	23.657	159.4	8:19.910							
6	1:39.202	24.843	49.001	25.358	156.4	9:59.112							
7	1:40.491	27.854	48.921	23.716	154.4	11:39.603							
8	1:38.754	24.714	50.131	23.909	157.1	13:18.357							
9	1:39.846	24.973	49.643	25.230	155.4	14:58.203							
10	1:38.455	25.209	49.648	23.598	157.6	16:36.658							
11	1:38.247	25.068	49.542	23.637	157.9	18:14.905							
12	1:39.415	25.659	49.911	23.845	156.0	19:54.320							
13	1:39.278	25.269	49.998	24.011	156.3	21:33.598							
14	1:39.577	25.604	50.026	23.947	155.8	23:13.175							
15	1:38.949	25.306	49.930	23.713	156.8	24:52.124							
16	1:39.349	25.183	50.260	23.906	156.1	26:31.473							
17	1:53.604	26.532	1:02.848	24.224	136.5	28:25.077							



Porsche GT3 Cup Brasil

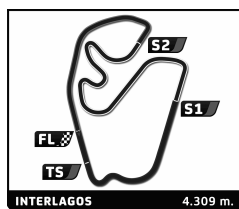
6 Hours of Sao Paulo

Race 1

Analysis

■ Personal Best
 ■ Session Best
 ■ Crossing the finish line in pit lane

Lap	Time	Sector 1	Sector 2	Sector 3	Kph	Elapsed	Lap	Time	Sector 1	Sector 2	Sector 3	Kph	Elapsed	
20	Carlos SILVEIRA						BRA	15	1:41.416	27.787	49.462	24.167	153.0	24:55.130
							16	1:38.904	25.525	49.539	23.840	156.8	26:34.034	
							17	1:40.105	24.975	51.120	24.010	155.0	28:14.139	
1	1:55.552	37.358	53.125	25.069	134.2	1:55.552								
2	1:45.200	28.067	51.825	25.308	147.5	3:40.752								
3	1:41.508	26.726	50.559	24.223	152.8	5:22.260								
4	1:41.774	27.695	49.906	24.173	152.4	7:04.034								
5	1:40.151	26.292	49.639	24.220	154.9	8:44.185								
6	1:40.627	26.371	49.951	24.305	154.2	10:24.812								
7	1:39.868	26.012	49.648	24.208	155.3	12:04.680								
8	1:39.711	25.541	49.790	24.380	155.6	13:44.391								
9	1:38.642	25.410	49.251	23.981	157.3	15:23.033								
10	1:40.697	25.630	50.744	24.323	154.1	17:03.730								
11	1:41.870	25.863	51.157	24.850	152.3	18:45.600								
12	1:41.191	26.190	50.649	24.352	153.3	20:26.791								
13	1:40.921	26.181	50.346	24.394	153.7	22:07.712								
14	1:43.875	26.942	52.743	24.190	149.3	23:51.587								
15	1:41.527	25.839	50.577	25.111	152.8	25:33.114								
16	1:40.159	26.322	49.650	24.187	154.9	27:13.273								
17	1:39.153	25.523	49.666	23.964	156.4	28:52.426								
27	Ricardo BAPTISTA						BRA	15	1:41.416	27.787	49.462	24.167	153.0	24:55.130
							16	1:38.904	25.525	49.539	23.840	156.8	26:34.034	
							17	1:40.105	24.975	51.120	24.010	155.0	28:14.139	
1	1:44.753	30.839	50.106	23.808	148.1	1:44.753								
2	1:37.008	24.476	48.959	23.573	159.9	3:21.761								
3	1:37.883	24.519	49.651	23.713	158.5	4:59.644								
4	1:37.544	24.592	49.397	23.555	159.0	6:37.188								
5	1:38.495	25.188	49.705	23.602	157.5	8:15.683								
6	1:37.066	24.572	48.800	23.694	159.8	9:52.749								
7	1:36.988	24.333	48.856	23.799	159.9	11:29.737								
8	1:37.273	24.480	48.967	23.826	159.5	13:07.010								
9	1:37.752	24.623	49.184	23.945	158.7	14:44.762								
10	1:37.755	24.739	49.209	23.807	158.7	16:22.517								
11	1:37.737	24.686	49.247	23.804	158.7	18:00.254								
12	1:37.861	24.715	49.291	23.855	158.5	19:38.115								
13	1:37.472	24.634	49.045	23.793	159.1	21:15.587								
14	1:37.755	24.695	49.230	23.830	158.7	22:53.342								
15	1:37.802	24.752	49.191	23.859	158.6	24:31.144								
16	1:37.919	24.677	49.422	23.820	158.4	26:09.063								
17	1:38.201	24.723	49.468	24.010	158.0	27:47.264								
34	Maurizio BILLI						BRA	15	1:41.416	27.787	49.462	24.167	153.0	24:55.130
							16	1:38.904	25.525	49.539	23.840	156.8	26:34.034	
							17	1:40.105	24.975	51.120	24.010	155.0	28:14.139	
1	1:47.835	33.186	51.133	23.516	143.9	1:47.835								
2	1:38.832	25.002	50.357	23.473	157.0	3:26.667								
3	1:38.720	24.563	50.421	23.736	157.1	5:05.387								
4	1:37.626	24.379	49.645	23.602	158.9	6:43.013								
5	1:37.900	24.695	49.479	23.726	158.5	8:20.913								
6	1:38.769	24.760	49.782	24.227	157.1	9:59.682								
7	1:41.135	27.566	49.948	23.621	153.4	11:40.817								
8	1:38.776	24.934	49.905	23.937	157.0	13:19.593								
9	1:38.731	25.207	49.773	23.751	157.1	14:58.324								
10	1:38.806	25.471	49.656	23.679	157.0	16:37.130								
11	1:38.421	24.917	49.773	23.731	157.6	18:15.551								
12	1:39.792	25.098	50.938	23.756	155.4	19:55.343								
13	1:38.785	25.354	49.674	23.757	157.0	21:34.128								
14	1:39.586	25.856	49.948	23.782	155.8	23:13.714								
52	Beto POSSES						BRA	15	1:41.416	27.787	49.462	24.167	153.0	24:55.130
							16	1:38.904	25.525	49.539	23.840	156.8	26:34.034	
							17	1:40.105	24.975	51.120	24.010	155.0	28:14.139	
1	1:49.110	32.644	52.542	23.924	142.2	1:49.110								
2	1:38.772	24.989	49.774	24.009	157.1	3:27.882								
3	1:38.678	24.764	49.288	24.626	157.2	5:06.560								
4	1:37.612	25.055	48.798	23.759	158.9	6:44.172								
5	1:38.055	24.942	48.825	24.288	158.2	8:22.227								
6	1:38.340	24.856	49.058	24.426	157.7	10:00.567								
7	1:39.959	26.744	49.365	23.850	155.2	11:40.526								
8	1:38.262	24.791	49.448	24.023	157.9	13:18.788								
9	1:39.114	24.833	49.523	24.758	156.5	14:57.902								
10	1:38.118	25.129	49.147	23.842	158.1	16:36.020								
11	1:38.765	25.471	49.290	24.004	157.1	18:14.785								
12	1:38.760	25.288	49.480	23.992	157.1	19:53.545								
13	1:39.881	25.118	50.640	24.123	155.3	21:33.426								
14	1:38.998	25.360	49.711	23.927	156.7	23:12.424								
15	1:39.495	25.280	50.182	24.033	155.9	24:51.919								
16	1:39.153	24.958	49.915	24.280	156.4	26:31.072								
17	1:41.412	25.482	51.229	24.701	153.0	28:12.484								
77	Daniel SCHNEIDER						BRA	15	1:41.416	27.787	49.462	24.167	153.0	24:55.130
							16	1:38.904	25.525	49.539	23.840	156.8	26:34.034	
							17	1:40.105	24.975	51.120	24.010	155.0	28:14.139	
1	1:43.617	30.648	49.446	23.523	149.7	1:43.617								
2	1:37.371	24.702	49.119	23.550	159.3	3:20.988								
3	1:37.340	24.469	49.360	23.511	159.4	4:58.328								
4	1:38.061	25.401	49.152	23.508	158.2	6:36.389								
5	1:40.444	25.833	50.603	24.008	154.4	8:16.833								
6	1:37.720	24.438	49.819	23.463	158.7	9:54.553								
7	1:36.275	24.376	48.364	23.535	161.1	11:30.828								
8	1:53.237	24.293	1:05.179	23.765	137.0	13:24.065								
9	1:37.223	24.655	48.878	23.690	159.6	15:01.288								
10	1:38.943	24.554	50.886	23.503	156.8	16:40.231								
11	1:37.959	25.209	49.080	23.670	158.4	18:18.190								
12	1:38.488	24.349	50.477	23.662	157.5	19:56.678								
13	1:38.381	24.873	49.803	23.705	157.7	21:35.059								
14	1:38.825	25.041	50.155	23.629	157.0	23:13.884								
15	1:38.820	25.410	49.804	23.606	157.0	24:52.704								
16	1:38.545	24.669	49.658	24.218	157.4	26:31.249								
17	1:45.902	27.086	55.164	23.652	146.5	28:17.151								
81	Gilberto FARAH						BRA	15	1:41.416	27.787	49.462	24.167	153.0	24:55.130
							16	1:38.904	25.525	49.539	23.840	156.8	26:34.034	
							17	1:40.105	24.975	51.120	24.010	155.0	28:14.139	
1	1:46.294	31.544	50.900	23.850	145.9	1:46.294								
2	1:41.752	24.924	53.069	23.759	152.5	3:28.046								
3	1:38.160	24.840	49.300	24.020	158.0	5:06.206								
4	1:37.292	24.488	49.009	23.795	159.4	6:43.498								
5	1:37.989	24.585	49.589	23.815	158.3	8:21.487								
6	1:38.325	24.354	49.938	24.033	157.8	9:59.812								



Porsche GT3 Cup Brasil

6 Hours of Sao Paulo

Race 1

Analysis

■ Personal Best
 ■ Session Best
 B Crossing the finish line in pit lane

Lap	Time	Sector 1	Sector 2	Sector 3	Kph	Elapsed	Lap	Time	Sector 1	Sector 2	Sector 3	Kph	Elapsed
11	1:37.376	24.643	48.927	23.806	159.3	18:17.505							
12	1:38.352	24.641	49.871	23.840	157.7	19:55.857							
13	1:49.095 B	25.043	50.159	33.893	142.2	21:44.952							
14	1:56.589	42.715	49.693	24.181	133.1	23:41.541							
15	1:40.552	25.413	50.424	24.715	154.3	25:22.093							
16	1:45.298	27.849	52.952	24.497	147.3	27:07.391							
17	1:44.625	27.046	52.983	24.596	148.3	28:52.016							

88 Edu AZEVEDO BRA

1	1:42.846	30.243	48.911	23.692	150.8	1:42.846
2	1:37.961	25.148	49.144	23.669	158.4	3:20.807
3	1:36.801	24.425	48.839	23.537	160.3	4:57.608
4	1:38.685	25.590	49.330	23.765	157.2	6:36.293
5	1:39.283	25.861	49.683	23.739	156.2	8:15.576
6	1:38.420	24.495	50.280	23.645	157.6	9:53.996
7	1:36.402	24.304	48.487	23.611	160.9	11:30.398
8	1:48.833	24.242	1:00.680	23.911	142.5	13:19.231
9	1:38.489	24.741	49.643	24.105	157.5	14:57.720
10	1:37.640	24.760	49.036	23.844	158.9	16:35.360
11	1:37.589	24.574	49.087	23.928	159.0	18:12.949
12	1:37.796	24.977	49.036	23.783	158.6	19:50.745
13	1:37.827	24.830	49.057	23.940	158.6	21:28.572
14	1:37.814	24.618	49.312	23.884	158.6	23:06.386
15	1:38.321	24.881	49.466	23.974	157.8	24:44.707
16	1:38.244	24.963	49.426	23.855	157.9	26:22.951
17	1:39.323	25.025	50.086	24.212	156.2	28:02.274

99 Tom VALLE BRA

1	1:47.264	31.970	51.542	23.752	144.6	1:47.264
2	1:38.482	24.642	50.014	23.826	157.5	3:25.746
3	1:36.955	24.414	48.807	23.734	160.0	5:02.701
4	1:37.418	24.682	48.991	23.745	159.2	6:40.119
5	1:37.745	24.391	49.551	23.803	158.7	8:17.864
6	1:40.696	25.397	49.419	25.880	154.1	9:58.560
7	1:39.447	26.605	49.100	23.742	156.0	11:38.007
8	1:37.590	24.355	49.406	23.829	159.0	13:15.597
9	1:37.953	24.665	49.364	23.924	158.4	14:53.550
10	1:37.865	24.688	49.284	23.893	158.5	16:31.415
11	1:37.425	24.474	49.268	23.683	159.2	18:08.840
12	1:37.562	24.566	49.210	23.786	159.0	19:46.402
13	1:38.645	24.743	49.982	23.920	157.3	21:25.047
14	1:38.460	24.613	49.877	23.970	157.6	23:03.507
15	1:38.192	24.922	49.534	23.736	158.0	24:41.699
16	1:38.430	24.954	49.552	23.924	157.6	26:20.129
17	1:38.821	24.861	49.865	24.095	157.0	27:58.950