

FIA WEC

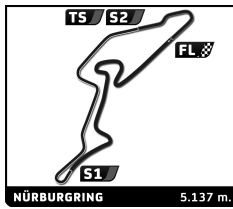
6 Hours of Nürburgring

Free Practice 2

Sector Analysis

■ Personal Best
 ■ Session Best
 ■ Crossing the finish line in pit lane

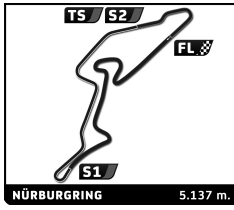
Lap	D	Time	Sector 1	Sector 2	Sector 3	T. Spd	Elapsed	Lap	D	Time	Sector 1	Sector 2	Sector 3	T. Spd	Elapsed
1 Toyota Racing 1. Anthony DAVIDSON 2. Sébastien BUEMI 3. Kazuki NAKAJIMA Toyota TS 040 - Hybrid LMP1 - H								4 Team Bykolles 1. Simon TRUMMER 2. Pierre KAFFER CLM P1/01 - AER LMP1							
1	3	2:10.886	1:12.838	39.783	18.265	303.1	2:10.886	4	3	1:47.513	50.776	39.311	17.426	278.6	28:12.576
2	3	1:41.761	48.641	36.741	16.379	299.2	3:52.647	5	3	1:58.552	54.722	39.490	24.340	275.9	30:11.128
3	3	1:41.575	48.729	36.760	16.086	300.0	5:34.222	6	3	10:05.438	9:11.389	37.566	16.483	296.2	40:16.566
4	3	1:43.059	48.928	38.041	16.090	299.2	7:17.281	7	3	1:44.243	50.281	37.550	16.412	297.7	42:00.809
5	3	1:41.948	48.978	36.945	16.025	299.2	8:59.229	8	3	1:43.578	48.915	38.315	16.348	298.5	43:44.387
6	3	1:53.010	58.783	37.509	16.718	298.5	10:52.239	9	3	1:44.322	48.875	37.084	18.363	300.0	45:28.709
7	3	1:55.145	1:00.460	37.733	16.952	297.7	12:47.384	10	3	1:41.472	48.591	36.742	16.139	298.5	47:10.181
8	3	1:41.827	48.740	37.052	16.035	297.0	14:29.211	11	3	1:41.472	48.502	36.930	16.640	283.3	48:51.653
9	3	1:43.040	49.364	37.567	16.109	297.7	16:12.251	12	3	1:42.175	48.420	36.702	17.053	294.0	50:33.828
10	3	1:43.079	49.855	36.955	16.269	300.8	17:55.330	13	3	1:42.810	50.054	36.614	16.142	293.2	52:16.638
11	3	1:41.615	48.620	36.837	16.158	297.7	19:36.945	14	3	1:41.916	48.424	37.179	16.313	299.2	53:58.554
12	3	1:41.875	49.104	36.804	15.967	297.0	21:18.820	15	3	1:41.243	48.251	37.083	15.909	297.7	55:39.797
13	3	1:41.968	48.370	37.456	16.142	299.2	23:00.788	16	3	1:40.612	48.222	36.334	16.056	295.5	57:20.409
14	3	1:42.552	49.482	37.010	16.060	300.0	24:43.340	17	3	1:47.324	48.170	36.694	22.460	300.8	59:07.733
15	3	1:42.813	48.491	37.458	16.864	300.0	26:26.153	18	1	2:45.276	1:51.033	37.523	16.720	298.5	1:01:53.009
16	3	1:44.179	48.499	38.196	17.484	298.5	28:10.332	19	1	1:44.239	50.598	37.202	16.439	286.1	1:03:37.248
17	3	1:41.442	48.521	36.976	15.945	298.5	29:51.774	20	1	1:41.236	48.629	36.552	16.055	294.0	1:05:18.484
18	3	1:43.665	48.746	37.664	17.255	299.2	31:35.439	21	1	1:41.670	48.722	36.479	16.469	285.4	1:07:00.154
19	3	1:41.804	48.488	37.165	16.151	299.2	33:17.243	22	1	1:41.043	48.464	36.589	15.990	297.0	1:08:41.197
20	3	1:42.280	49.555	36.830	15.895	300.0	34:59.523	23	1	1:41.172	48.510	36.612	16.050	293.2	1:10:22.369
21	3	1:42.322	48.425	37.631	16.266	300.0	36:41.845	24	1	1:41.772	49.347	36.511	15.914	291.8	1:12:04.141
22	3	1:43.233	48.615	38.765	15.853	300.0	38:25.078	25	1	1:41.310	48.615	36.462	16.233	298.5	1:13:45.451
23	3	1:43.783	48.122	38.337	17.324	302.3	40:08.861	26	1	1:41.898	48.500	37.178	16.220	297.0	1:15:27.349
24	3	1:41.907	48.446	37.350	16.111	300.8	41:50.768	27	1	1:49.169	48.013	36.352	24.804	304.7	1:17:16.518
25	3	1:42.946	48.531	38.430	15.985	300.8	43:33.714	28	2	2:40.855	1:45.553	38.601	16.701	298.5	1:19:57.373
26	3	1:41.756	49.048	36.834	15.874	300.8	45:15.470	29	2	1:44.029	49.083	37.552	17.394	300.0	1:21:41.402
27	3	1:42.070	48.739	37.383	15.948	301.5	46:57.540	30	2	1:41.825	48.606	36.779	16.440	292.5	1:23:23.227
28	3	1:40.845	48.256	36.667	15.922	300.8	48:38.385	31	2	1:42.682	49.013	37.055	16.614	300.8	1:25:05.909
29	3	1:42.053	49.374	36.754	15.925	300.8	50:20.438	32	2	1:46.860	48.968	41.590	16.302	299.2	1:26:52.769
30	3	1:43.273	48.410	37.276	17.587	300.0	52:03.711	33	2	1:50.447	49.352	38.554	22.541	301.5	1:28:43.216
31	3	1:42.292	48.321	36.694	17.277	299.2	53:46.003	34	2	2:10.198	1:16.218	37.305	16.675	300.8	1:30:53.414
32	3	1:41.640	48.444	37.247	15.949	300.8	55:27.643								
33	3	1:49.895	48.169	37.932	23.794	298.5	57:17.538								
34	3	2:35.145	1:40.281	38.316	16.548	298.5	59:52.683								
35	3	1:42.853	49.572	37.035	16.246	298.5	1:01:35.536								
36	3	1:42.288	49.330	36.946	16.012	297.7	1:03:17.824								
37	3	1:47.223	48.818	36.897	21.508	297.0	1:05:05.047								
38	1	5:10.233	4:13.879	39.130	17.224	295.5	1:10:15.280								
39	1	1:42.389	49.213	36.856	16.320	294.0	1:11:57.669								
40	1	1:42.403	48.733	37.451	16.219	299.2	1:13:40.072								
41	1	1:41.707	48.501	36.838	16.368	300.0	1:15:21.779								
42	1	1:41.611	48.469	36.729	16.413	297.0	1:17:03.390								
43	1	1:48.560	49.704	37.075	21.781	300.0	1:18:51.950								
44	2	5:22.745	4:29.142	37.088	16.515	297.7	1:24:14.695								
45	2	1:44.952	49.492	38.687	16.773	295.5	1:25:59.647								
46	2	1:42.686	49.142	37.244	16.300	294.7	1:27:42.333								
47	2	1:42.112	48.878	37.296	15.938	300.0	1:29:24.445								
48	2	1:44.141	49.398	37.437	17.306	294.0	1:31:08.586								
2 Toyota Racing 1. Alexander WURZ 2. Stéphane SARRAZIN 3. Mike CONWAY Toyota TS 040 - Hybrid LMP1 - H															
1	3	22:51.106	...	40.103	17.691	273.4	22:51.106								
2	3	1:46.828	51.081	38.527	17.220	279.9	24:37.934								
3	3	1:47.129	51.326	38.503	17.300	272.1	26:25.063								



FIA WEC
6 Hours of Nürburgring
Free Practice 2
Sector Analysis

■ Personal Best ■ Session Best B Crossing the finish line in pit lane

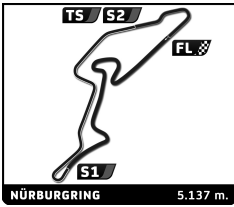
Lap	D	Time	Sector 1	Sector 2	Sector 3	T. Spd	Elapsed	Lap	D	Time	Sector 1	Sector 2	Sector 3	T. Spd	Elapsed	
18	1	1:53.859	54.814	41.180	17.865	261.2	1:00:55.071	36 Signatech Alpine 1.Nelson PANCIATICI 2.Paul Loup CHATIN 3.Vincent CAPILLAIRE Alpine A450b - Nissan LMP2	1	2	2:14.055	1:11.876	43.986	18.193	260.6	2:14.055
19	1	1:52.291	53.748	40.968	17.575	261.2	1:02:47.362		2	2	1:51.376	53.144	40.334	17.898	268.3	4:05.431
20	1	1:50.792	52.713	40.414	17.665	262.9	1:04:38.154		3	2	1:49.975	52.447	40.198	17.330	265.9	5:55.406
21	1	1:59.058 B	53.217	40.782	25.059	262.9	1:06:37.212		4	2	1:49.227	52.208	39.758	17.261	266.5	7:44.633
22	1	7:03.078	6:05.735	39.967	17.376	264.1	1:13:40.290		5	2	1:52.830	54.213	41.169	17.448	264.7	9:37.463
23	1	1:49.716	52.198	40.027	17.491	264.1	1:15:30.006		6	2	2:03.071	1:04.583	40.747	17.741	267.7	11:40.534
24	1	1:48.839	51.924	39.731	17.184	263.5	1:17:18.845		7	2	2:02.740	1:05.265	40.052	17.423	266.5	13:43.274
25	1	1:48.935	51.993	39.724	17.218	265.3	1:19:07.780		8	2	1:49.313	52.168	40.006	17.139	265.9	15:32.587
26	1	1:59.008 B	53.497	40.216	25.295	264.1	1:21:06.788		9	2	1:48.469	51.670	39.739	17.060	266.5	17:21.056
27	3	4:54.936	3:54.788	41.256	18.892	262.3	1:26:01.724		10	2	1:48.708	51.842	39.758	17.108	267.1	19:09.764
28	3	1:52.981	54.754	40.214	18.013	262.3	1:27:54.705		11	2	1:48.561	51.828	39.676	17.057	267.1	20:58.325
29	3	1:50.532	52.829	40.240	17.463	261.7	1:29:45.237		12	2	1:56.840 B	52.689	40.737	23.414	266.5	22:55.165
30	3	2:10.961 B	1:02.574	41.526	26.861	251.1	1:31:56.198		13	1	3:31.336	2:31.858	40.797	18.681	264.7	26:26.501
31 Extreme Speed Motorsports 1.Ed BROWN 2.Johannes VAN OVERBEEK 3.Jonathon FOGARTY Ligier JS P2 - HPD LMP2	1	2	2:22.551	1:22.293	42.251	18.007	261.7		2:22.551							
	2	2	1:49.102	52.252	39.708	17.142	264.1		4:11.653							
	3	2	1:49.320	52.131	40.057	17.132	264.7		6:00.973							
	4	2	1:48.310	51.744	39.616	16.950	264.7		7:49.283							
	5	2	1:51.557	51.834	41.452	18.271	264.7		9:40.840							
	6	2	2:14.348	1:14.951	41.465	17.932	264.7		11:55.188							
	7	2	1:53.948	55.512	40.269	18.167	264.7		13:49.136							
	8	2	1:59.943 B	52.544	40.323	27.076	265.3		15:49.079							
	9	1	4:17.840	3:09.885	45.649	22.306	257.1		20:06.919							
	10	1	2:02.265	58.846	43.822	19.597	260.0		22:09.184							
	11	1	2:01.311	56.219	44.139	20.953	261.2		24:10.495							
	12	1	2:01.345	57.689	43.620	20.036	260.0		26:11.840							
	13	1	1:59.044	56.256	43.170	19.618	258.8		28:10.884							
	14	1	2:01.666	57.069	44.921	19.676	257.7		30:12.550							
	15	1	1:57.419	55.321	43.124	18.974	261.7		32:09.969							
	16	1	1:55.544	54.487	42.756	18.301	260.6		34:05.513							
	17	1	1:57.171	55.913	42.651	18.607	261.2		36:02.684							
	18	1	1:55.425	54.120	42.482	18.823	262.9	37:58.109								
	19	1	1:59.468	55.752	43.310	20.406	262.3	39:57.577								
	20	1	1:55.761	54.469	42.788	18.504	261.2	41:53.338								
	21	1	1:55.351	54.595	42.599	18.157	262.9	43:48.689								
	22	1	1:55.653	54.147	42.254	19.252	265.9	45:44.342								
	23	1	2:10.062 B	56.620	42.749	30.693	262.9	47:54.404								
	24	1	6:55.896	5:53.882	43.479	18.535	259.4	54:50.300								
	25	1	1:56.337	54.705	42.298	19.334	258.8	56:46.637								
	26	1	1:55.312	54.362	42.598	18.352	260.6	58:41.949								
	27	1	1:55.627	54.318	43.132	18.177	261.7	1:00:37.576								
	28	1	1:53.292	53.481	41.785	18.026	262.9	1:02:30.868								
	29	1	1:53.741	54.195	41.708	17.838	262.9	1:04:24.609								
	30	1	1:56.383	55.448	42.249	18.686	262.3	1:06:20.992								
31	1	2:10.805 B	55.770	43.710	31.325	250.0	1:08:31.797									
32	3	3:19.895	2:18.114	42.394	19.387	264.1	1:11:51.692									
33	3	1:53.084	54.033	41.237	17.814	264.1	1:13:44.776									
34	3	1:51.068	52.496	40.471	18.101	265.3	1:15:35.844									
35	3	1:52.282	53.409	41.279	17.594	264.1	1:17:28.126									
36	3	1:49.510	51.978	40.058	17.474	266.5	1:19:17.636									
37	3	3:01.626 B	51.915	39.772	1:29.939	267.1	1:22:19.262									
38	3	3:09.818	2:11.647	40.750	17.421	265.3	1:25:29.080									
39	3	1:49.659	51.263	41.086	17.310	265.3	1:27:18.739									
40	3	1:49.433	52.326	39.692	17.415	263.5	1:29:08.172									
41	3	1:50.266	52.719	40.173	17.374	264.1	1:30:58.438									
42 Strakka Racing 1.Nick LEVENTIS 2.Danny WATTS 3.Jonny KANE Gibson 015S - Nissan LMP2	1	3	2:54.537	1:53.447	42.273	18.817	263.5	2:54.537								
	2	3	1:49.864	52.144	40.523	17.197	265.9	4:44.401								
	3	3	1:50.272	52.826	39.979	17.467	269.0	6:34.673								
	4	3	1:49.374	51.848	40.356	17.170	265.9	8:24.047								
	5	3	2:10.822	1:12.898	40.698	17.226	267.7	10:34.869								
	6	3	1:57.762	1:01.084	39.613	17.065	267.7	12:32.631								



FIA WEC
6 Hours of Nürburgring
Free Practice 2
Sector Analysis

■ Personal Best
 ■ Session Best
 ■ Crossing the finish line in pit lane

Driver 72								Driver 77								Driver 83							
Lap	D	Time	Sector 1	Sector 2	Sector 3	T. Spd	Elapsed	Lap	D	Time	Sector 1	Sector 2	Sector 3	T. Spd	Elapsed	Lap	D	Time	Sector 1	Sector 2	Sector 3	T. Spd	Elapsed
72 SMP Racing								77 Dempsey - Proton Racing								83 AF Corse							
1. Victor SHAYTAR								1. Patrick DEMPSEY								1. François PERRODO							
2. Andrea BERTOLINI								2. Patrick LONG								2. Emmanuel COLLARD							
3. Aleksey BASOV								3. Marco SEEFRIED								3. Rui AGUAS							
Ferrari F458 Italia								Porsche 911 RSR								Ferrari F458 Italia							
LMGTE Am								LMGTE Am								LMGTE Am							
1	2	3:23.321	2:20.225	43.792	19.304	254.3	3:23.321	1	2	2:55.908	1:50.387	44.746	20.775	250.0	2:55.908	1	2	2:31.855	1:28.223	44.285	19.347	251.1	2:31.855
2	2	1:58.827	55.777	43.744	19.306	255.5	5:22.148	2	2	2:00.379	57.168	44.184	19.027	251.6	4:56.287	2	2	1:58.773	56.011	43.749	19.013	252.7	4:30.628
3	2	2:05.316 B	56.751	44.628	23.937	254.9	7:27.464	3	2	1:58.590	56.302	43.463	18.825	253.2	6:54.877	3	2	1:57.501	55.551	43.343	18.607	253.8	6:28.129
4	2	3:34.678 B	2:20.733	47.179	26.766	234.5	11:02.142	4	2	2:05.858 B	55.948	45.116	24.794	253.8	9:00.735	4	2	1:58.339	55.612	43.945	18.782	256.6	8:26.468
5	2	3:17.489	2:14.397	44.134	18.958	253.8	14:19.631	5	2	5:22.761	4:20.320	43.605	18.836	252.7	14:23.496	5	2	1:58.399	55.612	43.945	18.782	256.6	10:56.329
6	2	1:57.693	55.835	43.105	18.753	256.0	16:17.324	6	2	1:57.297	55.701	43.159	18.437	253.8	16:20.793	6	2	2:29.861 B	1:19.211	45.687	24.963	254.3	13:26.145
7	2	1:57.563	55.741	43.200	18.622	255.5	18:14.887	7	2	1:58.017	55.744	43.168	19.105	253.2	18:18.810	6	2	5:15.482	4:12.789	43.622	19.071	252.7	16:11.811
8	2	1:57.526	55.212	43.115	19.199	255.5	20:12.413	8	2	1:59.450	56.493	44.196	18.761	254.3	20:18.260								
9	2	2:02.106 B	55.172	43.290	23.644	256.0	22:14.519	9	2	1:57.424	55.567	43.357	18.500	253.8	22:15.684								
10	2	5:31.003	4:23.009	46.999	20.995	199.3	27:45.522	10	2	2:05.341 B	55.778	43.295	26.268	256.0	24:21.025								
11	2	2:01.520	57.715	44.736	19.069	254.9	29:47.042	11	2	5:58.178	4:55.622	43.847	18.709	253.8	30:19.203								
12	2	1:57.592	55.872	43.166	18.554	255.5	31:44.634	12	2	1:57.833	55.801	43.439	18.593	254.3	32:17.036								
13	2	1:56.833	55.374	42.938	18.521	256.6	33:41.467	13	2	1:57.962	55.991	43.435	18.536	253.2	34:14.998								
14	2	2:02.547 B	55.324	43.742	23.481	255.5	35:44.014	14	2	2:00.016	55.997	45.130	18.889	253.2	36:15.014								
15	3	2:51.133	1:45.661	45.458	20.014	253.2	38:35.147	15	2	1:58.096	55.822	43.513	18.761	255.5	38:13.110								
16	3	2:00.307	56.560	44.397	19.350	255.5	40:35.454	16	2	2:07.515 B	57.428	45.151	24.936	222.4	40:20.625								
17	3	1:59.814	56.435	44.174	19.205	256.0	42:35.268	17	1	9:48.750	8:43.346	45.713	19.691	252.7	50:09.375								
18	3	1:59.424	56.040	44.325	19.059	256.0	44:34.692	18	1	2:01.641	57.345	44.880	19.416	251.6	52:11.016								
19	3	1:58.928	56.107	43.935	18.886	255.5	46:33.620	19	1	2:02.044	57.507	45.207	19.330	253.2	54:13.060								
20	3	1:59.075	56.335	43.737	19.003	256.6	48:32.695	20	1	2:01.124	57.119	44.805	19.200	253.2	56:14.184								
21	3	1:58.799	55.914	44.006	18.879	256.0	50:31.494	21	1	2:01.015	57.261	44.571	19.183	253.2	58:15.199								
22	3	1:59.151	56.098	44.085	18.968	257.1	52:30.645	22	1	2:01.280	57.316	44.552	19.412	253.8	1:00:16.479								
23	3	1:59.151	56.173	44.048	18.930	256.6	54:29.796	23	1	2:01.154	57.276	44.749	19.129	253.2	1:02:17.633								
24	3	1:59.554	56.237	44.145	19.172	256.6	56:29.350	24	1	2:11.068 B	57.733	45.009	28.326	252.7	1:04:28.701								
25	3	2:00.191	56.646	44.542	19.003	257.1	58:29.541	25	3	3:39.346	2:34.525	45.227	19.594	251.6	1:08:08.047								
26	3	2:05.057 B	56.519	44.175	24.363	257.1	1:00:34.598	26	3	2:00.438	56.671	44.431	19.336	254.9	1:10:08.485								
27	1	3:19.419	2:15.911	44.274	19.234	257.1	1:03:54.017	27	3	1:59.017	56.489	43.443	19.085	254.9	1:12:07.502								
28	1	1:59.938	56.638	44.210	19.090	255.5	1:05:53.955	28	3	1:59.100	56.327	44.102	18.671	254.9	1:14:06.602								
29	1	1:59.128	56.301	43.917	18.910	254.9	1:07:53.083	29	3	1:58.197	55.884	43.328	18.985	254.9	1:16:04.799								
								30	3	1:59.009	56.324	44.004	18.681	256.0	1:18:03.808								
								31	3	1:58.091	55.991	43.539	18.561	256.0	1:20:01.899								
								32	3	2:01.352	55.993	44.075	21.284	234.9	1:22:03.251								
								33	3	1:58.763	56.402	43.651	18.710	255.5	1:24:02.014								
								34	3	1:58.449	56.062	43.611	18.776	254.9	1:26:00.463								
								35	3	1:59.716	57.220	43.706	18.790	254.3	1:28:00.179								
								36	3	1:58.356	56.174	43.501	18.681	255.5	1:29:58.535								
								37	3	2:06.690 B	56.597	44.473	25.620	253.8	1:32:05.225								



FIA WEC
6 Hours of Nürburgring
Free Practice 2
Sector Analysis

Table with 20 columns: Lap, D, Time, Sector 1, Sector 2, Sector 3, T. Spd, Elapsed. It lists performance data for two drivers: 98 Paul DALLA LANA and 99 Alex MACDOWALL/Fernando REES, including their sector times and overall lap times across multiple laps.