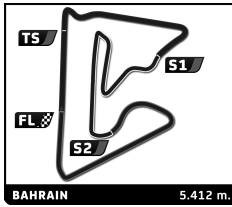


FIA WEC
6 Hours of Bahrain
Free Practice 1
Sector Analysis

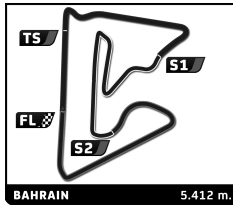
■ Personal Best ■ Session Best ■ Crossing the finish line in pit lane

Lap	D	Time	Sector 1	Sector 2	Sector 3	T. Spd	Elapsed	Lap	D	Time	Sector 1	Sector 2	Sector 3	T. Spd	Elapsed		
1 Porsche Team Porsche 919 Hybrid 1.Timo BERNHARD 3.Brendon HARTLEY LMP1 - H 2.Mark WEBBER								17 3 1:45.034 33.942 38.576 32.516 256.2 46:35.791									
1	1	1:59.020	B	38.621	41.765	38.634	163.4	1:59.020	18	3	1:45.841	33.713	39.891	32.237	255.0	48:21.632	
2	1	8:41.653	7:26.092	39.622	35.939	180.0	10:40.673	19	3	1:45.040	33.947	38.753	32.340	249.1	50:06.672		
3	1	1:43.385	33.441	38.189	31.755	253.8	12:24.058	20	3	1:45.186	33.585	38.838	32.763	253.2	51:51.858		
4	1	1:43.467	33.267	38.137	32.063	255.0	14:07.525	21	3	1:47.209	B	33.427	37.997	35.785	250.8	53:39.067	
5	1	1:43.251	33.629	38.083	31.539	256.2	15:50.776	22	3	7:34.291	6:23.154	38.528	32.609	178.2	1:01:13.358		
6	1	1:50.039	34.350	40.334	35.355	259.2	17:40.815	23	3	1:46.295	33.978	38.850	33.467	249.7	1:02:59.653		
7	1	1:43.387	33.289	38.356	31.742	261.7	19:24.202	24	3	1:44.980	33.908	38.667	32.405	247.4	1:04:44.633		
8	1	1:43.473	33.930	37.841	31.702	255.0	21:07.675	25	3	1:45.627	34.316	38.708	32.603	255.6	1:06:30.260		
9	1	1:43.058	33.389	38.010	31.659	256.2	22:50.733	26	3	1:45.053	33.690	38.545	32.818	254.4	1:08:15.313		
10	1	1:42.955	33.409	37.947	31.599	257.4	24:33.688	27	3	1:45.453	34.638	38.558	32.257	258.0	1:10:00.766		
11	1	1:48.097	B	33.254	37.971	36.872	260.5	26:21.785	28	3	1:45.826	34.337	38.910	32.579	259.2	1:11:46.592	
12	3	6:20.411	5:08.869	39.363	32.179	180.9	32:42.196	29	3	1:48.753	B	34.226	38.418	36.109	263.0	1:13:35.345	
13	3	3:41.694	59.669	1:20.546	1:21.479	249.7	36:23.890	30	1	3:09.688	1:56.750	39.842	33.096	190.1	1:16:45.033		
14	3	2:18.579	1:07.424	39.425	31.730	79.8	38:42.469	31	1	1:46.050	34.335	39.039	32.676	250.8	1:18:31.083		
15	3	1:44.764	34.602	38.280	31.882	246.3	40:27.233	32	1	1:45.908	34.704	38.901	32.303	251.4	1:20:16.991		
16	3	1:43.571	33.535	38.210	31.826	254.4	42:10.804	33	1	1:45.503	34.184	38.778	32.541	248.0	1:22:02.494		
17	3	1:44.372	33.812	38.510	32.050	253.2	43:55.176	34	1	1:46.591	34.069	39.612	32.910	266.9	1:23:49.085		
18	3	1:44.468	33.685	38.591	32.192	254.4	45:39.644	35	1	1:49.935	34.216	40.385	35.334	256.2	1:25:39.020		
19	3	1:43.568	33.567	38.136	31.865	254.4	47:23.212	36	1	1:47.414	33.809	40.783	32.822	257.4	1:27:26.434		
20	3	1:43.560	33.375	38.187	31.998	252.6	49:06.772	37	1	1:50.251	B	34.126	38.791	37.334	254.4	1:29:16.685	
21	3	1:47.871	B	33.637	38.646	35.588	253.8	50:54.643	4 Bykolles Racing Team CLM P1/01 - AER 1.Simon TRUMMER 3.Pierre KAFFER LMP1 2.Oliver WEBB								
22	3	10:52.829	9:42.265	38.352	32.212	179.4	1:01:47.472	1	2	2:48.726	B	1:16.872	46.454	45.400	113.0	2:48.726	
23	3	1:44.883	33.558	38.300	33.025	248.5	1:03:32.355	2	2	7:37.891	6:22.341	41.530	34.020	176.8	10:26.617		
24	3	1:44.736	33.768	38.832	32.136	257.4	1:05:17.091	3	2	1:50.811	34.123	41.849	34.839	259.9	12:17.428		
25	3	1:44.602	34.079	38.573	31.950	252.0	1:07:01.693	4	2	1:49.479	34.067	41.247	34.165	265.6	14:06.907		
26	3	1:44.344	33.541	38.348	32.455	252.0	1:08:46.037	5	2	1:48.308	34.447	40.190	33.671	282.2	15:55.215		
27	3	1:47.759	B	33.604	39.122	35.033	255.0	1:10:33.796	6	2	1:48.528	34.255	40.294	33.979	292.9	17:43.743	
28	2	3:26.521	2:14.135	39.726	32.660	182.1	1:14:00.317	7	2	2:10.525	B	36.510	47.613	46.402	279.3	19:54.268	
29	2	1:46.281	34.095	39.662	32.524	252.6	1:15:46.598	8	2	11:17.297	9:58.524	43.670	35.103	181.5	31:11.565		
30	2	1:47.248	34.112	39.362	33.774	255.6	1:17:33.846	9	2	2:01.158	B	35.030	42.380	43.748	275.7	33:12.723	
31	2	1:44.986	34.011	38.725	32.250	259.9	1:19:18.832	10	3	8:07.876	6:47.263	42.690	37.923	130.4	41:20.599		
32	2	1:45.166	33.992	39.009	32.165	255.6	1:21:03.998	11	3	1:51.355	34.979	41.651	34.725	269.6	43:11.954		
33	2	1:45.373	33.702	38.434	33.237	256.8	1:22:49.371	12	3	1:51.066	35.423	41.128	34.515	274.3	45:03.020		
34	2	1:45.557	34.152	38.821	32.584	254.4	1:24:34.928	13	3	1:49.229	34.835	40.175	34.219	286.7	46:52.249		
35	2	1:48.464	B	33.728	38.399	36.337	255.0	1:26:23.392	14	3	1:57.671	B	34.737	40.345	42.589	291.3	48:49.920
2 Porsche Team Porsche 919 Hybrid 1.Romain DUMAS 3.Marc LIEB LMP1 - H 2.Neel JANI								15 3 18:05.621 ... 42.053 34.668 180.6 1:06:55.541									
1	2	2:21.838	B	51.800	46.518	43.520	142.2	2:21.838	16	3	1:52.312	36.048	41.267	34.997	281.5	1:08:47.853	
2	2	6:15.474	5:00.943	41.281	33.250	122.4	8:37.312	17	3	1:52.934	35.547	42.249	35.138	294.5	1:10:40.787		
3	2	1:42.360	33.197	37.708	31.455	252.6	10:19.672	18	3	1:50.521	34.877	40.859	34.785	270.2	1:12:31.308		
4	2	1:42.107	32.912	37.508	31.687	248.5	12:01.779	19	3	2:11.693	B	36.310	50.280	45.103	281.5	1:14:43.001	
5	2	1:42.280	32.996	37.671	31.613	252.6	13:44.059	20	1	3:35.013	2:17.435	42.318	35.260	132.5	1:18:18.014		
6	2	1:42.817	33.169	37.814	31.834	250.3	15:26.876	21	1	1:54.884	35.434	43.949	35.501	291.3	1:20:12.898		
7	2	1:45.032	34.518	38.093	32.421	252.0	17:11.908	22	1	1:52.857	36.174	41.854	34.829	264.9	1:22:05.755		
8	2	1:59.930	B	43.595	40.083	36.252	244.6	19:11.838	23	1	1:53.602	35.575	42.977	35.050	270.2	1:23:59.357	
9	2	8:27.378	7:16.655	38.285	32.438	162.9	27:39.216	24	1	1:51.803	35.749	41.294	34.760	252.6	1:25:51.160		
10	2	1:44.277	33.492	38.834	31.951	274.3	29:23.493	25	1	1:53.679	35.594	42.597	35.488	285.9	1:27:44.839		
11	2	1:47.471	33.249	40.177	34.045	250.3	31:10.964	26	1	1:52.232	35.634	41.550	35.048	246.8	1:29:37.071		
12	2	1:43.042	33.218	38.131	31.693	260.5	32:54.006	27	1	1:52.581	35.824	41.773	34.984	254.4	1:31:29.652		
13	2	3:42.566	B	1:00.219	1:19.622	1:22.725	248.5	36:36.572	5 Toyota Gazoo Racing Toyota TS050 - Hybrid 1.Anthony DAVIDSON 3.Kazuki NAKAJIMA LMP1 - H 2.Sebastien BUEMI								
14	3	4:44.494	3:32.609	39.622	32.263	160.3	41:21.066	1	2	2:05.654	53.501	39.449	32.704	168.5	2:05.654		
15	3	1:45.024	34.121	38.628	32.275	257.4	43:06.090	2	2	1:43.853	33.711	38.188	31.954	238.7	3:49.507		
16	3	1:44.667	33.778	38.620	32.269	256.2	44:50.757	3	2	1:43.875	34.111	37.741	32.023	244.6	5:33.382		



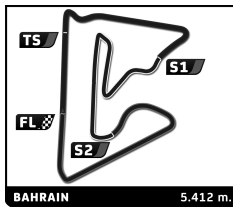
FIA WEC 6 Hours of Bahrain Free Practice 1 Sector Analysis

								■ Personal Best ■ Session Best ■ Crossing the finish line in pit lane							
Lap	D	Time	Sector 1	Sector 2	Sector 3	T. Spd	Elapsed	Lap	D	Time	Sector 1	Sector 2	Sector 3	T. Spd	Elapsed
6 Toyota Gazoo Racing Toyota TS050 - Hybrid 1. Stéphane SARRAZIN 3. Kamui KOBAYASHI 2. Mike CONWAY LMP1 - H															
1	3	1:59.747	42.303	39.045	38.399	164.9	1:59.747								
2	3	1:43.057	33.609	37.468	31.980	256.8	3:42.804								
3	3	1:42.865	33.368	37.346	32.151	256.2	5:25.669								
4	3	1:43.828	33.418	37.432	32.978	259.9	7:09.497								
5	3	1:43.795	33.567	38.244	31.984	258.6	8:53.292								
6	3	1:47.751 B	33.381	37.879	36.491	264.3	10:41.043								
7	3	6:44.851	5:34.178	38.343	32.330	175.9	17:25.894								
8	3	1:44.301	33.521	37.905	32.875	263.6	19:10.195								
9	3	1:43.218	33.449	37.825	31.944	263.0	20:53.413								
10	3	1:43.286	33.408	37.759	32.119	268.2	22:36.699								
11	3	1:43.837	33.484	38.167	32.186	264.9	24:20.536								
12	3	1:49.079 B	33.508	38.484	37.087	273.6	26:09.615								
13	1	2:48.704	1:35.734	39.343	33.627	186.8	28:58.319								
14	1	1:47.173	35.266	38.849	33.058	263.6	30:45.492								
15	1	1:45.637	33.947	38.697	32.993	261.7	32:31.129								
16	1	3:27.798 B	35.905	1:27.121	1:24.772	264.9	35:58.927								
17	1	10:27.463	9:14.826	38.959	33.678	175.9	46:26.390								
18	1	1:46.114	34.212	38.825	33.077	256.8	48:12.504								
19	1	1:45.386	34.045	38.538	32.803	261.7	49:57.890								
20	1	1:47.212	34.529	39.015	33.668	263.6	51:45.102								
21	1	1:45.808	33.975	38.981	32.852	261.1	53:30.910								
7 Audi Sport Team Joest Audi R18 1. Marcel FÄSSLER 3. Benoit TRÉLUIER 2. André LOTTERER LMP1 - H															
1	3	2:12.655	55.761	42.910	33.984	175.9	2:12.655								
2	3	1:43.225	34.090	37.572	31.563	252.6	3:55.880								
3	3	1:42.515	33.524	37.472	31.519	256.2	5:38.395								
4	3	1:44.124	33.433	38.036	32.655	252.0	7:22.519								
5	3	1:43.845	33.758	38.033	32.054	253.2	9:06.364								
6	3	1:45.098	34.334	38.713	32.051	253.2	10:51.462								
7	3	1:44.664	34.413	38.359	31.892	252.6	12:36.126								
8	3	1:42.774	33.497	37.541	31.736	258.0	14:18.900								
9	3	1:43.623	33.094	38.231	32.298	253.2	16:02.523								
10	3	1:47.267 B	33.464	38.044	35.759	251.4	17:49.790								
11	2	3:06.897	1:56.148	38.221	32.528	161.7	20:56.687								
12	2	1:44.042	33.880	38.067	32.095	255.6	22:40.729								
13	2	1:44.982	34.291	38.261	32.430	263.0	24:25.711								
14	2	1:44.173	33.987	38.176	32.010	248.0	26:09.884								
15	2	1:45.161	33.984	39.039	32.138	249.1	27:55.045								
16	2	1:44.211	33.905	38.205	32.101	248.0	29:39.256								
17	2	1:45.013	33.853	38.703	32.457	250.3	31:24.269								
18	2	1:58.701 B	34.077	38.191	46.433	256.8	33:22.970								
19	2	7:55.181	6:43.556	39.539	32.086	174.5	41:18.151								
20	2	1:44.410	33.952	38.336	32.122	259.2	43:02.561								
21	2	1:44.624	33.824	38.102	32.698	252.0	44:47.185								
22	2	1:46.194	33.956	39.629	32.609	253.8	46:33.379								
23	2	1:44.949	34.441	38.100	32.408	266.2	48:18.328								
24	2	1:48.153 B	34.427	37.739	35.987	262.4	50:06.481								
25	1	5:23.223	4:10.189	39.021	34.013	166.2	55:29.704								
26	1	1:46.023	34.431	38.791	32.801	261.7	57:15.727								
27	1	1:45.814	34.089	38.839	32.886	263.6	59:01.541								
28	1	1:45.470	33.872	39.124	32.474	259.2	1:00:47.011								
29	1	1:44.764	34.060	38.370	32.334	261.1	1:02:31.775								
30	1	1:46.675	34.310	39.926	32.439	264.3	1:04:18.450								
31	1	1:46.024	33.812	39.819	32.393	265.6	1:06:04.474								
32	1	1:44.862	33.961	38.508	32.393	264.9	1:07:49.336								
33	1	1:45.618	33.925	38.308	33.385	253.8	1:09:34.954								
34	1	1:49.360 B	34.254	38.118	36.988	267.6	1:11:24.314								
35	1	8:59.988	7:46.986	40.313	32.689	171.7	1:20:24.302								
36	1	1:45.881	34.137	38.189	33.555	259.2	1:22:10.183								
37	1	1:45.895	34.190	38.629	33.076	257.4	1:23:56.078								
38	1	1:46.123	33.981	38.767	33.375	262.4	1:25:42.201								
39	1	1:46.569	33.968	39.255	33.346	261.1	1:27:28.770								



FIA WEC 6 Hours of Bahrain Free Practice 1 Sector Analysis

								■ Personal Best ■ Session Best B Crossing the finish line in pit lane							
Lap	D	Time	Sector 1	Sector 2	Sector 3	T. Spd	Elapsed	Lap	D	Time	Sector 1	Sector 2	Sector 3	T. Spd	Elapsed
8 Audi Sport Team Joest Audi R18 1. Lucas DI GRASSI 3. Oliver JARVIS LMP1 - H 2. Loïc DUVAL															
1	2	2:51.573 B	1:17.439	48.237	45.897	119.9	2:51.573	12	2	1:47.613	34.239	40.065	33.309	301.0	42:23.888
2	2	5:02.382	3:50.850	39.438	32.094	181.2	7:53.955	13	2	1:48.493	33.978	40.103	34.412	296.1	44:12.381
3	2	1:42.450	33.649	37.220	31.581	252.0	9:36.405	14	2	1:47.897	34.402	40.051	33.444	281.5	46:00.278
4	2	1:43.292	33.637	37.966	31.689	256.2	11:19.697	15	2	1:54.993 B	34.248	41.015	39.730	299.3	47:55.271
5	2	1:44.812	34.649	37.415	32.748	263.6	13:04.509	16	2	7:56.915	6:36.457	40.521	39.937	172.3	55:52.186
6	2	1:43.836	34.379	37.357	32.100	255.6	14:48.345	17	2	1:48.857	34.560	40.222	34.075	279.3	57:41.043
7	2	1:43.048	33.386	37.639	32.023	261.7	16:31.393	18	2	1:51.147	34.642	41.454	35.051	270.2	59:32.190
8	2	1:44.548	33.423	39.040	32.085	263.6	18:15.941	19	2	1:51.315	35.191	40.897	35.227	272.3	1:01:23.505
9	2	1:43.652	33.570	37.890	32.192	258.6	19:59.593	20	2	2:15.244 B	50.262	46.228	38.754	280.0	1:03:38.749
10	2	1:45.249	33.707	39.034	32.508	266.2	21:44.842	21	3	6:16.646	4:57.744	42.134	36.768	168.8	1:09:55.395
11	2	1:46.370	33.978	39.856	32.536	255.0	23:31.212	22	3	1:50.838	34.609	41.325	34.904	292.1	1:11:46.233
12	2	1:43.995	33.823	38.025	32.147	259.2	25:15.207	23	3	1:51.632	35.347	42.356	33.929	297.7	1:13:37.865
13	2	1:48.821 B	33.783	38.262	36.776	264.3	27:04.028	24	3	1:50.990	34.785	41.877	34.328	289.7	1:15:28.855
14	3	12:31.820	...	39.176	32.947	166.7	39:35.848	25	3	1:58.896 B	35.016	42.019	41.861	282.9	1:17:27.751
15	3	1:47.973	34.300	39.240	34.433	253.2	41:23.821	26	3	4:11.614	2:52.837	41.838	36.939	177.3	1:21:39.365
16	3	1:45.656	33.792	38.565	33.299	264.9	43:09.477	27	3	1:52.101	35.773	41.966	34.362	282.9	1:23:31.466
17	3	1:45.512	34.109	38.610	32.793	254.4	44:54.989	28	3	1:56.366 B	34.815	40.590	40.961	280.7	1:25:27.832
18	3	1:44.962	33.750	38.022	33.190	264.9	46:39.951	29	3	3:01.917	1:38.917	43.001	39.999	183.0	1:28:29.749
19	3	1:45.808	33.979	38.913	32.916	262.4	48:25.759	30	3	1:49.429	34.420	40.813	34.196	288.2	1:30:19.178
20	3	1:44.921	33.912	38.327	32.682	261.7	50:10.680								
21	3	1:49.685 B	33.769	37.832	38.084	263.6	52:00.365								
22	3	6:58.794	5:46.978	39.004	32.812	183.4	58:59.159								
23	3	1:45.120	33.986	38.553	32.581	259.9	1:00:44.279								
24	3	1:44.833	33.548	38.536	32.749	261.1	1:02:29.112								
25	3	1:55.339	33.948	47.817	33.574	262.4	1:04:24.451								
26	3	1:46.019	33.904	38.855	33.260	264.9	1:06:10.470								
27	3	1:46.269	34.543	38.825	32.901	263.0	1:07:56.739								
28	3	1:50.316 B	34.332	38.805	37.179	275.0	1:09:47.055								
29	1	2:55.525	1:41.422	40.001	34.102	165.9	1:12:42.580								
30	1	1:47.114	35.045	39.309	32.760	256.8	1:14:29.694								
31	1	1:48.124	34.358	40.600	33.166	260.5	1:16:17.818								
32	1	1:46.691	34.167	39.480	33.044	258.6	1:18:04.509								
33	1	1:45.480	33.926	38.610	32.944	258.6	1:19:49.989								
34	1	1:46.552	34.133	38.885	33.534	258.0	1:21:36.541								
35	1	1:45.707	34.182	38.963	32.562	262.4	1:23:22.248								
36	1	1:45.781	34.065	39.163	32.553	261.1	1:25:08.029								
37	1	1:45.689	33.948	38.698	33.043	259.2	1:26:53.718								
38	1	1:47.259	34.005	39.354	33.900	258.6	1:28:40.977								
39	1	1:44.945	33.677	38.615	32.653	269.6	1:30:25.922								
26 G-Drive Racing Oreca 05 - Nissan 1. Roman RUSINOV 3. Alex BRUNDLE LMP2 2. René RAST															
1	3	10:50.199	9:27.601	45.009	37.589	168.0	10:50.199	12	2	3:07.846	36.623	1:10.385	1:20.838	255.0	35:20.965
2	3	1:55.770	36.317	44.437	35.016	251.4	12:45.969	13	2	2:55.476	1:21.590	58.319	35.567	78.9	38:16.441
3	3	1:51.450	35.596	40.957	34.897	260.5	14:37.419	14	2	1:52.683	36.135	41.272	35.276	254.4	40:09.124
4	3	1:51.213	35.513	40.614	35.086	267.6	16:28.632	15	2	1:52.960	36.202	41.680	35.078	269.6	42:02.084
5	3	2:01.111	35.753	41.491	43.867	270.2	18:29.743	16	2	1:52.962	36.050	41.769	35.143	268.2	43:55.046
6	3	1:52.286	36.327	40.657	35.302	268.2	20:22.029	17	2	1:53.488	36.575	41.543	35.370	260.5	45:48.534
7	3	1:52.213	35.667	40.910	35.636	270.9	22:14.242	18	2	1:53.279	36.075	41.413	35.791	270.2	47:41.813
8	3	1:51.882	35.811	40.861	35.210	268.2	24:06.124	19	2	1:53.003	36.001	41.274	35.728	270.9	49:34.816
9	3	1:52.826	36.208	41.120	35.498	266.9	25:58.950	20	2	1:52.153	36.052	40.861	35.240	268.2	51:26.969
10	3	1:57.860 B	35.876	41.149	40.835	272.3	27:56.810	21	2	1:53.079	36.183	41.720	35.176	268.2	53:20.048
11	2	4:16.309	2:58.569	41.920	35.820	175.3	32:13.119	22	2	1:52.053	36.073	40.938	35.042	269.6	55:12.101
12	2	3:07.846	36.623	1:10.385	1:20.838	255.0	35:20.965	23	2	1:58.107 B	36.241	41.685	40.181	244.1	57:10.208
13	2	2:55.476	1:21.590	58.319	35.567	78.9	38:16.441	24	1	4:24.999	3:05.139	43.415	36.445	167.0	1:01:35.207
14	2	1:52.683	36.135	41.272	35.276	254.4	40:09.124	25	1	1:57.307	37.454	43.130	36.723	263.6	1:03:32.514
15	2	1:52.960	36.202	41.680	35.078	269.6	42:02.084	26	1	1:57.205	37.193	43.370	36.642	255.6	1:05:29.719
16	2	1:52.962	36.050	41.769	35.143	268.2	43:55.046	27	1	1:55.730	36.961	42.799	35.970	263.6	1:07:25.449
17	2	1:53.488	36.575	41.543	35.370	260.5	45:48.534	28	1	1:56.428	36.885	43.544	35.999	263.6	1:09:21.877
18	2	1:53.279	36.075	41.413	35.791	270.2	47:41.813	29	1	1:55.699	36.826	42.730	36.143	261.1	1:11:17.576
19	2	1:53.003	36.001	41.274	35.728	270.9	49:34.816	30	1	1:55.067	36.844	42.326	35.897	264.9	1:13:12.643
20	2	1:52.153	36.052	40.861	35.240	268.2	51:26.969	31	1	1:54.450	36.685	41.949	35.816	267.6	1:15:07.093
21	2	1:53.079	36.183	41.720	35.176	268.2	53:20.048	32	1	1:54.640	36.712	42.039	35.889	267.6	1:17:01.733
22	2	1:52.053	36.073	40.938	35.042	269.6	55:12.101	33	1	1:55.042	36.867	41.969	36.206	265.6	1:18:56.775
23	2	1:58.107 B	36.241	41.685	40.181	244.1	57:10.208	34	1	1:59.032 B	36.811	42.098	40.123	268.9	1:20:55.807
24	1	4:24.999	3:05.139	43.415	36.445	167.0	1:01:35.207	35	1	2:39.672	1:19.985	43.538	36.149	175.1	1:23:35.479
25	1	1:57.307	37.454	43.130	36.723	263.6	1:03:32.514								
26	1	1:57.205	37.193	43.370	36.642	255.6	1:05:29.719								
27	1	1:55.730	36.961	42.799	35.970	263.6	1:07:25.449								
28	1	1:56.428	36.885	43.544	35.999	263.6	1:09:21.877								
29	1	1:55.699	36.826	42.730	36.143	261.1	1:11:17.576								
30	1	1:55.067	36.844	42.326	35.897	264.9	1:13:12.643								
31	1	1:54.450	36.685	41.949	35.816	267.6	1:15:07.093								
32	1	1:54.640	36.712	42.039	35.889	267.6	1:17:01.733								
33	1	1:55.042	36.867	41.969	36.206	265.6	1:18:56.775								
34	1	1:59.032 B	36.811	42.098	40.123	268.9	1:20:55.807								
35	1	2:39.672	1:19.985	43.538	36.149	175.1	1:23:35.479								
13 Rebellion Racing Rebellion R-One - AER 1. Mathéo TUSCHER 3. Alexandre IMPERATORI LMP1 2. Dominik KRAIHAMER															
1	1	3:07.807 B	1:42.249	44.260	41.298	138.7	3:07.807								
2	1	11:06.215	9:50.572	41.696	33.947	177.6	14:14.022								
3	1	1:46.866	33.777	40.061	33.028	285.9	16:00.888								
4	1	1:46.958	33.715	40.090	33.153	303.5	17:47.846								
5	1	1:46.366	33.773	39.611	32.982	293.7	19:34.212								
6	1	1:47.952	34.067	39.532	34.353	299.3	21:22.164								
7	1	1:47.619	33.912	40.470	33.237	296.1	23:09.783								
8	1	2:00.148 B	34.008	43.191	42.949	292.1	25:09.931								
9	2	11:13.234	8:30.466	1:20.795	1:21.973	167.5	36:23.165								
10	2	2:24.170	1:09.477	40.869	33.824	79.2	38:47.335								
11	2	1:48.940	34.736	40.677	33.527	297.7	40:36.275								

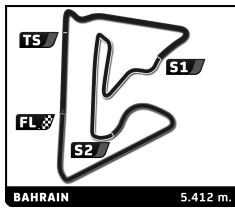


FIA WEC
6 Hours of Bahrain
Free Practice 1

Sector Analysis

■ Personal Best ■ Session Best B Crossing the finish line in pit lane

Lap	D	Time	Sector 1	Sector 2	Sector 3	T. Spd	Elapsed	Lap	D	Time	Sector 1	Sector 2	Sector 3	T. Spd	Elapsed							
36	1	1:56.495	36.923	43.453	36.119	264.9	1:25:31.974	16	1	1:54.654	36.824	41.785	36.045	261.7	40:04.398							
37	1	1:55.437	36.819	42.276	36.342	268.2	1:27:27.411	17	1	1:58.752B	36.847	41.823	40.082	265.6	42:03.150							
38	1	1:55.028	36.833	42.212	35.983	267.6	1:29:22.439	18	3	3:40.228	2:17.887	43.912	38.429	168.8	45:43.378							
39	1	1:54.761	36.796	42.046	35.919	266.2	1:31:17.200	19	3	1:58.446	38.200	42.995	37.251	240.8	47:41.824							
27 SMP Racing 1.Nicolas MINASSIAN 2.Maurizio MEDIANI 3.Mikhail ALESHIN BR01 - Nissan LMP2								20								3	1:56.730	37.443	42.559	36.728	258.6	49:38.554
1	1	2:16.939	55.161	44.596	37.182	155.0	2:16.939	21	3	1:55.255	37.005	42.090	36.160	264.9	51:33.809							
2	1	1:53.776	36.408	42.148	35.220	258.6	4:10.715	22	3	1:55.591	36.901	42.719	35.971	264.3	53:29.400							
3	1	1:53.794	36.300	41.641	35.853	259.2	6:04.509	23	3	1:55.452	36.724	42.332	36.396	266.9	55:24.852							
4	1	1:55.111	36.353	41.610	37.148	262.4	7:59.620	24	3	1:59.274B	37.017	42.170	40.087	264.9	57:24.126							
5	1	1:52.648	36.221	41.196	35.231	266.2	9:52.268	25	1	4:15.058	2:55.898	42.918	36.242	170.4	1:01:39.184							
6	1	1:52.804	36.314	41.282	35.208	266.2	11:45.072	26	1	1:55.509	36.744	42.508	36.257	266.2	1:03:34.693							
7	1	2:00.065B	36.361	41.401	42.303	269.6	13:45.137	27	1	1:55.351	36.992	42.169	36.190	264.9	1:05:30.044							
8	1	8:29.377	7:11.006	41.949	36.422	167.7	22:14.514	28	1	1:57.552	37.165	42.727	37.660	250.8	1:07:27.596							
9	1	1:54.012	36.733	41.676	35.603	253.2	24:08.526	29	1	1:55.850	37.053	42.651	36.146	266.2	1:09:23.446							
10	1	1:53.721	36.497	41.662	35.562	262.4	26:02.247	30	1	1:54.991	36.860	42.204	35.927	268.2	1:11:18.437							
11	1	1:59.211B	36.497	41.899	40.815	268.2	28:01.458	31	1	1:59.418B	37.478	42.044	39.896	249.1	1:13:17.855							
12	3	3:07.105	1:47.135	43.043	36.927	170.1	31:08.563	32	3	4:49.365	3:28.191	42.984	38.190	168.3	1:18:07.220							
13	3	2:09.322B	37.270	43.545	48.507	266.2	33:17.885	33	3	1:57.018	37.173	43.293	36.552	264.3	1:20:04.238							
14	3	13:13.927	...	42.594	36.535	164.2	46:31.812	34	3	1:57.496	37.696	42.735	37.065	264.3	1:22:01.734							
15	3	1:56.192	37.370	42.669	36.153	261.1	48:28.004	35	3	1:57.136	37.409	42.833	36.894	258.0	1:23:58.870							
16	3	1:57.284	38.906	42.242	36.136	268.2	50:25.288	36	3	1:58.177	37.779	43.965	36.433	256.8	1:25:57.047							
17	3	1:55.081	37.124	41.986	35.971	267.6	52:20.369	37	3	1:55.854	37.114	42.343	36.397	266.2	1:27:52.901							
18	3	1:55.690	37.242	42.193	36.255	268.2	54:16.059	38	3	1:57.898	37.435	42.622	37.841	266.9	1:29:50.799							
19	3	1:57.975	37.008	42.112	38.855	268.2	56:14.034	39	3	1:57.532	37.222	43.643	36.667	266.2	1:31:48.331							
20	3	1:55.916	37.069	42.662	36.185	268.2	58:09.950	31 Extreme Speed Motorsports 1.Ryan DALZIEL 2.Luis Felipe DERANI 3.Christopher CUMMING LIGIER JS P2 - Nissan LMP2														
21	3	1:59.563B	37.359	42.309	39.895	268.2	1:00:09.513	1	2	2:19.635	54.734	44.923	39.978	160.5	2:19.635							
22	2	8:04.413	6:43.035	44.091	37.287	159.6	1:08:13.926	2	2	1:52.650	36.559	40.975	35.116	258.6	4:12.285							
23	2	1:57.989	37.914	42.999	37.076	238.2	1:10:11.915	3	2	1:57.381	36.289	43.250	37.842	264.9	6:09.666							
24	2	1:57.390	37.902	42.753	36.735	264.3	1:12:09.305	4	2	1:54.095	36.083	41.600	36.412	265.6	8:03.761							
25	2	1:57.126	37.279	42.976	36.871	265.6	1:14:06.431	5	2	1:52.947	36.038	41.090	35.819	266.2	9:56.708							
26	2	1:56.611	37.353	42.738	36.520	266.9	1:16:03.042	6	2	1:57.199B	36.175	41.542	39.482	264.9	11:53.907							
27	2	1:55.938	37.065	42.367	36.506	266.9	1:17:58.980	7	3	3:55.613	2:37.220	42.045	36.348	165.4	15:49.520							
28	2	1:56.847	37.183	42.824	36.840	268.9	1:19:55.827	8	3	1:55.573	36.925	42.180	36.468	263.0	17:45.093							
29	2	1:57.505	37.221	43.542	36.742	267.6	1:21:53.332	9	3	1:56.077	37.724	42.098	36.255	264.3	19:41.170							
30	2	1:58.362	37.637	42.980	37.745	264.9	1:23:51.694	10	3	1:56.714	37.023	42.288	37.403	265.6	21:37.884							
31	2	1:56.504	37.103	42.787	36.614	268.2	1:25:48.198	11	3	2:01.415B	37.059	42.265	42.091	265.6	23:39.299							
32	2	2:04.780B	38.264	43.916	42.600	229.6	1:27:52.978	12	3	3:59.211	2:39.029	43.265	36.917	171.5	27:38.510							
30 Extreme Speed Motorsports 1.Tom DILLMANN 2.Giedo VAN DER GARDE 3.Sean GELAEL LIGIER JS P2 - Nissan LMP2								13								3	1:55.883	37.282	42.265	36.336	259.9	29:34.393
1	2	2:38.265	1:16.127	45.665	36.473	138.9	2:38.265	14	3	1:57.666	37.238	43.154	37.274	265.6	31:32.059							
2	2	1:52.775	36.435	40.885	35.455	258.0	4:31.040	15	3	2:32.623B	37.075	43.960	1:11.588	264.3	34:04.682							
3	2	1:51.638	36.155	40.418	35.065	263.0	6:22.678	16	1	4:59.030	3:39.542	42.954	36.534	79.6	39:03.712							
4	2	1:51.631	36.040	40.633	34.958	265.6	8:14.309	17	1	1:55.870	37.094	42.018	36.758	253.2	40:59.582							
5	2	1:56.729B	36.021	41.060	39.648	266.2	10:11.038	18	1	1:55.997	37.086	42.299	36.612	260.5	42:55.579							
6	2	6:11.335	4:48.972	43.933	38.430	171.2	16:22.373	19	1	1:53.916	36.581	41.774	35.561	262.4	44:49.495							
7	2	1:53.192	36.177	41.465	35.550	266.2	18:15.565	20	1	1:54.315	36.334	41.915	36.066	265.6	46:43.810							
8	2	1:53.464	36.466	41.593	35.405	252.6	20:09.029	21	1	2:00.051B	37.112	41.957	40.982	236.6	48:43.861							
9	2	1:53.452	36.339	41.279	35.834	266.2	22:02.481	22	1	13:36.214	...	44.020	36.011	128.1	1:02:20.075							
10	2	1:59.243B	36.614	41.925	40.704	267.6	24:01.724	23	1	1:54.408	36.653	41.956	35.799	261.7	1:04:14.483							
11	1	4:08.441	2:47.751	43.959	36.731	168.0	28:10.165	24	1	1:54.023	36.494	41.873	35.656	264.3	1:06:08.506							
12	1	1:56.330	37.339	42.631	36.360	261.7	30:06.495	25	1	1:54.337	36.771	41.914	35.652	263.6	1:08:02.843							
13	1	1:54.874	36.903	42.099	35.872	264.9	32:01.369	26	1	1:55.184	36.863	41.842	36.479	264.9	1:09:58.027							
14	1	3:03.320	37.729	1:02.818	1:22.773	266.2	35:04.689	27	1	2:00.195B	36.811	42.717	40.667	264.3	1:11:58.222							
15	1	3:05.055	1:23.179	1:05.213	36.663	78.8	38:09.744	28	2	5:23.291	4:04.916	42.354	36.021	171.7	1:17:21.513							
								29								2	1:53.777	36.494	41.706	35.577	264.3	1:19:15.290
								30								2	1:58.748B	36.481	42.405	39.862	265.6	1:21:14.038



FIA WEC

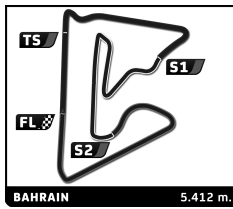
6 Hours of Bahrain

Free Practice 1

Sector Analysis

■ Personal Best
 ■ Session Best
 ■ Crossing the finish line in pit lane

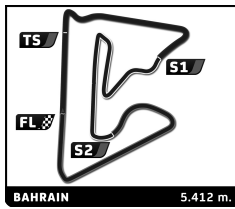
Lap	D	Time	Sector 1	Sector 2	Sector 3	T. Spd	Elapsed	Lap	D	Time	Sector 1	Sector 2	Sector 3	T. Spd	Elapsed
27	2	1:58.199	37.707	43.179	37.313	266.2	1:19:50.815	14	3	1:55.070	36.666	41.960	36.444	266.2	47:03.356
28	2	2:06.625 B	37.564	44.529	44.532	267.6	1:21:57.440	15	3	1:53.467	36.415	41.485	35.567	267.6	48:56.823
29	3	4:24.966	3:02.589	44.228	38.149	146.8	1:26:22.406	16	3	1:53.501	36.351	41.315	35.835	265.6	50:50.324
30	3	1:59.739	37.787	43.741	38.211	260.5	1:28:22.145	17	3	1:53.041	36.246	41.210	35.585	266.9	52:43.365
31	3	2:03.328	38.335	45.815	39.178	255.6	1:30:25.473	18	3	2:05.932 B	38.119	43.901	43.912	255.6	54:49.297
43 RGR Sport by Morand LIGIER JS P2 - Nissan								45 Manor Oreca 05 - Nissan							
1. Ricardo GONZALEZ								1. Julien CANAL							
2. Filipe ALBUQUERQUE								2. Roberto GONZALEZ							
3. Bruno SENNA								3. Roberto MERHI							
LMP2								LMP2							
1	2	2:14.732	50.854	43.323	40.555	146.6	2:14.732	1	3	2:40.222 B	1:09.398	47.738	43.086	154.6	2:40.222
2	2	1:52.836	36.484	41.281	35.071	257.4	4:07.568	2	3	4:52.825	3:35.753	41.484	35.588	140.7	7:33.047
3	2	1:51.581	35.969	40.619	34.993	264.3	5:59.149	3	3	1:54.850	36.157	42.081	36.612	267.6	9:27.897
4	2	1:57.928 B	36.065	42.018	39.845	263.6	7:57.077	4	3	1:51.155	35.692	40.670	34.793	270.2	11:19.052
5	2	5:55.647	4:29.049	43.615	42.983	125.6	13:52.724	5	3	2:00.500	36.120	45.490	38.890	270.9	13:19.552
6	2	2:16.170	36.064	1:04.246	35.860	264.3	16:08.894	6	3	1:56.211	38.571	42.111	35.529	272.9	15:15.763
7	2	1:52.191	36.099	40.984	35.108	265.6	18:01.085	7	3	2:00.394 B	37.069			250.8	17:16.157
8	2	1:51.868	35.918	40.687	35.263	266.2	19:52.953	8	3	7:26.866	6:02.825	45.268	38.773	160.3	24:43.023
9	2	1:53.756	36.479	41.636	35.641	268.2	21:46.709	9	3	1:52.084	36.189	40.916	34.979	269.6	26:35.107
10	2	1:52.642	36.107	41.251	35.284	266.9	23:39.351	10	3	1:53.664	36.248	41.973	35.443	272.9	28:28.771
11	2	1:56.162 B	36.040	40.992	39.130	266.2	25:35.513	11	3	1:53.770	35.981	41.355	36.434	271.6	30:22.541
12	1	5:40.846	4:19.531	44.210	37.105	166.5	31:16.359	12	3	1:52.071	35.962	41.102	35.007	270.9	32:14.612
13	1	2:06.917	37.159	41.853	40.790	260.5	33:23.276	13	3	3:14.162 B	36.756	1:13.929	1:23.477	271.6	35:28.774
14	1	4:00.303	1:23.207	1:21.004	1:16.092	78.1	37:23.579	14	2	5:16.809	3:52.532	45.900	38.377	136.1	40:45.583
15	1	1:56.391	37.763	42.536	36.092	240.8	39:19.970	15	2	1:58.149	37.115	42.914	38.120	264.9	42:43.732
16	1	1:54.529	36.444	42.052	36.033	263.6	41:14.499	16	2	1:58.147	36.867	43.326	37.954	269.6	44:41.879
17	1	1:55.622	37.171	41.810	36.641	264.3	43:10.121	17	2	1:56.211	36.754	42.869	36.588	269.6	46:38.090
18	1	1:55.098	36.988	42.070	36.040	264.9	45:05.219	18	2	1:58.431	37.083	43.124	38.224	270.9	48:36.521
19	1	1:58.668 B	36.974	41.764	39.930	264.9	47:03.887	19	2	1:55.849	36.994	41.992	36.863	259.9	50:32.370
20	1	12:57.270	...	42.204	36.391	162.0	1:00:01.157	20	2	1:56.277	36.957	42.843	36.477	270.2	52:28.647
21	1	1:57.772	37.715	43.333	36.724	259.9	1:01:58.929	21	2	2:49.091	36.397	1:34.825	37.869	270.9	55:17.738
22	1	1:55.645	36.959	42.502	36.184	261.7	1:03:54.574	22	2	1:55.625	36.730	42.821	36.074	268.9	57:13.363
23	1	2:01.337 B	37.899	42.646	40.792	259.9	1:05:55.911	23	2	1:55.819	36.584	42.311	36.924	270.9	59:09.182
24	3	4:10.159	2:50.325	43.356	36.478	170.1	1:10:06.070	24	2	1:55.863	36.936	42.432	36.495	270.2	1:01:05.045
25	3	1:56.154	37.185	42.902	36.067	259.2	1:12:02.224	25	2	2:02.590 B	36.723	42.628	43.239	271.6	1:03:07.635
26	3	1:54.761	36.844	41.938	35.979	263.0	1:13:56.985	26	1	4:34.943	3:14.019	43.520	37.404	165.7	1:07:42.578
27	3	1:55.251	36.604	42.682	35.965	266.2	1:15:52.236	27	1	1:56.342	37.242	42.522	36.578	240.8	1:09:38.920
28	3	1:54.589	36.677	42.131	35.781	264.3	1:17:46.825	28	1	1:55.706	36.765	42.355	36.586	261.1	1:11:34.626
29	3	2:02.651 B	36.723	43.836	42.092	265.6	1:19:49.476	29	1	1:56.260	36.553	42.513	37.194	266.2	1:13:30.886
30	3	4:31.879	3:13.260	42.750	35.869	170.6	1:24:21.355	30	1	1:56.440	36.940	42.801	36.699	257.4	1:15:27.326
31	3	1:55.055	36.666	42.482	35.907	263.0	1:26:16.410	31	1	1:56.550	36.889	43.435	36.226	261.7	1:17:23.876
32	3	1:55.960	36.798	42.398	36.764	260.5	1:28:12.370	32	1	1:54.498	36.575	42.135	35.788	266.9	1:19:18.374
33	3	1:57.493	36.949	42.603	37.941	263.6	1:30:09.863	33	1	2:04.983 B	37.740	42.826	44.417	230.6	1:21:23.357
44 Manor Oreca 05 - Nissan								45 Manor Oreca 05 - Nissan							
1. Matthew RAO								1. Julien CANAL							
2. Richard BRADLEY								2. Roberto GONZALEZ							
3. Alex LYNN								3. Roberto MERHI							
LMP2								LMP2							
1	2	2:30.353 B	1:02.521	44.787	43.045	157.7	2:30.353	1	3	2:40.222 B	1:09.398	47.738	43.086	154.6	2:40.222
2	2	4:38.679	3:18.384	42.483	37.812	170.1	7:09.032	2	3	4:52.825	3:35.753	41.484	35.588	140.7	7:33.047
3	2	1:54.639	36.853	41.403	36.383	246.8	9:03.671	3	3	1:54.850	36.157	42.081	36.612	267.6	9:27.897
4	2	1:54.133	36.221	42.128	35.784	261.7	10:57.804	4	3	1:51.155	35.692	40.670	34.793	270.2	11:19.052
5	2	1:52.506	35.858	41.254	35.394	265.6	12:50.310	5	3	2:00.500	36.120	45.490	38.890	270.9	13:19.552
6	2	1:59.160 B	35.869	41.182	42.109	267.6	14:49.470	6	3	1:56.211	38.571	42.111	35.529	272.9	15:15.763
7	2	11:16.246	9:56.819	43.655	35.772	167.7	26:05.716	7	3	2:00.394 B	37.069			250.8	17:16.157
8	2	1:54.530	36.301	42.713	35.516	270.2	28:00.246	8	3	7:26.866	6:02.825	45.268	38.773	160.3	24:43.023
9	2	1:52.641	36.128	41.219	35.294	268.9	29:52.887	9	3	1:52.084	36.189	40.916	34.979	269.6	26:35.107
10	2	1:54.041	36.097	42.321	35.623	268.9	31:46.928	10	3	1:53.664	36.248	41.973	35.443	272.9	28:28.771
11	2	2:45.903 B	36.796	46.759	1:22.348	252.6	34:32.831	11	3	1:53.770	35.981	41.355	36.434	271.6	30:22.541
12	3	4:44.704 B	3:15.745	42.795	46.164	80.1	39:17.535	12	3	1:52.071	35.962	41.102	35.007	270.9	32:14.612
13	3	5:50.751	4:32.518	42.142	36.091	152.8	45:08.286	13	3	3:14.162 B	36.756	1:13.929	1:23.477	271.6	35:28.774



FIA WEC 6 Hours of Bahrain Free Practice 1 Sector Analysis

■ Personal Best
 ■ Session Best
 ■ Crossing the finish line in pit lane

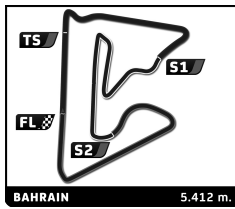
Lap	D	Time	Sector 1	Sector 2	Sector 3	T. Spd	Elapsed	Lap	D	Time	Sector 1	Sector 2	Sector 3	T. Spd	Elapsed		
67	Ford Chip Ganassi Team UK							Ford GT	12	1	2:06.480	B	38.615	44.349	43.516	252.6	27:58.716
	1.Andy PRIAULX							LMGTE Pro	13	1	4:11.962		2:48.067	45.133	38.762	121.8	32:10.678
	2.Harry TINCKNELL								14	1	3:13.322		39.638	1:12.687	1:20.997	256.8	35:24.000
	1	1	2:25.421	B	54.287	47.817	43.317	134.4	15	1	2:59.625		1:21.530	58.422	39.673	80.1	38:23.625
	2	1	3:40.196		2:16.799	44.931	38.466	160.8	16	1	2:01.209		38.758	44.302	38.149	250.8	40:24.834
	3	1	2:01.154		38.456	44.276	38.422	247.4	17	1	2:03.338		38.384	44.404	40.550	255.6	42:28.172
	4	1	2:00.618		38.237	44.211	38.170	246.8	18	1	2:01.230		38.446	44.250	38.534	252.0	44:29.402
	5	1	2:00.839		38.227	44.128	38.484	253.2	19	1	2:06.453	B	38.530	44.436	43.487	256.2	46:35.855
	6	1	2:00.848		38.357	44.098	38.393	252.0	20	2	8:26.162		7:01.358	45.605	39.199	160.1	55:02.017
	7	1	2:01.103		38.150	44.503	38.450	252.0	21	2	2:03.932		39.434	45.339	39.159	250.8	57:05.949
	8	1	2:01.112		38.318	44.489	38.305	252.6	22	2	2:03.962		39.048	45.536	39.378	249.7	59:09.911
	9	1	2:01.559		38.450	44.687	38.422	248.5	23	2	2:02.925		38.969	44.981	38.975	256.2	1:01:12.836
	10	1	2:01.814		38.552	44.454	38.808	250.8	24	2	2:02.598		38.738	44.976	38.884	250.8	1:03:15.434
	11	1	2:01.940		38.681	44.526	38.733	254.4	25	2	2:03.275		38.808	45.034	39.433	252.6	1:05:18.709
	12	1	2:02.436		39.064	44.732	38.640	250.8	26	2	2:07.530	B	39.081	45.100	43.349	247.4	1:07:26.239
	13	1	2:02.131		38.730	44.651	38.750	253.8	27	2	3:14.609		1:50.678	44.729	39.202	160.1	1:10:40.848
	14	1	2:07.173	B	38.882	45.403	42.888	246.3	28	2	2:01.885		38.753	44.537	38.595	252.6	1:12:42.733
	15	2	6:49.210		4:08.301	1:19.603	1:21.306	79.7	29	2	2:01.817		38.558	44.684	38.575	256.2	1:14:44.550
	16	2	2:09.130		43.335	46.279	39.516	186.8	30	2	2:01.728		38.502	44.366	38.860	255.6	1:16:46.278
	17	2	2:04.190		39.239	45.718	39.233	248.5	31	2	2:01.968		38.691	44.594	38.683	256.8	1:18:48.246
	18	2	2:03.006		38.862	45.072	39.072	244.6	32	2	2:02.405		38.646	44.869	38.890	255.6	1:20:50.651
19	2	2:02.438		38.656	44.900	38.882	251.4	33	2	2:03.356		39.698	44.749	38.909	255.6	1:22:54.007	
20	2	2:05.265		39.293	46.157	39.815	246.8	34	2	2:02.144		38.678	44.670	38.796	256.8	1:24:56.151	
21	2	2:04.162		39.591	45.405	39.166	248.5	35	2	2:02.469		38.595	44.816	39.058	255.6	1:26:58.620	
22	2	2:07.776	B	39.107	45.513	43.156	250.8	36	2	2:02.299		38.750	44.642	38.907	256.8	1:29:00.919	
23	2	3:39.427		2:15.851	44.982	38.594	159.8	37	2	2:07.127	B	38.951	45.076	43.100	255.6	1:31:08.046	
24	2	1:59.772		38.028	43.848	37.896	256.2										
25	2	2:00.010		37.979	43.850	38.181	256.2										
26	2	2:00.218		38.233	43.952	38.033	256.8										
27	2	2:01.560		38.278	44.218	39.064	257.4										
28	2	2:01.372		38.644	44.328	38.400	251.4										
29	2	2:01.366		38.476	44.157	38.733	256.8										
30	2	2:02.110		38.455	44.248	39.407	255.6										
31	2	2:01.423		38.588	44.183	38.652	253.2										
32	2	2:01.943		38.489	44.460	38.994	255.6										
33	2	2:01.514		38.553	44.345	38.616	255.6										
34	2	2:05.374	B	38.535	44.564	42.275	255.6										
35	1	3:38.415		2:14.923	44.868	38.624	162.0										
36	1	2:02.155		38.722	44.763	38.670	250.8										
37	1	2:02.989		38.878	44.981	39.130	241.3										
38	1	2:06.719		39.062	46.318	41.339	244.1										
39	1	2:02.391		38.733	44.619	39.039	253.2										
40	1	2:03.106		39.051	44.905	39.150	255.0										
71	AF Corse							Ferrari 488 GTE									
	1.Davide RIGON							LMGTE Pro									
	2.Sam BIRD																
	1	1	2:58.433		1:30.686	47.580	40.167	153.3									
	2	1	2:02.751		39.617	44.242	38.892	192.1									
	3	1	1:59.663		38.068	43.618	37.977	249.1									
	4	1	2:00.441		38.342	44.130	37.969	251.4									
	5	1	2:00.433		37.995	44.295	38.143	253.8									
	6	1	1:59.499		37.968	43.667	37.864	256.8									
	7	1	1:59.850		38.133	43.743	37.974	259.2									
	8	1	2:07.299	B	38.869	44.764	43.666	258.0									
77	Dempsey - Proton Racing							Porsche 911 RSR (2016)									
	1.Richard LIETZ							LMGTE Pro									
	2.Michael CHRISTENSEN																
	1	1	3:02.642		1:37.431	44.374	40.837	163.9									
	2	1	1:59.420		38.203	43.508	37.709	258.6									
	3	1	2:00.033		38.568	43.246	38.219	250.3									
	4	1	2:00.378		38.412	44.217	37.749	261.1									
	5	1	2:00.727		38.479	44.357	37.891	258.0									
	6	1	1:59.827		38.109	43.831	37.887	255.0									
	7	1	2:05.149	B	37.967	43.956	43.226	251.4									
	8	1	16:13.097		...	46.367	40.092	143.3									
	9	1	2:24.852	B	38.303	44.085	1:02.464	248.0									
	10	1	8:54.956		7:32.815	43.793	38.348	161.3									
	11	1	2:01.201		38.402	44.294	38.505	249.7									
	12	1	2:00.888		38.335	44.358	38.195	248.0									
	13	1	2:01.219		38.352	44.368	38.499	246.8									
	14	1	2:06.913	B	38.451	45.581	42.881	250.3									
	15	1	5:57.784		4:34.773	44.389	38.622	163.7									
16	1	2:02.261		38.741	44.949	38.571	243.5										
17	1	2:01.641		38.461	44.280	38.900	250.3										
18	1	2:06.442	B	38.546	45.086	42.810	250.8										
19	2	5:17.453		3:51.148	45.903	40.402	164.9										
20	2	2:03.894		39.332	45.387	39.175	243.5										
21	2	2:02.556		38.773	44.814	38.969	256.2										
22	2	2:03.744		39.545	45.118	39.081	253.2										
23	2	2:02.659		38.974	44.766	38.919	243.0										
24	2	2:03.811		39.219	45.462	39.130	250.8										
25	2	2:03.419		39.100	45.161	39.158	247.4										
26	2	2:03.733		39.136	45.262	39.335	253.8										
27	2	2:03.593		38.936	45.055	39.602	251.4										



FIA WEC
6 Hours of Bahrain
Free Practice 1
Sector Analysis

■ Personal Best ■ Session Best B Crossing the finish line in pit lane

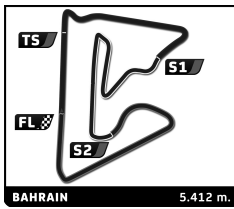
Lap	D	Time	Sector 1	Sector 2	Sector 3	T. Spd	Elapsed	Lap	D	Time	Sector 1	Sector 2	Sector 3	T. Spd	Elapsed							
29	2	2:03.886	38.772	45.418	39.696	249.1	1:28:51.595	14	1	2:07.160	40.093	46.409	40.658	249.1	44:04.859							
30	2	2:08.105B	39.116	45.203	43.786	250.8	1:30:59.700	15	1	2:05.649	39.780	45.636	40.233	253.2	46:10.508							
78 KCMG Porsche 911 RSR 1.Christian RIED 3.Joël CAMATHIAS LMGTE Am 2.Wolf HENZLER								16								1	2:05.798	39.833	45.873	40.092	245.2	48:16.306
1	1	2:55.958B	1:20.424	48.453	47.081	147.4	2:55.958	17	1	2:10.718B	39.955	45.894	44.869	250.8	50:27.024							
2	1	4:03.050	2:38.351	45.421	39.278	162.2	6:59.008	18	1	4:24.433	2:57.782	46.358	40.293	160.5	54:51.457							
3	1	2:05.109	39.720	46.289	39.100	211.2	9:04.117	19	1	2:05.701	39.837	45.697	40.167	249.7	56:57.158							
4	1	2:03.523	39.057	45.158	39.308	238.7	11:07.640	20	1	2:05.822	39.963	46.096	39.763	249.1	59:02.980							
5	1	2:03.163	39.141	45.069	38.953	236.1	13:10.803	21	1	2:06.302	39.956	46.137	40.209	254.4	1:01:09.282							
6	1	2:03.945	39.714	45.486	38.745	253.2	15:14.748	22	1	2:06.069	39.977	45.829	40.263	252.6	1:03:15.351							
7	1	2:03.411	39.256	45.156	38.999	234.0	17:18.159	23	1	2:10.031B	40.179	45.793	44.059	215.0	1:05:25.382							
8	1	2:03.860	39.275	45.510	39.075	237.1	19:22.019	24	3	4:06.398	2:38.965	46.976	40.457	161.5	1:09:31.780							
9	1	2:04.147	39.232	45.497	39.418	241.3	21:26.166	25	3	2:09.496	40.456	46.406	42.634	237.6	1:11:41.276							
10	1	2:08.159B	39.276	45.238	43.645	250.8	23:34.325	26	3	2:11.356B	39.870	45.730	45.756	242.4	1:13:52.632							
11	2	3:43.636	2:17.044	46.353	40.239	158.9	27:17.961	27	3	3:49.603	2:22.649	47.352	39.602	162.0	1:17:42.235							
12	2	2:04.697	39.517			233.0	29:22.658	28	3	2:04.662	39.515	45.515	39.632	245.7	1:19:46.897							
13	2	2:02.991	39.158	44.617	39.216	221.6	31:25.649	29	3	2:04.659	39.573	45.420	39.666	248.5	1:21:51.556							
14	2	2:43.145B	41.717	45.937	1:15.491	231.0	34:08.794	30	3	2:05.199	39.479	46.048	39.672	250.8	1:23:56.755							
15	2	5:57.760	4:33.203	45.306	39.251	158.9	40:06.554	31	3	2:05.168	39.641	45.986	39.541	239.7	1:26:01.923							
16	2	2:03.401	38.940	44.932	39.529	241.3	42:09.955	32	3	2:04.922	39.445	46.080	39.397	248.5	1:28:06.845							
17	2	2:03.287	39.054	44.890	39.343	228.6	44:13.242	33	3	2:05.813	39.344	45.408	41.061	251.4	1:30:12.658							
18	2	2:03.886	39.027	45.630	39.229	239.2	46:17.128	86 Gulf Racing Porsche 911 RSR 1.Michael WAINWRIGHT 3.Benjamin BARKER LMGTE Am 2.Adam CARROLL														
19	2	2:03.561	38.918	45.212	39.431	241.3	48:20.689	1	3	2:32.450	1:01.855	49.504	41.091	141.3	2:32.450							
20	2	2:09.298B	39.316	45.446	44.536	238.2	50:29.987	2	3	2:05.511	40.596	45.491	39.424	173.9	4:37.961							
21	3	4:27.273	2:59.725	47.120	40.428	150.3	54:57.260	3	3	2:03.181	39.500	44.978	38.703	199.9	6:41.142							
22	3	2:07.159	40.457	46.629	40.073	221.6	57:04.419	4	3	2:13.179B	39.488	45.139	48.552	208.4	8:54.321							
23	3	2:06.720	39.840	47.090	39.790	223.0	59:11.139	5	3	9:39.710	8:14.077	45.647	39.986	155.0	18:34.031							
24	3	2:06.525	39.614	45.728	41.183	212.1	1:01:17.664	6	3	2:02.769	39.196	44.865	38.708	233.0	20:36.800							
25	3	2:05.905	39.725	46.118	40.062	228.1	1:03:23.569	7	3	2:02.540	38.822	44.816	38.902	251.4	22:39.340							
26	3	2:06.396	39.800	46.533	40.063	221.6	1:05:29.965	8	3	2:07.700B	39.084	45.318	43.298	248.0	24:47.040							
27	3	2:12.575B	40.400	46.753	45.422	221.6	1:07:42.540	9	1	4:20.886	2:45.361	52.229	43.296	143.5	29:07.926							
28	3	3:45.931	2:22.057	45.096	38.778	155.0	1:11:28.471	10	1	2:15.960	43.158	49.567	43.235	202.2	31:23.886							
29	3	2:03.188	38.698	44.931	39.559	244.1	1:13:31.659	11	1	2:47.044	42.534	48.889	1:15.621	199.6	34:10.930							
30	3	2:02.496	38.882	44.812	38.802	240.8	1:15:34.155	12	1	3:35.982	1:22.249	1:20.248	53.485	79.9	37:46.912							
31	3	2:08.427B	39.045	46.242	43.140	239.7	1:17:42.582	13	1	2:12.958	41.873	48.575	42.510	211.6	39:59.870							
32	3	3:57.006	2:33.162	44.858	38.986	159.1	1:21:39.588	14	1	2:11.899	41.677	48.076	42.146	228.1	42:11.769							
33	3	2:03.045	38.949	45.097	38.999	242.4	1:23:42.633	15	1	2:10.217	41.129	47.525	41.563	239.7	44:21.986							
34	3	2:02.789	39.076	45.066	38.647	244.1	1:25:45.422	16	1	2:09.004	40.901	46.827	41.276	246.3	46:30.990							
35	3	2:02.598	39.032	44.644	38.922	249.1	1:27:48.020	17	1	2:10.174	41.427	47.491	41.256	221.1	48:41.164							
36	3	2:06.793B	38.894	44.785	43.114	241.3	1:29:54.813	18	1	2:09.919	40.939	47.534	41.446	243.0	50:51.083							
83 AF Corse Ferrari F458 Italia 1.François PERRODO 3.Rui AGUAS LMGTE Am 2.Emmanuel COLLARD								19	1	2:14.462B	40.772	47.657	46.033	236.6	53:05.545							
1	2	8:11.417B	6:32.309	49.830	49.278	149.1	8:11.417	20	2	3:42.298	2:15.288	46.682	40.328	160.1	56:47.843							
2	2	3:57.168	2:30.488	46.001	40.679	157.5	12:08.585	21	2	2:06.458	39.714	46.846	39.898	235.6	58:54.301							
3	2	2:06.453	41.273	45.777	39.403	178.8	14:15.038	22	2	2:04.929	39.286	46.220	39.423	238.2	1:00:59.230							
4	2	2:02.038	39.120	44.460	38.458	243.0	16:17.076	23	2	2:04.878	39.082	45.726	40.070	246.8	1:03:04.108							
5	2	2:01.550	38.503	44.285	38.762	252.6	18:18.626	24	2	2:06.154	39.378	46.886	39.890	252.0	1:05:10.262							
6	2	2:08.275B	38.607	45.557	44.111	253.8	20:26.901	25	2	2:12.810B	39.551	48.834	44.425	239.2	1:07:23.072							
7	2	4:29.868	3:05.881	44.979	39.008	159.1	24:56.769	26	1	3:53.909	2:25.360	46.346	42.203	148.2	1:11:16.981							
8	2	2:02.677	38.672	44.632	39.373	253.8	26:59.446	27	1	2:07.882	40.392	46.663	40.827	228.1	1:13:24.863							
9	2	2:06.407B	38.750	44.656	43.001	249.7	29:05.853	28	1	2:07.632	40.521	46.528	40.583	241.3	1:15:32.495							
10	1	3:47.105	2:20.274	46.103	40.728	159.6	32:52.958	29	1	2:09.355	40.527	47.908	40.920	232.5	1:17:41.850							
11	1	3:47.262B	1:03.828	1:19.915	1:23.519	165.4	36:40.220	30	1	2:07.531	41.011	46.323	40.197	224.3	1:19:49.381							
12	1	3:10.921	1:43.922	46.057	40.942	158.4	39:51.141	31	1	2:07.286	39.995	47.234	40.057	231.5	1:21:56.667							
13	1	2:06.558	40.303	45.816	40.439	250.8	41:57.699	32	1	2:13.868B	40.150	48.131	45.587	241.3	1:24:10.535							
								33	3	3:26.218	2:01.155	45.922	39.141	160.1	1:27:36.753							
								34	3	2:02.485	38.906	44.601	38.978	246.3	1:29:39.238							



FIA WEC
6 Hours of Bahrain
Free Practice 1
Sector Analysis

Personal Best Session Best B Crossing the finish line in pit lane

Lap	D	Time	Sector 1	Sector 2	Sector 3	T. Spd	Elapsed	Lap	D	Time	Sector 1	Sector 2	Sector 3	T. Spd	Elapsed
35	3	2:02.195	38.666	44.752	38.777	250.3	1:31:41.433	15	2	2:02.312	39.200	44.486	38.626	244.1	45:47.246
88 Abu Dhabi-Proton Racing Porsche 911 RSR 1.Khaled AL QUBAIS1 3.Patrick LONG LMGTE Am 2.David HEINEMEIER HANSSON								16 2 2:05.706B 38.695 44.397 42.614 249.1 47:52.952 17 2 5:32.840 4:09.941 44.592 38.307 159.4 53:25.792 18 2 2:00.345 38.080 43.715 38.550 253.8 55:26.137 19 2 1:59.907 38.102 43.804 38.001 248.0 57:26.044 20 2 1:59.582 37.976 43.585 38.021 256.2 59:25.626 21 2 2:00.178 38.265 43.813 38.100 249.7 1:01:25.804 22 2 2:00.669 38.312 44.131 38.226 249.1 1:03:26.473 23 2 2:01.084 38.309 44.499 38.276 246.3 1:05:27.557 24 2 2:01.836 38.276 44.991 38.569 249.7 1:07:29.393 25 2 2:01.650 38.333 44.662 38.655 250.8 1:09:31.043 26 2 2:01.359 38.372 44.260 38.727 254.4 1:11:32.402 27 2 2:01.487 38.356 44.550 38.581 248.5 1:13:33.889 28 2 2:01.547 38.476 44.550 38.521 248.5 1:15:35.436 29 2 2:03.562 38.732 45.945 38.885 248.0 1:17:38.998 30 2 2:01.294 38.446 44.390 38.458 250.8 1:19:40.292 31 2 2:01.683 38.505 44.383 38.795 250.3 1:21:41.975 32 2 2:02.006 38.723 44.635 38.648 252.0 1:23:43.981 33 2 2:02.617 38.745 45.029 38.843 250.8 1:25:46.598 34 2 2:02.314 38.671 44.811 38.832 244.1 1:27:48.912 35 2 2:02.873 38.896 44.829 39.148 243.0 1:29:51.785 36 2 2:02.297 38.784 44.669 38.844 244.6 1:31:54.082							
95 Aston Martin Racing Aston Martin Vantage V8 1.Nicki THIMM LMGTE Pro 2.Marco SØRENSEN								97 Aston Martin Racing Aston Martin Vantage V8 1.Jonathan ADAM LMGTE Pro 2.Darren TURNER							
1	3	2:57.433B	1:20.896	48.548	47.989	143.1	2:57.433	1	2	2:44.528	1:15.487	48.640	40.401	94.6	2:44.528
2	3	4:33.286	3:09.433	45.244	38.609	160.1	7:30.719	2	2	2:18.023B	42.389	46.952	48.682	157.5	5:02.551
3	3	2:03.022	38.672	45.287	39.063	234.0	9:33.741	3	2	5:31.965	4:10.485	43.846	37.634	161.7	10:34.516
4	3	2:02.407	38.591	44.482	39.334	244.1	11:36.148	4	2	1:58.735	37.987	43.256	37.492	228.1	12:33.251
5	3	2:05.237	39.114	46.518	39.605	250.8	13:41.385	5	2	1:59.108	37.831	43.324	37.953	237.1	14:32.359
6	3	2:06.049B	38.771	44.726	42.552	244.6	15:47.434	6	2	1:59.430	37.986	43.681	37.763	243.0	16:31.789
7	1	3:31.647	2:05.081	46.636	39.930	100.6	19:19.081	7	2	1:59.759	37.974	43.812	37.973	238.7	18:31.548
8	1	2:07.444	39.854	47.123	40.467	227.6	21:26.525	8	2	2:06.195B	38.729	44.865	42.601	241.9	20:37.743
9	1	2:05.604	39.753	45.939	39.912	229.6	23:32.129	9	2	3:53.513	2:30.656	44.333	38.524	164.4	24:31.256
10	1	2:04.443	39.500	45.744	39.199	243.0	25:36.572	10	2	2:00.373	38.485	43.951	37.937	236.6	26:31.629
11	1	2:04.482	39.481	45.328	39.673	251.4	27:41.054	11	2	2:00.466	38.305	44.000	38.161	239.7	28:32.095
12	1	2:06.773	40.689	46.640	39.444	255.6	29:47.827	12	2	2:00.572	38.224	44.265	38.083	238.7	30:32.667
13	1	2:04.151	39.247	45.431	39.473	243.5	31:51.978	13	2	2:05.334B	38.368	44.417	42.549	244.6	32:38.001
14	1	3:06.097B	39.507	1:03.550	1:23.040	248.0	34:58.075	14	1	5:04.867	2:48.353	1:20.023	56.491	79.8	37:42.868
15	2	5:53.130	4:25.598	46.468	41.064	158.0	40:51.205	15	1	2:02.100	38.811	44.729	38.560	243.0	39:44.968
16	2	2:07.324	40.607	46.896	39.821	229.6	42:58.529	16	1	2:01.842	38.704	44.655	38.483	239.7	41:46.810
17	2	2:05.086	39.630	46.039	39.417	235.6	45:03.615	17	1	2:01.625	38.467	44.453	38.705	250.8	43:48.435
18	2	2:04.489	39.602	45.770	39.117	234.0	47:08.104	18	1	2:01.394	38.587	44.374	38.433	248.5	45:49.829
19	2	2:04.573	39.353	45.783	39.437	244.6	49:12.677	19	1	2:01.230	38.422	44.418	38.390	248.0	47:51.059
20	2	2:04.605	39.346	45.744	39.515	240.8	51:17.282	20	1	2:06.946B	38.560	44.808	43.578	250.3	49:58.005
21	2	2:08.715B	39.522	45.848	43.345	244.1	53:25.997	21	1	3:45.414	2:22.965	44.204	38.245	162.5	53:43.419
22	2	3:13.641	1:48.507	45.635	39.499	156.1	56:39.638	22	1	2:00.504	38.198	44.150	38.156	250.3	55:43.923
23	2	2:02.711	39.176	44.701	38.834	242.4	58:42.349	23	1	2:01.081	38.384	44.314	38.383	251.4	57:45.004
24	2	2:02.311	38.909	44.776	38.626	246.3	1:00:44.660	24	1	2:01.191	38.437	44.282	38.472	250.3	59:46.195
25	2	2:02.237	38.711	44.845	38.681	246.8	1:02:46.897	25	1	2:02.707	38.674	45.579	38.454	248.5	1:01:48.902
26	2	2:03.002	39.236	44.771	38.995	249.7	1:04:49.899	26	1	2:01.951	38.561	44.631	38.759	245.7	1:03:50.853
27	2	2:07.903B	39.253	45.152	43.498	240.3	1:06:57.802	27	1	2:02.332	38.763	44.753	38.816	248.5	1:05:53.185
28	3	3:46.132	2:20.235	45.916	39.981	158.4	1:10:43.934	28	1	2:02.674	38.692	45.112	38.870	250.8	1:07:55.859
29	3	2:03.607	38.998	44.872	39.737	240.8	1:12:47.541	29	1	2:02.776	38.884	45.063	38.829	244.6	1:09:58.635
30	3	2:02.920	38.817	45.181	38.922	246.3	1:14:50.461	30	1	2:08.196B	39.120	45.529	43.547	243.5	1:12:06.831
31	3	2:02.858	38.853	44.667	39.338	243.5	1:16:53.319	31	1	3:17.591	1:54.136	44.607	38.848	163.4	1:15:24.422
32	3	2:08.563B	38.682	45.616	44.265	250.8	1:19:01.882	32	1	2:02.775	38.752	45.232	38.791	248.5	1:17:27.197
33	1	3:34.550	2:08.721	46.365	39.464	161.3	1:22:36.432								
34	1	2:04.633	39.529	45.798	39.306	242.4	1:24:41.065								
35	1	2:04.117	39.345	45.325	39.447	237.1	1:26:45.182								
36	1	2:07.670B	39.435	45.045	43.190	247.4	1:28:52.852								



FIA WEC
6 Hours of Bahrain
Free Practice 1
Sector Analysis

■ Personal Best ■ Session Best B Crossing the finish line in pit lane

Lap	D	Time	Sector 1	Sector 2	Sector 3	T. Spd	Elapsed	Lap	D	Time	Sector 1	Sector 2	Sector 3	T. Spd	Elapsed
33	1	2:01.791	38.542	44.735	38.514	251.4	1:19:28.988								
34	1	2:01.830	38.720	44.509	38.601	250.8	1:21:30.818								
35	1	2:02.163	38.653	44.663	38.847	250.8	1:23:32.981								
36	1	2:02.351	38.630	44.902	38.819	250.3	1:25:35.332								
37	1	2:07.409	38.764	45.129	43.516	240.8	1:27:42.741								
38	1	2:02.509	38.771	44.646	39.092	250.3	1:29:45.250								
39	1	2:02.128	38.768	44.605	38.755	250.8	1:31:47.378								

98		Aston Martin Racing		Aston Martin Vantage V8			
		1. Paul DALLA LANA	3. Mathias LAUDA	LMGTE Am			
		2. Pedro LAMY					
1	2	3:15.818	1:40.456	52.468	42.894	136.1	3:15.818
2	2	2:18.360B	42.863	48.946	46.551	193.2	5:34.178
3	2	7:30.775	6:03.843	48.119	38.813	157.0	13:04.953
4	2	2:01.552	38.750	44.241	38.561	240.8	15:06.505
5	2	2:02.529	38.854	44.161	39.514	241.3	17:09.034
6	2	2:01.801	38.722	44.218	38.861	246.3	19:10.835
7	2	2:07.003B	38.856	44.565	43.582	244.1	21:17.838
8	1	3:42.900	2:17.315	46.119	39.466	160.1	25:00.738
9	1	2:05.964	40.130	46.188	39.646	252.0	27:06.702
10	1	2:05.351	39.954	45.572	39.825	245.7	29:12.053
11	1	2:05.824	40.322	45.602	39.900	241.9	31:17.877
12	1	7:00.334B	5:06.696	1:09.521	44.117	246.8	38:18.211
13	1	13:38.712	...	46.906	39.835	157.7	51:56.923
14	1	2:06.657	39.706	46.187	40.764	247.4	54:03.580
15	1	2:05.167	40.012	45.494	39.661	242.4	56:08.747
16	1	2:05.647	40.403	45.764	39.480	251.4	58:14.394
17	1	2:05.338	39.859	45.611	39.868	248.0	1:00:19.732
18	1	2:06.110	40.024	45.863	40.223	246.3	1:02:25.842
19	1	2:05.819	39.606	46.309	39.904	250.3	1:04:31.661
20	1	2:13.329B	39.917	47.363	46.049	249.7	1:06:44.990
21	3	5:36.456	4:11.212	44.651	40.593	164.2	1:12:21.446
22	3	2:02.805	38.803	45.119	38.883	242.4	1:14:24.251
23	3	2:02.473	38.684	44.918	38.871	248.5	1:16:26.724
24	3	2:02.703	38.809	44.948	38.946	252.0	1:18:29.427
25	3	2:02.616	39.146	44.786	38.684	246.3	1:20:32.043
26	3	2:03.198	38.877	45.354	38.967	250.8	1:22:35.241
27	3	2:02.894	38.968	44.917	39.009	250.8	1:24:38.135
28	3	2:02.531	38.889	44.799	38.843	250.3	1:26:40.666
29	3	2:02.994	38.805	44.904	39.285	250.8	1:28:43.660
30	3	2:03.324	39.000	45.161	39.163	249.7	1:30:46.984