

FIA WEC
6 Hours of Bahrain
Free Practice 3
Sector Analysis

■ Personal Best ■ Session Best ■ Crossing the finish line in pit lane

| Lap | D | Time | Sector 1 | Sector 2 | Sector 3 | T. Spd | Elapsed | Lap | D | Time | Sector 1 | Sector 2 | Sector 3 | T. Spd | Elapsed |
|-----|---|------------|----------|----------|----------|--------|-------------|-----|---|------------|----------|----------|----------|--------|-----------|
| 18 | 2 | 1:45.069 | 33.670 | 38.875 | 32.524 | 258.0 | 35:28.923 | 9 | 1 | 1:48.481 B | 34.022 | 38.026 | 36.433 | 246.8 | 17:47.623 |
| 19 | 2 | 1:44.854 | 34.055 | 38.456 | 32.343 | 255.0 | 37:13.777 | 10 | 1 | 3:55.467 B | 2:22.648 | 40.099 | 52.720 | 177.3 | 21:43.090 |
| 20 | 2 | 1:49.983 B | 33.708 | 40.108 | 36.167 | 260.5 | 39:03.760 | 11 | 1 | 2:36.393 | 1:25.885 | 38.332 | 32.176 | 189.1 | 24:19.483 |
| 21 | 2 | 3:21.788 | 2:10.888 | 38.325 | 32.575 | 185.5 | 42:25.548 | 12 | 1 | 1:43.149 | 33.651 | 37.387 | 32.111 | 267.6 | 26:02.632 |
| 22 | 2 | 1:44.540 | 33.886 | 38.158 | 32.496 | 249.1 | 44:10.088 | 13 | 1 | 1:43.595 | 33.529 | 37.932 | 32.134 | 265.6 | 27:46.227 |
| 23 | 2 | 1:46.008 | 33.812 | 38.909 | 33.287 | 256.8 | 45:56.096 | 14 | 1 | 1:43.456 | 33.496 | 37.657 | 32.303 | 260.5 | 29:29.683 |
| 24 | 2 | 1:44.230 | 33.864 | 37.837 | 32.529 | 248.0 | 47:40.326 | 15 | 1 | 1:44.040 | 33.716 | 37.754 | 32.570 | 259.9 | 31:13.723 |
| 25 | 2 | 1:45.328 | 34.026 | 38.123 | 33.179 | 246.3 | 49:25.654 | 16 | 1 | 1:43.818 | 33.497 | 38.260 | 32.061 | 259.2 | 32:57.541 |
| 26 | 2 | 1:44.001 | 33.852 | 37.755 | 32.394 | 250.3 | 51:09.655 | 17 | 1 | 1:44.744 | 34.108 | 38.377 | 32.259 | 261.7 | 34:42.285 |
| 27 | 2 | 1:43.968 | 33.848 | 37.889 | 32.231 | 245.2 | 52:53.623 | 18 | 1 | 1:43.611 | 33.517 | 37.964 | 32.130 | 266.2 | 36:25.896 |
| 28 | 2 | 1:44.038 | 33.845 | 37.883 | 32.310 | 246.8 | 54:37.661 | 19 | 1 | 1:44.198 | 33.676 | 38.152 | 32.370 | 261.1 | 38:10.094 |
| 29 | 2 | 1:45.563 | 33.709 | 38.887 | 32.967 | 252.0 | 56:23.224 | 20 | 1 | 1:44.414 | 33.501 | 38.362 | 32.551 | 265.6 | 39:54.508 |
| 30 | 2 | 1:44.113 | 33.868 | 37.882 | 32.363 | 252.6 | 58:07.337 | 21 | 1 | 1:48.820 B | 33.856 | 38.122 | 36.842 | 278.6 | 41:43.328 |
| 31 | 2 | 1:45.176 | 33.821 | 38.228 | 33.127 | 253.2 | 59:52.513 | 22 | 2 | 4:54.816 | 3:43.431 | 38.718 | 32.667 | 189.8 | 46:38.144 |
| 32 | 2 | 1:44.549 | 34.246 | 38.031 | 32.272 | 278.6 | 1:01:37.062 | 23 | 2 | 1:44.871 | 34.143 | 38.226 | 32.502 | 260.5 | 48:23.015 |

6 **Toyota Gazoo Racing** Toyota TS050 - Hybrid
1. Stéphane SARRAZIN 3. Kamui KOBAYASHI LMP1 - H
2. Mike CONWAY

| | | | | | | | |
|----|---|------------|----------|--------|--------|-------|-------------|
| 1 | 3 | 2:05.393 | 48.844 | 41.059 | 35.490 | 168.3 | 2:05.393 |
| 2 | 3 | 1:49.037 | 36.183 | 38.936 | 33.918 | 270.9 | 3:54.430 |
| 3 | 3 | 1:41.278 | 32.777 | 36.664 | 31.837 | 270.9 | 5:35.708 |
| 4 | 3 | 1:50.215 | 35.943 | 40.299 | 33.973 | 195.6 | 7:25.923 |
| 5 | 3 | 1:47.935 B | 32.723 | 37.422 | 37.790 | 275.0 | 9:13.858 |
| 6 | 2 | 3:13.829 | 2:01.142 | 39.923 | 32.764 | 170.6 | 12:27.687 |
| 7 | 2 | 1:41.897 | 32.540 | 36.984 | 32.373 | 272.9 | 14:09.584 |
| 8 | 2 | 1:48.188 | 35.673 | 39.702 | 32.813 | 235.6 | 15:57.772 |
| 9 | 2 | 1:41.276 | 32.477 | 36.899 | 31.900 | 274.3 | 17:39.048 |
| 10 | 2 | 1:50.017 B | 34.864 | 38.482 | 36.671 | 225.8 | 19:29.065 |
| 11 | 2 | 7:46.441 | 6:35.465 | 38.283 | 32.693 | 177.6 | 27:15.506 |
| 12 | 2 | 1:44.577 | 33.695 | 38.548 | 32.334 | 245.7 | 29:00.083 |
| 13 | 2 | 1:44.236 | 33.483 | 38.653 | 32.100 | 253.8 | 30:44.319 |
| 14 | 2 | 1:42.964 | 33.398 | 37.554 | 32.012 | 254.4 | 32:27.283 |
| 15 | 2 | 1:47.966 B | 33.383 | 38.246 | 36.337 | 258.0 | 34:15.249 |
| 16 | 3 | 2:54.896 | 1:42.744 | 39.447 | 32.705 | 184.0 | 37:10.145 |
| 17 | 3 | 1:45.013 | 34.010 | 38.336 | 32.667 | 258.6 | 38:55.158 |
| 18 | 3 | 1:44.266 | 33.747 | 37.935 | 32.584 | 256.8 | 40:39.424 |
| 19 | 3 | 1:45.158 | 34.501 | 38.072 | 32.585 | 253.2 | 42:24.582 |
| 20 | 3 | 1:44.655 | 33.994 | 38.204 | 32.457 | 256.8 | 44:09.237 |
| 21 | 3 | 1:49.768 B | 33.956 | 39.069 | 36.743 | 259.9 | 45:59.005 |
| 22 | 3 | 2:48.617 | 1:37.371 | 38.062 | 33.184 | 186.8 | 48:47.622 |
| 23 | 3 | 1:44.126 | 33.869 | 37.885 | 32.372 | 253.8 | 50:31.748 |
| 24 | 3 | 1:44.363 | 33.742 | 37.992 | 32.629 | 254.4 | 52:16.111 |
| 25 | 3 | 1:44.539 | 33.787 | 38.031 | 32.721 | 250.8 | 54:00.650 |
| 26 | 3 | 1:49.399 B | 34.066 | 38.470 | 36.863 | 244.1 | 55:50.049 |
| 27 | 1 | 2:42.348 | 1:28.466 | 38.751 | 35.131 | 188.5 | 58:32.397 |
| 28 | 1 | 1:46.715 | 35.127 | 38.690 | 32.898 | 253.2 | 1:00:19.112 |

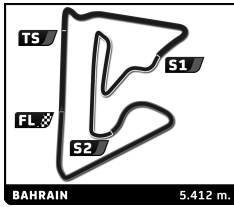
7 **Audi Sport Team Joest** Audi R18
1. Marcel FÄSSLER 3. Benoît TRÉLUYER LMP1 - H
2. André LOTTERER

| | | | | | | | |
|---|---|------------|----------|--------|--------|-------|-----------|
| 1 | 2 | 2:11.576 | 57.646 | 40.600 | 33.330 | 164.7 | 2:11.576 |
| 2 | 2 | 1:50.955 | 32.402 | 36.711 | 41.842 | 277.8 | 4:02.531 |
| 3 | 2 | 1:41.000 | 32.804 | 36.822 | 31.374 | 273.6 | 5:43.531 |
| 4 | 2 | 1:56.902 B | 36.428 | 42.198 | 38.276 | 199.9 | 7:40.433 |
| 5 | 1 | 2:59.146 | 1:42.439 | 43.943 | 32.764 | 182.4 | 10:39.579 |
| 6 | 1 | 1:42.155 | 33.148 | 37.154 | 31.853 | 283.7 | 12:21.734 |
| 7 | 1 | 1:55.563 | 39.183 | 42.950 | 33.430 | 213.7 | 14:17.297 |
| 8 | 1 | 1:41.845 | 32.500 | 36.917 | 32.428 | 279.3 | 15:59.142 |

8 **Audi Sport Team Joest** Audi R18
1. Lucas DI GRASSI 3. Oliver JARVIS LMP1 - H
2. Loïc DUVAL

| | | | | | | | |
|----|---|------------|----------|--------|--------|-------|-----------|
| 1 | 3 | 2:09.287 | 51.801 | 42.444 | 35.042 | 163.4 | 2:09.287 |
| 2 | 3 | 1:49.059 | 32.759 | 41.874 | 34.426 | 277.8 | 3:58.346 |
| 3 | 3 | 1:40.806 | 32.791 | 36.415 | 31.600 | 280.7 | 5:39.152 |
| 4 | 3 | 2:06.051 | 36.652 | 44.656 | 44.743 | 226.2 | 7:45.203 |
| 5 | 3 | 1:46.296 B | 32.629 | 36.707 | 36.960 | 277.1 | 9:31.499 |
| 6 | 1 | 3:29.144 | 2:14.009 | 40.507 | 34.628 | 190.1 | 13:00.643 |
| 7 | 1 | 1:41.405 | 32.488 | 36.753 | 32.164 | 279.3 | 14:42.048 |
| 8 | 1 | 1:58.783 | 41.040 | 42.744 | 34.999 | 211.2 | 16:40.831 |
| 9 | 1 | 1:41.528 | 32.592 | 36.915 | 32.021 | 279.3 | 18:22.359 |
| 10 | 1 | 1:49.313 B | 34.620 | 38.351 | 36.342 | 242.4 | 20:11.672 |
| 11 | 1 | 2:59.674 | 1:50.500 | 37.396 | 31.778 | 187.8 | 23:11.346 |
| 12 | 1 | 1:43.166 | 33.902 | 37.124 | 32.140 | 268.2 | 24:54.512 |
| 13 | 1 | 1:49.845 | 34.438 | 41.393 | 34.014 | 269.6 | 26:44.357 |
| 14 | 1 | 1:44.225 | 33.524 | 38.052 | 32.649 | 269.6 | 28:28.582 |
| 15 | 1 | 1:44.199 | 33.553 | 38.006 | 32.640 | 270.2 | 30:12.781 |
| 16 | 1 | 1:43.670 | 33.346 | 37.878 | 32.446 | 273.6 | 31:56.451 |
| 17 | 1 | 1:42.958 | 33.228 | 37.636 | 32.094 | 270.9 | 33:39.409 |
| 18 | 1 | 1:43.050 | 33.143 | 37.527 | 32.380 | 265.6 | 35:22.459 |
| 19 | 1 | 1:43.833 | 34.083 | 37.598 | 32.152 | 265.6 | 37:06.292 |
| 20 | 1 | 1:43.372 | 33.754 | 37.722 | 31.896 | 270.9 | 38:49.664 |
| 21 | 1 | 1:44.036 | 33.172 | 37.576 | 33.288 | 268.9 | 40:33.700 |
| 22 | 1 | 1:47.806 B | 33.581 | 37.782 | 36.443 | 253.2 | 42:21.506 |
| 23 | 3 | 3:06.342 | 1:53.329 | 39.336 | 33.677 | 181.8 | 45:27.848 |
| 24 | 3 | 1:44.848 | 34.003 | 38.760 | 32.085 | 270.2 | 47:12.696 |
| 25 | 3 | 1:44.249 | 33.385 | 38.041 | 32.823 | 271.6 | 48:56.945 |
| 26 | 3 | 1:44.451 | 33.759 | 38.214 | 32.478 | 268.2 | 50:41.396 |
| 27 | 3 | 1:44.189 | 33.633 | 38.324 | 32.232 | 274.3 | 52:25.585 |
| 28 | 3 | 1:44.582 | 33.690 | 38.617 | 32.275 | 275.0 | 54:10.167 |
| 29 | 3 | 1:45.680 | 33.595 | 38.278 | 33.807 | 272.3 | 55:55.847 |

13 **Rebellion Racing** Rebellion R-One - AER
1. Mathéo TUSCHER 3. Alexandre IMPERATORI LMP1
2. Dominik KRAHAMER



FIA WEC
6 Hours of Bahrain
Free Practice 3
Sector Analysis

■ Personal Best ■ Session Best B Crossing the finish line in pit lane

| Lap | D | Time | Sector 1 | Sector 2 | Sector 3 | T. Spd | Elapsed | Lap | D | Time | Sector 1 | Sector 2 | Sector 3 | T. Spd | Elapsed |
|-----|---|------------|----------|----------|----------|--------|-----------|-----|---|------------|----------|----------|----------|--------|-----------|
| 1 | 3 | 2:34.575 B | 1:12.521 | 42.378 | 39.676 | 169.3 | 2:34.575 | 3 | 3 | 1:56.442 | 37.363 | 42.365 | 36.714 | 263.6 | 7:28.289 |
| 2 | 3 | 10:28.095 | 9:10.623 | 42.429 | 35.043 | 178.8 | 13:02.670 | 4 | 3 | 1:55.866 | 37.196 | 42.404 | 36.266 | 264.3 | 9:24.155 |
| 3 | 3 | 1:49.214 | 34.846 | 40.425 | 33.943 | 275.0 | 14:51.884 | 5 | 3 | 1:56.134 | 37.223 | 42.571 | 36.340 | 264.9 | 11:20.289 |
| 4 | 3 | 1:50.766 | 34.556 | 41.896 | 34.314 | 287.4 | 16:42.650 | 6 | 3 | 2:00.705 B | 37.330 | 42.514 | 40.861 | 267.6 | 13:20.994 |
| 5 | 3 | 1:49.562 | 34.978 | 40.638 | 33.946 | 286.7 | 18:32.212 | 7 | 3 | 4:38.702 | 3:16.445 | 44.026 | 38.231 | 169.6 | 17:59.696 |
| 6 | 3 | 1:49.460 | 34.612 | 40.519 | 34.329 | 288.2 | 20:21.672 | 8 | 3 | 1:52.561 | 36.146 | 41.064 | 35.351 | 268.2 | 19:52.257 |
| 7 | 3 | 1:58.478 B | 35.239 | 42.303 | 40.936 | 285.9 | 22:20.150 | 9 | 3 | 2:04.050 | 39.289 | 45.875 | 38.886 | 269.6 | 21:56.307 |
| 8 | 2 | 5:13.382 | 3:58.437 | 40.651 | 34.294 | 182.4 | 27:33.532 | 10 | 3 | 1:56.771 B | 36.463 | 41.283 | 39.025 | 267.6 | 23:53.078 |
| 9 | 2 | 1:50.546 | 35.646 | 40.590 | 34.310 | 255.0 | 29:24.078 | 11 | 2 | 3:26.230 | 2:06.264 | 43.127 | 36.839 | 141.3 | 27:19.308 |
| 10 | 2 | 1:51.633 | 35.312 | 41.076 | 35.245 | 291.3 | 31:15.711 | 12 | 2 | 1:54.030 | 36.493 | 41.706 | 35.831 | 267.6 | 29:13.338 |
| 11 | 2 | 1:50.773 | 35.218 | 40.953 | 34.602 | 277.8 | 33:06.484 | 13 | 2 | 1:54.193 | 36.564 | 41.710 | 35.919 | 268.2 | 31:07.531 |
| 12 | 2 | 1:51.586 | 35.224 | 41.417 | 34.945 | 270.9 | 34:58.070 | 14 | 2 | 1:54.769 | 36.781 | 42.073 | 35.915 | 268.2 | 33:02.300 |
| 13 | 2 | 1:58.970 B | 36.376 | 41.857 | 40.737 | 224.3 | 36:57.040 | 15 | 2 | 1:54.905 | 36.568 | 41.989 | 36.348 | 266.9 | 34:57.205 |
| 14 | 2 | 8:19.362 | 7:05.687 | 39.796 | 33.879 | 178.8 | 45:16.402 | 16 | 2 | 1:58.569 B | 36.597 | 41.540 | 40.432 | 267.6 | 36:55.774 |
| 15 | 2 | 1:46.338 | 34.149 | 39.074 | 33.115 | 297.7 | 47:02.740 | 17 | 1 | 3:17.818 | 1:57.254 | 43.546 | 37.018 | 164.9 | 40:13.592 |
| 16 | 2 | 1:54.439 B | 34.954 | 40.699 | 38.786 | 275.7 | 48:57.179 | 18 | 1 | 1:54.945 | 36.877 | 42.081 | 35.987 | 249.1 | 42:08.537 |
| 17 | 3 | 4:33.041 | 3:16.981 | 40.683 | 35.377 | 180.3 | 53:30.220 | 19 | 1 | 1:55.647 | 36.828 | 42.342 | 36.477 | 261.7 | 44:04.184 |
| 18 | 3 | 1:47.561 | 34.135 | 39.739 | 33.687 | 293.7 | 55:17.781 | 20 | 1 | 1:55.759 | 37.064 | 42.421 | 36.274 | 256.2 | 45:59.943 |
| 19 | 3 | 1:48.722 | 34.215 | 39.964 | 34.543 | 294.5 | 57:06.503 | 21 | 1 | 1:54.928 | 36.814 | 42.154 | 35.960 | 264.3 | 47:54.871 |
| 20 | 3 | 1:54.453 B | 34.243 | 39.807 | 40.403 | 301.8 | 59:00.956 | 22 | 1 | 1:54.691 | 36.884 | 41.918 | 35.889 | 265.6 | 49:49.562 |

26 **G-Drive Racing** Oreca 05 - Nissan
1. Roman RUSINOV LMP2
2. René RAST
3. Alex BRUNDLE

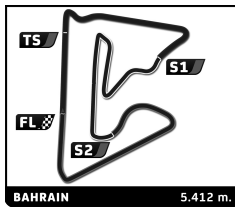
| | | | | | | | |
|----|---|------------|----------|--------|--------|-------|-------------|
| 1 | 2 | 2:15.943 | 51.043 | 48.187 | 36.713 | 152.2 | 2:15.943 |
| 2 | 2 | 1:50.431 | 35.714 | 39.904 | 34.813 | 266.2 | 4:06.374 |
| 3 | 2 | 1:51.079 | 35.752 | 40.148 | 35.179 | 268.9 | 5:57.453 |
| 4 | 2 | 1:50.478 | 35.669 | 40.028 | 34.781 | 268.9 | 7:47.931 |
| 5 | 2 | 1:57.161 B | 35.736 | 41.199 | 40.226 | 267.6 | 9:45.092 |
| 6 | 1 | 3:16.678 | 1:57.315 | 42.090 | 37.273 | 173.9 | 13:01.770 |
| 7 | 1 | 1:53.482 | 36.935 | 41.258 | 35.289 | 268.9 | 14:55.252 |
| 8 | 1 | 1:53.079 | 36.318 | 41.534 | 35.227 | 267.6 | 16:48.331 |
| 9 | 1 | 1:52.596 | 36.562 | 40.965 | 35.069 | 268.2 | 18:40.927 |
| 10 | 1 | 1:52.626 | 36.308 | 41.058 | 35.260 | 263.6 | 20:33.553 |
| 11 | 1 | 1:52.537 | 36.377 | 40.932 | 35.228 | 268.2 | 22:26.090 |
| 12 | 1 | 1:52.082 | 36.225 | 40.914 | 34.943 | 266.2 | 24:18.172 |
| 13 | 1 | 1:58.554 B | 36.308 | 42.770 | 39.476 | 268.2 | 26:16.726 |
| 14 | 3 | 3:36.308 | 2:18.667 | 41.855 | 35.786 | 175.1 | 29:53.034 |
| 15 | 3 | 1:53.841 | 36.817 | 41.649 | 35.375 | 259.9 | 31:46.875 |
| 16 | 3 | 1:53.464 | 36.399 | 41.508 | 35.557 | 265.6 | 33:40.339 |
| 17 | 3 | 1:54.028 | 36.433 | 41.689 | 35.906 | 265.6 | 35:34.367 |
| 18 | 3 | 1:54.124 | 36.792 | 41.697 | 35.635 | 247.4 | 37:28.491 |
| 19 | 3 | 1:55.316 | 37.030 | 42.509 | 35.777 | 255.6 | 39:23.807 |
| 20 | 3 | 1:54.796 | 36.866 | 42.035 | 35.895 | 249.1 | 41:18.603 |
| 21 | 3 | 1:54.187 | 36.740 | 41.842 | 35.605 | 264.3 | 43:12.790 |
| 22 | 3 | 1:54.198 | 36.515 | 41.737 | 35.946 | 259.2 | 45:06.988 |
| 23 | 3 | 1:59.068 B | 36.814 | 41.769 | 40.485 | 264.3 | 47:06.056 |
| 24 | 2 | 3:39.838 | 2:21.704 | 42.038 | 36.096 | 165.7 | 50:45.894 |
| 25 | 2 | 1:54.294 | 36.706 | 41.800 | 35.788 | 253.8 | 52:40.188 |
| 26 | 2 | 1:54.236 | 36.904 | 41.635 | 35.697 | 263.6 | 54:34.424 |
| 27 | 2 | 1:54.834 | 36.734 | 42.036 | 36.064 | 267.6 | 56:29.258 |
| 28 | 2 | 1:54.606 | 37.042 | 41.746 | 35.818 | 250.3 | 58:23.864 |
| 29 | 2 | 1:59.721 B | 36.890 | 42.105 | 40.726 | 246.3 | 1:00:23.585 |

27 **SMP Racing** BR01 - Nissan
1. Nicolas MINASSIAN LMP2
2. Maurizio MEDIANI
3. Mikhail ALESHIN

| | | | | | | | |
|---|---|----------|----------|--------|--------|-------|----------|
| 1 | 3 | 3:35.164 | 2:15.381 | 43.237 | 36.546 | 173.4 | 3:35.164 |
| 2 | 3 | 1:56.683 | 37.651 | 42.579 | 36.453 | 256.2 | 5:31.847 |

30 **Extreme Speed Motorsports** LIGIER JS P2 - Nissan
1. Tom DILLMANN LMP2
2. Giedo VAN DER GARDE
3. Sean GELAE

| | | | | | | | |
|----|---|------------|----------|--------|--------|-------|-----------|
| 1 | 3 | 2:31.179 | 1:10.963 | 43.481 | 36.735 | 159.8 | 2:31.179 |
| 2 | 3 | 1:56.359 | 37.352 | 42.889 | 36.118 | 259.2 | 4:27.538 |
| 3 | 3 | 1:55.259 | 37.264 | 41.964 | 36.031 | 263.0 | 6:22.797 |
| 4 | 3 | 1:59.084 B | 37.387 | 41.832 | 39.865 | 263.6 | 8:21.881 |
| 5 | 3 | 3:17.039 | 1:57.723 | 43.311 | 36.005 | 153.3 | 11:38.920 |
| 6 | 3 | 1:53.110 | 36.129 | 40.880 | 36.101 | 264.3 | 13:32.030 |
| 7 | 3 | 1:51.864 | 36.038 | 40.787 | 35.039 | 264.9 | 15:23.894 |
| 8 | 3 | 2:00.722 | 35.977 | 45.119 | 39.626 | 266.9 | 17:24.616 |
| 9 | 3 | 1:57.170 B | 36.202 | 41.343 | 39.625 | 264.9 | 19:21.786 |
| 10 | 2 | 3:38.392 | 2:19.824 | 41.989 | 36.579 | 166.5 | 23:00.178 |
| 11 | 2 | 1:53.216 | 36.230 | 41.467 | 35.519 | 264.9 | 24:53.394 |
| 12 | 2 | 1:54.552 | 36.510 | 41.756 | 36.286 | 266.9 | 26:47.946 |
| 13 | 2 | 1:52.607 | 36.405 | 40.897 | 35.305 | 266.2 | 28:40.553 |
| 14 | 2 | 1:52.382 | 36.232 | 40.813 | 35.337 | 265.6 | 30:32.935 |
| 15 | 2 | 1:56.325 B | 36.237 | 40.985 | 39.103 | 263.6 | 32:29.260 |
| 16 | 1 | 3:44.541 | 2:26.711 | 42.179 | 35.651 | 170.9 | 36:13.801 |
| 17 | 1 | 1:53.469 | 36.624 | 41.365 | 35.480 | 264.3 | 38:07.270 |
| 18 | 1 | 1:55.015 | 36.402 | 41.648 | 36.965 | 265.6 | 40:02.285 |
| 19 | 1 | 1:53.445 | 36.715 | 41.157 | 35.573 | 265.6 | 41:55.730 |
| 20 | 1 | 1:58.349 B | 36.467 | 41.451 | 40.431 | 264.9 | 43:54.079 |
| 21 | 1 | 4:55.512 | 3:37.550 | 41.535 | 36.427 | 170.9 | 48:49.591 |
| 22 | 1 | 1:53.941 | 36.862 | 41.500 | 35.579 | 264.3 | 50:43.532 |
| 23 | 1 | 1:53.805 | 36.854 | 41.448 | 35.503 | 263.6 | 52:37.337 |
| 24 | 1 | 1:53.578 | 36.731 | 41.331 | 35.516 | 265.6 | 54:30.915 |
| 25 | 1 | 1:54.284 | 36.441 | 41.703 | 36.140 | 265.6 | 56:25.199 |
| 26 | 1 | 1:58.062 B | 37.075 | 41.355 | 39.632 | 259.2 | 58:23.261 |



FIA WEC

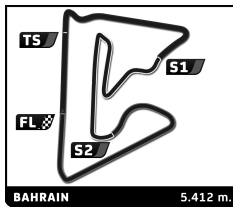
6 Hours of Bahrain

Free Practice 3

Sector Analysis

■ Personal Best
 ■ Session Best
 ■ Crossing the finish line in pit lane

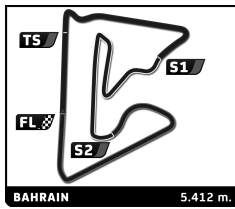
| Lap | D | Time | Sector 1 | Sector 2 | Sector 3 | T. Spd | Elapsed | Lap | D | Time | Sector 1 | Sector 2 | Sector 3 | T. Spd | Elapsed |
|---|---|-------------------|----------|----------|----------|--------|-------------|-----|---|-------------------|----------|----------|----------|--------|-------------|
| 31 Extreme Speed Motorsports LIGIER JS P2 - Nissan 1. Ryan DALZIEL LMP2 2. Luis Felipe DERANI 3. Christopher CUMMING | | | | | | | | 24 | 2 | 1:56.069 | 36.742 | 43.041 | 36.286 | 268.2 | 53:43.760 |
| 1 | 3 | 2:32.919 | 1:11.731 | 43.681 | 37.507 | 167.5 | 2:32.919 | 25 | 2 | 1:55.544 | 36.639 | 42.924 | 35.981 | 268.2 | 55:39.304 |
| 2 | 3 | 2:03.297 B | 38.885 | 43.176 | 41.236 | 258.0 | 4:36.216 | 26 | 2 | 1:55.375 | 36.761 | 42.399 | 36.215 | 268.2 | 57:34.679 |
| 3 | 3 | 3:20.060 | 2:01.905 | 42.003 | 36.152 | 173.1 | 7:56.276 | 27 | 2 | 1:59.970 B | 36.820 | 42.244 | 40.906 | 266.2 | 59:34.649 |
| 4 | 3 | 1:53.369 | 36.729 | 41.011 | 35.629 | 261.7 | 9:49.645 | | | | | | | | |
| 5 | 3 | 1:53.663 | 36.646 | 41.386 | 35.631 | 262.4 | 11:43.308 | | | | | | | | |
| 6 | 3 | 1:55.708 | 37.574 | 42.128 | 36.006 | 263.0 | 13:39.016 | | | | | | | | |
| 7 | 3 | 1:53.981 | 36.478 | 41.408 | 36.095 | 265.6 | 15:32.997 | | | | | | | | |
| 8 | 3 | 1:58.161 B | 36.715 | 41.275 | 40.171 | 265.6 | 17:31.158 | | | | | | | | |
| 9 | 2 | 3:28.345 | 2:10.358 | 42.487 | 35.500 | 171.7 | 20:59.503 | | | | | | | | |
| 10 | 2 | 1:52.582 | 36.221 | 40.765 | 35.596 | 262.4 | 22:52.085 | | | | | | | | |
| 11 | 2 | 1:52.348 | 36.043 | 40.690 | 35.615 | 263.6 | 24:44.433 | | | | | | | | |
| 12 | 2 | 1:51.805 | 36.104 | 40.591 | 35.110 | 266.2 | 26:36.238 | | | | | | | | |
| 13 | 2 | 1:53.774 | 36.529 | 41.995 | 35.250 | 265.6 | 28:30.012 | | | | | | | | |
| 14 | 2 | 1:56.671 B | 36.655 | 41.223 | 38.793 | 265.6 | 30:26.683 | | | | | | | | |
| 15 | 1 | 4:54.498 | 3:36.635 | 41.775 | 36.088 | 172.0 | 35:21.181 | | | | | | | | |
| 16 | 1 | 1:57.564 | 37.535 | 44.025 | 36.004 | 250.3 | 37:18.745 | | | | | | | | |
| 17 | 1 | 1:53.747 | 36.709 | 41.502 | 35.536 | 263.0 | 39:12.492 | | | | | | | | |
| 18 | 1 | 1:54.974 | 36.744 | 41.592 | 36.638 | 245.2 | 41:07.466 | | | | | | | | |
| 19 | 1 | 1:54.926 | 37.190 | 41.818 | 35.918 | 234.5 | 43:02.392 | | | | | | | | |
| 20 | 1 | 1:54.333 | 36.572 | 41.722 | 36.039 | 262.4 | 44:56.725 | | | | | | | | |
| 21 | 1 | 1:53.790 | 36.822 | 41.381 | 35.587 | 262.4 | 46:50.515 | | | | | | | | |
| 22 | 1 | 2:00.506 B | 37.138 | 42.931 | 40.437 | 264.9 | 48:51.021 | | | | | | | | |
| 23 | 2 | 3:11.623 | 1:51.958 | 44.085 | 35.580 | 157.3 | 52:02.644 | | | | | | | | |
| 24 | 2 | 1:53.136 | 36.470 | 41.231 | 35.435 | 264.3 | 53:55.780 | | | | | | | | |
| 25 | 2 | 1:55.128 | 36.576 | 41.411 | 37.141 | 263.6 | 55:50.908 | | | | | | | | |
| 26 | 2 | 1:54.087 | 36.622 | 41.798 | 35.667 | 264.3 | 57:44.995 | | | | | | | | |
| 27 | 2 | 1:55.122 | 37.628 | 41.947 | 35.547 | 256.2 | 59:40.117 | | | | | | | | |
| 28 | 2 | 1:53.361 | 36.475 | 41.359 | 35.527 | 264.3 | 1:01:33.478 | | | | | | | | |
| 35 Baxi DC Racing Alpine Alpine A460 - Nissan 1. David CHENG LMP2 2. Ho-Pin TUNG 3. Paul Loup CHATIN | | | | | | | | 25 | 2 | 1:54.145 | 36.720 | 41.656 | 35.769 | 268.9 | 52:35.428 |
| 1 | 3 | 2:45.359 | 1:25.244 | 43.673 | 36.442 | 169.6 | 2:45.359 | 26 | 2 | 1:53.563 | 36.539 | 41.411 | 35.613 | 266.2 | 54:28.991 |
| 2 | 3 | 1:56.481 | 37.368 | 42.136 | 36.977 | 263.6 | 4:41.840 | 27 | 2 | 1:54.251 | 36.628 | 41.964 | 35.659 | 268.2 | 56:23.242 |
| 3 | 3 | 1:56.335 | 37.108 | 42.136 | 36.977 | 263.6 | 6:38.175 | 28 | 2 | 1:53.999 | 36.680 | 41.525 | 35.794 | 251.4 | 58:17.241 |
| 4 | 3 | 1:59.251 B | 37.010 | 41.752 | 40.489 | 267.6 | 8:37.426 | 29 | 2 | 1:54.360 | 36.813 | 41.614 | 35.933 | 266.2 | 1:00:11.601 |
| 5 | 3 | 3:18.673 | 1:57.259 | 43.181 | 38.233 | 169.8 | 11:56.099 | | | | | | | | |
| 6 | 3 | 1:51.591 | 36.059 | 40.541 | 34.991 | 266.9 | 13:47.690 | | | | | | | | |
| 7 | 3 | 1:51.746 | 36.019 | 40.670 | 35.057 | 267.6 | 15:39.436 | | | | | | | | |
| 8 | 3 | 2:16.344 | 43.954 | 53.183 | 39.207 | 185.2 | 17:55.780 | | | | | | | | |
| 9 | 3 | 1:51.820 | 36.335 | 40.635 | 34.850 | 266.2 | 19:47.600 | | | | | | | | |
| 10 | 3 | 1:56.624 B | 36.127 | 40.756 | 39.741 | 268.2 | 21:44.224 | | | | | | | | |
| 11 | 1 | 3:24.678 | 2:04.660 | 43.641 | 36.377 | 160.8 | 25:08.902 | | | | | | | | |
| 12 | 1 | 1:57.891 | 37.383 | 42.924 | 37.584 | 268.2 | 27:06.793 | | | | | | | | |
| 13 | 1 | 1:55.242 | 37.066 | 42.011 | 36.165 | 263.6 | 29:02.035 | | | | | | | | |
| 14 | 1 | 1:54.669 | 36.887 | 41.819 | 35.963 | 266.2 | 30:56.704 | | | | | | | | |
| 15 | 1 | 1:55.238 | 36.984 | 42.318 | 35.936 | 265.6 | 32:51.942 | | | | | | | | |
| 16 | 1 | 1:54.921 | 36.664 | 41.974 | 36.283 | 265.6 | 34:46.863 | | | | | | | | |
| 17 | 1 | 1:56.303 | 36.845 | 42.523 | 36.935 | 266.9 | 36:43.166 | | | | | | | | |
| 18 | 1 | 1:54.761 | 36.825 | 41.809 | 36.127 | 267.6 | 38:37.927 | | | | | | | | |
| 19 | 1 | 2:00.095 B | 36.790 | 42.892 | 40.413 | 266.9 | 40:38.022 | | | | | | | | |
| 20 | 2 | 5:24.888 | 4:04.880 | 43.279 | 36.729 | 89.3 | 46:02.910 | | | | | | | | |
| 21 | 2 | 1:55.143 | 36.805 | 42.057 | 36.281 | 264.9 | 47:58.053 | | | | | | | | |
| 22 | 2 | 1:53.711 | 36.604 | 41.449 | 35.658 | 266.2 | 49:51.764 | | | | | | | | |
| 23 | 2 | 1:55.927 | 37.395 | 42.667 | 35.865 | 267.6 | 51:47.691 | | | | | | | | |
| 37 SMP Racing BR01 - Nissan 1. Vitaliy PETROV LMP2 2. Kirill LADYGIN 3. Victor SHAITAR | | | | | | | | 1 | 1 | 3:00.237 | 1:36.646 | 44.008 | 39.583 | 155.7 | 3:00.237 |
| 1 | 1 | 1:57.863 | 37.680 | 43.062 | 37.121 | 255.0 | 4:58.100 | 2 | 1 | 1:58.933 | 37.326 | 44.041 | 37.566 | 261.7 | 6:57.033 |
| 3 | 1 | 1:58.933 | 37.326 | 44.041 | 37.566 | 261.7 | 8:55.966 | 4 | 1 | 2:04.535 B | 38.130 | 43.978 | 42.427 | 266.2 | 9:01.568 |
| 4 | 1 | 2:04.535 B | 38.130 | 43.978 | 42.427 | 266.2 | 11:06.103 | 5 | 1 | 3:31.616 | 2:13.003 | 42.579 | 36.034 | 133.3 | 12:33.184 |
| 5 | 1 | 3:31.616 | 2:13.003 | 42.579 | 36.034 | 133.3 | 14:04.800 | 6 | 1 | 1:52.497 | 36.307 | 40.869 | 35.321 | 266.2 | 14:25.681 |
| 6 | 1 | 2:00.214 | 36.472 | 45.866 | 37.876 | 264.3 | 16:25.895 | 7 | 1 | 1:57.243 B | 36.675 | 41.201 | 39.367 | 265.6 | 18:23.138 |
| 8 | 1 | 1:57.243 B | 36.675 | 41.201 | 39.367 | 265.6 | 20:20.376 | 9 | 3 | 8:01.912 | 6:42.909 | 42.745 | 36.258 | 125.7 | 26:25.050 |
| 10 | 3 | 1:56.033 | 37.563 | 42.142 | 36.328 | 261.1 | 28:17.409 | 10 | 3 | 1:56.033 | 37.563 | 42.142 | 36.328 | 261.1 | 30:13.442 |
| 11 | 3 | 1:56.291 | 37.286 | 42.442 | 36.563 | 261.1 | 32:09.699 | 11 | 3 | 1:56.291 | 37.286 | 42.442 | 36.563 | 261.1 | 34:05.990 |
| 12 | 3 | 1:56.085 | 37.340 | 42.118 | 36.627 | 260.5 | 36:02.185 | 12 | 3 | 1:56.085 | 37.340 | 42.118 | 36.627 | 260.5 | 37:58.270 |
| 13 | 3 | 1:57.271 | 37.730 | 42.708 | 36.833 | 247.4 | 40:55.441 | 13 | 3 | 1:57.271 | 37.730 | 42.708 | 36.833 | 247.4 | 42:52.711 |
| 14 | 3 | 1:56.442 | 37.198 | 42.230 | 37.014 | 263.6 | 44:49.153 | 14 | 3 | 1:56.442 | 37.198 | 42.230 | 37.014 | 263.6 | 46:45.644 |
| 15 | 3 | 1:56.446 | 37.386 | 42.232 | 36.828 | 263.6 | 48:42.190 | 15 | 3 | 1:56.446 | 37.386 | 42.232 | 36.828 | 263.6 | 50:38.636 |
| 16 | 3 | 1:56.072 | 37.188 | 42.448 | 36.436 | 263.6 | 52:34.708 | 16 | 3 | 1:56.072 | 37.188 | 42.448 | 36.436 | 263.6 | 54:30.780 |
| 17 | 3 | 1:57.174 | 37.357 | 42.362 | 37.455 | 263.6 | 56:27.954 | 17 | 3 | 1:57.174 | 37.357 | 42.362 | 37.455 | 263.6 | 58:25.128 |
| 18 | 3 | 2:05.613 B | 38.366 | 44.399 | 42.848 | 264.9 | 1:00:30.741 | 18 | 3 | 2:05.613 B | 38.366 | 44.399 | 42.848 | 264.9 | 1:02:36.360 |



FIA WEC
6 Hours of Bahrain
Free Practice 3
Sector Analysis

■ Personal Best ■ Session Best B Crossing the finish line in pit lane

| Lap | D | Time | Sector 1 | Sector 2 | Sector 3 | T. Spd | Elapsed | Lap | D | Time | Sector 1 | Sector 2 | Sector 3 | T. Spd | Elapsed |
|---|---|-----------------|---------------|---------------|---------------|--------|-------------|---|---|-----------------|---------------|---------------|---------------|--------|-------------|
| 22 | 2 | 4:21.640 | 2:54.393 | 46.180 | 41.067 | 159.6 | 58:08.643 | 25 | 1 | 2:02.499 | 38.609 | 44.630 | 39.260 | 248.0 | 59:55.714 |
| 23 | 2 | 2:04.441 | 39.837 | 45.500 | 39.104 | 218.0 | 1:00:13.084 | 26 | 1 | 2:07.938B | 39.001 | 45.108 | 43.829 | 252.0 | 1:02:03.652 |
| 51 AF Corse Ferrari 488 GTE 1. Gianmaria BRUNI LMGTE Pro 2. James CALADO | | | | | | | | 67 Ford Chip Ganassi Team UK Ford GT 1. Andy PRIAULX LMGTE Pro 2. Harry TINCKNELL | | | | | | | |
| 1 | 1 | 2:53.790 | 1:29.746 | 45.135 | 38.909 | 156.6 | 2:53.790 | 1 | 2 | 2:24.692 | 1:00.455 | 45.196 | 39.041 | 159.1 | 2:24.692 |
| 2 | 1 | 2:03.755 | 39.783 | 45.269 | 38.703 | 218.0 | 4:57.545 | 2 | 2 | 2:03.074 | 39.260 | 44.723 | 39.091 | 250.8 | 4:27.766 |
| 3 | 1 | 2:02.631 | 39.054 | 44.552 | 39.025 | 228.1 | 7:00.176 | 3 | 2 | 2:03.882 | 39.353 | 45.191 | 39.338 | 255.6 | 6:31.648 |
| 4 | 1 | 2:01.909 | 38.938 | 44.391 | 38.580 | 243.5 | 9:02.085 | 4 | 2 | 2:07.626B | 39.021 | 45.150 | 43.455 | 252.6 | 8:39.274 |
| 5 | 1 | 2:09.362 | 43.862 | 46.754 | 38.746 | 200.7 | 11:11.447 | 5 | 2 | 3:20.715 | 1:54.093 | 44.150 | 42.472 | 161.3 | 11:59.989 |
| 6 | 1 | 2:01.729 | 38.814 | 44.257 | 38.658 | 247.4 | 13:13.176 | 6 | 2 | 1:59.920 | 38.184 | 43.885 | 37.851 | 256.2 | 13:59.909 |
| 7 | 1 | 2:01.856 | 38.730 | 44.416 | 38.710 | 253.8 | 15:15.032 | 7 | 2 | 2:05.995B | 38.176 | 44.858 | 42.961 | 258.0 | 16:05.904 |
| 8 | 1 | 2:01.977 | 38.758 | 44.419 | 38.800 | 255.0 | 17:17.009 | 8 | 1 | 3:44.973 | 2:13.467 | 49.832 | 41.674 | 120.7 | 19:50.877 |
| 9 | 1 | 2:07.871B | 38.860 | 44.658 | 44.353 | 248.5 | 19:24.880 | 9 | 1 | 2:00.430 | 38.421 | 44.046 | 37.963 | 252.6 | 21:51.307 |
| 10 | 1 | 4:22.624 | 2:58.266 | 44.774 | 39.584 | 151.6 | 23:47.504 | 10 | 1 | 2:04.691B | 38.465 | 44.151 | 42.075 | 256.2 | 23:55.998 |
| 11 | 1 | 1:59.038 | 37.875 | 43.112 | 38.051 | 256.8 | 25:46.542 | 11 | 1 | 7:02.790 | 5:36.744 | 45.241 | 40.805 | 139.6 | 30:58.788 |
| 12 | 1 | 2:07.905B | 38.372 | 45.110 | 44.423 | 255.0 | 27:54.447 | 12 | 1 | 2:01.585 | 38.624 | 44.220 | 38.741 | 254.4 | 33:00.373 |
| 13 | 2 | 3:10.585 | 1:47.384 | 44.687 | 38.514 | 159.6 | 31:05.032 | 13 | 1 | 2:01.417 | 38.480 | 44.499 | 38.438 | 255.6 | 35:01.790 |
| 14 | 2 | 2:01.647 | 38.305 | 44.700 | 38.642 | 253.8 | 33:06.679 | 14 | 1 | 2:02.618 | 38.743 | 44.935 | 38.940 | 255.6 | 37:04.408 |
| 15 | 2 | 2:00.293 | 38.153 | 43.730 | 38.410 | 254.4 | 35:06.972 | 15 | 1 | 2:01.724 | 38.735 | 44.330 | 38.659 | 255.0 | 39:06.132 |
| 16 | 2 | 2:00.536 | 38.221 | 43.729 | 38.586 | 256.2 | 37:07.508 | 16 | 1 | 2:04.805B | 38.786 | 44.203 | 41.816 | 258.0 | 41:10.937 |
| 17 | 2 | 2:00.874 | 38.407 | 43.827 | 38.640 | 251.4 | 39:08.382 | 17 | 2 | 3:46.505 | 2:23.155 | 44.577 | 38.773 | 160.3 | 44:57.442 |
| 18 | 2 | 2:04.914B | 38.208 | 43.850 | 42.856 | 253.8 | 41:13.296 | 18 | 2 | 2:01.714 | 38.927 | 44.185 | 38.602 | 252.6 | 46:59.156 |
| 19 | 2 | 4:19.510 | 2:56.438 | 44.294 | 38.778 | 161.0 | 45:32.806 | 19 | 2 | 2:02.379 | 38.911 | 44.358 | 39.110 | 252.6 | 49:01.535 |
| 20 | 2 | 2:01.158 | 38.405 | 43.924 | 38.829 | 255.0 | 47:33.964 | 20 | 2 | 2:01.888 | 38.960 | 44.301 | 38.627 | 253.8 | 51:03.423 |
| 21 | 2 | 2:02.780 | 38.337 | 44.263 | 40.180 | 254.4 | 49:36.744 | 21 | 2 | 2:01.964 | 38.761 | 44.468 | 38.735 | 255.0 | 53:05.387 |
| 22 | 2 | 2:05.363B | 38.674 | 44.108 | 42.581 | 255.0 | 51:42.107 | 22 | 2 | 2:01.660 | 38.728 | 44.206 | 38.726 | 254.4 | 55:07.047 |
| 23 | 1 | 4:34.710 | 3:12.059 | 44.155 | 38.496 | 109.9 | 56:16.817 | 23 | 2 | 2:02.237 | 38.693 | 44.540 | 39.004 | 255.0 | 57:09.284 |
| 24 | 1 | 2:01.838 | 38.780 | 44.383 | 38.675 | 250.3 | 58:18.655 | 24 | 2 | 2:02.456 | 38.861 | 44.731 | 38.864 | 253.8 | 59:11.740 |
| 25 | 1 | 2:01.245 | 38.596 | 44.102 | 38.547 | 252.6 | 1:00:19.900 | 25 | 2 | 2:02.069 | 38.817 | 44.497 | 38.755 | 256.2 | 1:01:13.809 |
| 66 Ford Chip Ganassi Team UK Ford GT 1. Stefan MÜCKE LMGTE Pro 2. Olivier PLA | | | | | | | | 71 AF Corse Ferrari 488 GTE 1. Davide RIGON LMGTE Pro 2. Sam BIRD | | | | | | | |
| 1 | 1 | 3:21.178 | 1:54.848 | 47.070 | 39.260 | 134.1 | 3:21.178 | 1 | 2 | 2:44.950 | 1:16.510 | 47.876 | 40.564 | 157.0 | 2:44.950 |
| 2 | 1 | 2:05.324 | 40.620 | 45.335 | 39.369 | 184.6 | 5:26.502 | 2 | 2 | 2:06.870 | 40.742 | 46.206 | 39.922 | 207.2 | 4:51.820 |
| 3 | 1 | 2:02.571 | 39.009 | 44.521 | 39.041 | 243.0 | 7:29.073 | 3 | 2 | 2:05.024 | 39.759 | 45.544 | 39.721 | 226.7 | 6:56.844 |
| 4 | 1 | 2:02.125 | 38.739 | 44.568 | 38.818 | 252.6 | 9:31.198 | 4 | 2 | 2:12.882 | 41.084 | 50.134 | 41.664 | 202.9 | 9:09.726 |
| 5 | 1 | 2:02.108 | 38.613 | 44.769 | 38.726 | 253.8 | 11:33.306 | 5 | 2 | 2:04.470 | 39.399 | 45.607 | 39.464 | 236.1 | 11:14.196 |
| 6 | 1 | 2:06.344B | 38.805 | 44.889 | 42.650 | 255.0 | 13:39.650 | 6 | 2 | 2:08.366B | 39.257 | 45.289 | 43.820 | 246.8 | 13:22.562 |
| 7 | 1 | 3:13.442 | 1:46.371 | 47.832 | 39.239 | 159.4 | 16:53.092 | 7 | 2 | 4:25.172 | 2:52.373 | 46.513 | 46.286 | 157.3 | 17:47.734 |
| 8 | 1 | 1:59.580 | 37.947 | 43.723 | 37.910 | 255.6 | 18:52.672 | 8 | 2 | 2:10.383 | 40.689 | 50.378 | 39.316 | 253.2 | 19:58.117 |
| 9 | 1 | 2:03.576B | 37.959 | 43.746 | 41.871 | 257.4 | 20:56.248 | 9 | 2 | 2:00.131 | 38.431 | 43.792 | 37.908 | 250.3 | 21:58.248 |
| 10 | 2 | 3:30.930 | 2:09.038 | 43.968 | 37.924 | 161.7 | 24:27.178 | 10 | 2 | 2:00.136 | 38.322 | 43.967 | 37.847 | 253.2 | 23:58.384 |
| 11 | 2 | 2:00.450 | 38.149 | 44.163 | 38.138 | 254.4 | 26:27.628 | 11 | 2 | 1:59.955 | 38.147 | 43.686 | 38.122 | 255.0 | 25:58.339 |
| 12 | 2 | 2:00.273 | 38.335 | 43.883 | 38.055 | 254.4 | 28:27.901 | 12 | 2 | 2:04.280B | 38.251 | 43.924 | 42.105 | 254.4 | 28:02.619 |
| 13 | 2 | 2:07.239B | 39.049 | 45.284 | 42.906 | 243.0 | 30:35.140 | 13 | 1 | 3:24.801 | 2:01.061 | 44.896 | 38.844 | 155.2 | 31:27.420 |
| 14 | 2 | 4:00.243 | 2:36.967 | 45.008 | 38.268 | 158.4 | 34:35.383 | 14 | 1 | 2:00.394 | 38.459 | 43.878 | 38.057 | 252.0 | 33:27.814 |
| 15 | 2 | 2:01.305 | 38.506 | 44.420 | 38.379 | 254.4 | 36:36.688 | 15 | 1 | 2:01.193 | 38.592 | 43.932 | 38.669 | 254.4 | 35:29.007 |
| 16 | 2 | 2:01.354 | 38.390 | 44.495 | 38.469 | 256.2 | 38:38.042 | 16 | 1 | 2:00.849 | 38.486 | 43.978 | 38.385 | 255.6 | 37:29.856 |
| 17 | 2 | 2:07.116B | 39.059 | 44.545 | 43.512 | 240.3 | 40:45.158 | 17 | 1 | 2:06.296B | 38.833 | 44.165 | 43.298 | 256.8 | 39:36.152 |
| 18 | 1 | 4:55.678 | 3:31.919 | 45.200 | 38.559 | 159.1 | 45:40.836 | 18 | 1 | 3:53.108 | 2:28.228 | 46.059 | 38.821 | 130.4 | 43:29.260 |
| 19 | 1 | 2:01.457 | 38.433 | 44.380 | 38.644 | 253.8 | 47:42.293 | 19 | 1 | 2:02.427 | 38.818 | 44.572 | 39.037 | 232.0 | 45:31.687 |
| 20 | 1 | 2:01.346 | 38.598 | 44.260 | 38.488 | 256.2 | 49:43.639 | 20 | 1 | 2:01.497 | 38.795 | 44.301 | 38.401 | 254.4 | 47:33.184 |
| 21 | 1 | 2:01.453 | 38.422 | 44.540 | 38.491 | 255.6 | 51:45.092 | 21 | 1 | 2:01.385 | 38.492 | 44.312 | 38.581 | 255.6 | 49:34.569 |
| 22 | 1 | 2:02.927 | 38.774 | 45.074 | 39.079 | 244.1 | 53:48.019 | 22 | 1 | 2:06.636B | 38.699 | 44.705 | 43.232 | 254.4 | 51:41.205 |
| 23 | 1 | 2:03.001 | 39.300 | 44.807 | 38.894 | 232.5 | 55:51.020 | 23 | 1 | 4:24.763 | 3:00.016 | 45.588 | 39.159 | 161.7 | 56:05.968 |
| 24 | 1 | 2:02.195 | 38.778 | 44.723 | 38.694 | 227.2 | 57:53.215 | 24 | 1 | 2:01.922 | 38.869 | 44.395 | 38.658 | 252.6 | 58:07.890 |



FIA WEC

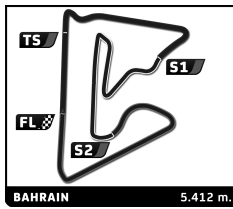
6 Hours of Bahrain

Free Practice 3

Sector Analysis

■ Personal Best
 ■ Session Best
 ■ Crossing the finish line in pit lane

| Lap | D | Time | Sector 1 | Sector 2 | Sector 3 | T. Spd | Elapsed | Lap | D | Time | Sector 1 | Sector 2 | Sector 3 | T. Spd | Elapsed |
|---|---|-------------------|---------------|---------------|---------------|--------|-------------|-----|---|------|----------|----------|----------|--------|---------|
| 77 Dempsey - Proton Racing Porsche 911 RSR (2016) 1. Richard LIETZ LMGTE Pro 2. Michael CHRISTENSEN | | | | | | | | | | | | | | | |
| 1 | 2 | 3:11.759 | 1:47.155 | 45.589 | 39.015 | 162.7 | 3:11.759 | | | | | | | | |
| 2 | 2 | 2:02.789 | 39.294 | 44.755 | 38.740 | 236.1 | 5:14.548 | | | | | | | | |
| 3 | 2 | 2:02.162 | 38.771 | 44.594 | 38.797 | 250.8 | 7:16.710 | | | | | | | | |
| 4 | 2 | 2:22.504 B | 43.791 | 50.395 | 48.318 | 193.5 | 9:39.214 | | | | | | | | |
| 5 | 2 | 4:23.760 | 3:01.411 | 44.331 | 38.018 | 165.4 | 14:02.974 | | | | | | | | |
| 6 | 2 | 2:00.210 | 38.578 | 43.498 | 38.134 | 256.8 | 16:03.184 | | | | | | | | |
| 7 | 2 | 1:59.949 | 38.057 | 43.584 | 38.308 | 255.6 | 18:03.133 | | | | | | | | |
| 8 | 2 | 2:06.028 B | 38.434 | 43.873 | 43.721 | 258.0 | 20:09.161 | | | | | | | | |
| 9 | 1 | 3:39.555 | 2:15.610 | 44.232 | 39.713 | 164.9 | 23:48.716 | | | | | | | | |
| 10 | 1 | 2:01.069 | 38.635 | 44.163 | 38.271 | 257.4 | 25:49.785 | | | | | | | | |
| 11 | 1 | 2:01.231 | 38.522 | 44.259 | 38.450 | 252.6 | 27:51.016 | | | | | | | | |
| 12 | 1 | 2:04.755 B | 38.549 | 43.962 | 42.244 | 255.6 | 29:55.771 | | | | | | | | |
| 13 | 1 | 8:57.325 B | 7:29.463 | 44.683 | 43.179 | 161.5 | 38:53.096 | | | | | | | | |
| 14 | 1 | 2:25.613 | 1:01.259 | 45.258 | 39.096 | 162.9 | 41:18.709 | | | | | | | | |
| 15 | 1 | 2:01.871 | 38.935 | 44.435 | 38.501 | 230.6 | 43:20.580 | | | | | | | | |
| 16 | 1 | 2:01.637 | 38.475 | 44.629 | 38.533 | 252.0 | 45:22.217 | | | | | | | | |
| 17 | 1 | 2:02.028 | 38.575 | 44.814 | 38.639 | 253.2 | 47:24.245 | | | | | | | | |
| 18 | 1 | 2:02.738 | 39.080 | 44.603 | 39.055 | 255.6 | 49:26.983 | | | | | | | | |
| 19 | 1 | 2:02.955 | 39.292 | 44.836 | 38.827 | 250.8 | 51:29.938 | | | | | | | | |
| 20 | 1 | 2:03.900 | 38.668 | 45.647 | 39.585 | 250.8 | 53:33.838 | | | | | | | | |
| 21 | 1 | 2:02.406 | 38.839 | 44.752 | 38.815 | 250.8 | 55:36.244 | | | | | | | | |
| 22 | 1 | 2:04.809 | 39.394 | 46.338 | 39.077 | 255.0 | 57:41.053 | | | | | | | | |
| 23 | 1 | 2:03.687 | 38.964 | 45.188 | 39.535 | 244.6 | 59:44.740 | | | | | | | | |
| 24 | 1 | 2:08.361 B | 39.104 | 45.245 | 44.012 | 248.0 | 1:01:53.101 | | | | | | | | |
| 78 KCMG Porsche 911 RSR 1. Christian RIED LMGTE Am 2. Wolf HENZLER | | | | | | | | | | | | | | | |
| 1 | 1 | 2:53.234 | 1:25.448 | 47.416 | 40.370 | 160.5 | 2:53.234 | | | | | | | | |
| 2 | 1 | 2:07.771 | 40.101 | 47.278 | 40.392 | 229.1 | 5:01.005 | | | | | | | | |
| 3 | 1 | 2:13.182 B | 40.929 | 47.339 | 44.914 | 224.8 | 7:14.187 | | | | | | | | |
| 4 | 1 | 2:51.872 | 1:24.901 | 46.634 | 40.337 | 161.3 | 10:06.059 | | | | | | | | |
| 5 | 1 | 2:05.006 | 39.833 | 45.564 | 39.609 | 228.6 | 12:11.065 | | | | | | | | |
| 6 | 1 | 2:02.435 | 39.121 | 44.529 | 38.785 | 238.7 | 14:13.500 | | | | | | | | |
| 7 | 1 | 2:02.259 | 38.782 | 44.744 | 38.733 | 248.5 | 16:15.759 | | | | | | | | |
| 8 | 1 | 2:01.987 | 38.943 | 44.268 | 38.776 | 248.5 | 18:17.746 | | | | | | | | |
| 9 | 1 | 2:07.824 B | 39.415 | 44.499 | 43.910 | 238.2 | 20:25.570 | | | | | | | | |
| 10 | 3 | 4:19.198 | 2:54.779 | 45.024 | 39.395 | 159.1 | 24:44.768 | | | | | | | | |
| 11 | 3 | 2:02.446 | 38.918 | 44.564 | 38.964 | 232.0 | 26:47.214 | | | | | | | | |
| 12 | 3 | 2:02.922 | 39.343 | 44.735 | 38.844 | 248.5 | 28:50.136 | | | | | | | | |
| 13 | 3 | 2:02.562 | 38.977 | 44.746 | 38.839 | 239.2 | 30:52.698 | | | | | | | | |
| 14 | 3 | 2:02.957 | 38.966 | 45.036 | 38.955 | 244.6 | 32:55.655 | | | | | | | | |
| 15 | 3 | 2:03.098 | 39.210 | 44.795 | 39.093 | 243.5 | 34:58.753 | | | | | | | | |
| 16 | 3 | 2:08.529 B | 39.530 | 45.154 | 43.845 | 236.6 | 37:07.282 | | | | | | | | |
| 17 | 2 | 3:30.579 | 2:05.609 | 45.538 | 39.432 | 159.6 | 40:37.861 | | | | | | | | |
| 18 | 2 | 2:03.665 | 39.686 | 44.816 | 39.163 | 238.2 | 42:41.526 | | | | | | | | |
| 19 | 2 | 2:03.308 | 39.075 | 44.776 | 39.457 | 245.2 | 44:44.834 | | | | | | | | |
| 20 | 2 | 2:03.644 | 39.121 | 45.209 | 39.314 | 246.3 | 46:48.478 | | | | | | | | |
| 21 | 2 | 2:03.468 | 38.924 | 44.961 | 39.583 | 246.3 | 48:51.946 | | | | | | | | |
| 22 | 2 | 2:07.479 B | 39.316 | 44.927 | 43.236 | 247.4 | 50:59.425 | | | | | | | | |
| 23 | 2 | 5:44.071 | 4:19.477 | 45.085 | 39.509 | 159.4 | 56:43.496 | | | | | | | | |
| 24 | 2 | 2:04.223 | 39.669 | 44.965 | 39.589 | 204.8 | 58:47.719 | | | | | | | | |
| 25 | 2 | 2:04.562 | 39.899 | 45.295 | 39.368 | 215.9 | 1:00:52.281 | | | | | | | | |
| 83 AF Corse Ferrari F458 Italia 1. François PERRODO LMGTE Am 2. Emmanuel COLLARD | | | | | | | | | | | | | | | |
| 1 | 2 | 2:43.951 | 1:17.379 | 45.776 | 40.796 | 161.3 | 2:43.951 | | | | | | | | |
| 2 | 2 | 2:04.847 | 39.815 | 45.591 | 39.441 | 249.7 | 4:48.798 | | | | | | | | |
| 3 | 2 | 2:08.207 B | 39.566 | 45.370 | 43.271 | 245.7 | 6:57.005 | | | | | | | | |
| 4 | 2 | 3:34.382 | 2:07.339 | 47.064 | 39.979 | 162.5 | 10:31.387 | | | | | | | | |
| 5 | 2 | 2:01.674 | 38.641 | 44.543 | 38.490 | 249.1 | 12:33.061 | | | | | | | | |
| 6 | 2 | 2:00.701 | 38.353 | 44.011 | 38.337 | 248.5 | 14:33.762 | | | | | | | | |
| 7 | 2 | 2:10.158 B | 38.508 | 44.458 | 47.192 | 252.6 | 16:43.920 | | | | | | | | |
| 8 | 1 | 3:39.352 | 2:14.279 | 45.064 | 40.009 | 162.0 | 20:23.272 | | | | | | | | |
| 9 | 1 | 2:03.067 | 39.062 | 45.017 | 38.988 | 251.4 | 22:26.339 | | | | | | | | |
| 10 | 1 | 2:03.554 | 39.664 | 45.061 | 38.829 | 248.5 | 24:29.893 | | | | | | | | |
| 11 | 1 | 2:03.319 | 38.993 | 45.075 | 39.251 | 254.4 | 26:33.212 | | | | | | | | |
| 12 | 1 | 2:07.747 B | 39.045 | 45.364 | 43.338 | 252.0 | 28:40.959 | | | | | | | | |
| 13 | 1 | 3:23.407 | 1:58.988 | 45.315 | 39.104 | 159.6 | 32:04.366 | | | | | | | | |
| 14 | 1 | 2:01.977 | 38.843 | 44.439 | 38.695 | 253.8 | 34:06.343 | | | | | | | | |
| 15 | 1 | 2:02.346 | 38.754 | 44.529 | 39.063 | 245.7 | 36:08.689 | | | | | | | | |
| 16 | 1 | 2:02.859 | 39.181 | 44.569 | 39.109 | 255.0 | 38:11.548 | | | | | | | | |
| 17 | 1 | 2:07.251 B | 39.167 | 44.922 | 43.162 | 252.0 | 40:18.799 | | | | | | | | |
| 18 | 3 | 3:34.782 | 2:10.160 | 45.490 | 39.132 | 162.5 | 43:53.581 | | | | | | | | |
| 19 | 3 | 2:02.608 | 38.957 | 44.876 | 38.775 | 248.0 | 45:56.189 | | | | | | | | |
| 20 | 3 | 2:07.827 | 38.842 | 46.407 | 42.578 | 244.1 | 48:04.016 | | | | | | | | |
| 21 | 3 | 2:03.045 | 38.983 | 44.724 | 39.338 | 248.0 | 50:07.061 | | | | | | | | |
| 22 | 3 | 2:08.507 B | 39.404 | 45.478 | 43.625 | 238.2 | 52:15.568 | | | | | | | | |
| 23 | 3 | 3:29.228 | 2:03.656 | 46.056 | 39.516 | 162.9 | 55:44.796 | | | | | | | | |
| 24 | 3 | 2:03.626 | 39.410 | 45.098 | 39.118 | 249.7 | 57:48.422 | | | | | | | | |
| 25 | 3 | 2:02.606 | 38.937 | 44.783 | 38.886 | 245.7 | 59:51.028 | | | | | | | | |
| 26 | 3 | 2:07.817 B | 38.926 | 45.133 | 43.758 | 250.8 | 1:01:58.845 | | | | | | | | |
| 86 Gulf Racing Porsche 911 RSR 1. Michael WAINWRIGHT LMGTE Am 2. Adam CARROLL | | | | | | | | | | | | | | | |
| 1 | 3 | 2:34.739 | 1:08.661 | 45.890 | 40.188 | 158.2 | 2:34.739 | | | | | | | | |
| 2 | 3 | 2:05.125 | 39.858 | 45.346 | 39.921 | 233.0 | 4:39.864 | | | | | | | | |
| 3 | 3 | 2:08.579 B | 39.396 | 46.050 | 43.133 | 238.7 | 6:48.443 | | | | | | | | |
| 4 | 3 | 3:48.304 | 2:24.727 | 44.714 | 38.863 | 159.8 | 10:36.747 | | | | | | | | |
| 5 | 3 | 2:01.325 | 38.496 | 44.452 | 38.377 | 252.0 | 12:38.072 | | | | | | | | |
| 6 | 3 | 2:01.361 | 38.651 | 44.191 | 38.519 | 244.6 | 14:39.433 | | | | | | | | |
| 7 | 3 | 2:07.360 B | 38.905 | 44.844 | 43.611 | 250.3 | 16:46.793 | | | | | | | | |
| 8 | 1 | 4:01.637 | 2:35.922 | 46.002 | 39.713 | 122.2 | 20:48.430 | | | | | | | | |
| 9 | 1 | 2:05.945 | 40.119 | 46.009 | 39.817 | 242.4 | 22:54.375 | | | | | | | | |
| 10 | 1 | 2:05.996 | 39.797 | 45.929 | 40.270 | 244.6 | 25:00.371 | | | | | | | | |
| 11 | 1 | 2:06.166 | 39.668 | 46.340 | 40.158 | 247.4 | 27:06.537 | | | | | | | | |
| 12 | 1 | 2:12.228 B | 40.781 | 46.689 | 44.758 | 232.0 | 29:18.765 | | | | | | | | |
| 13 | 1 | 3:52.133 | 2:23.546 | 47.707 | 40.880 | 152.0 | 33:10.898 | | | | | | | | |
| 14 | 1 | 2:06.493 | 40.354 | 46.210 | 39.929 | 252.6 | 35:17.391 | | | | | | | | |
| 15 | 1 | 2:08.073 | 40.371 | 47.092 | 40.610 | 238.2 | 37:25.464 | | | | | | | | |
| 16 | 1 | 2:07.319 | 40.311 | 46.800 | 40.208 | 237.1 | 39:32.783 | | | | | | | | |
| 17 | 1 | 2:07.191 | 40.235 | 46.702 | 40.254 | 231.5 | 41:39.974 | | | | | | | | |
| 18 | 1 | 2:13.241 B | 40.492 | 47.618 | 45.131 | 242.4 | 43:53.215 | | | | | | | | |
| 19 | 2 | 4:16.333 | 2:50.137 | 46.244 | 39.952 | 159.1 | 48:09.548 | | | | | | | | |
| 20 | 2 | 2:05.523 | 40.137 | 45.764 | 39.622 | 221.6 | 5 | | | | | | | | |



FIA WEC 6 Hours of Bahrain Free Practice 3 Sector Analysis

■ Personal Best
 ■ Session Best
 ■ Crossing the finish line in pit lane

| Lap | D | Time | Sector 1 | Sector 2 | Sector 3 | T. Spd | Elapsed | Lap | D | Time | Sector 1 | Sector 2 | Sector 3 | T. Spd | Elapsed |
|-----------|---|-------------------|----------|----------|----------|--------|-------------|---|---|-------------------|----------|----------|----------|--------|-------------|
| 88 | Abu Dhabi-Proton Racing 1. Khaled AL QUBAISI 2. David HEINEMEIER HANSSON | | | | | | | Porsche 911 RSR LMGTE Am | | | | | | | |
| 1 | 3 | 3:01.351 | 1:34.180 | 47.216 | 39.955 | 151.3 | 3:01.351 | 1 | 2 | 3:15.222 | 1:47.635 | 45.509 | 42.078 | 161.0 | 3:15.222 |
| 2 | 3 | 2:04.029 | 39.422 | 45.298 | 39.309 | 232.0 | 5:05.380 | 2 | 2 | 2:01.898 | 38.666 | 44.677 | 38.555 | 239.2 | 5:17.120 |
| 3 | 3 | 2:08.380 | 39.442 | 46.420 | 42.518 | 227.2 | 7:13.760 | 3 | 2 | 2:01.500 | 38.515 | 44.537 | 38.448 | 238.2 | 7:18.620 |
| 4 | 3 | 2:04.020 | 39.382 | 45.335 | 39.303 | 236.1 | 9:17.780 | 4 | 2 | 2:07.552 B | 38.840 | 44.939 | 43.773 | 246.3 | 9:26.172 |
| 5 | 3 | 2:10.688 B | 39.702 | 45.746 | 45.240 | 239.2 | 11:28.468 | 5 | 2 | 4:06.673 | 2:43.382 | 44.680 | 38.611 | 138.4 | 13:32.845 |
| 6 | 3 | 4:04.111 | 2:37.303 | 45.909 | 40.899 | 160.3 | 15:32.579 | 6 | 2 | 2:01.685 | 38.422 | 44.856 | 38.407 | 248.0 | 15:34.530 |
| 7 | 3 | 2:05.563 | 39.507 | 45.630 | 40.426 | 226.7 | 17:38.142 | 7 | 2 | 2:06.434 B | 38.588 | 44.883 | 42.963 | 248.0 | 17:40.964 |
| 8 | 3 | 2:09.291 B | 39.862 | 45.894 | 43.535 | 235.1 | 19:47.433 | 8 | 2 | 3:27.368 | 2:05.780 | 43.571 | 38.017 | 166.2 | 21:08.332 |
| 9 | 1 | 4:14.431 | 2:47.627 | 47.103 | 39.701 | 143.5 | 24:01.864 | 9 | 2 | 1:59.301 | 37.851 | 43.575 | 37.875 | 253.2 | 23:07.633 |
| 10 | 1 | 2:02.956 | 39.308 | 44.712 | 38.936 | 227.6 | 26:04.820 | 10 | 2 | 1:59.727 | 37.992 | 43.886 | 37.849 | 252.0 | 25:07.360 |
| 11 | 1 | 2:02.528 | 38.974 | 44.667 | 38.887 | 239.2 | 28:07.348 | 11 | 2 | 1:59.857 | 37.861 | 43.740 | 38.256 | 251.4 | 27:07.217 |
| 12 | 1 | 2:02.576 | 39.282 | 44.564 | 38.730 | 240.8 | 30:09.924 | 12 | 2 | 2:00.941 | 38.852 | 44.053 | 38.036 | 213.3 | 29:08.158 |
| 13 | 1 | 2:02.737 | 39.021 | 44.809 | 38.907 | 241.9 | 32:12.661 | 13 | 2 | 2:04.482 B | 38.432 | 43.791 | 42.259 | 235.1 | 31:12.640 |
| 14 | 1 | 2:03.396 | 39.363 | 44.697 | 39.336 | 245.7 | 34:16.057 | 14 | 1 | 4:07.480 | 2:44.848 | 44.236 | 38.396 | 164.2 | 35:20.120 |
| 15 | 1 | 2:02.884 | 39.083 | 44.853 | 38.948 | 241.9 | 36:18.941 | 15 | 1 | 2:01.426 | 38.389 | 44.704 | 38.333 | 247.4 | 37:21.546 |
| 16 | 1 | 2:03.635 | 39.245 | 45.129 | 39.261 | 238.2 | 38:22.576 | 16 | 1 | 2:00.567 | 38.497 | 43.987 | 38.083 | 237.6 | 39:22.113 |
| 17 | 1 | 2:08.864 B | 39.798 | 45.401 | 43.665 | 238.2 | 40:31.440 | 17 | 1 | 2:01.093 | 38.657 | 44.365 | 38.071 | 251.4 | 41:23.206 |
| 18 | 2 | 3:34.768 | 2:07.807 | 46.528 | 40.433 | 159.4 | 44:06.208 | 18 | 1 | 2:01.584 | 38.241 | 45.001 | 38.342 | 251.4 | 43:24.790 |
| 19 | 2 | 2:04.820 | 39.860 | 45.547 | 39.413 | 223.0 | 46:11.028 | 19 | 1 | 2:00.853 | 38.376 | 44.053 | 38.424 | 245.2 | 45:25.643 |
| 20 | 2 | 2:03.799 | 39.164 | 45.152 | 39.483 | 234.5 | 48:14.827 | 20 | 1 | 2:01.403 | 38.417 | 44.418 | 38.568 | 249.1 | 47:27.046 |
| 21 | 2 | 2:03.978 | 39.532 | 45.458 | 38.988 | 242.4 | 50:18.805 | 21 | 1 | 2:02.243 | 38.487 | 45.397 | 38.359 | 235.6 | 49:29.289 |
| 22 | 2 | 2:03.416 | 39.184 | 45.002 | 39.230 | 241.9 | 52:22.221 | 22 | 1 | 2:01.237 | 38.427 | 44.414 | 38.396 | 246.3 | 51:30.526 |
| 23 | 2 | 2:03.330 | 39.170 | 45.188 | 38.972 | 241.3 | 54:25.551 | 23 | 1 | 2:01.584 | 38.416 | 44.527 | 38.641 | 250.3 | 53:32.110 |
| 24 | 2 | 2:03.957 | 38.976 | 45.581 | 39.400 | 244.6 | 56:29.508 | 24 | 1 | 2:01.203 | 38.435 | 44.351 | 38.417 | 249.1 | 55:33.313 |
| 25 | 2 | 2:04.006 | 39.279 | 45.252 | 39.475 | 235.1 | 58:33.514 | 25 | 1 | 2:05.604 B | 38.600 | 44.366 | 42.638 | 250.3 | 57:38.917 |
| 26 | 2 | 2:18.193 B | 39.573 | 45.182 | 53.438 | 232.5 | 1:00:51.707 | 26 | 1 | 2:53.673 | 1:30.690 | 44.461 | 38.522 | 166.2 | 1:00:32.590 |
| 95 | Aston Martin Racing 1. Nicki THIMM 2. Marco SØRENSEN | | | | | | | Aston Martin Vantage V8 LMGTE Pro | | | | | | | |
| 1 | 2 | 3:05.603 | 1:39.907 | 45.575 | 40.121 | 152.0 | 3:05.603 | 1 | 2 | 2:49.749 | 1:23.564 | 46.490 | 39.695 | 159.8 | 2:49.749 |
| 2 | 2 | 1:59.862 | 38.219 | 43.641 | 38.002 | 249.1 | 5:05.465 | 2 | 2 | 2:04.646 | 39.669 | 45.576 | 39.401 | 247.4 | 4:54.395 |
| 3 | 2 | 2:00.749 | 38.056 | 44.216 | 38.477 | 252.6 | 7:06.214 | 3 | 2 | 2:05.998 | 39.249 | 45.683 | 41.066 | 237.1 | 7:00.393 |
| 4 | 2 | 2:00.089 | 38.090 | 43.935 | 38.064 | 251.4 | 9:06.303 | 4 | 2 | 2:12.563 B | 40.047 | 46.623 | 45.893 | 225.8 | 9:12.956 |
| 5 | 2 | 2:00.161 | 38.107 | 43.845 | 38.209 | 252.6 | 11:06.464 | 5 | 2 | 3:31.750 | 2:07.037 | 44.578 | 40.135 | 162.7 | 12:44.706 |
| 6 | 2 | 2:00.611 | 38.400 | 44.079 | 38.132 | 256.8 | 13:07.075 | 6 | 2 | 2:01.466 | 38.577 | 44.204 | 38.685 | 243.0 | 14:46.172 |
| 7 | 2 | 2:00.615 | 38.355 | 44.016 | 38.244 | 244.1 | 15:07.690 | 7 | 2 | 2:05.801 B | 38.600 | 44.405 | 42.796 | 247.4 | 16:51.973 |
| 8 | 2 | 2:00.868 | 38.275 | 44.301 | 38.292 | 248.5 | 17:08.558 | 8 | 1 | 4:42.674 | 3:16.125 | 45.737 | 40.812 | 158.4 | 21:34.647 |
| 9 | 2 | 2:01.697 | 39.007 | 44.197 | 38.493 | 246.3 | 19:10.255 | 9 | 1 | 2:04.096 | 39.751 | 45.296 | 39.049 | 243.0 | 23:38.743 |
| 10 | 2 | 2:05.814 B | 38.583 | 44.270 | 42.961 | 247.4 | 21:16.069 | 10 | 1 | 2:05.779 | 39.450 | 46.807 | 39.522 | 248.5 | 25:44.522 |
| 11 | 1 | 3:32.863 | 2:08.567 | 45.490 | 38.806 | 162.7 | 24:48.932 | 11 | 1 | 2:12.561 B | 40.097 | 46.114 | 46.350 | 244.6 | 27:57.083 |
| 12 | 1 | 2:02.487 | 38.572 | 44.918 | 38.997 | 250.8 | 26:51.419 | 12 | 3 | 3:59.237 | 2:34.077 | 45.465 | 39.695 | 163.7 | 31:56.320 |
| 13 | 1 | 2:01.966 | 38.700 | 44.643 | 38.623 | 252.0 | 28:53.385 | 13 | 3 | 2:04.786 | 39.915 | 45.207 | 39.664 | 233.0 | 34:01.106 |
| 14 | 1 | 2:06.028 B | 38.700 | 44.800 | 42.528 | 252.6 | 30:59.413 | 14 | 3 | 2:08.291 B | 39.491 | 45.215 | 43.585 | 235.1 | 36:09.397 |
| 15 | 1 | 3:40.173 | 2:16.602 | 44.687 | 38.884 | 161.7 | 34:39.586 | 15 | 3 | 3:26.624 | 2:01.032 | 45.684 | 39.908 | 159.1 | 39:36.021 |
| 16 | 1 | 2:05.845 B | 38.564 | 44.815 | 42.466 | 251.4 | 36:45.431 | 16 | 3 | 2:05.021 | 39.530 | 45.579 | 39.912 | 244.6 | 41:41.042 |
| 17 | 1 | 3:18.511 | 1:51.827 | 47.218 | 39.466 | 162.2 | 40:03.942 | 17 | 3 | 2:10.457 B | 39.592 | 46.586 | 44.279 | 243.0 | 43:51.499 |
| 18 | 1 | 2:00.979 | 38.407 | 44.140 | 38.432 | 250.3 | 42:04.921 | 18 | 3 | 7:52.036 | 6:26.912 | 45.697 | 39.427 | 163.2 | 51:43.535 |
| 19 | 1 | 2:01.558 | 38.263 | 44.300 | 38.995 | 254.4 | 44:06.479 | 19 | 3 | 2:04.114 | 39.084 | 45.596 | 39.434 | 248.0 | 53:47.649 |
| 20 | 1 | 2:01.477 | 38.603 | 44.381 | 38.493 | 248.5 | 46:07.956 | 20 | 3 | 2:05.447 | 39.882 | 45.885 | 39.680 | 244.1 | 55:53.096 |
| 21 | 1 | 2:01.833 | 38.335 | 44.576 | 38.922 | 250.8 | 48:09.789 | 21 | 3 | 2:04.419 | 39.148 | 45.752 | 39.519 | 250.3 | 57:57.515 |
| 22 | 1 | 2:06.255 B | 39.292 | 44.690 | 42.273 | 244.1 | 50:16.044 | 22 | 3 | 2:04.631 | 39.297 | 45.689 | 39.645 | 246.8 | 1:00:02.146 |
| 23 | 1 | 5:25.082 | 3:57.184 | 46.934 | 40.964 | 132.6 | 55:41.126 | | | | | | | | |
| 24 | 1 | 2:02.650 | 39.296 | 44.853 | 38.501 | 220.2 | 57:43.776 | | | | | | | | |
| 25 | 1 | 2:06.185 B | 39.079 | 44.792 | 42.314 | 243.0 | 59:49.961 | | | | | | | | |
| 98 | Aston Martin Racing 1. Paul DALLA LANA 2. Pedro LAMY | | | | | | | Aston Martin Vantage V8 LMGTE Am | | | | | | | |
| 1 | 2 | 2:49.749 | 1:23.564 | 46.490 | 39.695 | 159.8 | 2:49.749 | 1 | 2 | 2:49.749 | 1:23.564 | 46.490 | 39.695 | 159.8 | 2:49.749 |
| 2 | 2 | 2:04.646 | 39.669 | 45.576 | 39.401 | 247.4 | 4:54.395 | 2 | 2 | 2:04.646 | 39.669 | 45.576 | 39.401 | 247.4 | 4:54.395 |
| 3 | 2 | 2:05.998 | 39.249 | 45.683 | 41.066 | 237.1 | 7:00.393 | 3 | 2 | 2:05.998 | 39.249 | 45.683 | 41.066 | 237.1 | 7:00.393 |
| 4 | 2 | 2:12.563 B | 40.047 | 46.623 | 45.893 | 225.8 | 9:12.956 | 4 | 2 | 2:12.563 B | 40.047 | 46.623 | 45.893 | 225.8 | 9:12.956 |
| 5 | 2 | 3:31.750 | 2:07.037 | 44.578 | 40.135 | 162.7 | 12:44.706 | 5 | 2 | 3:31.750 | 2:07.037 | 44.578 | 40.135 | 162.7 | 12:44.706 |
| 6 | 2 | 2:01.466 | 38.577 | 44.204 | 38.685 | 243.0 | 14:46.172 | 6 | 2 | 2:01.466 | 38.577 | 44.204 | 38.685 | 243.0 | 14:46.172 |
| 7 | 2 | 2:05.801 B | 38.600 | 44.405 | 42.796 | 247.4 | 16:51.973 | 7 | 2 | 2:05.801 B | 38.600 | 44.405 | 42.796 | 247.4 | 16:51.973 |
| 8 | 1 | 4:42.674 | 3:16.125 | 45.737 | 40.812 | 158.4 | 21:34.647 | 8 | 1 | 4:42.674 | 3:16.125 | 45.737 | 40.812 | 158.4 | 21:34.647 |
| 9 | 1 | 2:04.096 | 39.751 | 45.296 | 39.049 | 243.0 | 23:38.743 | 9 | 1 | 2:04.096 | 39.751 | 45.296 | 39.049 | 243.0 | 23:38.743 |
| 10 | 1 | 2:05.779 | 39.450 | 46.807 | 39.522 | 248.5 | 25:44.522 | 10 | 1 | 2:05.779 | 39.450 | 46.807 | 39.522 | 248.5 | 25:44.522 |
| 11 | 1 | 2:12.561 B | 40.097 | 46.114 | 46.350 | 244.6 | 27:57.083 | 11 | 1 | 2:12.561 B | 40.097 | 46.114 | 46.350 | 244.6 | 27:57.083 |
| 12 | 3 | 3:59.237 | 2:34.077 | 45.465 | 39.695 | 163.7 | 31:56.320 | 12 | 3 | 3:59.237 | 2:34.077 | 45.465 | 39.695 | 163.7 | 31:56.320 |
| 13 | 3 | 2:04.786 | 39.915 | 45.207 | 39.664 | 233.0 | 34:01.106 | 13 | 3 | 2:04.786 | 39.915 | 45.207 | 39.664 | 233.0 | 34:01.106 |
| 14 | 3 | 2:08.291 B | 39.491 | 45.215 | 43.585 | 235.1 | 36:09.397 | 14 | 3 | 2:08.291 B | 39.491 | 45.215 | 43.585 | 235.1 | 36:09.397 |
| 15 | 3 | 3:26.624 | 2:01.032 | 45.684 | 39.908 | 159.1 | 39:36.021 | 15 | 3 | 3:26.624 | 2:01.032 | 45.684 | 39.908 | 159.1 | 39:36.021 |
| 16 | 3 | 2:05.021 | 39.530 | 45.579 | 39.912 | 244.6 | 41:41.042 | 16 | 3 | 2:05.021 | 39.530 | 45.579 | 39.912 | 244.6 | 41:41.042 |
| 17 | 3 | 2:10. | | | | | | | | | | | | | |