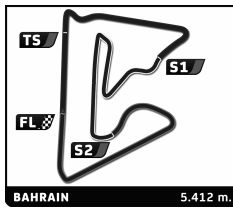




Bahrain
17th-19th Nov 2016



MRF Challenge

6 Hours of Bahrain

Free Practice 1

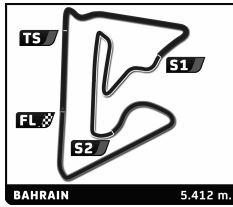
Analysis

■ Personal Best ■ Session Best B Crossing the finish line in pit lane

Lap	Time	Sector 1	Sector 2	Sector 3	Kph	Elapsed	Lap	Time	Sector 1	Sector 2	Sector 3	Kph	Elapsed		
2	Rinus VAN KALMTHOUT						NLD	11	Felipe DRUGOVICH						BRA
1	2:19.478				139.7	2:19.478	1	8:34.929				37.8	8:34.929		
2	3:52.671	42.910			83.7	6:12.149	2	2:15.933	48.207	48.050	39.676	143.3	10:50.862		
3	2:06.087	40.735	45.757	39.595	154.5	8:18.236	3	2:03.413	40.005	44.713	38.695	157.9	12:54.275		
4	2:04.521	40.440	45.043	39.038	156.5	10:22.757	4	2:02.844	39.688	44.553	38.603	158.6	14:57.119		
5	2:09.151	39.727			150.9	12:31.908	5	2:02.990	39.797	44.917	38.276	158.4	17:00.109		
6	2:03.321	39.836	44.804	38.681	158.0	14:35.229	6	2:01.788	39.227	44.251	38.310	160.0	19:01.897		
7	2:03.939	39.609			157.2	16:39.168	7	2:01.771	39.369	43.922	38.480	160.0	21:03.668		
8	2:05.561	39.486			155.2	18:44.729	8	4:38.597	40.307			69.9	25:42.265		
9	5:14.225	40.644			62.0	23:58.954	9	2:03.794	39.912	45.327	38.555	157.4	27:46.059		
10	2:03.027	39.545	44.928	38.554	158.4	26:01.981	10	2:02.113	39.616	44.106	38.391	159.6	29:48.172		
11	2:12.358	39.372	54.326	38.660	147.2	28:14.339	11	2:01.710	39.475	43.831	38.404	160.1	31:49.882		
12	2:02.128	39.401	44.275	38.452	159.5	30:16.467									
3	Dylan YOUNG						AUS	13	Bobby EBERLE						USA
1	1:38.490				197.8	1:38.490	1	2:47.023				116.6	2:47.023		
2	2:20.461	48.264	50.385	41.812	138.7	3:58.951	2	2:20.422	47.024	49.680	43.718	138.7	5:07.445		
3	2:08.700	41.752	47.105	39.843	151.4	6:07.651	3	2:11.934	43.142	47.272	41.520	147.7	7:19.379		
4	2:05.330	40.417	45.496	39.417	155.5	8:12.981	4	2:11.886	42.676	47.333	41.877	147.7	9:31.265		
5	2:11.415	41.975	46.012	43.428	148.3	10:24.396	5	6:19.768	41.779			51.3	15:51.033		
6	2:11.336	40.186	47.837	43.313	148.3	12:35.732	6	2:09.834	41.577	47.115	41.142	150.1	18:00.867		
7	2:05.939	41.582	45.552	38.805	154.7	14:41.671	7	2:08.488	41.290	45.991	41.207	151.6	20:09.355		
8	2:04.687	40.458	45.189	39.040	156.3	16:46.358	8	2:18.063	41.739	55.397	40.927	141.1	22:27.418		
4	Harrison NEWAY						GBR	25	Mick SCHUMACHER						DEU
1	1:39.982				194.9	1:39.982	1	1:34.626				205.9	1:34.626		
2	2:07.731	41.933	46.646	39.152	152.5	3:47.713	2	2:09.614	43.064	47.496	39.054	150.3	3:44.240		
3	2:02.672	39.853	44.257	38.562	158.8	5:50.385	3	2:02.797	39.986	44.248	38.563	158.7	5:47.037		
4	2:01.748	39.544	43.686	38.518	160.0	7:52.133	4	2:18.900	43.976	44.197	50.727	140.3	8:05.937		
5	2:02.059	39.458	43.925	38.676	159.6	9:54.192	5	2:02.645	40.085	44.236	38.324	158.9	10:08.582		
6	2:01.827	39.277	43.747	38.803	159.9	11:56.019	6	4:52.121	41.370			66.7	15:00.703		
7	2:03.661	41.273	43.754	38.634	157.6	13:59.680	7	2:04.034	40.241			157.1	17:04.737		
8	2:03.738	39.352	43.595	40.791	157.5	16:03.418	8	2:02.049	39.730	43.858	38.461	159.6	19:06.786		
9	5:21.372	39.232			60.6	21:24.790	9	2:02.155	39.708	44.088	38.359	159.5	21:08.941		
10	2:02.881	40.150	43.677	39.054	158.6	23:27.671	10	2:01.908	39.545	44.130	38.233	159.8	23:10.849		
11	2:01.853	39.296	43.587	38.970	159.9	25:29.524	11	2:01.370	39.379	43.804	38.187	160.5	25:12.219		
12	2:01.263	39.178	43.568	38.517	160.7	27:30.787	12	2:13.860	39.164	43.842	50.854	145.5	27:26.079		
13	2:03.074	39.333	44.862	38.879	158.3	29:33.861									
5	Christophe MARIOT						BHR	27	Kimi SCHRAMM						DEU
1	3:08.363				103.4	3:08.363	1	2:19.665				139.5	2:19.665		
2	2:42.201	54.285	1:00.375	47.541	120.1	5:50.564	2	3:23.513	46.695			95.7	5:43.178		
3	2:22.345	48.420	50.317	43.608	136.9	8:12.909	3	2:05.580	40.898	45.463	39.219	155.1	7:48.758		
4	2:19.053	46.397	50.601	42.055	140.1	10:31.962	4	2:02.984	39.709	44.327	38.948	158.4	9:51.742		
5	2:16.343	43.289	49.572	43.482	142.9	12:48.305	5	2:03.418	40.143	44.296	38.979	157.9	11:55.160		
6	2:17.990	44.134	50.762	43.094	141.2	15:06.295	6	2:02.696	39.367	44.524	38.805	158.8	13:57.856		
7	5:40.499	43.142			57.2	20:46.794	7	2:09.228	40.176	45.295	43.757	150.8	16:07.084		
8	2:11.692	42.440	48.872	40.380	147.9	22:58.486	8	2:02.768	39.771	44.382	38.615	158.7	18:09.852		
9	2:15.633	41.400	49.296	44.937	143.6	25:14.119	9	2:02.618	39.455	44.464	38.699	158.9	20:12.470		
10	2:09.722	41.575	47.237	40.910	150.2	27:23.841									
11	2:09.452	41.214	47.505	40.733	150.5	29:33.293									



Bahrain
17th-19th Nov 2016



MRF Challenge

6 Hours of Bahrain

Free Practice 1

Analysis

Personal Best Session Best B Crossing the finish line in pit lane

Lap	Time	Sector 1	Sector 2	Sector 3	Kph	Elapsed
10	2:04.206	40.700	44.730	38.776	156.9	22:16.676
11	2:01.738	39.543	43.846	38.349	160.0	24:18.414
12	2:01.954	39.699	43.939	38.316	159.8	26:20.368
13	2:02.838	39.493	44.359	38.986	158.6	28:23.206
14	2:07.518	40.469	44.899	42.150	152.8	30:30.724

28 Pavan RAVISHANKER		SIN				
1	2:43.474				119.2	2:43.474
2	5:13.251	44.249			62.2	7:56.725

43 Pedro CARDOSO		BRA				
1	2:15.168				144.1	2:15.168
2	2:18.458	45.100	52.042	41.316	140.7	4:33.626
3	2:09.630	42.157	47.863	39.610	150.3	6:43.256
4	2:08.290	40.719	48.375	39.196	151.9	8:51.546
5	2:04.080	39.987	44.952	39.141	157.0	10:55.626
6	2:03.958	40.182	44.891	38.885	157.2	12:59.584
7	2:05.792	39.981	46.195	39.616	154.9	15:05.376
8	2:03.895	40.034	44.884	38.977	157.3	17:09.271
9	4:43.160	39.929			68.8	21:52.431
10	2:04.149	40.028	45.026	39.095	156.9	23:56.580
11	2:03.705	40.057	44.707	38.941	157.5	26:00.285
12	2:05.475	39.860	44.580	41.035	155.3	28:05.760
13	2:03.080	39.740	44.395	38.945	158.3	30:08.840

44 Juri VIPS		EST				
1	2:14.387				145.0	2:14.387
2	3:14.812	44.853			100.0	5:29.199
3	2:04.472	40.198	45.104	39.170	156.5	7:33.671
4	2:04.795	41.673	44.612	38.510	156.1	9:38.466
5	2:02.680	39.615	44.333	38.732	158.8	11:41.146
6	2:02.158	39.869	44.101	38.188	159.5	13:43.304
7	2:01.937	39.342	44.134	38.461	159.8	15:45.241
8	2:02.365	39.852	44.112	38.401	159.2	17:47.606
9	2:01.699	39.485	43.843	38.371	160.1	19:49.305
10	2:21.173	56.429	46.035	38.709	138.0	22:10.478
11	2:02.765	39.667	44.434	38.664	158.7	24:13.243
12	2:02.862	39.417	44.175	39.270	158.6	26:16.105
13	2:02.219	39.370	44.141	38.708	159.4	28:18.324
14	2:02.665	39.398	44.520	38.747	158.8	30:20.989

51 Toby SOWERY		GBR				
1	2:24.540				134.8	2:24.540
2	2:09.034	42.599	47.158	39.277	151.0	4:33.574
3	2:03.705	40.121	45.113	38.471	157.5	6:37.279
4	2:02.473	39.787	44.211	38.475	159.1	8:39.752
5	2:02.583	39.798	44.292	38.493	158.9	10:42.335
6	2:04.565	39.511	44.980	40.074	156.4	12:46.900
7	2:05.097	41.637	44.731	38.729	155.7	14:51.997
8	5:33.950	40.609			58.3	20:25.947
9	2:10.529	43.192	46.607	40.730	149.3	22:36.476

78 Yoshiaki KATAYAMA		JPN				
1	2:16.933				142.3	2:16.933
2	2:16.104	44.243	49.147	42.714	143.1	4:33.037
3	2:11.931	43.753	47.140	41.038	147.7	6:44.968
4	2:08.068	41.831	46.452	39.785	152.1	8:53.036
5	2:06.595	40.751	45.907	39.937	153.9	10:59.631
6	2:05.353	40.519	45.125	39.709	155.4	13:04.984
7	2:06.331	41.251	45.379	39.701	154.2	15:11.315
8	5:37.073	40.360			57.8	20:48.388
9	2:07.702	41.187	47.102	39.413	152.6	22:56.090
10	2:04.815	40.232	45.109	39.474	156.1	25:00.905
11	2:04.279	40.383	45.150	38.746	156.8	27:05.184
12	2:04.681	40.000	45.426	39.255	156.3	29:09.865
13	2:05.171	40.225	45.747	39.199	155.7	31:15.036

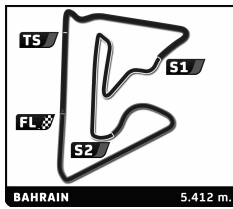
83 Manuel MALDONADO		VEN				
1	2:27.328				132.2	2:27.328
2	2:18.478	45.222	50.710	42.546	140.7	4:45.806
3	2:07.539	41.102	46.321	40.116	152.8	6:53.345
4	2:07.068	40.998	46.350	39.720	153.3	9:00.413
5	2:05.754	40.909	44.997	39.848	154.9	11:06.167
6	2:05.132	40.501	45.035	39.596	155.7	13:11.299
7	2:04.307	40.172	45.042	39.093	156.7	15:15.606
8	2:05.471	40.191	45.907	39.373	155.3	17:21.077
9	2:03.765	40.172	44.835	38.758	157.4	19:24.842
10	2:03.357	39.674	44.398	39.285	157.9	21:28.199
11	2:03.630	40.085	44.658	38.887	157.6	23:31.829
12	2:03.573	39.773	44.428	39.372	157.7	25:35.402
13	2:03.440	39.776	44.826	38.838	157.8	27:38.842
14	2:03.167	39.742	44.823	38.602	158.2	29:42.009
15	2:09.862	42.957	48.130	38.775	150.0	31:51.871

96 Joey MAWSON		AUS				
1	1:59.628				162.9	1:59.628
2	2:06.801	41.338	46.129	39.334	153.7	4:06.429
3	2:03.987	40.412	44.742	38.833	157.1	6:10.416
4	2:02.908	39.460	44.348	39.100	158.5	8:13.324
5	2:01.876	39.500	44.050	38.326	159.9	10:15.200
6	2:38.612	39.958	44.873	1:13.781	122.8	12:53.812
7	2:02.443	39.641	44.459	38.343	159.1	14:56.255
8	2:02.202	39.672	43.893	38.637	159.4	16:58.457
9	2:02.359	39.478	44.125	38.756	159.2	19:00.816
10	4:59.537	39.535			65.0	24:00.353
11	2:02.444	39.731	44.165	38.548	159.1	26:02.797
12	2:02.052	39.633	44.052	38.367	159.6	28:04.849
13	2:02.014	39.578	44.119	38.317	159.7	30:06.863

97 Bruna TOMASELLI		BRA				
1	2:20.269				138.9	2:20.269
2	2:16.253	44.259	50.678	41.316	143.0	4:36.522
3	3:54.782	41.290			83.0	8:31.304



Bahrain
17th-19th Nov 2016



MRF Challenge

6 Hours of Bahrain

Free Practice 1

Analysis

■ Personal Best ■ Session Best B Crossing the finish line in pit lane

Lap	Time	Sector 1	Sector 2	Sector 3	Kph	Elapsed	Lap	Time	Sector 1	Sector 2	Sector 3	Kph	Elapsed
4	2:12.552	45.805	46.449	40.298	147.0	10:43.856							
5	2:05.795	40.695	45.355	39.745	154.9	12:49.651							
6	2:05.894	41.389	44.943	39.562	154.8	14:55.545							
7	2:05.812	40.956	45.771	39.085	154.9	17:01.357							
8	2:04.444	40.125	45.056	39.263	156.6	19:05.801							
9	6:37.671	42.131			49.0	25:43.472							
10	2:07.878	41.757	46.789	39.332	152.4	27:51.350							
11	2:07.225	42.797	45.305	39.123	153.1	29:58.575							
12	2:04.359	40.656	45.025	38.678	156.7	32:02.934							

99	Ralf ARON	EST				
1	2:06.060	154.6	2:06.060			
2	2:10.163	42.962	47.172	40.029	149.7	4:16.223
3	2:04.463	39.931	45.309	39.223	156.5	6:20.686
4	2:04.163	40.092	44.583	39.488	156.9	8:24.849
5	2:03.079	39.638	44.672	38.769	158.3	10:27.928
6	2:05.884	39.458	45.985	40.441	154.8	12:33.812
7	2:02.112	39.591	44.012	38.509	159.6	14:35.924
8	2:04.850	39.395	46.869	38.586	156.1	16:40.774
9	5:51.893	39.662			55.4	22:32.667
10	2:02.342	39.634	44.102	38.606	159.3	24:35.009
11	2:01.942	39.415	43.920	38.607	159.8	26:36.951
12	2:01.451	39.534	43.648	38.269	160.4	28:38.402
13	2:01.144	39.345	43.498	38.301	160.8	30:39.546