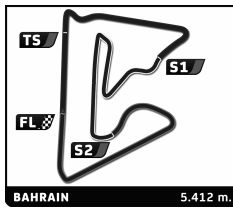




Bahrain
17th-19th Nov 2016



MRF Challenge

6 Hours of Bahrain

Free Practice 2

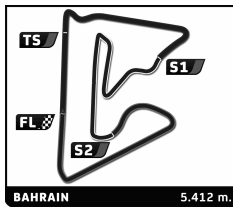
Analysis

■ Personal Best ■ Session Best B Crossing the finish line in pit lane

Lap	Time	Sector 1	Sector 2	Sector 3	Kph	Elapsed	Lap	Time	Sector 1	Sector 2	Sector 3	Kph	Elapsed
2 Rinus VAN KALMTHOUT NLD							6	2:13.782	42.735	49.083	41.964	145.6	17:52.584
1	2:03.364				157.9	2:03.364	7	2:16.801	44.211	50.415	42.175	142.4	20:09.385
2	2:05.884	40.792	45.818	39.274	154.8	4:09.248	8	2:11.479	42.176	47.841	41.462	148.2	22:20.864
3	2:03.322	39.927	44.407	38.988	158.0	6:12.570	9	2:12.520	43.134	47.953	41.433	147.0	24:33.384
4	2:06.071	42.249	45.043	38.779	154.5	8:18.641	10	2:14.452	42.156	49.754	42.542	144.9	26:47.836
5	6:45.884	40.469			48.0	15:04.525	11	2:13.142	42.164	49.611	41.367	146.3	29:00.978
6	2:04.837	41.033	44.789	39.015	156.1	17:09.362	12	2:17.477	42.599	52.586	42.292	141.7	31:18.455
7	2:02.863	40.017	44.305	38.541	158.6	19:12.225	11 Felipe DRUGOVICH BRA						
8	2:01.527	39.569	43.666	38.292	160.3	21:13.752	1	1:54.253				170.5	1:54.253
9	2:01.225	39.401	43.753	38.071	160.7	23:14.977	2	2:07.190	42.783	45.271	39.136	153.2	4:01.443
10	2:02.212	39.302	43.936	38.974	159.4	25:17.189	3	2:03.117	40.069	44.282	38.766	158.2	6:04.560
11	2:01.760	39.726	43.868	38.166	160.0	27:18.949	4	2:02.553	39.908	43.967	38.678	159.0	8:07.113
12	2:01.394	39.382	43.746	38.266	160.5	29:20.343	5	2:43.315	39.778	1:24.734	38.803	119.3	10:50.428
13	2:00.964	39.308	43.656	38.000	161.1	31:21.307	6	2:02.849	40.041	44.281	38.527	158.6	12:53.277
3 Dylan YOUNG AUS							7	2:03.917	40.049	44.691	39.177	157.2	14:57.194
1	1:42.205				190.6	1:42.205	8	2:03.371	39.752	45.012	38.607	157.9	17:00.565
2	2:13.415	45.358	46.962	41.095	146.0	3:55.620	9	2:02.745	39.754	44.349	38.642	158.7	19:03.310
3	2:05.966	40.765	45.665	39.536	154.7	6:01.586	10	6:52.234	39.784			47.3	25:55.544
4	2:04.763	40.267	45.388	39.108	156.2	8:06.349	11	2:05.369	41.674	45.053	38.642	155.4	28:00.913
5	2:09.158	40.786	49.173	39.199	150.8	10:15.507	12	2:02.993	40.114	44.362	38.517	158.4	30:03.906
6	2:04.205	40.083	45.201	38.921	156.9	12:19.712	13 Bobby EBERLE USA						
7	2:03.009	39.727	44.777	38.505	158.4	14:22.721	1	2:05.711				155.0	2:05.711
8	2:02.897	39.592	44.697	38.608	158.5	16:25.618	2	2:12.076	43.459	47.100	41.517	147.5	4:17.787
9	6:53.048	40.225			47.2	23:18.666	3	2:09.105	42.057	46.320	40.728	150.9	6:26.892
10	2:06.481	41.247	45.870	39.364	154.0	25:25.147	4	2:08.243	41.833	45.985	40.425	151.9	8:35.135
11	2:02.692	39.740	44.574	38.378	158.8	27:27.839	5	2:07.934	41.627	45.778	40.529	152.3	10:43.069
12	2:02.247	39.486	44.199	38.562	159.4	29:30.086	6	2:07.368	41.047	45.755	40.566	153.0	12:50.437
13	2:01.797	39.278	44.276	38.243	160.0	31:31.883	7	2:06.615	40.971	45.485	40.159	153.9	14:57.052
4 Harrison NEWAY GBR							8	2:12.043	43.291			147.6	17:09.095
1	1:40.647				193.6	1:40.647	9	2:08.051	42.127	45.680	40.244	152.2	19:17.146
2	2:06.527	41.417	45.481	39.629	154.0	3:47.174	10	2:06.146	40.806	45.263	40.077	154.4	21:23.292
3	2:03.221	40.457	44.077	38.687	158.1	5:50.395	11	2:07.266	40.384	46.875	40.007	153.1	23:30.558
4	2:02.140	39.516	43.837	38.787	159.5	7:52.535	12	2:05.777	40.451	45.390	39.936	154.9	25:36.335
5	2:02.138	39.416	43.725	38.997	159.5	9:54.673	13	2:06.035	41.197	45.301	39.537	154.6	27:42.370
6	2:01.973	39.410	43.915	38.648	159.7	11:56.646	14	2:05.920	40.701	45.316	39.903	154.7	29:48.290
7	2:02.036	39.496	43.917	38.623	159.7	13:58.682	15	2:05.426	40.611	44.975	39.840	155.3	31:53.716
8	2:02.103	39.478	44.147	38.478	159.6	16:00.785	25 Mick SCHUMACHER DEU						
9	6:43.277	39.201			48.3	22:44.062	1	1:36.192				202.5	1:36.192
10	2:02.745	39.852			158.7	24:46.807	2	2:08.089	42.538	46.783	38.768	152.1	3:44.281
11	2:02.812	40.155	44.105	38.552	158.6	26:49.619	3	2:01.823	39.580	43.840	38.403	159.9	5:46.104
12	2:04.606	40.810	45.379	38.417	156.4	28:54.225	4	2:02.021	39.695	43.938	38.388	159.7	7:48.125
13	2:01.629	39.386	43.999	38.244	160.2	30:55.854	5	2:11.967	39.379			147.6	10:00.092
5 Christophe MARIOT BHR							6	2:01.733	39.692	43.824	38.217	160.0	12:01.825
1	2:22.551				136.7	2:22.551	7	6:50.928	39.437			47.4	18:52.753
2	2:21.683	48.407	50.454	42.822	137.5	4:44.234	8	2:04.334	41.481	44.215	38.638	156.7	20:57.087
3	2:17.736	45.636	50.276	41.824	141.5	7:01.970	9	2:01.653	40.275	43.385	37.993	160.2	22:58.740
4	2:18.150	42.954	52.901	42.295	141.0	9:20.120	10	2:01.411	39.247	43.757	38.407	160.5	25:00.151
5	6:18.682	44.120			51.5	15:38.802	11	2:00.497	39.213	43.304	37.980	161.7	27:00.648
							12	2:00.467	39.062	43.506	37.899	161.7	29:01.115
							13	2:00.908	39.511	43.437	37.960	161.1	31:02.023



Bahrain
17th-19th Nov 2016



MRF Challenge

6 Hours of Bahrain

Free Practice 2

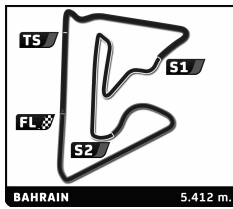
Analysis

■ Personal Best ■ Session Best B Crossing the finish line in pit lane

Lap	Time	Sector 1	Sector 2	Sector 3	Kph	Elapsed	Lap	Time	Sector 1	Sector 2	Sector 3	Kph	Elapsed
27	Kimi SCHRAMM												
1	1:37.014				200.8	1:37.014	9	2:24.013	40.899	52.330	50.784	135.3	20:12.407
2	3:02.867	41.213			106.5	4:39.881	10	8:26.348	39.905			38.5	28:38.755
3	2:03.563	40.091	44.495	38.977	157.7	6:43.444	11	2:03.057	39.958	44.325	38.774	158.3	30:41.812
4	2:03.819	39.839	44.735	39.245	157.4	8:47.263							
5	2:04.813	41.149	44.654	39.010	156.1	10:52.076							
6	2:02.935	39.818	44.328	38.789	158.5	12:55.011							
7	2:03.032	39.806	44.383	38.843	158.4	14:58.043							
8	2:04.098	40.423	44.843	38.832	157.0	17:02.141							
9	2:03.695	39.709	44.536	39.450	157.5	19:05.836							
10	2:04.837	40.326	45.435	39.076	156.1	21:10.673							
11	7:16.119	40.026			44.7	28:26.792							
12	2:03.827	40.242	44.631	38.954	157.3	30:30.619							
51	Toby SOWERY												
1	6:04.089					6:04.089						53.5	6:04.089
2	2:06.289	40.984	46.141	39.164	154.3	8:10.378							
3	2:03.710	40.289	44.725	38.696	157.5	10:14.088							
4	2:01.870	39.565	43.923	38.382	159.9	12:15.958							
5	2:01.791	39.379	43.992	38.420	160.0	14:17.749							
6	2:01.945	39.397	44.171	38.377	159.8	16:19.694							
7	2:01.499	39.345	43.875	38.279	160.4	18:21.193							
8	2:02.336	39.754	44.159	38.423	159.3	20:23.529							
9	2:02.486	39.587	44.360	38.539	159.1	22:26.015							
10	2:02.956	39.466	44.399	39.091	158.5	24:28.971							
11	2:03.187	40.134	44.251	38.802	158.2	26:32.158							
12	2:04.005	39.774	45.325	38.906	157.1	28:36.163							
13	2:02.988	39.843	44.359	38.786	158.4	30:39.151							
78	Yoshiaki KATAYAMA												
1	1:58.978					1:58.978						163.8	1:58.978
2	2:11.548	42.743	48.475	40.330	148.1	4:10.526							
3	2:04.240	40.414	44.600	39.226	156.8	6:14.766							
4	2:04.727	40.283	45.121	39.323	156.2	8:19.493							
5	7:08.303	40.492			45.5	15:27.796							
6	2:07.678	42.042	45.382	40.254	152.6	17:35.474							
7	2:04.108	40.617	44.538	38.953	157.0	19:39.582							
8	2:14.909	40.199	44.655	50.055	144.4	21:54.491							
9	2:03.466	40.320	44.130	39.016	157.8	23:57.957							
10	2:03.228	40.104	44.128	38.996	158.1	26:01.185							
11	2:03.135	40.051	44.219	38.865	158.2	28:04.320							
12	2:03.584	40.219	44.462	38.903	157.7	30:07.904							
43	Pedro CARDOSO												
1	1:59.588				162.9	1:59.588							
2	2:06.296	41.778	44.955	39.563	154.3	4:05.884							
3	2:04.219	40.250	44.762	39.207	156.8	6:10.103							
4	2:03.331	40.026	44.253	39.052	158.0	8:13.434							
5	2:54.822	39.788			111.4	11:08.256							
6	2:03.247	40.185	44.264	38.798	158.1	13:11.503							
7	2:03.168	39.962	44.261	38.945	158.2	15:14.671							
8	2:34.800	41.457	1:02.127	51.216	125.9	17:49.471							
9	2:03.595	40.225	44.549	38.821	157.6	19:53.066							
10	2:03.808	39.962	44.866	38.980	157.4	21:56.874							
11	2:03.211	39.696	44.611	38.904	158.1	24:00.085							
12	2:03.219	39.757	44.531	38.931	158.1	26:03.304							
13	2:03.844	40.097	44.577	39.170	157.3	28:07.148							
14	2:03.799	40.049	44.908	38.842	157.4	30:10.947							
83	Manuel MALDONADO												
1	1:44.297					1:44.297						186.8	1:44.297
2	2:07.380	41.946	45.609	39.825	153.0	3:51.677							
3	2:05.970	40.130	46.321	39.519	154.7	5:57.647							
4	2:03.153	39.707	44.511	38.935	158.2	8:00.800							
5	2:04.163	40.037	45.036	39.090	156.9	10:04.963							
6	2:03.203	39.751	44.670	38.782	158.1	12:08.166							
7	2:03.871	39.900	44.786	39.185	157.3	14:12.037							
8	2:02.757	39.482	44.675	38.600	158.7	16:14.794							
9	5:53.701	39.873			55.1	22:08.495							
10	2:07.180	41.941	46.071	39.168	153.2	24:15.675							
11	2:03.099	40.115	44.373	38.611	158.3	26:18.774							
12	2:02.541	39.396	44.722	38.423	159.0	28:21.315							
13	2:01.717	39.520	44.079	38.118	160.1	30:23.032							
96	Joey MAWSON												
1	1:44.431					1:44.431						186.6	1:44.431
2	2:04.736	40.922	44.881	38.933	156.2	3:49.167							
3	2:02.669	39.999	44.032	38.638	158.8	5:51.836							



Bahrain
17th-19th Nov 2016



MRF Challenge

6 Hours of Bahrain

Free Practice 2

Analysis

■ Personal Best ■ Session Best B Crossing the finish line in pit lane

Lap	Time	Sector 1	Sector 2	Sector 3	Kph	Elapsed	Lap	Time	Sector 1	Sector 2	Sector 3	Kph	Elapsed
4	2:02.595	39.709	44.408	38.478	158.9	7:54.431							
5	2:02.321	39.493	43.862	38.966	159.3	9:56.752							
6	6:11.814	39.660			52.4	16:08.566							
7	2:03.307	40.335	44.543	38.429	158.0	18:11.873							
8	2:01.215	39.603	43.419	38.193	160.7	20:13.088							
9	2:07.010	43.803	44.139	39.068	153.4	22:20.098							
10	2:01.275	39.547	43.424	38.304	160.7	24:21.373							
11	2:01.192	39.185	43.465	38.542	160.8	26:22.565							
12	2:01.428	39.151			160.5	28:23.993							
13	2:00.586	39.191	43.354	38.041	161.6	30:24.579							

97 Bruna TOMASELLI BRA

1	2:08.941				151.1	2:08.941
2	2:09.010	42.677	46.404	39.929	151.0	4:17.951
3	2:05.662	40.985	45.115	39.562	155.0	6:23.613
4	2:04.692	40.666	44.797	39.229	156.3	8:28.305
5	2:05.139	41.281	44.656	39.202	155.7	10:33.444
6	2:04.358	40.890	44.436	39.032	156.7	12:37.802
7	2:03.400	40.301	44.376	38.723	157.9	14:41.202
8	5:08.959	40.315			63.1	19:50.161
9	2:25.414	41.054	1:04.868	39.492	134.0	22:15.575
10	2:03.761	40.238	44.677	38.846	157.4	24:19.336
11	2:04.684	39.983	44.131	40.570	156.3	26:24.020
12	2:07.383	42.943	45.528	38.912	152.9	28:31.403
13	2:04.820	40.072	45.226	39.522	156.1	30:36.223

99 Ralf ARON EST

1	1:58.374				164.6	1:58.374
2	2:05.367	40.947	45.305	39.115	155.4	4:03.741
3	2:02.171	39.526	44.035	38.610	159.5	6:05.912
4	2:02.965	39.790	44.645	38.530	158.4	8:08.877
5	2:03.632	39.338	46.014	38.280	157.6	10:12.509
6	2:02.153	39.305	43.756	39.092	159.5	12:14.662
7	2:01.428	39.472	43.820	38.136	160.5	14:16.090
8	8:14.545	39.293			39.4	22:30.635
9	2:04.413	40.923	45.133	38.357	156.6	24:35.048
10	2:05.732	40.835	45.489	39.408	155.0	26:40.780
11	2:00.889	39.543	43.342	38.004	161.2	28:41.669
12	2:00.957	39.219	43.602	38.136	161.1	30:42.626