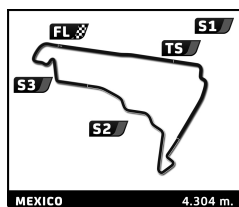


FIA WEC
6 Hours of Mexico
Free Practice 1

Sector Analysis

■ Personal Best ■ Session Best B Crossing the finish line in pit lane

Lap	D	Time	Sector 1	Sector 2	Sector 3	T. Spd	Elapsed	Lap	D	Time	Sector 1	Sector 2	Sector 3	T. Spd	Elapsed
1 Porsche LMP Team 1.Neel JANI 3.Nick TANDY Porsche 919 Hybrid LMP1 - H 2.André LOTTERER								5 3 1:41.007 33.716 41.117 26.174 270.7 14:02.351 6 3 1:40.676 33.729 40.638 26.309 268.0 15:43.027 7 3 1:40.966 33.860 40.820 26.286 268.7 17:23.993 8 3 1:49.346 B 34.039 43.385 31.922 269.3 19:13.339 9 3 3:48.892 2:35.962 44.134 28.796 241.1 23:02.231 10 3 1:48.101 34.653 43.400 30.048 274.1 24:50.332 11 3 1:45.954 34.835 42.628 28.491 270.7 26:36.286 12 3 1:44.025 34.598 41.907 27.520 267.3 28:20.311 13 3 1:44.729 34.700 42.197 27.832 264.7 30:05.040 14 3 1:44.166 33.581 41.805 28.780 273.4 31:49.206 15 3 1:55.553 B 33.695 46.462 35.396 276.9 33:44.759 16 1 10:27.679 9:20.141 39.514 28.024 221.3 44:12.438 17 1 1:36.526 32.388 37.905 26.233 277.6 45:48.964 18 1 1:33.755 31.702 36.530 25.523 288.0 47:22.719 19 1 1:32.701 31.294 36.696 24.711 287.2 48:55.420 20 1 1:32.606 31.423 36.305 24.878 286.5 50:28.026 21 1 1:29.750 31.371 35.026 23.353 269.3 51:57.776 22 1 1:33.535 31.697 36.872 24.966 272.7 53:31.311 23 1 1:29.020 30.940 34.888 23.192 279.8 55:00.331 24 1 1:32.364 31.417 35.254 25.693 261.5 56:32.695 25 1 1:30.697 31.648 35.963 23.086 274.8 58:03.392 26 1 1:31.382 30.993 34.934 25.455 283.5 59:34.774 27 1 1:36.793 B 30.632 36.685 29.476 289.5 1:01:11.567 28 1 2:13.216 1:13.583 35.700 23.933 238.9 1:03:24.783 29 1 1:28.479 31.038 34.097 23.344 274.1 1:04:53.262 30 1 1:27.848 30.782 34.783 22.283 275.5 1:06:21.110 31 1 1:30.736 30.890 35.510 24.336 278.4 1:07:51.846 32 1 1:29.880 30.939 36.627 22.314 271.4 1:09:21.726 33 1 1:28.641 30.708 35.067 22.866 275.5 1:10:50.367 34 1 1:33.889 B 30.384 34.165 29.340 281.2 1:12:24.256 35 2 3:18.564 2:18.504 35.730 24.330 242.2 1:15:42.820 36 2 1:29.707 31.514 35.659 22.534 280.5 1:17:12.527 37 2 1:28.006 30.765 34.587 22.654 292.7 1:18:40.533 38 2 1:29.293 30.706 35.806 22.781 279.1 1:20:09.826 39 2 1:28.539 30.690 35.665 22.184 280.5 1:21:38.365 40 2 1:28.567 31.980 34.334 22.253 280.5 1:23:06.932 41 2 1:27.675 30.752 34.550 22.373 280.5 1:24:34.607 42 2 1:29.769 31.468 35.097 23.204 284.2 1:26:04.376 43 2 1:31.491 B 29.824 35.089 26.578 292.7 1:27:35.867 44 3 3:10.412 2:10.017 36.386 24.009 261.5 1:30:46.279							
2 Porsche LMP Team 1.Timo BERNHARD 3.Brendon HARTLEY Porsche 919 Hybrid LMP1 - H 2.Earl BAMBER								7 Toyota Gazoo Racing 1.Mike CONWAY 3.Jose Maria LOPEZ Toyota TS050 - Hybrid LMP1 - H 2.Kamui KOBAYASHI							
1 3 2:09.870 B 47.660 46.478 35.732 227.4 2:09.870 2 3 6:46.912 5:37.402 42.135 27.375 237.4 8:56.782 3 3 1:43.580 34.822 41.963 26.795 258.4 10:40.362 4 3 1:40.982 34.147 40.454 26.381 267.3 12:21.344								1 1 2:31.549 1:12.469 49.097 29.983 99.5 2:31.549 2 1 1:51.053 36.599 45.214 29.240 233.3 4:22.602 3 1 1:47.199 35.223 44.220 27.756 251.7 6:09.801 4 1 1:45.085 34.431 42.633 28.021 262.1 7:54.886 5 1 1:43.216 34.287 41.861 27.068 269.3 9:38.102 6 1 1:46.503 33.740 41.777 30.986 275.5 11:24.605 7 1 1:47.518 34.801 43.995 28.722 272.0 13:12.123 8 1 1:48.852 B 33.812 42.587 32.453 277.6 15:00.975 9 3 19:47.869 ... 42.941 27.779 104.9 34:48.844 10 3 1:45.736 34.966 43.703 27.067 253.5 36:34.580 11 3 1:39.596 33.140 39.624 26.832 274.8 38:14.176 12 3 1:44.350 B 32.879 39.310 32.161 274.8 39:58.526 13 3 2:30.546 1:25.110 39.011 26.425 241.1 42:29.072 14 3 1:35.774 32.058 37.464 26.252 275.5 44:04.846							

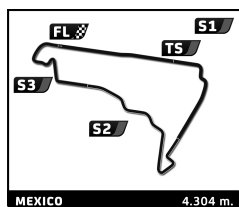


FIA WEC
6 Hours of Mexico
Free Practice 1

Sector Analysis

Personal Best Session Best B Crossing the finish line in pit lane

Lap	D	Time	Sector 1	Sector 2	Sector 3	T. Spd	Elapsed	Lap	D	Time	Sector 1	Sector 2	Sector 3	T. Spd	Elapsed
15	3	1:35.564	31.707	37.799	26.058	281.2	45:40.410	34	3	1:34.136 B	30.549	35.415	28.172	294.3	1:06:34.101
16	3	1:33.032	31.412	36.085	25.535	283.5	47:13.442	35	2	5:39.554	4:34.992	40.114	24.448	64.3	1:12:13.655
17	3	1:35.387	31.893	37.889	25.605	276.9	48:48.829	36	2	1:33.228	31.748	36.271	25.209	276.2	1:13:46.883
18	3	1:32.751	31.982	36.017	24.752	280.5	50:21.580	37	2	1:30.704	31.719	35.498	23.487	274.8	1:15:17.587
19	3	1:36.475 B	31.267	35.638	29.570	284.2	51:58.055	38	2	1:31.631	31.297	36.704	23.630	282.0	1:16:49.218
20	3	14:18.156	...	38.660	25.488	203.4	1:06:16.211	39	2	1:31.910	31.129	37.493	23.288	281.2	1:18:21.128
21	3	1:32.649	31.404	37.584	23.661	288.0	1:07:48.860	40	2	1:29.357	31.037	35.419	22.901	282.0	1:19:50.485
22	3	1:29.183	30.649	35.405	23.129	292.7	1:09:18.043	41	2	1:35.501 B	30.722	35.466	29.313	299.2	1:21:25.986
23	3	1:36.957 B	30.723	37.805	28.429	295.9	1:10:55.000	42	1	2:31.718	1:31.656	36.324	23.738	247.1	1:23:57.704
24	2	2:35.580	1:34.395	37.229	23.956	252.9	1:13:30.580	43	1	1:29.131	30.679	35.080	23.372	296.7	1:25:26.835
25	2	1:31.920	31.402	36.543	23.975	290.3	1:15:02.500	44	1	1:41.602 B	30.894	39.739	30.969	295.1	1:27:08.437
26	2	1:29.863	31.152	35.225	23.486	292.7	1:16:32.363	13 Vaillante Rebellion Oreca 07 - Gibson LMP2							
27	2	1:29.054	30.892	34.879	23.283	287.2	1:18:01.417	1. Mathias BECHE 3. Nelson PIQUET JR							
28	2	1:31.363	30.809	35.191	25.363	285.7	1:19:32.780	2. David HEINEMEIER HANS:							
29	2	1:32.221	30.819	37.539	23.863	286.5	1:21:05.001	1	3	2:19.979 B	55.064	48.550	36.365	181.5	2:19.979
30	2	1:32.696 B	30.457	35.109	27.130	297.5	1:22:37.697	2	3	5:42.618	4:27.187	46.045	29.386	209.3	8:02.597
31	1	2:33.669	1:31.438	38.260	23.971	250.6	1:25:11.366	3	3	1:52.996	38.081	45.788	29.127	261.5	9:55.593
32	1	1:30.491	30.940	36.039	23.512	292.7	1:26:41.857	4	3	1:52.159	37.699	45.163	29.297	271.4	11:47.752
33	1	1:30.900	31.165	35.488	24.247	299.2	1:28:12.757	5	3	1:57.831 B	38.416	45.306	34.109	229.8	13:45.583
34	1	1:29.036	30.994	35.113	22.929	293.5	1:29:41.793	6	3	6:34.694	5:18.373	46.715	29.606	207.3	20:20.277
35	1	1:28.029	30.512	34.845	22.672	294.3	1:31:09.822	7	3	1:52.293	37.691	45.363	29.239	274.8	22:12.570
8 Toyota Gazoo Racing Toyota TS050 - Hybrid								1. Sébastien BUEMI 3. Kazuki NAKAJIMA LMP1 - H							
2. Anthony DAVIDSON															
1	1	3:34.788	2:21.846	44.986	27.956	210.9	3:34.788	8	3	1:51.188	37.610	44.873	28.705	276.2	24:03.758
2	1	1:45.248	34.466	43.442	27.340	268.0	5:20.036	9	3	1:50.343	37.263	44.373	28.707	276.2	25:54.101
3	1	1:45.973	34.418	44.188	27.367	269.3	7:06.009	10	3	1:56.007 B	37.066	45.084	33.857	276.2	27:50.108
4	1	1:41.797	33.703	41.396	26.698	269.3	8:47.806	11	1	4:56.983	3:37.738	46.196	33.049	206.1	32:47.091
5	1	1:40.946	33.448	40.960	26.538	270.7	10:28.752	12	1	1:52.347	37.411	45.144	29.792	265.4	34:39.438
6	1	1:40.641	33.266	40.739	26.636	275.5	12:09.393	13	1	1:48.243	36.369	42.729	29.145	275.5	36:27.681
7	1	1:42.233	34.944	40.921	26.368	287.2	13:51.626	14	1	1:48.452	36.128	43.328	28.996	276.9	38:16.133
8	1	1:47.733 B	34.004	42.205	31.524	278.4	15:39.359	15	1	1:47.121	35.633	43.166	28.322	278.4	40:03.254
9	2	7:27.818	6:15.650	44.594	27.574	88.5	23:07.177	16	1	1:45.264	35.524	41.026	28.714	278.4	41:48.518
10	2	1:43.751	33.949	42.523	27.279	265.4	24:50.928	17	1	1:46.536	35.433	40.912	30.191	277.6	43:35.054
11	2	1:45.695	34.756	42.583	28.356	238.9	26:36.623	18	1	1:44.820	35.072	40.201	29.547	278.4	45:19.874
12	2	1:43.884	34.740	42.020	27.124	247.7	28:20.507	19	1	1:43.704	35.344	40.431	27.929	278.4	47:03.578
13	2	1:42.818	33.848	42.407	26.563	279.8	30:03.325	20	1	1:43.043	34.894	40.182	27.967	279.8	48:46.621
14	2	1:41.362	33.232	41.453	26.677	280.5	31:44.687	21	1	1:42.410	35.187	40.028	27.195	278.4	50:29.031
15	2	1:40.590	33.058	40.277	27.255	278.4	33:25.277	22	1	1:48.430 B	35.081	40.635	32.714	279.1	52:17.461
16	2	1:45.139 B	32.384	40.292	32.463	304.2	35:10.416	23	1	5:53.674	4:48.016	39.861	25.797	237.9	58:11.135
17	3	2:48.266	1:37.533	43.274	27.459	251.7	37:58.682	24	1	1:38.046	34.507	38.648	24.891	277.6	59:49.181
18	3	1:40.617	33.189	40.638	26.790	278.4	39:39.299	25	1	1:37.629	34.056	39.052	24.521	279.1	1:01:26.810
19	3	1:45.731 B	33.616	39.567	32.548	272.0	41:25.030	26	1	1:35.506	34.037	37.254	24.215	279.1	1:03:02.316
20	3	2:22.831	1:19.208	37.423	26.200	253.5	43:47.861	27	1	1:34.932	33.736	36.848	24.348	279.8	1:04:37.248
21	3	1:36.218	31.531	37.283	27.404	285.0	45:24.079	28	1	1:38.993	33.970	39.336	25.687	282.0	1:06:16.241
22	3	1:36.156	31.579	38.065	26.512	285.0	47:00.235	29	1	1:44.571 B	35.227	38.041	31.303	283.5	1:08:00.812
23	3	1:31.899	31.333	35.342	25.224	283.5	48:32.134	30	2	4:14.693	3:06.018	42.324	26.351	221.3	1:12:15.505
24	3	1:31.360	31.091	35.293	24.976	286.5	50:03.494	31	2	1:40.611	35.123	40.143	25.345	250.0	1:13:56.116
25	3	1:31.088	31.246	35.356	24.486	285.0	51:34.582	32	2	1:37.807	34.494	38.759	24.554	279.1	1:15:33.923
26	3	1:40.467 B	30.709	38.681	31.077	297.5	53:15.049	33	2	1:36.704	34.283	37.725	24.696	276.2	1:17:10.627
27	3	2:34.123	1:30.905	36.886	26.332	251.2	55:49.172	34	2	1:36.403	34.563	37.448	24.392	278.4	1:18:47.030
28	3	1:31.662	31.519	36.096	24.047	282.0	57:20.834	35	2	1:36.532	34.140	38.016	24.376	278.4	1:20:23.562
29	3	1:29.668	31.124	35.031	23.513	281.2	58:50.502	36	2	1:37.716	34.135	38.888	24.693	278.4	1:22:01.278
30	3	1:35.879	31.023	38.995	25.861	285.0	1:00:26.381	37	2	1:36.613	34.561	37.551	24.501	279.1	1:23:37.891
31	3	1:33.726	31.753	37.039	24.934	281.2	1:02:00.107	38	2	1:36.296	34.399	37.616	24.281	278.4	1:25:14.187
32	3	1:29.335	31.047	35.204	23.084	283.5	1:03:29.442	39	2	1:36.558	34.107	37.828	24.623	278.4	1:26:50.745
33	3	1:30.523	30.795	35.114	24.614	285.0	1:04:59.965	40	2	1:36.738	34.557	37.677	24.504	281.2	1:28:27.483
								41	2	1:36.311	34.695	37.284	24.332	279.8	1:30:03.794



FIA WEC
6 Hours of Mexico
Free Practice 1

Sector Analysis

Personal Best Session Best B Crossing the finish line in pit lane

Lap	D	Time	Sector 1	Sector 2	Sector 3	T. Spd	Elapsed	Lap	D	Time	Sector 1	Sector 2	Sector 3	T. Spd	Elapsed	
24	CEFC Manor TRS Racing							Oreca 07 - Gibson								
	1. Matthew RAO			3. Jean-Eric VERGNE				LMP2								
	2. Ben HANLEY															
	1	3	7:25.630 B	4:00.772	2:16.324	1:08.534	65.0	7:25.630	23	3	1:35.687	34.002	37.160	24.525	276.9	1:01:49.787
	2	3	12:31.564 B	9:11.682	2:18.361	1:01.521	33.1	19:57.194	24	3	1:49.603 B	36.089	40.899	32.615	279.8	1:03:39.390
	3	3	19:03.135 B	...	55.124	43.126	125.7	39:00.329	25	1	4:13.477	3:02.691	43.388	27.398	179.4	1:07:52.867
	4	3	3:37.748	2:23.932	44.111	29.705	175.9	42:38.077	26	1	1:40.353	36.053	38.675	25.625	276.9	1:09:33.220
	5	3	1:48.328	38.242	41.568	28.518	202.6	44:26.405	27	1	1:38.860	35.236	37.777	25.847	277.6	1:11:12.080
	6	3	1:49.337	37.179	42.964	29.194	215.1	46:15.742	28	1	1:38.055	34.753	37.821	25.481	279.8	1:12:50.135
	7	3	1:46.023	36.349	41.059	28.615	240.0	48:01.765	29	1	1:37.746	34.645	37.934	25.167	279.1	1:14:27.881
	8	3	1:57.366	41.114	48.050	28.202	250.6	49:59.131	30	1	1:38.246	34.707	37.588	25.951	282.0	1:16:06.127
	9	3	1:44.102	36.470	40.391	27.241	260.9	51:43.233	31	1	1:37.095	34.148	38.323	24.624	281.2	1:17:43.222
	10	3	1:58.370 B	39.224	44.952	34.194	276.2	53:41.603	32	1	1:40.312	35.210	37.857	27.245	282.7	1:19:23.534
	11	1	3:13.692	1:59.345	44.712	29.635	227.8	56:55.295	33	1	1:43.506 B	34.499	38.092	30.915	280.5	1:21:07.040
	12	1	1:47.968	37.308	42.698	27.962	272.7	58:43.263	34	2	3:10.353	2:05.950	39.212	25.191	216.4	1:24:17.393
	13	1	1:45.630	36.371	41.133	28.126	273.4	1:00:28.893	35	2	1:37.342	34.441	37.699	25.202	278.4	1:25:54.735
	14	1	1:42.085	36.080	39.941	26.064	276.2	1:02:10.978	36	2	1:36.436	34.406	37.604	24.426	278.4	1:27:31.171
	15	1	1:41.159	34.985	39.862	26.312	280.5	1:03:52.137	37	2	1:37.182	34.072	38.209	24.901	280.5	1:29:08.353
	16	1	1:39.729	34.846	39.329	25.554	279.8	1:05:31.866	38	2	1:36.757	34.262	37.581	24.914	279.8	1:30:45.110
	17	1	1:49.580 B	35.267	42.877	31.436	279.8	1:07:21.446								
	18	2	3:14.354	2:09.047	39.291	26.016	229.8	1:10:35.800								
	19	2	1:40.272	35.989	38.475	25.808	271.4	1:12:16.072								
	20	2	1:38.254	34.782	38.616	24.856	270.0	1:13:54.326								
	21	2	1:36.033	34.273	37.067	24.693	281.2	1:15:30.359								
	22	2	1:35.774	34.150	37.095	24.529	281.2	1:17:06.133								
	23	2	1:44.186 B	34.079	37.007	33.100	281.2	1:18:50.319								
	24	2	4:28.187	3:25.041	38.440	24.706	242.7	1:23:18.506								
	25	2	1:39.209 B	34.153	36.660	28.396	276.2	1:24:57.715								
26	3	3:14.600	2:08.847	38.460	27.293	204.9	1:28:12.315									
27	3	1:39.492	34.763	37.557	27.172	277.6	1:29:51.807									
28	3	1:36.424	34.582	37.164	24.678	276.9	1:31:28.231									
25	CEFC Manor TRS Racing							Oreca 07 - Gibson								
	1. Roberto GONZALEZ			3. Vitaly PETROV				LMP2								
	2. Simon TRUMMER															
	1	2	4:43.643 B	3:09.378	55.445	38.820	98.5	4:43.643	13	3	1:44.116 B	34.441	37.721	31.954	278.4	1:04:34.405
	2	2	9:04.519	7:45.551	48.136	30.832	144.0	13:48.162	14	2	8:09.806	6:50.654	48.144	31.008	237.4	34:07.491
	3	2	1:58.659	40.104	48.358	30.197	251.2	15:46.821	15	2	1:57.727	39.895	47.214	30.618	227.8	36:05.218
	4	2	1:55.053	38.362	46.878	29.813	259.6	17:41.874	16	2	1:58.987 B	38.597	45.812	34.578	207.7	38:04.205
	5	2	1:53.877	38.223	45.844	29.810	262.8	19:35.751	17	2	2:36.153	1:24.047	43.065	29.041	232.3	40:40.358
	6	2	1:59.690 B	38.293	46.368	35.029	264.1	21:35.441	18	2	1:46.899	37.386	41.338	28.175	266.0	42:27.257
	7	2	4:24.106	3:08.111	45.916	30.079	206.5	25:59.547	19	2	1:46.384	36.700	40.761	28.923	264.1	44:13.641
	8	2	1:53.215	37.969	45.594	29.652	272.0	27:52.762	20	2	1:44.417	36.136	40.513	27.768	276.2	45:58.058
	9	2	1:53.656	38.442	45.804	29.410	273.4	29:46.418	21	2	1:44.424	35.608	40.466	28.350	276.9	47:42.482
	10	2	1:58.376 B	37.961	44.908	35.507	272.7	31:44.794	22	2	1:43.318	35.707	40.053	27.558	276.2	49:25.800
	11	2	5:55.027	4:42.201	43.421	29.405	234.8	37:39.821	23	2	1:45.345	36.569	41.303	27.473	269.3	51:11.145
	12	2	1:49.379	36.578	43.162	29.639	273.4	39:29.200	24	2	1:48.165 B	36.152	40.272	31.741	275.5	52:59.310
	13	2	1:59.298 B	36.763	46.104	36.431	274.1	41:28.498	25	1	3:08.080	1:57.804	41.074	29.202	204.2	56:07.390
	14	3	3:44.764	2:33.358	42.710	28.696	238.4	45:13.262	26	1	1:39.419	35.192	38.694	25.533	275.5	57:46.809
	15	3	1:47.116	36.150	42.430	28.536	274.8	47:00.378	27	1	1:44.467	35.973	39.144	29.350	279.1	59:31.276
	16	3	1:49.475 B	35.578	40.329	33.568	273.4	48:49.853	28	1	1:40.475	34.606	39.985	25.884	278.4	1:01:11.751
	17	3	3:05.543	1:52.508	43.207	29.828	238.9	51:55.396	29	1	1:38.538	34.314	38.784	25.440	278.4	1:02:50.289
	18	3	1:41.611	35.107	40.276	26.228	275.5	53:37.007	30	1	1:44.116 B	34.441	37.721	31.954	278.4	1:04:34.405
	19	3	1:39.709	34.475	39.753	25.481	279.1	55:16.716	31	1	8:53.325	7:50.221	38.171	24.933	241.6	1:13:27.730
	20	3	1:38.222	34.158	38.208	25.856	277.6	56:54.938	32	1	1:37.092	34.265	38.056	24.771	279.1	1:15:04.822
	21	3	1:38.465	35.028	38.557	24.880	276.9	58:33.403	33	1	1:36.194	33.926	37.787	24.481	279.8	1:16:41.016
	22	3	1:40.697	33.990	38.862	27.845	277.6	1:00:14.100	34	1	1:37.589	35.802	37.265	24.522	264.7	1:18:18.605
									35	1	1:35.506	33.796	37.445	24.265	278.4	1:19:54.111
									36	1	1:40.282 B	33.836	37.160	29.286	279.8	1:21:34.393
									37	3	2:57.245	1:54.151	38.276	24.818	246.6	1:24:31.638
								38	3	1:37.085	34.189	38.495	24.401	280.5	1:26:08.723	



FIA WEC
6 Hours of Mexico
Free Practice 1

Sector Analysis

Personal Best Session Best B Crossing the finish line in pit lane

Lap	D	Time	Sector 1	Sector 2	Sector 3	T. Spd	Elapsed	Lap	D	Time	Sector 1	Sector 2	Sector 3	T. Spd	Elapsed
39	3	1:35.621	34.262	37.244	24.115	279.8	1:27:44.344	12	2	1:55.186	38.626	46.204	30.356	256.5	31:49.997
40	3	1:36.458	33.690	36.890	25.878	280.5	1:29:20.802	13	2	1:53.335	38.294	45.271	29.770	251.7	33:43.332
41	3	1:36.089	34.528	37.557	24.004	281.2	1:30:56.891	14	2	1:53.606	37.987	45.144	30.475	244.9	35:36.938

28 **TDS Racing**
1. François PERRODO
2. Matthieu VAXIVIERE
3. Emmanuel COLLARD
Oreca 07 - Gibson
LMP2

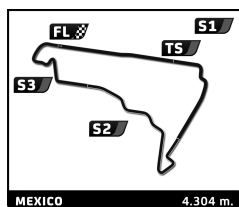
1	3	4:11.253	2:43.338	53.780	34.135	215.6	4:11.253	
2	3	2:01.426	40.848	49.204	31.374	218.2	6:12.679	
3	3	1:57.492	39.539	47.648	30.305	222.2	8:10.171	
4	3	1:57.341	38.484	47.391	31.466	258.4	10:07.512	
5	3	1:56.129	39.072	46.647	30.410	272.7	12:03.641	
6	3	1:54.581	38.093	46.596	29.892	272.0	13:58.222	
7	3	2:00.314	B	38.398	46.550	35.366	272.7	15:58.536
8	2	1:07.420	9:48.496	47.769	31.155	229.3	27:05.956	
9	2	1:56.852	38.804	46.801	31.247	259.0	29:02.808	
10	2	1:53.232	38.300	44.945	29.987	271.4	30:56.040	
11	2	1:54.648	38.166	44.971	31.511	272.0	32:50.688	
12	2	1:53.081	37.767	45.226	30.088	272.0	34:43.769	
13	2	1:57.660	39.481	47.051	31.128	248.3	36:41.429	
14	2	1:58.329	B	37.475	44.406	36.448	272.7	38:39.758
15	2	1:01.826	9:51.334	42.404	28.088	225.0	49:41.584	
16	2	1:43.994	35.471	41.504	27.019	274.8	51:25.578	
17	2	1:44.311	35.219	41.388	27.704	276.2	53:09.889	
18	2	1:41.205	35.391	39.463	26.351	274.8	54:51.094	
19	2	1:46.113	B	35.191	39.623	31.299	275.5	56:37.207
20	1	3:52.274	2:37.629	44.109	30.536	232.3	1:00:29.481	
21	1	1:47.406	37.465	41.232	28.709	270.0	1:02:16.887	
22	1	2:12.745	38.860	1:06.180	27.705	245.5	1:04:29.632	
23	1	1:45.820	36.489	41.494	27.837	274.8	1:06:15.452	
24	1	1:51.855	B	36.513	43.546	31.796	276.2	1:08:07.307
25	1	3:34.225	2:27.111	40.136	26.978	244.3	1:11:41.532	
26	1	1:40.724	35.423	39.513	25.788	278.4	1:13:22.256	
27	1	1:41.284	35.659	39.170	26.455	244.9	1:15:03.540	
28	1	1:40.719	35.730	39.233	25.756	279.1	1:16:44.259	
29	1	1:40.055	34.903	39.880	25.272	279.8	1:18:24.314	
30	1	1:39.038	35.029	38.533	25.476	279.1	1:20:03.352	
31	1	1:38.470	34.773	38.412	25.285	278.4	1:21:41.822	
32	1	1:46.230	B	37.173	39.021	30.036	247.7	1:23:28.052
33	2	2:50.416	1:46.243	38.894	25.279	244.3	1:26:18.468	
34	2	1:37.816	34.141	37.678	25.997	280.5	1:27:56.284	
35	2	1:36.191	34.431	37.347	24.413	279.8	1:29:32.475	
36	2	1:37.660	34.150	37.527	25.983	279.8	1:31:10.135	

31 **Vaillante Rebellion**
1. Julien CANAL
2. Nicolas PROST
3. Bruno SENNA
Oreca 07 - Gibson
LMP2

1	3	2:03.529	46.588	46.989	29.952	203.0	2:03.529	
2	3	1:55.658	38.580	46.959	30.119	266.7	3:59.187	
3	3	2:00.212	B	39.620	45.801	34.791	210.9	5:59.399
4	3	8:27.254	7:09.647	47.605	30.002	226.4	14:26.653	
5	3	1:52.516	37.878	45.701	28.937	272.0	16:19.169	
6	3	1:51.805	36.958	44.995	29.852	276.2	18:10.974	
7	3	1:50.437	36.998	44.513	28.926	276.9	20:01.411	
8	3	1:51.600	37.126	45.660	28.814	276.9	21:53.011	
9	3	1:50.384	36.935	44.607	28.842	276.9	23:43.395	
10	3	1:54.746	B	36.959	44.576	33.211	279.1	25:38.141
11	2	4:16.670	2:57.842	48.036	30.792	231.3	29:54.811	

36 **Signatech Alpine Matmut**
1. Nicolas LAPIERRE
2. Gustavo MENEZES
3. André NEGRÃO
Alpine A470 - Gibson
LMP2

1	3	7:32.327	B	5:19.652	48.632	1:24.043	207.7	7:32.327
2	3	5:33.875	4:15.434	48.025	30.416	219.5	13:06.202	
3	3	2:01.288	38.325	49.754	33.209	243.2	15:07.490	
4	3	1:54.559	39.332	45.810	29.417	240.0	17:02.049	
5	3	1:54.335	37.905	46.977	29.453	255.9	18:56.384	
6	3	1:53.605	37.956	45.587	30.062	246.6	20:49.989	
7	3	1:57.564	B	38.137	45.254	34.173	252.3	22:47.553
8	3	4:37.905	3:24.916	44.452	28.537	211.8	27:25.458	
9	3	1:50.025	37.379	44.061	28.585	267.3	29:15.483	
10	3	1:52.309	37.262	44.821	30.226	273.4	31:07.792	
11	3	1:49.248	36.967	43.557	28.724	274.1	32:57.040	
12	3	1:48.765	37.022	43.292	28.451	273.4	34:45.805	
13	3	1:56.602	B	37.764	45.445	33.393	274.8	36:42.407
14	1	3:59.806	B	2:42.021	43.240	34.545	225.5	40:42.213
15	1	2:49.055	1:37.247	42.219	29.589	191.2	43:31.268	
16	1	1:44.719	35.666	40.943	28.110	275.5	45:15.987	
17	1	1:43.620	35.192	40.754	27.674	275.5	46:59.607	
18	1	1:46.988	B	35.118	39.743	32.127	276.2	48:46.595
19	1	4:23.753	3:15.935	39.793	28.025	242.7	53:10.348	
20	1	1:41.230	35.182	39.722	26.326	276.2	54:51.578	
21	1	1:46.266	B	35.195	39.870	31.201	274.8	56:37.844
22	2	3:46.123	2:40.672	40.071	25.380	221.8	1:00:23.967	
23	2	1:38.289	34.738	38.455	25.096	277.6	1:02:02.256	



FIA WEC
6 Hours of Mexico
Free Practice 1

Sector Analysis

Personal Best Session Best B Crossing the finish line in pit lane

Lap	D	Time	Sector 1	Sector 2	Sector 3	T. Spd	Elapsed	Lap	D	Time	Sector 1	Sector 2	Sector 3	T. Spd	Elapsed
24	2	1:38.784	35.633	38.364	24.787	278.4	1:03:41.040								
25	2	1:38.512	34.079	39.123	25.310	276.9	1:05:19.552								
26	2	1:35.551	34.495	37.156	23.900	276.9	1:06:55.103								
27	2	1:34.715	33.937	36.702	24.076	277.6	1:08:29.818								
28	2	1:39.216	B 34.004	37.032	28.180	277.6	1:10:09.034								
29	3	3:29.712	2:26.221	38.715	24.776	201.5	1:13:38.746								
30	3	1:36.335	34.429	37.398	24.508	276.9	1:15:15.081								
31	3	1:38.496	34.303	39.600	24.593	277.6	1:16:53.577								
32	3	1:35.699	33.917	37.048	24.734	277.6	1:18:29.276								
33	3	1:39.857	34.099	37.166	28.592	276.9	1:20:09.133								
34	3	1:34.912	33.965	36.883	24.064	279.8	1:21:44.045								
35	3	1:40.683	B 34.430	37.974	28.279	279.1	1:23:24.728								
36	1	3:12.806	2:07.947	37.581	27.278	238.9	1:26:37.534								
37	1	1:35.307	33.932	37.052	24.323	276.9	1:28:12.841								
38	1	1:44.539	34.694	44.916	24.929	279.1	1:29:57.380								
39	1	1:34.556	33.861	36.580	24.115	276.2	1:31:31.936								
37 Jackie Chan DC Racing Oreca 07 - Gibson LMP2															
1.David CHENG 3.Tristan GOMMENDY															
2.Alex BRUNDLE															
1	3	3:04.347	1:39.638	52.129	32.580	171.7	3:04.347								
2	3	2:08.807	B 41.599	48.374	38.834	184.9	5:13.154								
3	3	8:31.801	7:14.066	47.362	30.373	201.9	13:44.955								
4	3	1:56.047	39.187	47.105	29.755	228.8	15:41.002								
5	3	1:54.564	39.152	46.107	29.305	254.1	17:35.566								
6	3	1:53.749	38.536	45.962	29.251	260.9	19:29.315								
7	3	1:53.584	38.457	45.687	29.440	260.9	21:22.899								
8	3	1:59.943	B 38.622	45.655	35.666	270.7	23:22.842								
9	3	4:16.529	3:01.410	45.845	29.274	237.9	27:39.371								
10	3	1:55.627	38.485	46.434	30.708	248.3	29:34.998								
11	3	1:58.286	B 38.271	45.538	34.477	271.4	31:33.284								
12	2	4:22.234	2:42.520	46.203	53.511	220.4	35:55.518								
13	2	1:49.055	36.896	43.016	29.143	252.9	37:44.573								
14	2	1:47.466	36.408	42.503	28.555	270.7	39:32.039								
15	2	1:51.682	B 35.873	41.689	34.120	274.8	41:23.721								
16	2	7:39.765	6:28.828	39.807	31.130	238.9	49:03.486								
17	2	1:39.283	34.779	37.885	26.619	273.4	50:42.769								
18	2	1:38.390	34.998	37.386	26.006	275.5	52:21.159								
19	2	1:38.112	34.312	38.286	25.514	276.9	53:59.271								
20	2	1:44.986	B 34.060	40.191	30.735	277.6	55:44.257								
21	1	4:29.888	3:12.257	46.772	30.859	201.5	1:00:14.145								
22	1	1:46.741	36.689	42.841	27.211	267.3	1:02:00.886								
23	1	1:47.312	36.980	43.268	27.064	275.5	1:03:48.198								
24	1	1:42.929	35.766	40.580	26.583	277.6	1:05:31.127								
25	1	1:45.628	35.636	40.402	29.590	276.9	1:07:16.755								
26	1	1:41.188	36.116	39.092	25.980	273.4	1:08:57.943								
27	1	1:39.857	35.211	38.801	25.845	277.6	1:10:37.800								
28	1	1:42.534	35.147	40.676	26.711	278.4	1:12:20.334								
29	1	1:38.862	34.932	38.205	25.725	278.4	1:13:59.196								
30	1	1:41.349	34.731	40.653	25.965	277.6	1:15:40.545								
31	1	1:39.011	34.933	38.624	25.454	277.6	1:17:19.556								
32	1	1:38.550	34.829	38.240	25.481	278.4	1:18:58.106								
33	1	1:38.322	34.742	38.183	25.397	277.6	1:20:36.428								
34	1	1:44.739	B 34.661	38.128	31.950	278.4	1:22:21.167								
35	3	3:52.062	2:47.342	39.099	25.621	226.4	1:26:13.229								
36	3	1:37.624	34.744	37.859	25.021	277.6	1:27:50.853								
37	3	1:37.269	34.310	38.169	24.790	277.6	1:29:28.122								
38	3	1:36.432	34.280	37.645	24.507	275.5	1:31:04.554								
38 Jackie Chan DC Racing Oreca 07 - Gibson LMP2															
1.Ho-Pin TUNG 3.Thomas LAURENT															
2.Oliver JARVIS															
1	2	3:06.571	B 1:38.577	49.882	38.112	164.4	3:06.571								
2	2	10:29.323	9:12.646	46.602	30.075	208.5	13:35.894								
3	2	1:52.885	38.456	45.183	29.246	266.0	15:28.779								
4	2	1:52.903	38.409	45.160	29.334	251.2	17:21.682								
5	2	1:52.404	38.075	45.103	29.226	272.0	19:14.086								
6	2	1:54.366	38.767	46.167	29.432	229.8	21:08.452								
7	2	1:52.199	38.343	44.726	29.130	264.1	23:00.651								
8	2	2:05.009	B 39.787	48.377	36.845	217.7	25:05.660								
9	1	4:58.246	B 3:33.703	48.542	36.001	199.6	30:03.906								
10	1	6:57.126	B 5:37.514	44.309	35.303	237.9	37:01.032								
11	1	41:26.585	...	41.482	26.300	235.8	1:18:27.617								
12	1	1:36.915	35.114	37.450	24.351	272.0	1:20:04.532								
13	1	1:37.508	34.170	38.028	25.310	275.5	1:21:42.040								
14	1	1:38.211	33.909	38.860	25.442	278.4	1:23:20.251								
15	1	1:42.280	B 34.074	37.761	30.445	276.2	1:25:02.531								
16	3	3:06.882	2:00.495	39.810	26.577	223.1	1:28:09.413								
17	3	1:38.143	35.366	37.736	25.041	276.9	1:29:47.556								
18	3	1:36.171	34.398	37.358	24.415	277.6	1:31:23.727								
51 AF Corse Ferrari 488 GTE LMGT E Pro															
1.James CALADO															
2.Alessandro PIER GUIDI															
1	2	12:33.447	...	47.914	30.206	176.5	12:33.447								
2	2	1:56.578	41.053	45.959	29.566	225.0	14:30.025								
3	2	1:55.899	40.808	45.932	29.159	238.4	16:25.924								
4	2	1:55.693	40.736	45.674	29.283	239.5	18:21.617								
5	2	1:54.659	40.326	45.304	29.029	239.5	20:16.276								
6	2	1:54.059	40.355	44.745	28.959	240.5	22:10.335								
7	2	2:00.337	B 41.079	45.357	33.901	241.1	24:10.672								
8	2	5:47.038	4:30.104	45.167	31.767	216.9	29:57.710								
9	2	1:52.825	39.151	44.423	29.251	250.6	31:50.535								
10	2	2:00.372	39.189	44.665	36.518	250.6	33:50.907								
11	2	2:02.181	38.950	46.750	36.481	249.4	35:53.088								
12	2	1:50.886	38.539	43.370	28.977	250.0	37:43.974								
13	2	1:56.697	B 38.808	44.203	33.686	251.7	39:40.671								
14	2	4:43.480	3:30.611	41.697	31.172	219.1	44:24.151								
15	2	1:47.340	37.555	40.430	29.355	253.5	46:11.491								
16	2	1:45.474	37.167	40.167	28.140	254.1	47:56.965								
17	2	1:45.053	36.884	39.997	28.172	255.3	49:42.018								
18	2	1:44.221	36.814	40.496	26.911	255.9	51:26.239								
19	2	1:54.098	37.489	40.113	36.496	255.9	53:20.337								
20	2	1:43.279	36.781	39.810	26.688	254.1	55:03.616								
21	2	1:49.427	B 37.835	41.242	30.350	255.3	56:53.043								
22	1	3:21.253	2:10.009	42.343	28.901	220.9	1:00:14.296								
23	1	1:54.323	38.379	46.808	29.136	255.9	1:02:08.619								
24	1	1:47.987	36.967	40.133											



FIA WEC
6 Hours of Mexico
Free Practice 1

Sector Analysis

Personal Best Session Best B Crossing the finish line in pit lane

Lap	D	Time	Sector 1	Sector 2	Sector 3	T. Spd	Elapsed	Lap	D	Time	Sector 1	Sector 2	Sector 3	T. Spd	Elapsed							
33	1	1:48.118 B	36.995	40.977	30.146	256.5	1:21:12.911	8	3	5:37.532	4:22.277	45.721	29.534	210.9	19:50.550							
34	2	3:15.385	2:09.383	39.944	26.058	220.9	1:24:28.296	9	3	1:55.084	39.944	45.600	29.540	246.0	21:45.634							
35	2	1:48.952	38.878	44.086	25.988	257.1	1:26:17.248	10	3	1:54.842	39.885	45.410	29.547	245.5	23:40.476							
36	2	1:42.344	36.812	39.979	25.553	255.9	1:27:59.592	11	3	2:00.323 B	40.334	45.754	34.235	246.0	25:40.799							
37	2	1:42.644	37.428	39.803	25.413	257.1	1:29:42.236	12	1	4:54.136	3:30.772	50.565	32.799	201.1	30:34.935							
38	2	1:44.656	36.694	39.608	28.354	257.1	1:31:26.892	13	1	2:02.478	41.855	49.124	31.499	245.5	32:37.413							
54 Spirit of Race Ferrari 488 GTE LMGT E Am								15								1	2:05.757	42.206	49.911	33.640	241.6	36:47.246
1.Thomas FLOHR								16								1	2:00.398	41.631	47.851	30.916	246.0	38:47.644
2.Francesco CASTELLACCI								17								1	2:00.370	41.203	48.442	30.725	247.7	40:48.014
1	3	3:05.283	1:41.128	51.091	33.064	156.5	3:05.283	18	1	1:59.800	40.683	48.459	30.658	247.7	42:47.814							
2	3	2:04.231	43.796	48.905	31.530	209.7	5:09.514	19	1	2:06.670 B	40.588	48.166	37.916	248.8	44:54.484							
3	3	2:05.928	43.091	50.607	32.230	215.6	7:15.442	20	2	4:29.045	3:09.793	49.612	29.640	136.5	49:23.529							
4	3	1:59.935	42.498	46.994	30.443	215.6	9:15.377	21	2	1:54.094	39.270	45.696	29.128	248.8	51:17.623							
5	3	1:58.484	42.142	46.793	29.549	220.4	11:13.861	22	2	1:51.969	39.179	44.110	28.680	248.8	53:09.592							
6	3	2:03.967 B	41.882	46.910	35.175	232.3	13:17.828	23	2	1:58.783 B	39.488	44.128	35.167	241.6	55:08.375							
7	3	7:18.882	6:01.692	47.023	30.167	201.5	20:36.710	24	2	3:41.716	2:27.722	46.095	27.899	195.3	58:50.091							
8	3	1:57.558	41.048	46.608	29.902	229.8	22:34.268	25	2	1:46.921	38.328	40.928	27.665	248.8	1:00:37.012							
9	3	1:56.373	40.675	46.131	29.567	243.2	24:30.641	26	2	1:44.816	37.724	40.519	26.573	249.4	1:02:21.828							
10	3	2:02.679 B	40.651	47.073	34.955	244.9	26:33.320	27	2	1:44.080	37.391	40.641	26.048	252.3	1:04:05.908							
11	3	10:36.135 B	9:16.652	45.060	34.423	209.7	37:09.455	28	2	1:43.353	37.124	40.160	26.069	250.0	1:05:49.261							
12	2	4:29.885	3:08.262	48.705	32.918	172.0	41:39.340	29	2	1:49.172 B	37.652	40.777	30.743	251.2	1:07:38.433							
13	2	1:55.790	40.606	44.306	30.878	222.7	43:35.130	30	1	4:17.924	3:04.114	45.197	28.613	218.2	1:11:56.357							
14	2	1:51.982	39.543	42.834	29.605	247.7	45:27.112	31	1	1:53.286	39.164	43.788	30.334	249.4	1:13:49.643							
15	2	1:49.341	38.604	41.967	28.770	248.8	47:16.453	32	1	1:57.168	39.326	47.539	30.303	249.4	1:15:46.811							
16	2	1:50.526	38.249	43.094	29.183	248.8	49:06.979	33	1	1:53.257	40.037	44.387	28.833	251.2	1:17:40.068							
17	2	1:47.638	38.374	41.838	27.426	248.8	50:54.617	34	1	1:54.967	39.929	44.401	30.637	251.2	1:19:35.035							
18	2	1:47.866	38.049	42.113	27.704	248.8	52:42.483	35	1	1:58.605	44.371	45.173	29.061	199.6	1:21:33.640							
19	2	1:51.788 B	37.858	41.254	32.676	249.4	54:34.271	36	1	1:53.228	39.317	44.969	28.942	250.0	1:23:26.868							
20	1	4:15.702	2:53.679	46.581	35.442	198.5	58:49.973	37	1	1:51.740	38.702	44.336	28.702	250.0	1:25:18.608							
21	1	1:53.488	40.645	44.380	28.463	228.8	1:00:43.461	38	1	1:50.200	38.371	43.891	27.938	250.0	1:27:08.808							
22	1	1:49.032	39.079	41.848	28.105	243.8	1:02:32.493	39	1	1:49.836	38.506	43.436	27.894	250.0	1:28:58.644							
23	1	1:49.544	39.091	42.927	27.526	243.8	1:04:22.037	40	1	1:48.976	38.148	42.530	28.298	250.6	1:30:47.620							
24	1	1:46.781	38.424	41.411	26.946	249.4	1:06:08.818	66 Ford Chip Ganassi Team UK Ford GT LMGT E Pro														
25	1	1:46.663	38.382	41.107	27.174	250.0	1:07:55.481	1.Stefan MÜCKE														
26	1	1:53.371	38.047	44.760	30.564	250.0	1:09:48.852	2.Olivier PLA														
27	1	1:45.651	38.222	40.755	26.674	250.6	1:11:34.503	1	1	3:12.586 B	1:44.979	50.022	37.585	205.7	3:12.586							
28	1	1:45.786	38.052	40.923	26.811	250.6	1:13:20.289	2	1	7:58.145	6:36.614	48.367	33.164	219.1	11:10.731							
29	1	1:48.798	38.147	40.779	29.872	248.8	1:15:09.087	3	1	1:58.593	41.886	47.445	29.262	240.5	13:09.324							
30	1	1:47.155	38.094	42.301	26.760	248.8	1:16:56.242	4	1	1:55.122	39.997	45.777	29.348	248.3	15:04.446							
31	1	1:45.297	37.792	40.904	26.601	251.2	1:18:41.539	5	1	1:54.097	39.683	45.391	29.023	250.0	16:58.543							
32	1	1:52.194 B	38.485	42.200	31.509	248.8	1:20:33.733	6	1	1:59.233 B	39.628	46.040	33.565	250.6	18:57.776							
33	3	3:24.973	2:16.542	41.182	27.249	217.7	1:23:58.706	7	1	5:51.225	4:35.353	46.662	29.210	217.3	24:49.001							
34	3	1:43.819	37.727	40.033	26.059	250.0	1:25:42.525	8	1	1:54.311	39.763	45.378	29.170	250.0	26:43.312							
35	3	1:43.709	37.543	40.147	26.019	248.8	1:27:26.234	9	1	1:53.547	39.584	45.232	28.731	250.6	28:36.859							
36	3	1:43.301	37.213	40.087	26.001	249.4	1:29:09.535	10	1	1:53.265	39.491	45.004	28.770	251.2	30:30.124							
37	3	1:43.127	37.233	40.165	25.729	249.4	1:30:52.662	11	1	1:52.837	39.259	44.690	28.888	250.6	32:22.961							
61 Clearwater Racing Ferrari 488 GTE LMGT E Am								12								1	1:57.032 B	39.206	44.489	33.337	250.0	34:19.993
1.Weng Sun MOK								13								1	5:45.404 B	4:27.686	44.019	33.699	219.5	40:05.397
2.Keita SAWA								14								1	3:54.666	2:39.498	44.438	30.730	219.1	44:00.063
1	3	2:19.531	59.739	49.140	30.652	172.2	2:19.531	15	1	1:48.811	37.912	41.687	29.212	251.2	45:48.874							
2	3	1:59.183	42.237	47.045	29.901	216.9	4:18.714	16	1	1:49.297	38.161	42.458	28.678	253.5	47:38.171							
3	3	2:00.527	43.032	47.735	29.760	213.0	6:19.241	17	1	1:46.367	37.502	41.169	27.696	253.5	49:24.538							
4	3	1:57.268	41.533	45.985	29.750	235.8	8:16.509	18	1	1:54.241 B	39.231	42.374	32.636	242.7	51:18.779							
5	3	1:56.696	41.311	45.961	29.424	236.3	10:13.205	19	2	4:35.121	3:12.581	42.224	40.316	217.7	55:53.900							
6	3	1:56.479	40.923	45.845	29.711	235.3	12:09.684	20	2	1:44.970	37.787	40.213	26.970	253.5	57:38.870							
7	3	2:03.334 B	41.048	46.105	36.181	237.4	14:13.018	21	2	1:44.188	37.065	39.877	27.246	254.1	59:23.058							

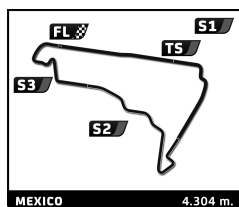


FIA WEC
6 Hours of Mexico
Free Practice 1

Sector Analysis

Personal Best Session Best B Crossing the finish line in pit lane

Lap	D	Time	Sector 1	Sector 2	Sector 3	T. Spd	Elapsed	Lap	D	Time	Sector 1	Sector 2	Sector 3	T. Spd	Elapsed
22	2	1:45.030	36.982	39.625	28.423	253.5	1:01:08.088	40	2	1:47.511 B	37.484	40.274	29.753	252.9	1:24:48.761
23	2	1:43.359	36.699	40.166	26.494	253.5	1:02:51.447	41	2	2:48.163	1:42.696	39.978	25.489	222.7	1:27:36.924
24	2	1:42.346	36.865	39.622	25.859	254.7	1:04:33.793	42	2	1:41.950	36.726	39.777	25.447	254.1	1:29:18.874
25	2	1:48.171	36.875	40.137	31.159	255.3	1:06:21.964	43	2	1:42.374	36.827	39.697	25.850	253.5	1:31:01.248
26	2	1:42.219	36.749	39.640	25.830	255.3	1:08:04.183	71 AF Corse Ferrari 488 GTE							
27	2	1:43.044	36.813	39.810	26.421	255.3	1:09:47.227	1.Davide RIGON LMGT E Pro							
28	2	1:48.355 B	36.944	40.686	30.725	255.3	1:11:35.582	2.Sam BIRD							
29	2	3:14.136	2:08.568	40.017	25.551	222.2	1:14:49.718	1	1	7:57.130 B	6:33.862	48.162	35.106	187.2	7:57.130
30	2	1:43.362	37.487	40.146	25.729	254.1	1:16:33.080	2	1	6:47.777	5:28.612	48.617	30.548	212.6	14:44.907
31	2	1:49.104 B	38.314	40.263	30.527	254.1	1:18:22.184	3	1	1:55.465	39.968	46.318	29.179	247.1	16:40.372
32	2	4:58.036	3:51.001	40.825	26.210	223.1	1:23:20.220	4	1	1:54.315	39.694	45.731	28.890	246.0	18:34.687
33	2	1:41.805	36.846	39.482	25.477	252.9	1:25:02.025	5	1	1:53.594	39.389	45.285	28.920	249.4	20:28.281
34	2	1:42.544	37.312	39.733	25.499	253.5	1:26:44.569	6	1	1:53.492	39.632	45.109	28.751	250.0	22:21.773
35	2	1:41.716	36.720	39.610	25.386	254.7	1:28:26.285	7	1	1:59.180 B	39.529	45.825	33.826	250.6	24:20.953
36	2	1:42.851	37.214	40.081	25.556	255.3	1:30:09.136	8	2	3:06.402	1:49.087	47.018	30.297	192.2	27:27.355
67 Ford Chip Ganassi Team UK Ford GT								77 Dempsey - Proton Racing Porsche 911 RSR (991)							
1.Andy PRIAULX LMGT E Pro								1.Christian RIED LMGT E Am							
2.Harry TINCKNELL								2.Matteo CAIROLI							
1	1	2:16.879 B	52.551	48.721	35.607	171.7	2:16.879	1	2	3:56.579	2:37.155	49.009	30.415	96.1	3:56.579
2	1	4:59.166	3:39.504	47.291	32.371	199.3	7:16.045	2	2	2:01.155	40.443	50.860	29.852	246.6	5:57.734
3	1	1:55.612	40.589	45.785	29.238	240.0	9:11.657	3	2	1:58.461	40.223	47.604	30.634	247.7	7:56.195
4	1	1:54.837	40.230	45.454	29.153	245.5	11:06.494	4	2	1:59.272	40.246	48.226	30.800	248.8	9:55.467
5	1	1:54.612	39.824	45.671	29.117	249.4	13:01.106	5	2	1:57.621	40.154	47.416	30.051	249.4	11:53.088
6	1	1:54.918	39.724	45.577	29.617	250.0	14:56.024	6	2	2:01.079 B	39.982	47.444	33.653	250.0	13:54.167
7	1	1:55.824	39.850	46.724	29.250	251.2	16:51.848	7	2	6:59.459	5:41.811	46.269	31.379	157.9	20:53.626
8	1	1:55.592	40.178	45.971	29.443	242.7	18:47.440	8	2	1:56.299	40.160	46.628	29.511	249.4	22:49.925
9	1	1:54.166	39.642	45.344	29.180	250.0	20:41.606	9	2	1:56.649	40.547	46.418	29.684	237.4	24:46.574
10	1	1:54.919	39.970	45.776	29.173	250.6	22:36.525	10	2	2:02.270 B	40.294	48.066	33.910	248.3	26:48.844
11	1	1:59.892 B	39.781	46.388	33.723	249.4	24:36.417	11	2	5:22.118	4:05.926	46.685	29.507	219.1	32:10.962
12	1	4:15.753	2:59.965	46.376	29.412	218.2	28:52.170	12	2	1:54.491	39.437	45.671	29.383	247.1	34:05.453
13	1	1:54.811	39.857	45.580	29.374	248.3	30:46.981	13	2	2:01.681	39.289	47.335	35.057	248.8	36:07.134
14	1	1:55.131	40.112	45.839	29.180	242.7	32:42.112	14	2	1:53.876	39.191	45.123	29.562	248.8	38:01.010
15	1	2:00.195 B	39.819	46.262	34.114	248.3	34:42.307								
16	1	3:08.470	1:52.171	45.228	31.071	193.9	37:50.777								
17	1	1:52.551	38.439	43.838	30.274	250.0	39:43.328								
18	1	1:54.042	38.225	45.036	30.781	250.6	41:37.370								
19	1	1:49.167	37.964	41.422	29.781	250.6	43:26.537								
20	1	1:48.623	37.737	41.557	29.329	251.7	45:15.160								
21	1	1:47.242	37.653	40.868	28.721	252.3	47:02.402								
22	1	1:45.809	37.186	40.315	28.308	253.5	48:48.211								
23	1	1:49.631 B	37.060	40.717	31.854	252.9	50:37.842								
24	2	5:00.067	3:47.922	43.032	29.113	204.2	55:37.909								
25	2	1:46.020	38.529	40.747	26.744	249.4	57:23.929								
26	2	1:44.457	37.748	40.515	26.194	251.7	59:08.386								
27	2	1:43.147	37.413	39.876	25.858	252.3	1:00:51.533								
28	2	1:42.233	37.066	39.495	25.672	252.3	1:02:33.766								
29	2	1:43.842	37.799	40.389	25.654	253.5	1:04:17.608								
30	2	1:42.937	37.137	40.310	25.490	252.9	1:06:00.545								
31	2	1:42.304	37.229	39.579	25.496	252.9	1:07:42.849								
32	2	1:43.052	36.976	40.591	25.485	252.9	1:09:25.901								
33	2	1:42.352	37.074	39.592	25.686	252.9	1:11:08.253								
34	2	1:43.017	36.911	39.697	26.409	252.3	1:12:51.270								
35	2	1:41.943	36.893	39.607	25.443	253.5	1:14:33.213								
36	2	1:46.736 B	36.896	39.711	30.129	252.9	1:16:19.949								
37	2	3:15.864	2:10.162	39.906	25.796	222.2	1:19:35.813								
38	2	1:43.280	37.951	39.853	25.476	254.7	1:21:19.093								
39	2	1:42.157	36.870	39.891	25.396	252.9	1:23:01.250								



FIA WEC 6 Hours of Mexico Free Practice 1

Sector Analysis

■ Personal Best
 ■ Session Best
 ■ Crossing the finish line in pit lane

Lap	D	Time	Sector 1	Sector 2	Sector 3	T. Spd	Elapsed	Lap	D	Time	Sector 1	Sector 2	Sector 3	T. Spd	Elapsed
86 Gulf Racing UK 1. Michael WAINWRIGHT 3. Nicholas FOSTER Porsche 911 RSR (991) LMGT E Am 2. Benjamin BARKER															
1	2	2:27.111	1:05.599	49.326	32.186	172.2	2:27.111								
2	2	2:07.562 B	42.583	48.935	36.044	198.9	4:34.673								
3	2	4:47.227	3:24.607	48.168	34.452	201.5	9:21.900								
4	2	1:58.674	40.942	47.424	30.308	246.0	11:20.574								
5	2	1:57.807	40.517	47.089	30.201	248.3	13:18.381								
6	2	1:57.510	40.289	47.185	30.036	247.7	15:15.891								
7	2	2:02.565 B	41.029	47.201	34.335	247.7	17:18.456								
8	2	4:42.872	3:27.318	45.994	29.560	196.7	22:01.328								
9	2	1:55.203	39.929	46.013	29.261	250.0	23:56.531								
10	2	1:54.602	39.729	45.527	29.346	250.0	25:51.133								
11	2	1:53.317	39.279	45.122	28.916	250.0	27:44.450								
12	2	1:53.772	39.518	45.320	28.934	251.2	29:38.222								
13	2	1:57.698 B	39.198	44.982	33.518	250.6	31:35.920								
14	3	4:40.454	3:25.991	45.048	29.415	216.0	36:16.374								
15	3	1:55.444	39.674	44.666	31.104	250.0	38:11.818								
16	3	1:52.732	39.077	44.617	29.038	251.2	40:04.550								
17	3	1:50.112	38.313	42.654	29.145	251.7	41:54.662								
18	3	1:49.996	38.092	42.799	29.105	251.2	43:44.658								
19	3	1:50.093	38.043	43.309	28.741	251.7	45:34.751								
20	3	1:49.066	37.743	42.512	28.811	252.3	47:23.817								
21	3	1:55.145 B	38.246	42.556	34.343	251.7	49:18.962								
22	1	4:27.034	3:09.501	47.303	30.230	201.5	53:45.996								
23	1	1:59.679	40.757	46.616	32.306	217.7	55:45.675								
24	1	1:58.023	40.469	45.645	31.909	224.5	57:43.698								
25	1	1:54.875	40.096	44.661	30.118	248.3	59:38.573								
26	1	1:54.932	39.204	44.810	30.918	242.2	1:01:33.505								
27	1	1:52.869	39.313	44.587	28.969	243.2	1:03:26.374								
28	1	1:54.267	39.242	45.330	29.695	242.7	1:05:20.641								
91 Porsche GT Team 1. Richard LIETZ Porsche 911 RSR LMGT E Pro 2. Frédéric MAKOWIECKI															
1	1	3:21.213	2:00.264	48.757	32.192	165.4	3:21.213								
2	1	1:55.427	40.415	45.724	29.288	236.3	5:16.640								
3	1	2:00.277	40.637	47.392	32.248	225.0	7:16.917								
4	1	1:57.425	40.898	45.918	30.609	230.8	9:14.342								
5	1	1:54.953	39.941	45.820	29.192	248.8	11:09.295								
6	1	1:54.545	39.763	45.733	29.049	250.6	13:03.840								
7	1	1:59.353 B	39.765	45.841	33.747	250.6	15:03.193								
8	1	6:22.668	5:05.011	47.918	29.739	181.2	21:25.861								
9	1	1:57.778	39.898	48.705	29.175	247.1	23:23.639								
10	1	1:53.419	39.351	45.414	28.654	250.6	25:17.058								
11	1	1:59.794 B	39.971	46.079	33.744	249.4	27:16.852								
12	1	6:53.897	5:36.231	48.528	29.138	214.7	34:10.749								
13	1	1:52.681	39.031	44.477	29.173	251.7	36:03.430								
14	1	1:57.456 B	38.938	44.928	33.590	252.3	38:00.886								
15	1	5:30.260	4:16.525	42.644	31.091	188.8	43:31.146								
16	1	1:48.639	37.739	41.212	29.688	253.5	45:19.785								
17	1	1:46.453	37.377	40.653	28.423	255.3	47:06.238								
18	1	1:52.648 B	37.206	42.447	32.995	254.1	48:58.886								
19	2	4:29.438	3:14.059	46.092	29.287	181.8	53:28.324								
20	2	1:47.060	38.255	41.983	26.822	240.0	55:15.384								
21	2	1:45.225	37.680	40.561	26.984	249.4	57:00.609								
22	2	1:46.701	37.177	40.858	28.666	254.1	58:47.310								
23	2	1:42.904	37.010	40.046	25.848	255.9	1:00:30.214								
24	2	1:50.992	37.710	41.121	32.161	258.4	1:02:21.206								
25	2	1:42.540	36.715	40.061	25.764	255.9	1:04:03.746								
26	2	1:42.097	36.682	39.737	25.678	256.5	1:05:45.843								
27	2	1:42.212	36.604	39.964	25.644	255.9	1:07:28.055								
28	2	1:47.602 B	36.673	39.766	31.163	255.9	1:09:15.657								
29	2	6:53.421	5:39.756	43.310	30.355	198.9	1:16:09.078								
30	2	1:41.561	36.755	39.433	25.373	254.7	1:17:50.639								
31	2	1:44.025	36.562	40.122	27.341	255.9	1:19:34.664								
32	2	1:41.383	36.568	39.353	25.462	255.3	1:21:16.047								
33	2	1:41.972	36.787	39.627	25.558	254.7	1:22:58.019								
34	2	1:41.713	36.532	39.640	25.541	255.3	1:24:39.732								
35	2	1:42.152	36.573	39.947	25.632	255.9	1:26:21.884								
36	2	1:41.177	36.489	39.341	25.347	257.1	1:28:03.061								
37	2	1:46.213 B	36.537	39.934	29.742	257.1	1:29:49.274								
92 Porsche GT Team 1. Michael CHRISTENSEN Porsche 911 RSR LMGT E Pro 2. Kevin ESTRE															
1	2	7:20.024	6:02.883	46.761	30.380	207.7	7:20.024								
2	2	1:56.300	40.369	46.507	29.424	231.3	9:16.324								



FIA WEC
6 Hours of Mexico
Free Practice 1

Sector Analysis

Personal Best Session Best B Crossing the finish line in pit lane

Lap	D	Time	Sector 1	Sector 2	Sector 3	T. Spd	Elapsed	Lap	D	Time	Sector 1	Sector 2	Sector 3	T. Spd	Elapsed
3	2	1:54.914	39.973	45.770	29.171	246.0	11:11.238	25	1	1:44.074	36.937	40.388	26.749	257.1	58:45.342
4	2	1:55.722	40.176	46.395	29.151	247.7	13:06.960	26	1	1:44.041	36.932	39.589	27.520	254.7	1:00:29.383
5	2	2:00.465 B	40.133	46.285	34.047	249.4	15:07.425	27	1	1:46.560	38.305	40.677	27.578	255.9	1:02:15.943
6	2	7:30.983	6:15.590	46.239	29.154	217.3	22:38.408	28	1	1:42.091	36.783	39.340	25.968	255.3	1:03:58.034
7	2	1:56.154	39.993	46.403	29.758	248.8	24:34.562	29	1	1:41.620	36.477	39.434	25.709	257.1	1:05:39.654
8	2	1:56.559	40.326	46.369	29.864	247.7	26:31.121	30	1	1:41.413	36.468	39.424	25.521	257.8	1:07:21.067
9	2	2:03.668 B	40.397	48.396	34.875	248.8	28:34.789	31	1	1:47.630	36.561	42.777	28.292	258.4	1:09:08.697
10	2	7:25.413	6:10.228	45.697	29.488	218.6	36:00.202	32	1	1:41.787	36.453	39.381	25.953	257.1	1:10:50.484
11	2	1:53.552	39.105	44.505	29.942	250.0	37:53.754	33	1	1:41.759	36.699	39.475	25.585	255.3	1:12:32.243
12	2	1:53.494	38.840	45.124	29.530	250.6	39:47.248	34	1	1:41.657	36.609	39.418	25.630	257.1	1:14:13.900
13	2	1:56.526 B	38.711	44.312	33.503	250.6	41:43.774	35	1	1:42.247	37.057	39.528	25.662	257.8	1:15:56.147
14	2	16:45.698	...	42.302	26.705	219.5	58:29.472	36	1	1:41.834	36.430	39.391	26.013	256.5	1:17:37.981
15	2	1:45.684	36.982	40.010	28.692	252.9	1:00:15.156	37	1	1:41.454	36.530	39.298	25.626	257.1	1:19:19.435
16	2	1:43.312	36.999	39.975	26.338	255.9	1:01:58.468	38	1	1:41.297	36.434	39.304	25.559	257.1	1:21:00.732
17	2	1:42.656	36.639	40.177	25.840	254.1	1:03:41.124	39	1	1:42.118	36.530	39.394	26.194	257.8	1:22:42.850
18	2	1:42.003	36.812	39.611	25.580	255.3	1:05:23.127	40	1	1:41.529	36.618	39.347	25.564	254.7	1:24:24.379
19	2	1:43.668	36.703	41.531	25.434	252.9	1:07:06.795	41	1	1:42.395	36.409	39.596	26.390	257.1	1:26:06.774
20	2	1:41.731	36.592	39.737	25.402	254.1	1:08:48.526	42	1	1:41.608	36.503	39.581	25.524	256.5	1:27:48.382
21	2	1:41.588	36.520	39.391	25.677	254.7	1:10:30.114	43	1	1:42.851	36.520	40.703	25.628	257.1	1:29:31.233
22	2	1:43.779	37.576	40.732	25.471	254.7	1:12:13.893	44	1	1:41.893	36.645	39.617	25.631	259.0	1:31:13.126
23	2	1:47.534 B	36.553	40.130	30.851	254.7	1:14:01.427	97 Aston Martin Racing 1.Darren TURNER 3.Daniel SERRA 2.Jonathan ADAM Aston Martin VANTAGE LMGTE Pro							
24	1	3:21.378	2:11.973	43.215	26.190	221.8	1:17:22.805	1	2	2:24.744	1:01.986	50.483	32.275	177.6	2:24.744
25	1	1:42.538	37.087	39.696	25.755	254.7	1:19:05.343	2	2	2:08.144 B	42.434	49.115	36.595	192.9	4:32.888
26	1	1:41.860	36.838	39.516	25.506	254.7	1:20:47.203	3	2	6:23.373	5:04.992	47.553	30.828	197.1	10:56.261
27	1	1:42.028	36.664	39.562	25.802	254.7	1:22:29.231	4	2	1:58.614	41.014	47.257	30.343	224.1	12:54.875
28	1	1:41.700	36.692	39.482	25.526	254.7	1:24:10.931	5	2	1:58.063	40.543	47.369	30.151	242.7	14:52.938
29	1	1:41.706	36.789	39.451	25.466	254.7	1:25:52.637	6	2	1:58.283	40.560	47.380	30.343	245.5	16:51.221
30	1	1:42.422	36.766	39.681	25.975	255.3	1:27:35.059	7	2	2:00.374	40.645	48.854	30.875	241.1	18:51.595
31	1	1:41.413	36.603	39.419	25.391	255.3	1:29:16.472	8	2	1:58.690	40.587	47.409	30.694	237.9	20:50.285
32	1	1:42.584	36.549	39.897	26.138	255.3	1:30:59.056	9	2	1:58.998	40.720	47.742	30.536	226.9	22:49.283
95 Aston Martin Racing 1.Nicki THIIM 2.Marco SØRENSEN Aston Martin VANTAGE LMGTE Pro								10	2	2:07.346 B	42.179	48.121	37.046	226.9	24:56.629
1	2	2:30.068 B	1:03.492	49.718	36.858	172.5	2:30.068	11	2	3:32.370	2:15.584	47.126	29.660	180.6	28:28.999
2	2	4:49.515	3:31.089	47.740	30.686	203.4	7:19.583	12	2	1:53.896	39.321	45.442	29.133	252.3	30:22.895
3	2	1:58.642	40.461	47.904	30.277	236.3	9:18.225	13	2	1:52.497	38.950	44.685	28.862	252.3	32:15.392
4	2	1:57.947	40.690	47.176	30.081	237.4	11:16.172	14	2	1:52.260	38.764	44.627	28.869	253.5	34:07.652
5	2	1:58.380	40.290	47.666	30.424	247.1	13:14.552	15	2	1:57.923 B	39.457	44.514	33.952	247.7	36:05.575
6	2	2:01.519 B	40.389	47.034	34.096	250.0	15:16.071	16	1	5:12.694	3:59.028	44.505	29.161	220.4	41:18.269
7	2	3:56.159	2:37.509	48.063	30.587	193.2	19:12.230	17	1	1:50.316	38.765	42.871	28.680	251.7	43:08.585
8	2	1:59.045	40.743	47.963	30.339	243.2	21:11.275	18	1	1:49.608	37.934	43.061	28.613	253.5	44:58.193
9	2	1:59.268	40.706	48.024	30.538	241.1	23:10.543	19	1	1:53.093 B	37.936	42.316	32.841	254.1	46:51.286
10	2	1:58.629	40.495	47.571	30.563	244.9	25:09.172	20	1	5:36.262	4:27.236	41.641	27.385	220.9	52:27.548
11	2	1:58.818	40.513	47.643	30.662	248.8	27:07.990	21	1	1:43.942	37.333	40.160	26.449	253.5	54:11.490
12	2	1:59.333	40.696	47.876	30.761	247.1	29:07.323	22	1	1:44.142	37.097	40.103	26.942	255.3	55:55.632
13	2	1:59.358	40.741	47.551	31.066	249.4	31:06.681	23	1	1:48.760	36.873	43.829	28.058	256.5	57:44.392
14	2	2:03.572 B	40.676	47.698	35.198	249.4	33:10.253	24	1	1:43.795	37.257	40.198	26.340	252.9	59:28.187
15	2	5:51.377	4:35.055	44.937	31.385	208.1	39:01.630	25	1	1:42.743	36.730	40.081	25.932	255.3	1:01:10.930
16	2	1:50.877	38.082	42.958	29.837	251.7	40:52.507	26	1	1:47.479 B	36.982	39.898	30.599	257.1	1:02:58.409
17	2	1:50.336	37.836	42.949	29.551	252.3	42:42.843	27	3	3:28.844	2:17.831	43.528	27.485	191.8	1:06:27.253
18	2	1:48.061	37.807	41.455	28.799	252.9	44:30.904	28	3	1:45.965	37.873	41.698	26.394	255.3	1:08:13.218
19	2	1:46.196	37.226	40.657	28.313	253.5	46:17.100	29	3	1:45.934	37.150	40.622	28.162	255.3	1:09:59.152
20	2	1:45.450	36.937	40.637	27.876	255.3	48:02.550	30	3	1:44.744	37.098	41.806	25.840	255.3	1:11:43.896
21	2	1:48.767 B	37.241	40.114	31.412	256.5	49:51.317	31	3	1:42.371	36.757	39.959	25.655	256.5	1:13:26.267
22	1	3:42.633	2:31.600	42.229	28.804	219.5	53:33.950	32	3	1:43.802	37.087	40.193	26.522	256.5	1:15:10.069
23	1	1:44.275	37.295	40.042	26.938	254.1	55:18.225	33	3	1:43.577	37.163	40.558	25.856	257.1	1:16:53.646
24	1	1:43.043	37.044	39.545	26.454	255.9	57:01.268	34	3	1:42.011	36.730	39.655	25.626	257.8	1:18:35.657



FIA WEC
6 Hours of Mexico
Free Practice 1

Sector Analysis

■ Personal Best ■ Session Best B Crossing the finish line in pit lane

Lap	D	Time	Sector 1	Sector 2	Sector 3	T. Spd	Elapsed	Lap	D	Time	Sector 1	Sector 2	Sector 3	T. Spd	Elapsed
35	3	1:42.218	36.788	39.825	25.605	255.3	1:20:17.875								
36	3	1:47.176 B	36.974	39.859	30.343	256.5	1:22:05.051								
37	3	3:50.844	2:43.919	40.291	26.634	180.0	1:25:55.895								
38	3	1:42.100	36.842	39.752	25.506	257.8	1:27:37.995								
39	3	1:42.927	36.594	39.743	26.590	257.8	1:29:20.922								
40	3	1:42.457	36.669	39.689	26.099	257.1	1:31:03.379								

98	Aston Martin Racing	Aston Martin V8 Vantage	
	1. Paul DALLA LANA	3. Mathias LAUDA	LMGTE Am
	2. Pedro LAMY		

1	2	10:51.135	9:26.837	50.006	34.292	167.7	10:51.135
2	2	2:00.332	41.738	47.527	31.067	233.8	12:51.467
3	2	1:58.937	40.785	47.834	30.318	246.0	14:50.404
4	2	1:59.125	41.187	47.549	30.389	235.3	16:49.529
5	2	1:59.028	40.782	47.554	30.692	247.1	18:48.557
6	2	1:59.058	40.785	47.841	30.432	247.1	20:47.615
7	2	2:05.189 B	41.019	48.242	35.928	247.1	22:52.804
8	2	5:16.978	3:56.407	48.231	32.340	170.9	28:09.782
9	2	1:57.655	40.710	46.765	30.180	243.8	30:07.437
10	2	1:54.150	39.782	44.989	29.379	247.1	32:01.587
11	2	1:53.524	39.621	44.526	29.377	247.7	33:55.111
12	2	1:57.401 B	39.146	44.248	34.007	248.3	35:52.512
13	1	5:07.648	3:51.003	44.546	32.099	204.5	41:00.160
14	1	1:53.802	39.826	44.295	29.681	247.7	42:53.962
15	1	1:51.269	38.861	43.669	28.739	249.4	44:45.231
16	1	1:50.154	38.822	42.691	28.641	249.4	46:35.385
17	1	1:56.333 B	38.472	42.746	35.115	250.0	48:31.718
18	1	3:42.157	2:28.301	43.453	30.403	179.4	52:13.875
19	1	1:47.593	38.341	41.794	27.458	248.8	54:01.468
20	1	1:45.615	37.940	40.990	26.685	250.6	55:47.083
21	1	1:46.359	38.863	40.846	26.650	251.7	57:33.442
22	1	1:49.863 B	37.998	40.918	30.947	252.3	59:23.305
23	3	3:18.264	2:07.891	42.451	27.922	158.1	1:02:41.569
24	3	1:48.953	38.195	42.654	28.104	251.2	1:04:30.522
25	3	1:45.487	37.492	41.145	26.850	251.2	1:06:16.009
26	3	1:44.483	37.241	40.769	26.473	254.7	1:08:00.492
27	3	1:45.936	37.403	41.805	26.728	252.9	1:09:46.428
28	3	1:44.159	37.388	40.576	26.195	252.3	1:11:30.587
29	3	1:44.555	37.136	41.494	25.925	252.9	1:13:15.142
30	3	1:43.583	37.079	40.491	26.013	254.1	1:14:58.725
31	3	1:44.230	37.648	40.468	26.114	253.5	1:16:42.955
32	3	1:51.312 B	37.527	41.930	31.855	252.9	1:18:34.267
33	2	3:24.700	2:16.776	41.276	26.648	220.0	1:21:58.967
34	2	1:44.269	37.273	40.560	26.436	251.7	1:23:43.236
35	2	1:43.931	37.349	40.326	26.256	252.9	1:25:27.167
36	2	1:43.387	37.205	40.122	26.060	254.1	1:27:10.554
37	2	1:43.593	37.056	40.391	26.146	254.7	1:28:54.147
38	2	1:42.923	37.162	39.890	25.871	252.9	1:30:37.070