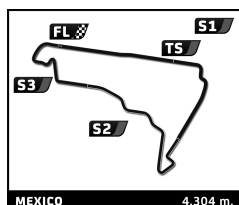


**FIA WEC**  
**6 Hours of Mexico**  
**Free Practice 3**

**Sector Analysis**

Personal Best Session Best B Crossing the finish line in pit lane

| Lap  | D | Time     | Sector 1 | Sector 2 | Sector 3      | T. Spd | Elapsed   | Lap   | D | Time              | Sector 1      | Sector 2      | Sector 3      | T. Spd | Elapsed     |
|--|---|----------|----------|----------|---------------|--------|-----------|---|---|-------------------|---------------|---------------|---------------|--------|-------------|
| <b>1</b> <b>Porsche LMP Team</b> Porsche 919 Hybrid<br>1.Neel JANI 3.Nick TANDY LMP1 - H<br>2.André LOTTERER       |   |          |          |          |               |        |           | <b>11</b> 1 1:31.914 <b>B</b> 30.129 35.324 26.461 295.9 16:17.392<br><b>12</b> 1 12:55.883 ... 36.411 22.004 263.4 29:13.275<br><b>13</b> 1 <b>1:26.127</b> 30.298 <b>33.799</b> 22.030 290.3 30:39.402<br><b>14</b> 1 1:26.831 30.525 34.337 21.969 293.5 32:06.233<br><b>15</b> 1 1:26.492 30.178 34.318 21.996 288.0 33:32.725<br><b>16</b> 1 1:26.410 30.329 33.932 22.149 288.0 34:59.135<br><b>17</b> 1 1:28.200 30.335 35.763 22.102 294.3 36:27.335<br><b>18</b> 1 1:26.630 30.600 34.197 21.833 288.8 37:53.965<br><b>19</b> 1 1:30.732 <b>B</b> 30.182 33.896 26.654 292.7 39:24.697<br><b>20</b> 3 2:29.896 1:32.140 35.448 22.308 264.7 41:54.593<br><b>21</b> 3 1:27.669 30.545 34.919 22.205 282.0 43:22.262<br><b>22</b> 3 1:27.565 30.645 34.878 22.042 286.5 44:49.827<br><b>23</b> 3 1:28.310 31.273 34.934 22.103 292.7 46:18.137<br><b>24</b> 3 1:27.820 31.027 34.359 22.434 285.0 47:45.957<br><b>25</b> 3 1:26.566 30.460 34.222 21.884 286.5 49:12.523<br><b>26</b> 3 1:26.353 30.255 34.276 21.822 285.0 50:38.876<br><b>27</b> 3 1:28.042 30.480 34.089 23.473 281.2 52:06.918<br><b>28</b> 3 1:28.182 30.916 34.386 22.880 296.7 53:35.100<br><b>29</b> 3 1:27.212 30.460 34.888 21.864 283.5 55:02.312<br><b>30</b> 3 1:27.262 30.711 34.759 21.792 282.0 56:29.574<br><b>31</b> 3 1:28.164 30.599 35.452 22.113 282.0 57:57.738<br><b>32</b> 3 1:26.688 30.575 34.072 22.041 281.2 59:24.426<br><b>33</b> 3 1:28.173 31.972 34.442 21.759 292.7 1:00:52.599 |   |                   |               |               |               |        |             |
| <b>2</b> <b>Porsche LMP Team</b> Porsche 919 Hybrid<br>1.Timo BERNHARD 3.Brendon HARTLEY LMP1 - H<br>2.Earl BAMBER |   |          |          |          |               |        |           | <b>7</b> <b>Toyota Gazoo Racing</b> Toyota TS050 - Hybrid<br>1.Mike CONWAY 3.Jose Maria LOPEZ LMP1 - H<br>2.Kamui KOBAYASHI   |   |                   |               |               |               |        |             |
| 1  | 1 | 1:38.367 | 41.133   | 35.134   | 22.100        | 246.0  | 1:38.367  | 1   | 1 | 1:49.888          | 48.840        | 37.533        | 23.515        | 257.8  | 1:49.888    |
| 2  | 1 | 1:26.585 | 30.641   | 34.166   | 21.778        | 286.5  | 3:04.952  | 2   | 1 | <b>1:26.069</b>   | 30.135        | <b>33.799</b> | <b>22.135</b> | 298.3  | 3:15.957    |
| 3  | 1 | 1:26.456 | 30.373   | 34.362   | <b>21.721</b> | 292.7  | 4:31.408  | 3   | 1 | 1:35.583 <b>B</b> | 31.827        | 36.762        | 26.994        | 280.5  | 4:51.540    |
| 4  | 1 | 1:27.510 | 30.419   | 35.083   | 22.008        | 288.8  | 5:58.918  | 4   | 3 | 2:43.831          | 1:42.688      | 37.866        | 23.277        | 254.1  | 7:35.371    |
| 5  | 1 | 1:28.156 | 31.160   | 34.938   | 22.058        | 292.7  | 7:27.074  | 5   | 3 | 1:26.716          | 29.940        | 34.530        | 22.246        | 300.0  | 9:02.087    |
| 6  | 1 | 1:26.554 | 30.373   | 34.345   | 21.836        | 291.9  | 8:53.628  | 6   | 3 | 1:29.641          | 31.307        | 35.775        | 22.559        | 280.5  | 10:31.728   |
| 7  | 1 | 1:27.817 | 30.218   | 35.374   | 22.225        | 290.3  | 10:21.445 | 7   | 3 | 1:26.474          | 30.107        | 34.056        | 22.311        | 300.0  | 11:58.202   |
| 8  | 1 | 1:26.388 | 30.427   | 33.978   | 21.983        | 291.1  | 11:47.833 | 8   | 3 | 1:32.675 <b>B</b> | 31.575        | 34.447        | 26.653        | 278.4  | 13:30.877   |
| 9  | 1 | 1:27.935 | 30.358   | 35.200   | 22.377        | 291.9  | 13:15.768 | 9   | 3 | 9:04.320          | 8:06.065      | 35.786        | 22.469        | 255.3  | 22:35.197   |
| 10   | 1 | 1:29.710 | 30.496   | 36.139   | 23.075        | 285.0  | 14:45.478 | 10  | 3 | 1:28.168          | 30.478        | 35.058        | 22.632        | 288.8  | 24:03.365   |
|  |   |          |          |          |               |        |           | 11  | 3 | 1:26.880          | 30.411        | 34.164        | 22.305        | 288.0  | 25:30.245   |
|  |   |          |          |          |               |        |           | 12  | 3 | 1:27.485          | 30.577        | 34.364        | 22.544        | 291.9  | 26:57.730   |
|  |   |          |          |          |               |        |           | 13  | 3 | 1:27.386          | 30.693        | 34.385        | 22.308        | 293.5  | 28:25.116   |
|  |   |          |          |          |               |        |           | 14  | 3 | 1:30.447 <b>B</b> | <b>29.882</b> | 33.989        | 26.576        | 300.8  | 29:55.563   |
|  |   |          |          |          |               |        |           | 15  | 1 | 6:33.810          | 5:36.078      | 35.221        | 22.511        | 257.8  | 36:29.373   |
|  |   |          |          |          |               |        |           | 16  | 1 | 1:27.965          | 30.596        | 34.679        | 22.690        | 286.5  | 37:57.338   |
|  |   |          |          |          |               |        |           | 17  | 1 | 1:28.014          | 30.640        | 34.736        | 22.638        | 285.7  | 39:25.352   |
|  |   |          |          |          |               |        |           | 18  | 1 | 1:29.311          | 30.657        | 35.800        | 22.854        | 285.7  | 40:54.663   |
|  |   |          |          |          |               |        |           | 19  | 1 | 1:29.393          | 30.610        | 35.988        | 22.795        | 286.5  | 42:24.056   |
|  |   |          |          |          |               |        |           | 20  | 1 | 1:32.719 <b>B</b> | 30.350        | 35.026        | 27.343        | 298.3  | 43:56.775   |
|  |   |          |          |          |               |        |           | 21  | 2 | 3:40.063          | 2:41.263      | 36.306        | 22.494        | 259.6  | 47:36.838   |
|  |   |          |          |          |               |        |           | 22  | 2 | 1:27.754          | 30.531        | 34.784        | 22.439        | 288.0  | 49:04.592   |
|  |   |          |          |          |               |        |           | 23  | 2 | 1:27.608          | 30.568        | 34.791        | 22.249        | 284.2  | 50:32.200   |
|  |   |          |          |          |               |        |           | 24  | 2 | 1:28.721          | 30.923        | 35.286        | 22.512        | 287.2  | 52:00.921   |
|  |   |          |          |          |               |        |           | 25  | 2 | 1:27.734          | 30.452        | 34.958        | 22.324        | 286.5  | 53:28.655   |
|  |   |          |          |          |               |        |           | 26  | 2 | 1:28.487          | 30.697        | 35.309        | 22.481        | 290.3  | 54:57.142   |
|  |   |          |          |          |               |        |           | 27  | 2 | 1:28.167          | 30.759        | 34.926        | 22.482        | 285.7  | 56:25.309   |
|  |   |          |          |          |               |        |           | 28  | 2 | 1:28.808          | 30.750        | 35.646        | 22.412        | 278.4  | 57:54.117   |
|  |   |          |          |          |               |        |           | 29  | 2 | 1:27.948          | 30.430        | 34.724        | 22.794        | 286.5  | 59:22.065   |
|  |   |          |          |          |               |        |           | 30  | 2 | 1:28.824          | 31.534        | 34.801        | 22.489        | 285.0  | 1:00:50.889 |



# FIA WEC

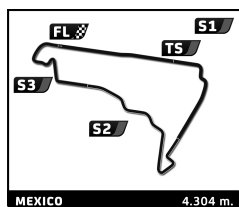
## 6 Hours of Mexico

### Free Practice 3

#### Sector Analysis

■ Personal Best ■ Session Best B Crossing the finish line in pit lane

| Lap   | D | Time            | Sector 1      | Sector 2      | Sector 3      | T. Spd | Elapsed     | Lap | D | Time       | Sector 1 | Sector 2 | Sector 3 | T. Spd | Elapsed     |
|---|---|-----------------|---------------|---------------|---------------|--------|-------------|-----|---|------------|----------|----------|----------|--------|-------------|
| <b>8</b> <b>Toyota Gazoo Racing</b> Toyota TS050 - Hybrid |   |                 |               |               |               |        |             |     |   |            |          |          |          |        |             |
| 1.Sébastien BUEMI 3.Kazuki NAKAJIMA LMP1 - H              |   |                 |               |               |               |        |             |     |   |            |          |          |          |        |             |
| 2.Anthony DAVIDSON  |   |                 |               |               |               |        |             |     |   |            |          |          |          |        |             |
| 1   | 1 | 1:51.326        | 49.783        | 37.531        | 24.012        | 257.1  | 1:51.326    | 22  | 1 | 1:36.163   | 34.375   | 37.709   | 24.079   | 283.5  | 48:06.154   |
| 2   | 1 | 1:25.884        | 29.789        | <b>33.962</b> | 22.133        | 299.2  | 3:17.210    | 23  | 1 | 1:39.142 B | 33.916   | 36.940   | 28.286   | 279.8  | 49:45.296   |
| 3   | 1 | 1:32.520        | 32.875        | 37.184        | 22.461        | 284.2  | 4:49.730    | 24  | 3 | 4:01.909   | 3:00.004 | 37.532   | 24.373   | 247.7  | 53:47.205   |
| 4   | 1 | <b>1:25.789</b> | <b>29.750</b> | 34.039        | <b>22.000</b> | 300.8  | 6:15.519    | 25  | 3 | 1:36.561   | 34.613   | 37.753   | 24.195   | 282.7  | 55:23.766   |
| 5   | 1 | 1:35.579 B      | 31.124        | 35.655        | 28.800        | 290.3  | 7:51.098    | 26  | 3 | 1:36.114   | 34.058   | 37.258   | 24.798   | 280.5  | 56:59.880   |
| 6   | 3 | 6:20.749        | 5:22.973      | 35.483        | 22.293        | 261.5  | 14:11.847   | 27  | 3 | 1:34.951   | 34.020   | 36.871   | 24.060   | 279.8  | 58:34.831   |
| 7   | 3 | 1:26.578        | 29.934        | 34.218        | 22.426        | 298.3  | 15:38.425   | 28  | 3 | 1:52.365 B | 33.982   | 37.001   | 41.382   | 281.2  | 1:00:27.196 |
| 8   | 3 | 1:31.241        | 31.609        | 36.576        | 23.056        | 284.2  | 17:09.666   |     |   |            |          |          |          |        |             |
| 9   | 3 | 1:26.152        | 29.812        | 34.181        | 22.159        | 299.2  | 18:35.818   |     |   |            |          |          |          |        |             |
| 10  | 3 | 1:34.542 B      | 31.176        | 35.829        | 27.537        | 290.3  | 20:10.360   |     |   |            |          |          |          |        |             |
| 11  | 2 | 2:38.488        | 1:39.302      | 35.692        | 23.494        | 270.0  | 22:48.848   |     |   |            |          |          |          |        |             |
| 12  | 2 | 1:27.759        | 30.299        | 34.743        | 22.717        | 294.3  | 24:16.607   |     |   |            |          |          |          |        |             |
| 13  | 2 | 1:29.221        | 30.266        | 36.058        | 22.897        | 297.5  | 25:45.828   |     |   |            |          |          |          |        |             |
| 14  | 2 | 1:28.382        | 30.340        | 35.187        | 22.855        | 295.1  | 27:14.210   |     |   |            |          |          |          |        |             |
| 15  | 2 | 1:28.304        | 30.475        | 35.137        | 22.692        | 295.1  | 28:42.514   |     |   |            |          |          |          |        |             |
| 16  | 2 | 1:28.936        | 30.281        | 35.762        | 22.893        | 297.5  | 30:11.450   |     |   |            |          |          |          |        |             |
| 17  | 2 | 1:28.121        | 30.335        | 35.260        | 22.526        | 297.5  | 31:39.571   |     |   |            |          |          |          |        |             |
| 18  | 2 | 1:28.233        | 30.285        | 35.480        | 22.468        | 297.5  | 33:07.804   |     |   |            |          |          |          |        |             |
| 19  | 2 | 1:27.730        | 30.314        | 34.958        | 22.458        | 292.7  | 34:35.534   |     |   |            |          |          |          |        |             |
| 20  | 2 | 1:28.208        | 30.424        | 35.008        | 22.776        | 293.5  | 36:03.742   |     |   |            |          |          |          |        |             |
| 21  | 2 | 1:27.834        | 30.297        | 34.912        | 22.625        | 295.1  | 37:31.576   |     |   |            |          |          |          |        |             |
| 22  | 2 | 1:29.691        | 31.209        | 34.865        | 23.617        | 297.5  | 39:01.267   |     |   |            |          |          |          |        |             |
| 23  | 2 | 1:32.789 B      | 30.362        | 34.794        | 27.633        | 293.5  | 40:34.056   |     |   |            |          |          |          |        |             |
| 24  | 2 | 10:56.750 B     | 7:38.032      | 2:07.102      | 1:11.616      | 180.0  | 51:30.806   |     |   |            |          |          |          |        |             |
| 25  | 2 | 2:59.819        | 1:58.952      | 36.863        | 24.004        | 243.8  | 54:30.625   |     |   |            |          |          |          |        |             |
| 26  | 2 | 1:29.537        | 31.665        | 34.749        | 23.123        | 291.9  | 56:00.162   |     |   |            |          |          |          |        |             |
| 27  | 2 | 1:29.318        | 30.488        | 35.598        | 23.232        | 294.3  | 57:29.480   |     |   |            |          |          |          |        |             |
| 28  | 2 | 1:28.931        | 30.444        | 35.258        | 23.229        | 292.7  | 58:58.411   |     |   |            |          |          |          |        |             |
| 29  | 2 | 1:27.965        | 30.391        | 34.955        | 22.619        | 293.5  | 1:00:26.376 |     |   |            |          |          |          |        |             |
| <b>13</b> <b>Vaillante Rebellion</b> Oreca 07 - Gibson    |   |                 |               |               |               |        |             |     |   |            |          |          |          |        |             |
| 1.Mathias BECHE 3.Nelson PIQUET JR LMP2                   |   |                 |               |               |               |        |             |     |   |            |          |          |          |        |             |
| 2.David HEINEMEIER HANS!                                  |   |                 |               |               |               |        |             |     |   |            |          |          |          |        |             |
| 1   | 1 | 1:56.112        | 49.891        | 40.183        | 26.038        | 225.9  | 1:56.112    | 22  | 1 | 1:36.163   | 34.375   | 37.709   | 24.079   | 283.5  | 48:06.154   |
| 2   | 1 | 1:37.776        | 34.265        | 37.415        | 26.096        | 281.2  | 3:33.888    | 23  | 1 | 1:39.142 B | 33.916   | 36.940   | 28.286   | 279.8  | 49:45.296   |
| 3   | 1 | 1:35.022        | 33.924        | 37.113        | 23.985        | 282.0  | 5:08.910    | 24  | 3 | 4:01.909   | 3:00.004 | 37.532   | 24.373   | 247.7  | 53:47.205   |
| 4   | 1 | <b>1:34.655</b> | <b>33.703</b> | 36.995        | 23.957        | 282.0  | 6:43.565    | 25  | 3 | 1:36.561   | 34.613   | 37.753   | 24.195   | 282.7  | 55:23.766   |
| 5   | 1 | 1:40.422 B      | 33.759        | 37.827        | 28.836        | 283.5  | 8:23.987    | 26  | 3 | 1:36.114   | 34.058   | 37.258   | 24.798   | 280.5  | 56:59.880   |
| 6   | 2 | 4:16.342        | 3:13.636      | 37.492        | 25.214        | 247.7  | 12:40.329   | 27  | 3 | 1:34.951   | 34.020   | 36.871   | 24.060   | 279.8  | 58:34.831   |
| 7   | 2 | 1:36.425        | 34.063        | 37.968        | 24.394        | 281.2  | 14:16.754   | 28  | 3 | 1:52.365 B | 33.982   | 37.001   | 41.382   | 281.2  | 1:00:27.196 |
| 8   | 2 | 1:35.961        | 34.077        | 37.638        | 24.246        | 281.2  | 15:52.715   |     |   |            |          |          |          |        |             |
| 9   | 2 | 1:36.471        | 34.062        | 38.138        | 24.271        | 282.0  | 17:29.186   |     |   |            |          |          |          |        |             |
| 10  | 2 | 1:40.257 B      | 33.992        | 37.649        | 28.616        | 282.0  | 19:09.443   |     |   |            |          |          |          |        |             |
| 11  | 2 | 5:48.914        | 4:44.156      | 39.051        | 25.707        | 227.8  | 24:58.357   |     |   |            |          |          |          |        |             |
| 12  | 2 | 1:36.363        | 33.883        | 37.416        | 25.064        | 280.5  | 26:34.720   |     |   |            |          |          |          |        |             |
| 13  | 2 | 1:35.862        | 34.021        | 37.200        | 24.641        | 278.4  | 28:10.582   |     |   |            |          |          |          |        |             |
| 14  | 2 | 1:35.555        | 34.172        | 37.108        | 24.275        | 279.1  | 29:46.137   |     |   |            |          |          |          |        |             |
| 15  | 2 | 1:40.162 B      | 34.041        | 37.369        | 28.752        | 279.1  | 31:26.299   |     |   |            |          |          |          |        |             |
| 16  | 1 | 4:11.317        | 3:08.990      | 38.216        | 24.111        | 234.3  | 35:37.616   |     |   |            |          |          |          |        |             |
| 17  | 1 | 1:34.928        | 33.857        | 36.975        | 24.096        | 284.2  | 37:12.544   |     |   |            |          |          |          |        |             |
| 18  | 1 | 1:40.126 B      | 33.932        | <b>36.666</b> | 29.528        | 281.2  | 38:52.670   |     |   |            |          |          |          |        |             |
| 19  | 1 | 4:25.344        | 3:23.069      | 37.975        | 24.300        | 248.8  | 43:18.014   |     |   |            |          |          |          |        |             |
| 20  | 1 | 1:35.211        | 33.938        | 37.421        | <b>23.852</b> | 280.5  | 44:53.225   |     |   |            |          |          |          |        |             |
| 21  | 1 | 1:36.766        | 33.973        | 37.935        | 24.858        | 279.1  | 46:29.991   |     |   |            |          |          |          |        |             |
| <b>24</b> <b>CEFC Manor TRS Racing</b> Oreca 07 - Gibson  |   |                 |               |               |               |        |             |     |   |            |          |          |          |        |             |
| 1.Matthew RAO 3.Jean-Eric VERGNE LMP2                     |   |                 |               |               |               |        |             |     |   |            |          |          |          |        |             |
| 2.Ben HANLEY  |   |                 |               |               |               |        |             |     |   |            |          |          |          |        |             |
| 1   | 3 | 2:02.808        | 57.637        | 39.379        | 25.792        | 216.4  | 2:02.808    | 22  | 1 | 1:36.163   | 34.375   | 37.709   | 24.079   | 283.5  | 48:06.154   |
| 2   | 3 | 1:36.316        | 34.335        | 37.091        | 24.890        | 277.6  | 3:39.124    | 23  | 1 | 1:39.142 B | 33.916   | 36.940   | 28.286   | 279.8  | 49:45.296   |
| 3   | 3 | 1:37.953        | 34.145        | 38.233        | 25.575        | 281.2  | 5:17.077    | 24  | 3 | 4:01.909   | 3:00.004 | 37.532   | 24.373   | 247.7  | 53:47.205   |
| 4   | 3 | 1:37.783        | 33.987        | 43.124        | 2:00.672      | 281.2  | 8:34.860    | 25  | 3 | 1:36.561   | 34.613   | 37.753   | 24.195   | 282.7  | 55:23.766   |
| 5   | 3 | 1:38.000        | 35.180        | 37.862        | 24.958        | 274.1  | 10:12.860   | 26  | 3 | 1:36.114   | 34.058   | 37.258   | 24.798   | 280.5  | 56:59.880   |
| 6   | 3 | 1:34.658        | 33.907        | 36.785        | 23.966        | 279.8  | 11:47.518   | 27  | 3 | 1:34.951   | 34.020   | 36.871   | 24.060   | 279.8  | 58:34.831   |
| 7   | 3 | 1:38.681 B      | 33.881        | 36.855        | 27.945        | 282.0  | 13:26.199   | 28  | 3 | 1:52.365 B | 33.982   | 37.001   | 41.382   | 281.2  | 1:00:27.196 |
| 8   | 2 | 3:07.688        | 2:05.995      | 37.492        | 24.201        | 243.8  | 16:33.887   |     |   |            |          |          |          |        |             |
| 9   | 2 | 1:34.691        | 33.929        | 36.825        | 23.937        | 281.2  | 18:08.578   |     |   |            |          |          |          |        |             |
| 10  | 2 | 1:34.774        | 33.611        | 37.290        | 23.873        | 279.8  | 19:43.352   |     |   |            |          |          |          |        |             |
| 11  | 2 | 1:34.655        | 33.807        | 36.863        | 23.985        | 284.2  | 21:18.007   |     |   |            |          |          |          |        |             |
| 12  | 2 | 1:34.582        | 33.854        | 36.788        | 23.940        | 283.5  | 22:52.589   |     |   |            |          |          |          |        |             |
| 13  | 2 | 1:37.981 B      | <b>33.598</b> | 36.808        | 27.575        | 283.5  | 24:30.570   |     |   |            |          |          |          |        |             |
| 14  | 1 | 3:15.020        | 2:11.841      | 38.525        | 24.654        | 247.1  | 27:45.590   |     |   |            |          |          |          |        |             |
| 15  | 1 | 1:36.783        | 34.666        | 37.768        | 24.349        | 280.5  | 29:22.373   |     |   |            |          |          |          |        |             |
| 16  | 1 | 1:37.228        | 34.317        | 37.966        | 24.945        | 280.5  | 30:59.601   |     |   |            |          |          |          |        |             |
| 17  | 1 | 1:42.819 B      | 34.224        | 38.655        | 29.940        | 282.0  | 32:42.420   |     |   |            |          |          |          |        |             |
| 18  | 3 | 5:46.659        | 4:44.512      | 38.082        | 24.065        | 220.0  | 38:29.079   |     |   |            |          |          |          |        |             |
| 19  | 3 | 1:34.966        | 33.803        | 36.998        | 24.165        | 280.5  | 40:04.045   |     |   |            |          |          |          |        |             |
| 20  | 3 | 1:34.574        | 33.692        | 37.031        | <b>23.851</b> | 280.5  | 41:38.619   |     |   |            |          |          |          |        |             |
| 21  | 3 | <b>1:34.539</b> | 33.709        | <b>36.571</b> | 24.259        | 279.8  | 43:13.158   |     |   |            |          |          |          |        |             |
| 22  | 3 | 1:38.773 B      | 33.980        | 36.696        | 28.097        | 279.8  | 44:51.931   |     |   |            |          |          |          |        |             |
| 23  | 1 | 3:09.972        | 2:05.588      | 37.584        | 26.800        | 247.7  | 48:01.903   |     |   |            |          |          |          |        |             |
| 24  | 1 | 1:37.837        | 34.089        | 38.768        | 24.980        | 281.2  | 49:39.740   |     |   |            |          |          |          |        |             |
| 25  | 1 | 1:37.592        | 34.217        | 37.780        | 25.595        | 280.5  | 51:17.332   |     |   |            |          |          |          |        |             |
| 26  | 1 | 1:37.416        | 34.355        | 38.885        | 24.176        | 279.8  | 52:54.748   |     |   |            |          |          |          |        |             |
| 27  | 1 | 1:40.511 B      | 34.169        | 37.352        | 28.990        | 281.2  | 54:35.259   |     |   |            |          |          |          |        |             |
| 28  | 2 | 3:09.459        | 2:08.406      | 37.187        | 23.866        | 246.0  | 57:44.718   |     |   |            |          |          |          |        |             |
| 29  | 2 | 1:35.774        | 33.794        | 37.212        | 24.768        | 283.5  | 59:20.492   |     |   |            |          |          |          |        |             |
| 30  | 2 | 1:36.285        | 33.741        | 36.992        | 25.552        | 282.0  | 1:00:56.777 |     |   |            |          |          |          |        |             |
| <b>25</b> <b>CEFC Manor TRS Racing</b> Oreca 07 - Gibson  |   |                 |               |               |               |        |             |     |   |            |          |          |          |        |             |
| 1.Roberto GONZALEZ 3.Vitaly PETROV LMP2                   |   |                 |               |               |               |        |             |     |   |            |          |          |          |        |             |
| 2.Simon TRUMMER   |   |                 |               |               |               |        |             |     |   |            |          |          |          |        |             |
| 1   | 1 | 2:14.685        | 1:03.236      | 44.823        | 26.626        | 219.1  | 2:14.685    | 22  | 1 | 1:36.163   | 34.375   | 37.709   | 24.079   | 283.5  | 48:06.154   |
| 2   | 1 | 1:37.770        | 35.300        | 38.165        | 24.305        | 277.6  | 3:52.455    | 23  | 1 | 1:39.142 B | 33.916   | 36.940   | 28.286   | 279.8  | 49:45.296   |
| 3   | 1 | 1:34.998        | 34.123        | 37.000        | 23.875        | 280.5  | 5:27.453    | 24  | 3 | 4:01.909   | 3:00.004 | 37.532   | 24.373   | 247.7  | 53:47.205   |
| 4   | 1 | 1:35.270        | 33.964        | 37.280        | 24.026        | 281.2  | 7:02.723    | 25  | 3 | 1:36.561   | 34.613   | 37.753   | 24.195   | 282.7  | 55:23.766   |
| 5   | 1 | 1:41.501 B      | 33.869        | 37.526        | 30.106        | 283.5  | 8:44.224    | 26  | 3 | 1:36.114   | 34.058   | 37.258   | 24.798   | 280.5  | 56:59.880   |
| 6   | 3 | 3:42.554        | 2:30.076      | 44.106        | 28.372        | 242.7  | 12:26.778   | 27  | 3 | 1:34.951   | 34.020   | 36.871   | 24.060   | 279.8  | 58:34.831   |
| 7   | 3 | 1:34.575        | 33.892        | 36.906        | <b>23.777</b> | 282.0  | 14:01.353   | 28  | 3 | 1:52.365 B | 33.982   | 37.001   | 41.382   | 281.2  | 1:00:27.196 |
| 8   | 3 | 1:36.348        | 33.640        | 37.459        | 25.249        | 282.0  | 15:37.701   |     |   |            |          |          |          |        |             |
| 9   | 3 | 1:34.714        | 33.771        | 36.944        | 23.999        | 282.0  | 17:12.415   |     |   |            |          |          |          |        |             |
| 10  | 3 | 1:42.355 B      | 33.951        | 39.842        | 28.562        | 284.2  | 18:54.770   |     |   |            |          |          |          |        |             |
| 11  | 3 | 6:42.443        | 5:32.253      | 41.853        | 28.337        | 246.0  | 25:37.213   |     |   |            |          |          |          |        |             |
| 12  | 3 | <b>1:34.318</b> | 33.651        | <b>36.616</b> | 24.051        | 281.2  | 27:11.531   |     |   |            |          |          |          |        |             |
| 13  | 3 | 1:41.417        | 33.567        | 37.532        | 30.318        | 281.2  | 28:52.948   |     |   |            |          |          |          |        |             |



**FIA WEC**  
**6 Hours of Mexico**  
**Free Practice 3**

**Sector Analysis**

■ Personal Best ■ Session Best ■ Crossing the finish line in pit lane

| Lap   | D | Time            | Sector 1      | Sector 2      | Sector 3      | T. Spd | Elapsed     | Lap  | D | Time            | Sector 1      | Sector 2      | Sector 3      | T. Spd | Elapsed   |
|---|---|-----------------|---------------|---------------|---------------|--------|-------------|--|---|-----------------|---------------|---------------|---------------|--------|-----------|
| 14  | 3 | 1:34.488        | <b>33.531</b> | 37.081        | 23.876        | 283.5  | 30:27.436   | 1  | 3 | 1:57.183        | 51.558        | 40.105        | 25.520        | 220.0  | 1:57.183  |
| 15  | 3 | 1:38.965        | B 33.547      | 37.023        | 28.395        | 284.2  | 32:06.401   | 2  | 3 | 1:38.972        | 34.370        | 38.280        | 26.322        | 278.4  | 3:36.155  |
| 16  | 2 | 3:27.518        | 2:23.253      | 39.279        | 24.986        | 247.1  | 35:33.919   | 3  | 3 | 1:36.241        | 34.363        | 37.693        | 24.185        | 281.2  | 5:12.396  |
| 17  | 2 | 1:36.162        | 34.287        | 37.416        | 24.459        | 281.2  | 37:10.081   | 4  | 3 | 1:35.164        | 33.874        | 37.295        | 23.995        | 281.2  | 6:47.560  |
| 18  | 2 | 1:35.896        | 34.213        | 37.220        | 24.463        | 281.2  | 38:45.977   | 5  | 3 | 1:36.377        | 33.856        | 37.836        | 24.685        | 282.0  | 8:23.937  |
| 19  | 2 | 1:36.380        | 34.274        | 37.481        | 24.625        | 280.5  | 40:22.357   | 6  | 3 | 1:35.554        | 34.018        | 37.457        | 24.079        | 282.7  | 9:59.491  |
| 20  | 2 | 1:36.542        | 34.236        | 37.788        | 24.518        | 282.7  | 41:58.899   | 7  | 3 | 1:36.240        | 34.052        | 37.995        | 24.193        | 283.5  | 11:35.731 |
| 21  | 2 | 1:35.805        | 34.191        | 37.237        | 24.377        | 283.5  | 43:34.704   | 8  | 3 | 1:34.946        | 33.814        | 37.139        | 23.993        | 282.7  | 13:10.677 |
| 22  | 2 | 1:36.478        | 34.187        | 37.828        | 24.463        | 282.0  | 45:11.182   | 9  | 3 | 1:37.277        | 33.834        | 38.499        | 24.944        | 282.0  | 14:47.954 |
| 23  | 2 | 1:36.826        | 34.165        | 38.042        | 24.619        | 280.5  | 46:48.008   | 10   | 3 | 1:41.038        | B 33.815      | 38.149        | 29.074        | 281.2  | 16:28.992 |
| 24  | 2 | 1:36.955        | 34.019        | 37.699        | 25.237        | 282.7  | 48:24.963   | 11   | 2 | 2:56.999        | 1:51.835      | 40.581        | 24.583        | 250.0  | 19:25.991 |
| 25  | 2 | 1:37.055        | 34.134        | 38.570        | 24.351        | 282.7  | 50:02.018   | 12   | 2 | 1:36.504        | 33.916        | 38.316        | 24.272        | 281.2  | 21:02.495 |
| 26  | 2 | 1:42.849        | B 34.243      | 38.495        | 30.111        | 282.0  | 51:44.867   | 13   | 2 | 1:36.006        | 34.133        | 37.678        | 24.195        | 280.5  | 22:38.501 |
| 27  | 1 | 3:16.201        | 2:13.088      | 38.561        | 24.552        | 247.7  | 55:01.068   | 14   | 2 | 1:34.771        | 33.986        | 36.788        | 23.997        | 279.8  | 24:13.272 |
| 28  | 1 | 1:36.967        | 34.485        | 38.103        | 24.379        | 283.5  | 56:38.035   | 15   | 2 | 1:35.772        | 34.262        | 37.454        | 24.056        | 281.2  | 25:49.044 |
| 29  | 1 | 1:38.290        | 34.487        | 38.689        | 25.114        | 284.2  | 58:16.325   | 16   | 2 | 1:42.203        | B 34.033      | 38.113        | 30.057        | 282.0  | 27:31.247 |
| 30  | 1 | 1:36.387        | 34.251        | 37.792        | 24.344        | 282.0  | 59:52.712   | 17   | 2 | 3:39.977        | 2:36.860      | 37.812        | 25.305        | 244.9  | 31:11.224 |
| 31  | 1 | 1:36.477        | 34.140        | 37.752        | 24.585        | 282.0  | 1:01:29.189 | 18   | 2 | <b>1:33.720</b> | <b>33.747</b> | <b>36.334</b> | <b>23.639</b> | 279.1  | 32:44.944 |
| <b>26</b> <b>G-Drive Racing</b> Orega 07 - Gibson |   |                 |               |               |               |        |             | <b>31</b> <b>Vaillante Rebellion</b> Orega 07 - Gibson |   |                 |               |               |               |        |           |
| 1. Roman RUSINOV 3. Alex LYNN LMP2                |   |                 |               |               |               |        |             | 1. Julien CANAL 3. Bruno SENNA LMP2                    |   |                 |               |               |               |        |           |
| 2. Pierre THIRIET                                 |   |                 |               |               |               |        |             | 2. Nicolas PROST                                       |   |                 |               |               |               |        |           |
| 1   | 1 | 1:54.064        | 47.586        | 40.593        | 25.885        | 240.5  | 1:54.064    | 1  | 2 | 6:03.583        | 4:59.475      | 39.459        | 24.649        | 234.8  | 6:03.583  |
| 2   | 1 | 1:36.935        | 34.878        | 37.599        | 24.458        | 279.1  | 3:30.999    | 2  | 2 | 1:39.629        | 34.170        | 39.754        | 25.705        | 283.5  | 7:43.212  |
| 3   | 1 | 1:35.830        | 34.348        | 37.426        | 24.056        | 282.7  | 5:06.829    | 3  | 2 | 1:35.383        | 34.103        | 37.352        | 23.928        | 285.7  | 9:18.595  |
| 4   | 1 | 1:35.974        | 33.867        | 37.527        | 24.580        | 281.2  | 6:42.803    | 4  | 2 | 1:35.737        | 33.884        | 37.527        | 24.326        | 285.7  | 10:54.332 |
| 5   | 1 | 1:40.373        | B 34.123      | 37.536        | 28.714        | 282.0  | 8:23.176    | 5  | 2 | 1:35.193        | 33.947        | 37.000        | 24.246        | 285.0  | 12:29.525 |
| 6   | 1 | 3:05.786        | 2:03.804      | 37.743        | 24.239        | 250.0  | 11:28.962   | 6  | 2 | 1:39.712        | B 33.911      | 37.124        | 28.677        | 285.0  | 14:09.237 |
| 7   | 1 | 1:35.834        | 33.919        | 37.380        | 24.535        | 283.5  | 13:04.796   | 7  | 2 | 2:41.679        | 1:37.796      | 39.644        | 24.239        | 252.3  | 16:50.916 |
| 8   | 1 | 1:36.264        | 34.088        | 38.020        | 24.156        | 281.2  | 14:41.060   | 8  | 2 | <b>1:33.793</b> | <b>33.607</b> | <b>36.539</b> | <b>23.647</b> | 285.7  | 18:24.709 |
| 9   | 1 | 1:36.740        | 34.260        | 38.429        | 24.051        | 282.7  | 16:17.800   | 9  | 2 | 1:36.383        | 33.608        | 38.019        | 24.756        | 285.0  | 20:01.092 |
| 10  | 1 | 1:35.683        | 34.068        | 37.312        | 24.303        | 282.7  | 17:53.483   | 10   | 2 | 1:34.256        | 33.784        | 36.667        | 23.805        | 285.7  | 21:35.348 |
| 11  | 1 | 1:41.574        | B 34.149      | 39.373        | 28.052        | 282.7  | 19:35.057   | 11   | 2 | 1:41.245        | B 33.849      | 38.191        | 29.205        | 285.7  | 23:16.593 |
| 12  | 3 | 3:28.387        | 2:27.068      | 37.321        | 23.998        | 250.6  | 23:03.444   | 12   | 2 | 6:44.262        | 5:42.392      | 37.861        | 24.009        | 234.8  | 30:00.855 |
| 13  | 3 | 1:34.850        | 34.078        | 36.917        | 23.855        | 282.7  | 24:38.294   | 13   | 2 | 1:35.901        | 33.697        | 37.728        | 24.476        | 283.5  | 31:36.756 |
| 14  | 3 | 1:34.376        | 33.934        | 36.617        | 23.825        | 281.2  | 26:12.670   | 14   | 2 | 1:35.130        | 33.714        | 37.148        | 24.268        | 284.2  | 33:11.886 |
| 15  | 3 | 1:36.724        | 33.711        | 37.995        | 25.018        | 280.5  | 27:49.394   | 15   | 2 | 1:40.990        | B 33.875      | 38.276        | 28.839        | 284.2  | 34:52.876 |
| 16  | 3 | 1:38.553        | B 33.733      | 36.720        | 28.100        | 282.7  | 29:27.947   | 16   | 1 | 5:17.022        | 4:13.819      | 38.406        | 24.797        | 230.8  | 40:09.898 |
| 17  | 3 | 3:58.511        | 2:56.355      | 38.259        | 23.897        | 251.2  | 33:26.458   | 17   | 1 | 1:36.146        | 34.180        | 37.566        | 24.400        | 281.2  | 41:46.044 |
| 18  | 3 | <b>1:33.150</b> | 33.589        | <b>36.113</b> | <b>23.448</b> | 280.5  | 34:59.608   | 18   | 1 | 1:35.794        | 34.208        | 37.247        | 24.339        | 280.5  | 43:21.838 |
| 19  | 3 | 1:37.599        | 33.600        | 39.615        | 24.384        | 282.0  | 36:37.207   | 19   | 1 | 1:35.408        | 34.087        | 37.200        | 24.121        | 282.7  | 44:57.246 |
| 20  | 3 | 1:33.349        | <b>33.510</b> | 36.285        | 23.554        | 279.8  | 38:10.556   | 20   | 1 | 1:35.723        | 33.969        | 37.304        | 24.450        | 282.0  | 46:32.969 |
| 21  | 3 | 1:40.506        | B 34.168      | 37.145        | 29.193        | 280.5  | 39:51.062   | 21   | 1 | 1:38.236        | 34.196        | 39.766        | 24.274        | 283.5  | 48:11.205 |
| 22  | 2 | 3:07.532        | 2:05.365      | 37.649        | 24.518        | 250.0  | 42:58.594   | 22   | 1 | 1:40.980        | B 33.929      | 37.361        | 29.690        | 282.7  | 49:52.185 |
| 23  | 2 | 1:39.103        | 34.768        | 39.593        | 24.742        | 283.5  | 44:37.697   |  |   |                 |               |               |               |        |           |
| 24  | 2 | 1:37.181        | 34.458        | 38.050        | 24.673        | 280.5  | 46:14.878   |  |   |                 |               |               |               |        |           |
| 25  | 2 | 1:37.889        | 34.359        | 38.612        | 24.918        | 280.5  | 47:52.767   |  |   |                 |               |               |               |        |           |
| 26  | 2 | 1:36.366        | 34.531        | 37.515        | 24.320        | 281.2  | 49:29.133   |  |   |                 |               |               |               |        |           |
| 27  | 2 | 1:41.696        | B 34.681      | 37.980        | 29.035        | 281.2  | 51:10.829   |  |   |                 |               |               |               |        |           |
| 28  | 2 | 2:42.753        | 1:39.293      | 38.967        | 24.493        | 247.1  | 53:53.582   |  |   |                 |               |               |               |        |           |
| 29  | 2 | 1:37.358        | 34.697        | 38.008        | 24.653        | 276.9  | 55:30.940   |  |   |                 |               |               |               |        |           |
| 30  | 2 | 1:36.662        | 34.450        | 37.803        | 24.409        | 279.1  | 57:07.602   |  |   |                 |               |               |               |        |           |
| 31  | 2 | 1:37.183        | 34.579        | 38.082        | 24.522        | 279.1  | 58:44.785   |  |   |                 |               |               |               |        |           |
| 32  | 2 | 1:38.362        | 34.797        | 38.220        | 25.345        | 279.1  | 1:00:23.147 |  |   |                 |               |               |               |        |           |
| <b>28</b> <b>TDS Racing</b> Orega 07 - Gibson     |   |                 |               |               |               |        |             |  |   |                 |               |               |               |        |           |
| 1. François PERRODO 3. Emmanuel COLLARD LMP2      |   |                 |               |               |               |        |             |  |   |                 |               |               |               |        |           |
| 2. Matthieu VAXIVIERE                             |   |                 |               |               |               |        |             |  |   |                 |               |               |               |        |           |

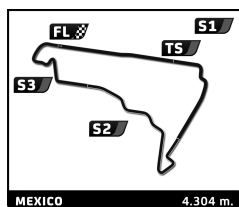


**FIA WEC**  
**6 Hours of Mexico**  
**Free Practice 3**

**Sector Analysis**

Personal Best Session Best B Crossing the finish line in pit lane

| Lap   | D | Time       | Sector 1 | Sector 2 | Sector 3 | T. Spd | Elapsed     | Lap   | D | Time       | Sector 1 | Sector 2 | Sector 3 | T. Spd | Elapsed     |
|---|---|------------|----------|----------|----------|--------|-------------|---|---|------------|----------|----------|----------|--------|-------------|
| 23  | 3 | 2:52.505   | 1:50.718 | 37.602   | 24.185   | 247.7  | 52:44.690   | 12  | 1 | 1:34.862   | 33.908   | 36.770   | 24.184   | 282.0  | 21:58.734   |
| 24  | 3 | 1:35.978   | 34.383   | 37.560   | 24.035   | 284.2  | 54:20.668   | 13  | 1 | 1:44.092 B | 34.237   | 38.959   | 30.896   | 282.7  | 23:42.826   |
| 25  | 3 | 1:34.903   | 33.718   | 37.160   | 24.025   | 284.2  | 55:55.571   | 14  | 1 | 2:40.817   | 1:38.341 | 37.938   | 24.538   | 246.6  | 26:23.643   |
| 26  | 3 | 1:35.709   | 33.806   | 36.937   | 24.966   | 285.7  | 57:31.280   | 15  | 1 | 1:36.565   | 34.721   | 37.355   | 24.489   | 277.6  | 28:00.208   |
| 27  | 3 | 1:36.274   | 34.158   | 37.930   | 24.186   | 283.5  | 59:07.554   | 16  | 1 | 1:36.304   | 34.580   | 37.236   | 24.488   | 278.4  | 29:36.512   |
| 28  | 3 | 1:35.109   | 33.634   | 37.261   | 24.214   | 285.0  | 1:00:42.663 | 17  | 1 | 1:36.807   | 34.476   | 37.504   | 24.827   | 278.4  | 31:13.319   |
| <b>36</b> Signatech Alpine Matmut Alpine A470 - Gibson<br>1.Nicolas LAPIERRE 3.André NEGRÃO LMP2<br>2.Gustavo MENEZES |   |            |          |          |          |        |             | 18 1 1:36.324 34.396 37.400 24.528 279.8 32:49.643  |   |            |          |          |          |        |             |
| 1   | 1 | 2:09.517   | 58.944   | 39.565   | 31.008   | 229.8  | 2:09.517    | 19  | 1 | 1:38.061   | 34.289   | 38.644   | 25.128   | 279.8  | 34:27.704   |
| 2   | 1 | 2:04.169   | 58.170   | 41.006   | 24.993   | 276.2  | 4:13.686    | 20  | 1 | 1:35.989   | 34.304   | 37.310   | 24.375   | 279.1  | 36:03.693   |
| 3   | 1 | 1:36.768   | 34.176   | 38.468   | 24.124   | 279.1  | 5:50.454    | 21  | 1 | 1:35.921   | 34.325   | 37.331   | 24.265   | 279.1  | 37:39.614   |
| 4   | 1 | 1:35.935   | 33.750   | 36.721   | 25.464   | 280.5  | 7:26.389    | 22  | 1 | 1:37.894   | 34.420   | 37.566   | 25.908   | 279.1  | 39:17.508   |
| 5   | 1 | 1:34.811   | 33.609   | 37.315   | 23.887   | 281.2  | 9:01.200    | 23  | 1 | 1:42.051 B | 34.554   | 38.337   | 29.160   | 279.8  | 40:59.559   |
| 6   | 1 | 1:39.552 B | 33.955   | 37.124   | 28.473   | 279.8  | 10:40.752   | 24  | 3 | 3:24.896   | 2:22.097 | 38.202   | 24.597   | 243.8  | 44:24.455   |
| 7   | 1 | 3:57.164   | 2:51.429 | 39.708   | 26.027   | 218.2  | 14:37.916   | 25  | 3 | 1:35.872   | 34.104   | 37.626   | 24.142   | 276.9  | 46:00.327   |
| 8   | 1 | 1:33.144   | 33.552   | 36.073   | 23.519   | 278.4  | 16:11.060   | 26  | 3 | 1:35.075   | 33.996   | 36.964   | 24.115   | 276.9  | 47:35.402   |
| 9   | 1 | 1:37.720   | 33.963   | 39.535   | 24.222   | 282.0  | 17:48.780   | 27  | 3 | 1:36.418   | 34.253   | 38.112   | 24.053   | 277.6  | 49:11.820   |
| 10  | 1 | 1:33.566   | 33.703   | 36.203   | 23.660   | 277.6  | 19:22.346   | 28  | 3 | 1:35.840   | 34.204   | 37.547   | 24.089   | 278.4  | 50:47.660   |
| 11  | 1 | 1:34.400   | 33.886   | 36.808   | 23.706   | 279.1  | 20:56.746   | 29  | 3 | 1:39.751 B | 34.073   | 37.490   | 28.188   | 276.9  | 52:27.411   |
| 12  | 1 | 1:38.831 B | 34.015   | 36.843   | 27.973   | 280.5  | 22:35.577   | 30  | 3 | 5:08.117   | 4:06.140 | 37.907   | 24.070   | 247.7  | 57:35.528   |
| 13  | 3 | 3:53.983   | 2:52.588 | 37.433   | 23.962   | 248.3  | 26:29.560   | 31  | 3 | 1:36.005   | 34.947   | 37.095   | 23.963   | 280.5  | 59:11.533   |
| 14  | 3 | 1:36.042   | 34.222   | 37.810   | 24.010   | 280.5  | 28:05.602   | 32  | 3 | 1:34.886   | 33.993   | 37.110   | 23.783   | 278.4  | 1:00:46.419 |
| 15  | 3 | 1:34.564   | 34.027   | 36.803   | 23.734   | 279.8  | 29:40.166   | <b>38</b> Jackie Chan DC Racing Oreca 07 - Gibson<br>1.Ho-Pin TUNG 3.Thomas LAURENT LMP2<br>2.Oliver JARVIS |   |            |          |          |          |        |             |
| 16  | 3 | 1:34.479   | 33.980   | 36.766   | 23.733   | 278.4  | 31:14.645   | 1   | 2 | 1:55.020   | 48.616   | 40.166   | 26.238   | 240.5  | 1:55.020    |
| 17  | 3 | 1:35.306   | 33.939   | 37.075   | 24.292   | 279.8  | 32:49.951   | 2   | 2 | 1:40.395   | 34.363   | 38.852   | 27.180   | 277.6  | 3:35.415    |
| 18  | 3 | 1:35.597   | 34.248   | 37.278   | 24.071   | 282.0  | 34:25.548   | 3   | 2 | 1:34.845   | 34.028   | 36.916   | 23.901   | 279.8  | 5:10.260    |
| 19  | 3 | 1:34.799   | 33.896   | 36.730   | 24.173   | 277.6  | 36:00.347   | 4   | 2 | 1:34.610   | 33.736   | 36.837   | 24.037   | 280.5  | 6:44.870    |
| 20  | 3 | 1:39.109 B | 34.013   | 37.316   | 27.780   | 277.6  | 37:39.456   | 5   | 2 | 1:38.274   | 33.785   | 37.191   | 27.298   | 281.2  | 8:23.144    |
| 21  | 2 | 3:49.901   | 2:48.093 | 37.699   | 24.109   | 238.4  | 41:29.357   | 6   | 2 | 1:34.533   | 33.815   | 36.773   | 23.945   | 281.2  | 9:57.677    |
| 22  | 2 | 1:35.383   | 33.942   | 37.440   | 24.001   | 277.6  | 43:04.740   | 7   | 2 | 1:36.467   | 34.612   | 37.149   | 24.706   | 282.7  | 11:34.144   |
| 23  | 2 | 1:35.558   | 34.116   | 37.308   | 24.134   | 277.6  | 44:40.298   | 8   | 2 | 1:34.621   | 33.855   | 36.807   | 23.959   | 282.7  | 13:08.765   |
| 24  | 2 | 1:35.256   | 33.944   | 37.192   | 24.120   | 277.6  | 46:15.554   | 9   | 2 | 1:35.559   | 33.979   | 37.159   | 24.421   | 282.7  | 14:44.324   |
| 25  | 2 | 1:36.467   | 34.617   | 37.618   | 24.232   | 280.5  | 47:52.021   | 10  | 2 | 1:36.634   | 33.875   | 37.554   | 25.205   | 282.0  | 16:20.958   |
| 26  | 2 | 1:35.562   | 34.054   | 37.055   | 24.453   | 277.6  | 49:27.583   | 11  | 2 | 1:39.263 B | 33.749   | 36.937   | 28.577   | 282.7  | 18:00.221   |
| 27  | 2 | 1:35.326   | 34.292   | 36.910   | 24.124   | 277.6  | 51:02.909   | 12  | 3 | 3:14.367   | 2:12.832 | 37.478   | 24.057   | 247.7  | 21:14.588   |
| 28  | 2 | 1:34.836   | 34.035   | 36.753   | 24.048   | 277.6  | 52:37.745   | 13  | 3 | 1:34.225   | 33.732   | 36.742   | 23.751   | 281.2  | 22:48.813   |
| 29  | 2 | 1:35.339   | 34.073   | 37.274   | 23.992   | 279.8  | 54:13.084   | 14  | 3 | 1:34.218   | 33.720   | 36.707   | 23.791   | 281.2  | 24:23.031   |
| 30  | 2 | 1:35.312   | 34.274   | 37.001   | 24.037   | 280.5  | 55:48.396   | 15  | 3 | 1:33.720   | 33.690   | 36.394   | 23.636   | 281.2  | 25:56.751   |
| 31  | 2 | 1:35.447   | 34.441   | 36.954   | 24.052   | 279.8  | 57:23.843   | 16  | 3 | 1:38.230 B | 33.857   | 36.891   | 27.482   | 282.0  | 27:34.981   |
| 32  | 2 | 1:34.741   | 34.024   | 37.014   | 23.703   | 278.4  | 58:58.584   | 17  | 3 | 3:20.308   | 2:18.522 | 37.755   | 24.031   | 246.0  | 30:55.289   |
| 33  | 2 | 1:34.592   | 33.799   | 36.963   | 23.830   | 280.5  | 1:00:33.176 | 18  | 3 | 1:33.191   | 33.479   | 36.200   | 23.512   | 280.5  | 32:28.480   |
| <b>37</b> Jackie Chan DC Racing Oreca 07 - Gibson<br>1.David CHENG 3.Tristan GOMMENDY LMP2<br>2.Alex BRUNDLE          |   |            |          |          |          |        |             | 19 3 1:33.518 33.784 36.285 23.449 282.0 34:01.998  |   |            |          |          |          |        |             |
| 1   | 2 | 1:49.861   | 45.199   | 40.190   | 24.472   | 231.3  | 1:49.861    | 20  | 3 | 1:42.188   | 33.690   | 37.961   | 30.537   | 281.2  | 35:44.186   |
| 2   | 2 | 1:34.298   | 34.193   | 36.458   | 23.647   | 278.4  | 3:24.159    | 21  | 3 | 1:42.992   | 38.336   | 38.694   | 25.962   | 233.3  | 37:27.178   |
| 3   | 2 | 1:33.600   | 33.541   | 36.424   | 23.635   | 280.5  | 4:57.759    | 22  | 3 | 1:34.506   | 33.651   | 36.506   | 24.349   | 280.5  | 39:01.684   |
| 4   | 2 | 1:33.130   | 33.458   | 36.162   | 23.510   | 282.0  | 6:30.889    | 23  | 3 | 1:38.736 B | 34.393   | 36.658   | 27.685   | 280.5  | 40:40.420   |
| 5   | 2 | 1:46.172   | 39.928   | 41.140   | 25.104   | 276.2  | 8:17.061    | 24  | 2 | 3:28.004   | 2:26.381 | 36.933   | 24.690   | 248.3  | 44:08.424   |
| 6   | 2 | 1:39.239 B | 33.404   | 37.473   | 28.362   | 283.5  | 9:56.300    | 25  | 2 | 1:34.858   | 33.746   | 37.209   | 23.903   | 280.5  | 45:43.282   |
| 7   | 1 | 4:02.800   | 3:00.539 | 37.863   | 24.398   | 248.3  | 13:59.100   | 26  | 2 | 1:34.230   | 33.696   | 36.655   | 23.879   | 279.8  | 47:17.512   |
| 8   | 1 | 1:35.537   | 33.868   | 37.345   | 24.324   | 282.0  | 15:34.637   | 27  | 2 | 1:35.023   | 33.712   | 37.034   | 24.277   | 280.5  | 48:52.535   |
| 9   | 1 | 1:36.862   | 34.282   | 37.686   | 24.894   | 281.2  | 17:11.499   | 28  | 2 | 1:36.006   | 33.841   | 38.047   | 24.118   | 282.0  | 50:28.541   |
| 10  | 1 | 1:36.934   | 34.579   | 38.016   | 24.339   | 282.7  | 18:48.433   | 29  | 2 | 1:36.397   | 33.735   | 37.289   | 25.373   | 279.8  | 52:04.938   |
| 11  | 1 | 1:35.439   | 34.199   | 37.177   | 24.063   | 280.5  | 20:23.872   | 30  | 2 | 1:34.480   | 33.781   | 36.637   | 24.062   | 279.8  | 53:39.418   |
|   |   |            |          |          |          |        |             | 31 2 1:41.565 B 33.886 39.194 28.485 281.2 55:20.983  |   |            |          |          |          |        |             |
|   |   |            |          |          |          |        |             | 32 1 2:48.615 1:47.628 37.023 23.964 248.8 58:09.598  |   |            |          |          |          |        |             |
|   |   |            |          |          |          |        |             | 33 1 1:34.671 33.584 36.698 24.389 280.5 59:44.269  |   |            |          |          |          |        |             |



**FIA WEC**  
**6 Hours of Mexico**  
**Free Practice 3**

**Sector Analysis**

■ Personal Best ■ Session Best ■ Crossing the finish line in pit lane

| Lap       | D   | Time            | Sector 1      | Sector 2      | Sector 3      | T. Spd | Elapsed     | Lap       | D  | Time            | Sector 1 | Sector 2      | Sector 3      | T. Spd | Elapsed     |             |          |
|-----------|---|-----------------|---------------|---------------|---------------|--------|-------------|-----------|--|-----------------|----------|---------------|---------------|--------|-------------|-------------|----------|
| 34        | 1   | 1:34.861        | 33.995        | 36.903        | 23.963        | 281.2  | 1:01:19.130 | 27        | 1  | 1:46.888        | 37.875   | 42.146        | 26.867        | 248.3  | 53:58.699   |             |          |
| <b>51</b> | <b>AF Corse</b><br>1. James CALADO<br>2. Alessandro PIER GUIDI<br>Ferrari 488 GTE<br>LMGTE Pro                          |                 |               |               |               |        |             | 28        | 1  | 1:46.711        | 38.358   | 41.734        | 26.619        | 248.3  | 55:45.410   |             |          |
| 1         | 1   | 2:45.427        | 1:37.993      | 41.803        | 25.631        | 220.4  | 2:45.427    | 29        | 1  | 1:47.687        | 38.271   | 41.905        | 27.511        | 248.3  | 57:33.097   |             |          |
| 2         | 1   | 1:44.828        | 38.671        | 39.725        | 26.432        | 254.1  | 4:30.255    | 30        | 1  | 1:46.740        | 38.151   | 41.874        | 26.715        | 250.0  | 59:19.837   |             |          |
| 3         | 1   | 1:44.857        | 36.403        | 39.439        | 29.015        | 257.1  | 6:15.112    | 31        | 1  | 1:48.223        | 38.432   | 41.824        | 27.967        | 250.0  | 1:01:08.060 |             |          |
| 4         | 1   | 1:43.545        | <b>36.223</b> | 39.557        | 27.765        | 258.4  | 7:58.657    | <b>61</b> | <b>Clearwater Racing</b><br>1. Weng Sun MOK<br>2. Keita SAWA<br>3. Matt GRIFFIN<br>Ferrari 488 GTE<br>LMGTE Am |                 |          |               |               |        |             |             |          |
| 5         | 1   | 1:40.960        | 36.445        | 39.358        | 25.157        | 257.8  | 9:39.617    | 1         | 3  | 2:13.226        | 1:04.283 | 42.511        | 26.432        | 218.2  | 2:13.226    |             |          |
| 6         | 1   | 1:48.786        | 37.420        | 43.125        | 28.241        | 257.8  | 11:28.403   | 2         | 3  | 1:44.892        | 38.156   | 40.749        | 25.987        | 248.3  | 3:58.118    |             |          |
| 7         | 1   | 2:00.673        | 41.737        | 49.059        | 29.877        | 192.9  | 13:29.076   | 3         | 3  | 1:44.696        | 37.730   | 41.129        | 25.837        | 250.6  | 5:42.814    |             |          |
| 8         | 1   | <b>1:40.793</b> | 36.372        | <b>39.266</b> | 25.155        | 257.1  | 15:09.869   | 4         | 3  | 1:43.288        | 37.160   | 40.251        | 25.877        | 252.9  | 7:26.102    |             |          |
| 9         | 1   | 1:47.456        | <b>B</b>      | 36.356        | 41.541        | 29.559 | 257.1       | 16:57.325 | 5  | 3               | 1:48.112 | <b>B</b>      | 37.081        | 40.306 | 30.725      | 254.7       | 9:14.214 |
| 10        | 1   | 7:04.905        | 6:00.012      | 39.762        | 25.131        | 221.8  | 24:02.230   | 6         | 3  | 2:59.708        | 1:53.767 | 40.206        | 25.735        | 157.0  | 12:13.922   |             |          |
| 11        | 1   | 1:43.117        | 36.588        | 40.386        | 26.143        | 255.9  | 25:45.347   | 7         | 3  | 1:42.124        | 36.893   | 39.851        | <b>25.380</b> | 252.3  | 13:56.046   |             |          |
| 12        | 1   | 1:52.007        | <b>B</b>      | 37.040        | 43.899        | 31.068 | 254.7       | 27:37.354 | 8  | 3               | 1:42.634 | <b>36.746</b> | 40.096        | 25.792 | 252.3       | 15:38.680   |          |
| 13        | 1   | 11:56.691       | ...           | 40.037        | 25.540        | 222.7  | 39:34.045   | 9         | 3  | <b>1:42.012</b> | 36.819   | <b>39.653</b> | 25.540        | 254.1  | 17:20.692   |             |          |
| 14        | 1   | 1:41.232        | 36.422        | 39.550        | 25.260        | 254.7  | 41:15.277   | 10        | 3  | 1:47.422        | <b>B</b> | 37.216        | 40.246        | 29.960 | 252.3       | 19:08.114   |          |
| 15        | 1   | 1:41.614        | 36.485        | 39.393        | 25.736        | 256.5  | 42:56.891   | 11        | 1  | 4:30.491        | 3:18.187 | 44.140        | 28.164        | 219.5  | 23:38.605   |             |          |
| 16        | 1   | 1:48.203        | <b>B</b>      | 36.378        | 42.019        | 29.806 | 257.1       | 44:45.094 | 12   | 1               | 1:47.692 | 39.039        | 42.054        | 26.599 | 251.7       | 25:26.297   |          |
| 17        | 2   | 3:35.733        | 2:30.150      | 40.154        | 25.429        | 222.7  | 48:20.827   | 13        | 1  | 1:46.926        | 38.094   | 41.987        | 26.845        | 251.2  | 27:13.223   |             |          |
| 18        | 2   | 1:42.405        | 36.608        | 40.416        | 25.381        | 255.3  | 50:03.232   | 14        | 1  | 1:46.208        | 37.880   | 41.521        | 26.807        | 250.0  | 28:59.431   |             |          |
| 19        | 2   | 1:41.127        | 36.429        | 39.567        | 25.131        | 257.1  | 51:44.359   | 15        | 1  | 1:58.720        | <b>B</b> | 40.755        | 45.228        | 32.737 | 218.2       | 30:58.151   |          |
| 20        | 2   | 1:40.902        | 36.432        | 39.427        | <b>25.043</b> | 258.4  | 53:25.261   | 16        | 1  | 2:56.152        | 1:46.172 | 42.921        | 27.059        | 220.4  | 33:54.303   |             |          |
| 21        | 2   | 1:41.423        | 36.525        | 39.491        | 25.407        | 257.1  | 55:06.684   | 17        | 1  | 1:48.019        | 37.651   | 41.766        | 28.602        | 251.2  | 35:42.322   |             |          |
| 22        | 2   | 1:45.071        | <b>B</b>      | 36.398        | 39.387        | 29.286 | 256.5       | 56:51.755 | 18   | 1               | 1:44.897 | 37.551        | 40.981        | 26.365 | 251.7       | 37:27.219   |          |
| 23        | 2   | 4:34.053        | 3:26.702      | 41.248        | 26.103        | 220.4  | 1:01:25.808 | 19        | 1  | 1:50.348        | 37.825   | 44.930        | 27.593        | 252.3  | 39:17.567   |             |          |
| <b>54</b> | <b>Spirit of Race</b><br>1. Thomas FLOHR<br>2. Francesco CASTELLACCI<br>3. Miguel MOLINA<br>Ferrari 488 GTE<br>LMGTE Am |                 |               |               |               |        |             | 20        | 1  | 1:47.083        | 37.571   | 41.977        | 27.535        | 251.2  | 41:04.650   |             |          |
| 1         | 2   | 2:21.344        | 1:07.578      | 45.835        | 27.931        | 179.4  | 2:21.344    | 21        | 1  | 1:55.961        | <b>B</b> | 38.646        | 44.394        | 32.921 | 250.6       | 43:00.611   |          |
| 2         | 2   | 1:46.487        | 38.756        | 41.533        | 26.198        | 249.4  | 4:07.831    | 22        | 2  | 3:25.845        | 2:18.025 | 41.782        | 26.038        | 219.1  | 46:26.456   |             |          |
| 3         | 2   | 1:46.627        | 37.980        | 42.275        | 26.372        | 251.7  | 5:54.458    | 23        | 2  | 1:50.655        | 37.765   | 46.798        | 26.092        | 248.8  | 48:17.111   |             |          |
| 4         | 2   | 1:46.761        | 37.942        | 41.728        | 27.091        | 251.2  | 7:41.219    | 24        | 2  | 1:43.846        | 37.591   | 40.530        | 25.725        | 248.8  | 50:00.957   |             |          |
| 5         | 2   | 1:50.194        | <b>B</b>      | 37.753        | 41.291        | 31.150 | 250.6       | 9:31.413  | 25   | 2               | 1:42.919 | 37.245        | 40.177        | 25.497 | 251.2       | 51:43.876   |          |
| 6         | 2   | 2:57.033        | 1:51.038      | 40.429        | 25.566        | 221.3  | 12:28.446   | 26        | 2  | 1:43.943        | 37.618   | 40.660        | 25.665        | 249.4  | 53:27.819   |             |          |
| 7         | 2   | 1:42.245        | 37.062        | 39.791        | <b>25.392</b> | 252.3  | 14:10.691   | 27        | 2  | 1:49.402        | <b>B</b> | 37.375        | 41.250        | 30.777 | 251.7       | 55:17.221   |          |
| 8         | 2   | 1:43.998        | 37.095        | 40.998        | 25.905        | 251.7  | 15:54.689   | 28        | 2  | 3:44.297        | 2:35.612 | 40.868        | 27.817        | 218.6  | 59:01.518   |             |          |
| 9         | 2   | 1:47.937        | <b>B</b>      | 37.036        | 40.584        | 30.317 | 252.9       | 17:42.626 | 29   | 2               | 1:43.013 | 37.192        | 40.190        | 25.631 | 250.6       | 1:00:44.531 |          |
| 10        | 1   | 3:23.343        | 2:14.124      | 42.101        | 27.118        | 221.3  | 21:05.969   | <b>66</b> | <b>Ford Chip Ganassi Team UK</b><br>1. Stefan MÜCKE<br>2. Olivier PLA<br>Ford GT<br>LMGTE Pro                  |                 |          |               |               |        |             |             |          |
| 11        | 1   | 1:45.780        | 37.994        | 41.069        | 26.717        | 251.2  | 22:51.749   | 1         | 1  | 2:57.577        | 1:50.540 | 41.170        | 25.867        | 222.7  | 2:57.577    |             |          |
| 12        | 1   | 1:45.773        | 37.964        | 41.161        | 26.648        | 251.2  | 24:37.522   | 2         | 1  | 1:40.993        | 36.467   | 39.496        | 25.030        | 256.5  | 4:38.570    |             |          |
| 13        | 1   | 1:45.561        | 38.052        | 41.084        | 26.425        | 250.6  | 26:23.083   | 3         | 1  | 1:40.457        | 36.243   | 39.195        | 25.019        | 259.0  | 6:19.027    |             |          |
| 14        | 1   | 1:52.313        | <b>B</b>      | 38.222        | 42.552        | 31.539 | 250.6       | 28:15.396 | 4  | 1               | 1:45.429 | <b>B</b>      | 36.230        | 39.709 | 29.490      | 259.0       | 8:04.456 |
| 15        | 3   | 3:12.294        | 2:04.590      | 41.388        | 26.316        | 218.6  | 31:27.690   | 5         | 1  | 3:34.308        | 2:28.271 | 40.622        | 25.415        | 225.5  | 11:38.764   |             |          |
| 16        | 3   | 1:44.216        | 37.499        | 40.760        | 25.957        | 250.0  | 33:11.906   | 6         | 1  | 1:41.548        | 36.290   | 39.810        | 25.448        | 258.4  | 13:20.312   |             |          |
| 17        | 3   | 1:43.741        | 37.617        | 40.355        | 25.769        | 250.0  | 34:55.647   | 7         | 1  | 1:45.464        | <b>B</b> | 36.361        | 39.511        | 29.592 | 257.8       | 15:05.776   |          |
| 18        | 3   | 1:43.203        | 37.115        | 40.232        | 25.856        | 249.4  | 36:38.850   | 8         | 1  | 3:56.155        | 2:50.837 | 39.968        | 25.350        | 224.5  | 19:01.931   |             |          |
| 19        | 3   | 1:42.457        | 37.052        | 39.913        | 25.492        | 250.0  | 38:21.307   | 9         | 1  | 1:40.727        | 36.413   | 39.293        | 25.021        | 257.8  | 20:42.658   |             |          |
| 20        | 3   | 1:42.302        | 36.971        | 39.825        | 25.506        | 250.0  | 40:03.609   | 10        | 1  | 1:40.999        | 36.305   | 39.563        | 25.131        | 258.4  | 22:23.657   |             |          |
| 21        | 3   | 1:42.135        | 36.917        | 39.771        | 25.447        | 250.0  | 41:45.744   | 11        | 1  | 1:46.104        | <b>B</b> | 36.381        | 39.697        | 30.026 | 258.4       | 24:09.761   |          |
| 22        | 3   | 1:42.496        | 36.907        | 40.029        | 25.560        | 251.2  | 43:28.240   | 12        | 2  | 3:26.667        | 2:21.276 | 40.123        | 25.268        | 225.0  | 27:36.428   |             |          |
| 23        | 3   | 1:42.806        | 37.019        | 40.129        | 25.658        | 249.4  | 45:11.046   | 13        | 2  | 1:40.927        | 36.254   | 39.472        | 25.201        | 257.8  | 29:17.355   |             |          |
| 24        | 3   | <b>1:42.033</b> | <b>36.859</b> | <b>39.653</b> | 25.521        | 251.2  | 46:53.079   | 14        | 2  | 1:44.704        | 37.472   | 39.828        | 27.404        | 258.4  | 31:02.059   |             |          |
| 25        | 3   | 1:48.307        | <b>B</b>      | 36.973        | 41.015        | 30.319 | 250.6       | 48:41.386 | 15   | 2               | 1:41.419 | 36.210        | 39.744        | 25.465 | 257.8       | 32:43.478   |          |
| 26        | 1   | 3:30.425        | 2:18.306      | 44.062        | 28.057        | 217.7  | 52:11.811   | 16        | 2  | 1:47.786        | <b>B</b> | 37.116        | 40.650        | 30.020 | 236.3       | 34:31.264   |          |

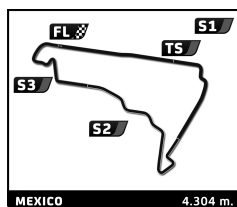


# FIA WEC 6 Hours of Mexico Free Practice 3

## Sector Analysis

Personal Best Session Best B Crossing the finish line in pit lane

| Lap  | D | Time            | Sector 1      | Sector 2      | Sector 3      | T. Spd | Elapsed     | Lap  | D | Time            | Sector 1      | Sector 2      | Sector 3      | T. Spd | Elapsed     |
|--|---|-----------------|---------------|---------------|---------------|--------|-------------|--|---|-----------------|---------------|---------------|---------------|--------|-------------|
| 17   | 1 | 3:26.934        | 2:21.569      | 39.979        | 25.386        | 225.0  | 37:58.198   | 9  | 2 | 1:44.619        | 36.221        | 41.632        | 26.766        | 257.1  | 20:03.470   |
| 18   | 1 | 1:40.086        | 36.095        | 39.146        | 24.845        | 257.1  | 39:38.284   | 10   | 2 | 1:40.684        | 36.271        | 39.323        | 25.090        | 258.4  | 21:44.154   |
| 19   | 1 | <b>1:39.886</b> | <b>35.941</b> | <b>39.105</b> | <b>24.840</b> | 258.4  | 41:18.170   | 11   | 2 | 1:40.675        | 36.292        | 39.317        | 25.066        | 257.1  | 23:24.829   |
| 20   | 1 | 1:45.294        | B 35.961      | <b>39.026</b> | 30.307        | 258.4  | 43:03.464   | 12   | 2 | 1:46.097        | B 37.063      | 39.977        | 29.057        | 257.8  | 25:10.926   |
| 21   | 2 | 3:29.323        | 2:17.754      | 44.647        | 26.922        | 156.1  | 46:32.787   | 13   | 2 | 8:15.004        | 7:05.872      | 42.332        | 26.800        | 224.1  | 33:25.930   |
| 22   | 2 | 1:41.822        | 36.280        | 40.348        | 25.194        | 259.0  | 48:14.609   | 14   | 2 | 1:44.181        | 37.698        | 40.942        | 25.541        | 257.1  | 35:10.111   |
| 23   | 2 | 1:40.225        | 36.120        | 39.115        | 24.990        | 257.8  | 49:54.834   | 15   | 2 | <b>1:39.722</b> | <b>36.208</b> | <b>38.698</b> | <b>24.816</b> | 255.9  | 36:49.833   |
| 24   | 2 | 1:40.572        | 36.225        | 39.184        | 25.163        | 259.0  | 51:35.406   | 16   | 2 | 1:46.560        | B 37.767      | 39.974        | 28.819        | 255.9  | 38:36.393   |
| 25   | 2 | 1:45.432        | B 36.142      | 39.694        | 29.596        | 258.4  | 53:20.838   | 17   | 1 | 2:47.370        | 1:41.485      | 40.412        | 25.473        | 223.1  | 41:23.763   |
| 26   | 2 | 3:00.300        | 1:55.788      | 39.287        | 25.225        | 225.5  | 56:21.138   | 18   | 1 | 1:41.138        | 36.444        | 39.319        | 25.375        | 256.5  | 43:04.901   |
| 27   | 2 | 1:41.980        | 36.168        | 39.735        | 26.077        | 258.4  | 58:03.118   | 19   | 1 | 1:41.343        | 36.628        | 39.408        | 25.307        | 256.5  | 44:46.244   |
| 28   | 2 | 1:40.525        | 36.141        | 39.117        | 25.267        | 257.8  | 59:43.643   | 20   | 1 | 1:42.128        | 37.243        | 39.610        | 25.275        | 256.5  | 46:28.372   |
| 29   | 2 | 1:47.365        | B 37.105      | 39.956        | 30.304        | 250.6  | 1:01:31.008 | 21   | 1 | 1:41.672        | 36.809        | 39.540        | 25.323        | 257.1  | 48:10.044   |
| <b>67</b> Ford Chip Ganassi Team UK Ford GT LMGTE Pro<br>1.Andy PRIAULX<br>2.Harry TINCKNELL |   |                 |               |               |               |        |             | <b>77</b> Dempsey - Proton Racing Porsche 911 RSR (991) LMGTE Am<br>1.Christian RIED 3.Marvin DIENST<br>2.Matteo CAIROLI |   |                 |               |               |               |        |             |
| 1  | 1 | 1:57.504        | B 46.362      | 41.459        | 29.683        | 194.2  | 1:57.504    | 1  | 1 | 2:27.687        | 1:17.270      | 43.113        | 27.304        | 204.5  | 2:27.687    |
| 2  | 1 | 2:49.819        | 1:43.295      | 41.048        | 25.476        | 224.1  | 4:47.323    | 2  | 1 | 1:45.840        | 37.718        | 41.603        | 26.519        | 255.9  | 4:13.527    |
| 3  | 1 | 1:40.563        | 36.442        | 39.107        | 25.014        | 256.5  | 6:27.886    | 3  | 1 | 1:45.211        | 37.710        | 41.320        | 26.181        | 256.5  | 5:58.738    |
| 4  | 1 | 1:43.948        | 37.925        | 40.026        | 25.997        | 257.1  | 8:11.834    | 4  | 1 | 1:47.831        | 37.832        | 43.174        | 26.825        | 248.8  | 7:46.569    |
| 5  | 1 | 1:41.720        | 36.456        | 39.771        | 25.493        | 257.1  | 9:53.554    | 5  | 1 | 1:45.300        | 37.496        | 41.264        | 26.540        | 256.5  | 9:31.869    |
| 6  | 1 | 1:45.173        | B 36.442      | 39.313        | 29.418        | 257.8  | 11:38.727   | 6  | 1 | 1:45.888        | 37.396        | 41.564        | 26.928        | 256.5  | 11:17.757   |
| 7  | 1 | 4:07.377        | 2:58.596      | 39.562        | 29.219        | 209.7  | 15:46.104   | 7  | 1 | 1:49.394        | B 37.488      | 41.362        | 30.544        | 254.7  | 13:07.151   |
| 8  | 1 | 1:44.742        | 38.909        | 40.120        | 25.713        | 255.3  | 17:30.846   | 8  | 2 | 2:59.373        | 1:53.294      | 40.578        | 25.501        | 225.5  | 16:06.524   |
| 9  | 1 | 1:42.091        | 37.188        | 39.653        | 25.250        | 255.9  | 19:12.937   | 9  | 2 | 1:44.156        | 37.928        | 40.335        | 25.893        | 257.8  | 17:50.680   |
| 10   | 1 | 1:41.381        | 36.587        | 39.290        | 25.504        | 255.9  | 20:54.318   | 10   | 2 | 1:46.988        | B 36.777      | 41.161        | 29.050        | 255.9  | 19:37.668   |
| 11   | 1 | 1:44.545        | B 36.390      | 39.741        | 28.414        | 255.9  | 22:38.863   | 11   | 2 | 7:41.562        | 6:31.171      | 45.023        | 25.368        | 223.6  | 27:19.230   |
| 12   | 1 | 5:56.869        | 4:52.839      | <b>38.955</b> | 25.075        | 223.6  | 28:35.732   | 12   | 2 | <b>1:41.074</b> | 36.569        | <b>39.264</b> | 25.241        | 255.9  | 29:00.304   |
| 13   | 1 | 1:40.597        | 36.284        | 39.120        | 25.193        | 255.9  | 30:16.329   | 13   | 2 | 1:41.301        | <b>36.426</b> | 39.343        | 25.532        | 256.5  | 30:41.605   |
| 14   | 1 | 1:43.643        | 37.702        | 40.571        | 25.370        | 256.5  | 31:59.972   | 14   | 2 | 1:41.092        | 36.465        | 39.395        | <b>25.232</b> | 255.9  | 32:22.697   |
| 15   | 1 | 1:40.733        | 36.268        | 39.348        | 25.117        | 257.1  | 33:40.705   | 15   | 2 | 1:45.333        | B 36.489      | 39.508        | 29.336        | 255.9  | 34:08.030   |
| 16   | 1 | 1:45.799        | B 36.473      | 39.973        | 29.353        | 255.9  | 35:26.504   | 16   | 1 | 3:22.262        | 2:15.079      | 41.104        | 26.079        | 224.5  | 37:30.292   |
| 17   | 2 | 3:35.275        | 2:30.100      | 39.783        | 25.392        | 222.7  | 39:01.779   | 17   | 1 | 1:43.838        | 37.125        | 40.789        | 25.924        | 255.3  | 39:14.130   |
| 18   | 2 | 1:44.029        | 36.650        | 40.177        | 27.202        | 255.9  | 40:45.808   | 18   | 1 | 1:44.632        | 37.405        | 41.090        | 26.137        | 253.5  | 40:58.762   |
| 19   | 2 | 1:41.209        | 36.674        | 39.412        | 25.123        | 254.7  | 42:27.017   | 19   | 1 | 1:44.791        | 37.161        | 41.112        | 26.518        | 254.1  | 42:43.553   |
| 20   | 2 | 1:40.841        | 36.468        | 39.167        | 25.206        | 255.9  | 44:07.858   | 20   | 1 | 1:44.841        | 37.083        | 41.407        | 26.351        | 254.1  | 44:28.394   |
| 21   | 2 | 1:40.732        | 36.428        | 39.156        | 25.148        | 255.9  | 45:48.590   | 21   | 1 | 1:48.579        | B 37.136      | 40.956        | 30.487        | 254.7  | 46:16.973   |
| 22   | 2 | 1:45.410        | B 36.377      | 40.047        | 28.986        | 255.9  | 47:34.000   | 22   | 3 | 4:32.882        | 3:26.039      | 40.661        | 26.182        | 224.1  | 50:49.855   |
| 23   | 2 | 3:35.474        | 2:29.913      | 40.230        | 25.331        | 222.7  | 51:09.474   | 23   | 3 | 1:52.850        | 44.698        | 42.172        | 25.980        | 254.1  | 52:42.705   |
| 24   | 2 | <b>1:40.510</b> | 36.535        | 38.983        | <b>24.992</b> | 254.7  | 52:49.984   | 24   | 3 | 1:44.038        | 37.687        | 40.331        | 26.020        | 254.1  | 54:26.743   |
| 25   | 2 | 1:40.774        | 36.441        | 39.169        | 25.164        | 255.3  | 54:30.758   | 25   | 3 | 1:43.348        | 37.292        | 40.123        | 25.933        | 254.1  | 56:10.091   |
| 26   | 2 | 1:45.548        | 36.319        | 43.761        | 25.468        | 257.1  | 56:16.306   | 26   | 3 | 1:43.009        | 37.041        | 40.152        | 25.816        | 254.7  | 57:53.100   |
| 27   | 2 | 1:40.966        | 36.223        | 39.741        | 25.002        | 257.8  | 57:57.272   | 27   | 3 | 1:42.799        | 36.744        | 40.295        | 25.760        | 255.9  | 59:35.899   |
| 28   | 2 | 1:40.817        | <b>36.215</b> | 39.209        | 25.393        | 258.4  | 59:38.089   | 28   | 3 | 1:42.520        | 36.671        | 39.998        | 25.851        | 255.3  | 1:01:18.419 |
| 29   | 2 | 1:40.516        | 36.222        | 39.136        | 25.158        | 258.4  | 1:01:18.605 | <b>86</b> Gulf Racing UK Porsche 911 RSR (991) LMGTE Am<br>1.Michael WAINWRIGHT 3.Nicholas FOSTER<br>2.Benjamin BARKER   |   |                 |               |               |               |        |             |
| 1  | 2 | 3:29.674        | 2:21.616      | 42.217        | 25.841        | 174.8  | 3:29.674    | 1  | 2 | 2:28.688        | 1:19.062      | 42.246        | 27.380        | 197.4  | 2:28.688    |
| 2  | 2 | 1:48.544        | 36.540        | 46.033        | 25.971        | 256.5  | 5:18.218    | 2  | 2 | 1:47.704        | 39.470        | 41.990        | 26.244        | 235.8  | 4:16.392    |
| 3  | 2 | 1:41.125        | 36.603        | 39.387        | 25.135        | 257.8  | 6:59.343    | 3  | 2 | 1:43.126        | 37.358        | 40.241        | 25.527        | 251.7  | 5:59.518    |
| 4  | 2 | 1:44.968        | 36.618        | 42.322        | 26.028        | 257.1  | 8:44.311    |  |   |                 |               |               |               |        |             |
| 5  | 2 | 1:42.078        | 36.319        | 40.215        | 25.544        | 257.8  | 10:26.389   |  |   |                 |               |               |               |        |             |
| 6  | 2 | 1:45.441        | B 36.409      | 39.498        | 29.534        | 258.4  | 12:11.830   |  |   |                 |               |               |               |        |             |
| 7  | 2 | 4:26.149        | 3:19.389      | 41.429        | 25.331        | 224.5  | 16:37.979   |  |   |                 |               |               |               |        |             |
| 8  | 2 | 1:40.872        | 36.361        | 39.365        | 25.146        | 257.8  | 18:18.851   |  |   |                 |               |               |               |        |             |

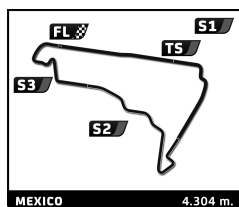


# FIA WEC 6 Hours of Mexico Free Practice 3

## Sector Analysis

■ Personal Best ■ Session Best B Crossing the finish line in pit lane

| Lap   | D | Time      | Sector 1 | Sector 2 | Sector 3 | T. Spd | Elapsed     | Lap | D | Time | Sector 1 | Sector 2 | Sector 3 | T. Spd | Elapsed |
|---|---|-----------|----------|----------|----------|--------|-------------|-----|---|------|----------|----------|----------|--------|---------|
| <b>91</b> Porsche GT Team Porsche 911 RSR<br>1. Richard LIETZ LMGTE Pro<br>2. Frédéric MAKOWIECKI                       |   |           |          |          |          |        |             |     |   |      |          |          |          |        |         |
| 1   | 1 | 2:27.097  | 1:15.442 | 44.386   | 27.269   | 217.3  | 2:27.097    |     |   |      |          |          |          |        |         |
| 2   | 1 | 1:42.869  | 37.415   | 39.800   | 25.654   | 258.4  | 4:09.966    |     |   |      |          |          |          |        |         |
| 3   | 1 | 1:42.122  | 36.294   | 40.348   | 25.480   | 259.0  | 5:52.088    |     |   |      |          |          |          |        |         |
| 4   | 1 | 1:41.955  | 36.483   | 40.049   | 25.423   | 258.4  | 7:34.043    |     |   |      |          |          |          |        |         |
| 5   | 1 | 1:41.086  | 36.284   | 39.366   | 25.436   | 258.4  | 9:15.129    |     |   |      |          |          |          |        |         |
| 6   | 1 | 1:45.730  | 36.754   | 39.709   | 29.267   | 257.1  | 11:00.859   |     |   |      |          |          |          |        |         |
| 7   | 1 | 5:26.041  | 4:16.343 | 41.747   | 27.951   | 204.2  | 16:26.900   |     |   |      |          |          |          |        |         |
| 8   | 1 | 1:41.210  | 36.453   | 39.644   | 25.113   | 256.5  | 18:08.110   |     |   |      |          |          |          |        |         |
| 9   | 1 | 1:40.604  | 36.158   | 39.316   | 25.130   | 258.4  | 19:48.714   |     |   |      |          |          |          |        |         |
| 10  | 1 | 1:45.104  | 36.300   | 39.790   | 29.014   | 257.8  | 21:33.818   |     |   |      |          |          |          |        |         |
| 11  | 2 | 5:53.056  | 4:47.371 | 39.685   | 26.000   | 225.0  | 27:26.874   |     |   |      |          |          |          |        |         |
| 12  | 2 | 1:40.912  | 36.239   | 39.437   | 25.236   | 259.0  | 29:07.786   |     |   |      |          |          |          |        |         |
| 13  | 2 | 1:46.028  | 36.120   | 40.175   | 29.733   | 259.0  | 30:53.814   |     |   |      |          |          |          |        |         |
| 14  | 2 | 3:48.826  | 2:41.850 | 41.315   | 25.661   | 226.4  | 34:42.640   |     |   |      |          |          |          |        |         |
| 15  | 2 | 1:40.005  | 36.197   | 38.848   | 24.960   | 257.8  | 36:22.645   |     |   |      |          |          |          |        |         |
| 16  | 2 | 1:42.987  | 35.944   | 40.309   | 26.734   | 257.8  | 38:05.632   |     |   |      |          |          |          |        |         |
| 17  | 2 | 1:40.264  | 36.033   | 39.066   | 25.165   | 257.1  | 39:45.896   |     |   |      |          |          |          |        |         |
| 18  | 2 | 1:46.185  | 35.998   | 40.827   | 29.360   | 257.1  | 41:32.081   |     |   |      |          |          |          |        |         |
| 19  | 2 | 5:17.341  | 4:10.649 | 40.544   | 26.148   | 223.6  | 46:49.422   |     |   |      |          |          |          |        |         |
| 20  | 2 | 1:42.621  | 36.347   | 40.841   | 25.433   | 255.9  | 48:32.043   |     |   |      |          |          |          |        |         |
| 21  | 2 | 1:41.439  | 36.393   | 39.806   | 25.240   | 255.3  | 50:13.482   |     |   |      |          |          |          |        |         |
| 22  | 2 | 1:41.269  | 36.471   | 39.612   | 25.186   | 255.3  | 51:54.751   |     |   |      |          |          |          |        |         |
| 23  | 2 | 1:41.515  | 36.462   | 39.751   | 25.302   | 255.3  | 53:36.266   |     |   |      |          |          |          |        |         |
| 24  | 2 | 1:42.057  | 36.374   | 40.136   | 25.547   | 256.5  | 55:18.323   |     |   |      |          |          |          |        |         |
| 25  | 2 | 1:41.523  | 36.491   | 39.633   | 25.399   | 255.9  | 56:59.846   |     |   |      |          |          |          |        |         |
| 26  | 2 | 1:41.299  | 36.572   | 39.550   | 25.177   | 257.1  | 58:41.145   |     |   |      |          |          |          |        |         |
| 27  | 2 | 1:41.710  | 36.440   | 39.729   | 25.541   | 256.5  | 1:00:22.855 |     |   |      |          |          |          |        |         |
| <b>92</b> Porsche GT Team Porsche 911 RSR<br>1. Michael CHRISTENSEN LMGTE Pro<br>2. Kevin ESTRE                         |   |           |          |          |          |        |             |     |   |      |          |          |          |        |         |
| 1   | 1 | 4:40.958  | 3:35.089 | 40.159   | 25.710   | 218.6  | 4:40.958    |     |   |      |          |          |          |        |         |
| 2   | 1 | 1:44.520  | 38.186   | 40.892   | 25.442   | 257.8  | 6:25.478    |     |   |      |          |          |          |        |         |
| 3   | 1 | 1:42.820  | 36.369   | 40.796   | 25.655   | 257.8  | 8:08.298    |     |   |      |          |          |          |        |         |
| 4   | 1 | 1:41.009  | 36.464   | 39.252   | 25.293   | 257.8  | 9:49.307    |     |   |      |          |          |          |        |         |
| 5   | 1 | 1:45.557  | 36.336   | 39.157   | 30.064   | 257.8  | 11:34.864   |     |   |      |          |          |          |        |         |
| 6   | 2 | 3:53.872  | 2:49.069 | 39.498   | 25.305   | 224.5  | 15:28.736   |     |   |      |          |          |          |        |         |
| 7   | 2 | 1:41.012  | 36.377   | 39.435   | 25.200   | 257.8  | 17:09.748   |     |   |      |          |          |          |        |         |
| 8   | 2 | 1:42.152  | 36.321   | 40.219   | 25.612   | 257.8  | 18:51.900   |     |   |      |          |          |          |        |         |
| 9   | 2 | 1:40.941  | 36.382   | 39.391   | 25.168   | 258.4  | 20:32.841   |     |   |      |          |          |          |        |         |
| 10  | 2 | 1:45.727  | 36.574   | 39.422   | 29.731   | 258.4  | 22:18.568   |     |   |      |          |          |          |        |         |
| 11  | 2 | 2:24.488  | 1:19.414 | 39.158   | 25.916   | 136.7  | 24:43.056   |     |   |      |          |          |          |        |         |
| 12  | 2 | 1:39.982  | 36.267   | 38.650   | 25.065   | 258.4  | 26:23.038   |     |   |      |          |          |          |        |         |
| 13  | 2 | 1:45.799  | 36.167   | 40.477   | 29.155   | 258.4  | 28:08.837   |     |   |      |          |          |          |        |         |
| 14  | 1 | 2:48.454  | 1:42.957 | 39.372   | 26.125   | 225.0  | 30:57.291   |     |   |      |          |          |          |        |         |
| 15  | 1 | 1:41.349  | 36.134   | 39.101   | 26.114   | 258.4  | 32:38.640   |     |   |      |          |          |          |        |         |
| 16  | 1 | 1:40.541  | 36.237   | 39.013   | 25.291   | 257.8  | 34:19.181   |     |   |      |          |          |          |        |         |
| 17  | 1 | 1:45.213  | 36.248   | 39.299   | 29.666   | 258.4  | 36:04.394   |     |   |      |          |          |          |        |         |
| 18  | 1 | 9:46.211  | 8:41.349 | 39.578   | 25.284   | 220.9  | 45:50.605   |     |   |      |          |          |          |        |         |
| 19  | 1 | 1:41.336  | 36.585   | 39.430   | 25.321   | 257.8  | 47:31.941   |     |   |      |          |          |          |        |         |
| 20  | 1 | 1:41.482  | 36.455   | 39.614   | 25.413   | 255.9  | 49:13.423   |     |   |      |          |          |          |        |         |
| 21  | 1 | 1:41.490  | 36.477   | 39.485   | 25.528   | 256.5  | 50:54.913   |     |   |      |          |          |          |        |         |
| 22  | 1 | 1:41.063  | 36.460   | 39.317   | 25.286   | 255.9  | 52:35.976   |     |   |      |          |          |          |        |         |
| 23  | 1 | 1:41.976  | 37.125   | 39.593   | 25.258   | 255.9  | 54:17.952   |     |   |      |          |          |          |        |         |
| 24  | 1 | 1:41.906  | 36.448   | 40.142   | 25.316   | 256.5  | 55:59.858   |     |   |      |          |          |          |        |         |
| 25  | 1 | 1:41.442  | 36.441   | 39.660   | 25.541   | 257.1  | 57:41.300   |     |   |      |          |          |          |        |         |
| 26  | 1 | 1:42.815  | 36.324   | 40.333   | 26.158   | 257.8  | 59:24.115   |     |   |      |          |          |          |        |         |
| 27  | 1 | 1:44.291  | 36.497   | 39.941   | 27.853   | 257.8  | 1:01:08.406 |     |   |      |          |          |          |        |         |
| <b>95</b> Aston Martin Racing Aston Martin VANTAGE LMGTE Pro<br>1. Nicki THILM<br>2. Marco SØRENSEN                     |   |           |          |          |          |        |             |     |   |      |          |          |          |        |         |
| 1   | 1 | 2:16.781  | 1:10.358 | 40.732   | 25.691   | 197.8  | 2:16.781    |     |   |      |          |          |          |        |         |
| 2   | 1 | 1:41.561  | 36.576   | 39.539   | 25.446   | 258.4  | 3:58.342    |     |   |      |          |          |          |        |         |
| 3   | 1 | 1:40.843  | 36.257   | 39.369   | 25.217   | 260.2  | 5:39.185    |     |   |      |          |          |          |        |         |
| 4   | 1 | 1:40.927  | 36.218   | 39.350   | 25.359   | 260.2  | 7:20.112    |     |   |      |          |          |          |        |         |
| 5   | 1 | 1:40.797  | 36.149   | 39.433   | 25.215   | 260.9  | 9:00.909    |     |   |      |          |          |          |        |         |
| 6   | 1 | 1:44.909  | 36.356   | 39.532   | 29.021   | 262.1  | 10:45.818   |     |   |      |          |          |          |        |         |
| 7   | 1 | 16:01.492 | ...      | 39.525   | 25.309   | 222.7  | 26:47.310   |     |   |      |          |          |          |        |         |
| 8   | 1 | 1:40.849  | 36.295   | 39.313   | 25.241   | 259.0  | 28:28.159   |     |   |      |          |          |          |        |         |
| 9   | 1 | 1:40.932  | 36.233   | 39.471   | 25.228   | 259.0  | 30:09.091   |     |   |      |          |          |          |        |         |
| 10  | 1 | 1:40.810  | 36.180   | 39.344   | 25.286   | 260.9  | 31:49.901   |     |   |      |          |          |          |        |         |
| 11  | 1 | 1:41.304  | 36.269   | 39.552   | 25.483   | 260.2  | 33:31.205   |     |   |      |          |          |          |        |         |
| 12  | 1 | 1:44.367  | 36.194   | 39.444   | 28.729   | 261.5  | 35:15.572   |     |   |      |          |          |          |        |         |
| 13  | 1 | 7:06.500  | 6:01.767 | 39.494   | 25.239   | 222.2  | 42:22.072   |     |   |      |          |          |          |        |         |
| 14  | 1 | 1:41.574  | 36.714   | 39.580   | 25.280   | 258.4  | 44:03.646   |     |   |      |          |          |          |        |         |
| 15  | 1 | 1:41.224  | 36.289   | 39.514   | 25.421   | 258.4  | 45:44.870   |     |   |      |          |          |          |        |         |
| 16  | 1 | 1:44.811  | 36.447   | 39.532   | 28.832   | 259.0  | 47:29.681   |     |   |      |          |          |          |        |         |
| 17  | 2 | 9:05.946  | 7:55.210 | 43.548   | 27.188   | 195.7  | 56:35.627   |     |   |      |          |          |          |        |         |
| 18  | 2 | 1:48.927  | 39.606   | 43.013   | 26.308   | 243.2  | 58:24.554   |     |   |      |          |          |          |        |         |
| 19  | 2 | 1:48.380  | 38.918   | 42.076   | 27.386   | 246.0  | 1:00:12.934 |     |   |      |          |          |          |        |         |
| <b>97</b> Aston Martin Racing Aston Martin VANTAGE LMGTE Pro<br>1. Darren TURNER<br>2. Jonathan ADAM<br>3. Daniel SERRA |   |           |          |          |          |        |             |     |   |      |          |          |          |        |         |
| 1   | 2 | 2:24.833  | 1:12.943 | 44.404   | 27.486   | 179.1  | 2:24.833    |     |   |      |          |          |          |        |         |



# FIA WEC 6 Hours of Mexico Free Practice 3

## Sector Analysis

■ Personal Best  
 ■ Session Best  
 ■ Crossing the finish line in pit lane

| Lap | D | Time     | Sector 1 | Sector 2 | Sector 3 | T. Spd | Elapsed     | Lap | D | Time     | Sector 1 | Sector 2 | Sector 3 | T. Spd | Elapsed     |
|-----|---|----------|----------|----------|----------|--------|-------------|-----|---|----------|----------|----------|----------|--------|-------------|
| 2   | 2 | 1:53.047 | 40.527   | 44.889   | 27.631   | 232.3  | 4:17.880    | 24  | 3 | 1:42.915 | 36.952   | 40.126   | 25.837   | 254.7  | 54:11.035   |
| 3   | 2 | 1:47.432 | 38.634   | 42.343   | 26.455   | 256.5  | 6:05.312    | 25  | 3 | 1:43.032 | 36.838   | 40.530   | 25.664   | 255.3  | 55:54.067   |
| 4   | 2 | 1:47.567 | 36.754   | 40.719   | 30.094   | 260.9  | 7:52.879    | 26  | 3 | 1:43.550 | 36.878   | 40.724   | 25.948   | 256.5  | 57:37.617   |
| 5   | 2 | 1:41.573 | 36.422   | 39.797   | 25.354   | 260.2  | 9:34.452    | 27  | 3 | 1:42.969 | 36.812   | 40.389   | 25.768   | 256.5  | 59:20.586   |
| 6   | 2 | 1:46.338 | 36.295   | 39.920   | 30.123   | 262.1  | 11:20.790   | 28  | 3 | 1:50.957 | 37.910   | 41.721   | 31.326   | 259.6  | 1:01:11.543 |
| 7   | 3 | 3:02.759 | 1:56.826 | 40.465   | 25.468   | 199.6  | 14:23.549   |     |   |          |          |          |          |        |             |
| 8   | 3 | 1:41.393 | 36.370   | 39.786   | 25.237   | 260.2  | 16:04.942   |     |   |          |          |          |          |        |             |
| 9   | 3 | 1:48.562 | 41.088   | 41.733   | 25.741   | 260.9  | 17:53.504   |     |   |          |          |          |          |        |             |
| 10  | 3 | 1:41.429 | 36.306   | 39.764   | 25.359   | 262.8  | 19:34.933   |     |   |          |          |          |          |        |             |
| 11  | 3 | 1:44.909 | 36.240   | 39.526   | 29.143   | 262.8  | 21:19.842   |     |   |          |          |          |          |        |             |
| 12  | 3 | 2:48.525 | 1:41.890 | 40.672   | 25.963   | 195.7  | 24:08.367   |     |   |          |          |          |          |        |             |
| 13  | 3 | 1:40.073 | 36.007   | 39.029   | 25.037   | 262.1  | 25:48.440   |     |   |          |          |          |          |        |             |
| 14  | 3 | 1:40.263 | 35.921   | 39.193   | 25.149   | 263.4  | 27:28.703   |     |   |          |          |          |          |        |             |
| 15  | 3 | 1:47.767 | 37.519   | 40.735   | 29.513   | 252.3  | 29:16.470   |     |   |          |          |          |          |        |             |
| 16  | 1 | 2:58.303 | 1:52.408 | 40.417   | 25.478   | 227.4  | 32:14.773   |     |   |          |          |          |          |        |             |
| 17  | 1 | 1:41.128 | 36.382   | 39.443   | 25.303   | 260.9  | 33:55.901   |     |   |          |          |          |          |        |             |
| 18  | 1 | 1:41.576 | 36.190   | 39.960   | 25.426   | 262.8  | 35:37.477   |     |   |          |          |          |          |        |             |
| 19  | 1 | 1:41.266 | 36.244   | 39.500   | 25.522   | 262.8  | 37:18.743   |     |   |          |          |          |          |        |             |
| 20  | 1 | 1:40.927 | 36.154   | 39.399   | 25.374   | 260.9  | 38:59.670   |     |   |          |          |          |          |        |             |
| 21  | 1 | 1:46.589 | 36.893   | 40.129   | 29.567   | 262.1  | 40:46.259   |     |   |          |          |          |          |        |             |
| 22  | 2 | 2:57.363 | 1:51.459 | 40.167   | 25.737   | 226.4  | 43:43.622   |     |   |          |          |          |          |        |             |
| 23  | 2 | 1:42.274 | 36.672   | 40.085   | 25.517   | 259.0  | 45:25.896   |     |   |          |          |          |          |        |             |
| 24  | 2 | 1:42.241 | 36.638   | 40.014   | 25.589   | 259.6  | 47:08.137   |     |   |          |          |          |          |        |             |
| 25  | 2 | 1:46.242 | 36.571   | 39.903   | 29.768   | 260.2  | 48:54.379   |     |   |          |          |          |          |        |             |
| 26  | 2 | 2:33.117 | 1:27.802 | 39.881   | 25.434   | 227.4  | 51:27.496   |     |   |          |          |          |          |        |             |
| 27  | 2 | 1:42.037 | 36.509   | 40.026   | 25.502   | 259.6  | 53:09.533   |     |   |          |          |          |          |        |             |
| 28  | 2 | 1:42.455 | 36.569   | 39.907   | 25.979   | 259.6  | 54:51.988   |     |   |          |          |          |          |        |             |
| 29  | 2 | 1:41.979 | 36.530   | 40.153   | 25.296   | 260.2  | 56:33.967   |     |   |          |          |          |          |        |             |
| 30  | 2 | 1:41.658 | 36.397   | 39.869   | 25.392   | 260.9  | 58:15.625   |     |   |          |          |          |          |        |             |
| 31  | 2 | 1:41.634 | 36.394   | 39.954   | 25.286   | 262.1  | 59:57.259   |     |   |          |          |          |          |        |             |
| 32  | 2 | 1:41.537 | 36.400   | 39.731   | 25.406   | 261.5  | 1:01:38.796 |     |   |          |          |          |          |        |             |

|    |                            |                  |                         |  |
|----|----------------------------|------------------|-------------------------|--|
| 98 | <b>Aston Martin Racing</b> |                  | Aston Martin V8 Vantage |  |
|    | 1. Paul DALLA LANA         | 3. Mathias LAUDA | LMGTE Am                |  |
|    | 2. Pedro LAMY              |                  |                         |  |

|    |   |          |          |        |        |       |           |
|----|---|----------|----------|--------|--------|-------|-----------|
| 1  | 2 | 2:18.879 | 1:07.213 | 43.869 | 27.797 | 202.6 | 2:18.879  |
| 2  | 2 | 1:47.266 | 38.182   | 42.318 | 26.766 | 253.5 | 4:06.145  |
| 3  | 2 | 1:42.894 | 37.042   | 40.226 | 25.626 | 253.5 | 5:49.039  |
| 4  | 2 | 1:56.195 | 40.009   | 43.684 | 32.502 | 221.3 | 7:45.234  |
| 5  | 2 | 3:38.145 | 2:27.384 | 42.621 | 28.140 | 194.6 | 11:23.379 |
| 6  | 2 | 1:42.968 | 36.767   | 39.686 | 26.515 | 256.5 | 13:06.347 |
| 7  | 2 | 1:42.709 | 36.606   | 40.175 | 25.928 | 255.9 | 14:49.056 |
| 8  | 2 | 1:47.057 | 36.774   | 40.297 | 29.986 | 257.8 | 16:36.113 |
| 9  | 1 | 4:48.839 | 3:41.479 | 41.084 | 26.276 | 223.1 | 21:24.952 |
| 10 | 1 | 1:43.599 | 37.239   | 40.491 | 25.869 | 255.9 | 23:08.551 |
| 11 | 1 | 1:43.241 | 37.369   | 40.165 | 25.707 | 255.9 | 24:51.792 |
| 12 | 1 | 1:44.115 | 37.541   | 40.042 | 26.532 | 255.3 | 26:35.907 |
| 13 | 1 | 1:43.617 | 37.151   | 40.620 | 25.846 | 255.9 | 28:19.524 |
| 14 | 1 | 1:43.327 | 37.209   | 40.286 | 25.832 | 255.3 | 30:02.851 |
| 15 | 1 | 1:44.165 | 37.105   | 41.002 | 26.058 | 255.9 | 31:47.016 |
| 16 | 1 | 1:43.977 | 37.097   | 40.940 | 25.940 | 256.5 | 33:30.993 |
| 17 | 1 | 1:53.188 | 37.470   | 44.681 | 31.037 | 241.6 | 35:24.181 |
| 18 | 3 | 7:23.089 | 6:16.655 | 40.511 | 25.923 | 219.5 | 42:47.270 |
| 19 | 3 | 1:43.605 | 37.091   | 40.739 | 25.775 | 254.7 | 44:30.875 |
| 20 | 3 | 1:42.735 | 36.953   | 40.014 | 25.768 | 255.9 | 46:13.610 |
| 21 | 3 | 1:43.291 | 37.153   | 40.364 | 25.774 | 256.5 | 47:56.901 |
| 22 | 3 | 1:46.860 | 36.836   | 40.206 | 29.818 | 255.9 | 49:43.761 |
| 23 | 3 | 2:44.359 | 1:37.028 | 41.382 | 25.949 | 223.6 | 52:28.120 |