

FIA F3 EUROPEAN CHAMPIONSHIP

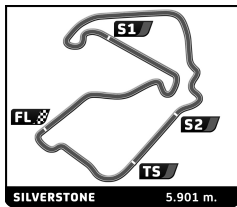
6 Hours of Silverstone

Free Practice 1

Analysis

■ Personal Best
 ■ Session Best
 ■ Crossing the finish line in pit lane

Lap	Time	Sector 1	Sector 2	Sector 3	Kph	Elapsed	Lap	Time	Sector 1	Sector 2	Sector 3	Kph	Elapsed	
1	Guanyu Zhou	CHN						16	1:54.422 B	34.905	46.435	33.082	185.7	36:46.611
PREMA Theodore Racing							Dallara F317 - Mercedes-Benz							
1	2:57.480	1:12.976	57.201	47.303	116.8	2:57.480								
2	2:20.132	56.391	51.184	32.557	151.6	5:17.612								
3	1:55.481	35.650	48.116	31.715	184.0	7:13.093								
4	1:54.390	35.375	47.673	31.342	185.7	9:07.483								
5	1:53.409	35.186	47.157	31.066	187.3	11:00.892								
6	1:53.318	35.110	47.070	31.138	187.5	12:54.210								
7	2:02.558	35.191	50.623	36.744	173.3	14:56.768								
8	1:59.696 B	35.298	47.387	37.011	177.5	16:56.464								
9	6:36.392	5:15.256	49.118	32.018	53.6	23:32.856								
10	1:54.793	35.298	48.131	31.364	185.1	25:27.649								
11	1:52.916	35.059	46.838	31.019	188.1	27:20.565								
12	1:53.272	35.168	46.662	31.442	187.5	29:13.837								
13	1:59.871	39.279	49.145	31.447	177.2	31:13.708								
14	1:52.820	35.104	46.602	31.114	188.3	33:06.528								
15	1:52.966	35.104	46.704	31.158	188.1	34:59.494								
16	1:58.184 B	35.487	47.419	35.278	179.8	36:57.678								
5	Petru Florescu	ROU						1	3:20.554	1:27.228	54.168	59.158	103.4	3:20.554
Fortec Motorsports							Dallara F317 - Mercedes-Benz							
2	2:06.880	42.351	51.165	33.364	167.4	5:27.434								
3	1:57.132	36.084	48.731	32.317	181.4	7:24.566								
4	1:57.449	35.724	49.732	31.993	180.9	9:22.015								
5	1:55.893	35.657	48.237	31.999	183.3	11:17.908								
6	1:59.576	35.737	51.839	32.000	177.7	13:17.484								
7	1:54.999	35.371	47.772	31.856	184.7	15:12.483								
8	1:59.589	35.483	47.816	36.290	177.6	17:12.072								
9	1:55.134	35.591	47.651	31.892	184.5	19:07.206								
10	1:54.832	35.438	47.616	31.778	185.0	21:02.038								
11	1:54.646	35.293	47.662	31.691	185.3	22:56.684								
12	1:54.284	35.231	47.530	31.523	185.9	24:50.968								
13	1:55.866	35.422	48.179	32.265	183.3	26:46.834								
14	2:02.754 B	35.215	49.408	38.131	173.1	28:49.588								
7	Ralf Aron	EST						1	3:11.732	1:21.696	54.756	55.280	108.1	3:11.732
PREMA Theodore Racing							Dallara F317 - Mercedes-Benz							
2	2:10.967	48.323	49.781	32.863	162.2	5:22.699								
3	1:55.937	35.354	47.554	33.029	183.2	7:18.636								
4	1:53.433	35.137	46.911	31.385	187.3	9:12.069								
5	1:53.044	35.217	46.844	30.983	187.9	11:05.113								
6	1:53.524	35.040	46.710	31.774	187.1	12:58.637								
7	1:54.129	35.203	47.280	31.646	186.1	14:52.766								
8	1:56.503 B	35.164	46.674	34.665	182.3	16:49.269								
9	6:35.191	5:15.312	47.787	32.092	53.8	23:24.460								
10	1:52.634	35.026	46.604	31.004	188.6	25:17.094								
11	1:52.802	34.995	46.704	31.103	188.3	27:09.896								
12	1:58.551	35.089	50.570	32.892	179.2	29:08.447								
13	1:52.468	34.854	46.576	31.038	188.9	31:00.915								
14	1:52.504	34.955	46.554	30.995	188.8	32:53.419								
15	1:55.556 B	35.005	47.296	33.255	183.8	34:48.975								
8	Marcus Armstrong	ITA						1	3:06.892	1:19.732	55.908	51.252	110.9	3:06.892
PREMA Theodore Racing							Dallara F317 - Mercedes-Benz							
2	2:13.540	50.645	49.250	33.645	159.1	5:20.432								
3	1:54.020	35.212	47.278	31.530	186.3	7:14.452								
4	1:55.503	35.135	47.120	33.248	183.9	9:09.955								
5	1:53.060	34.977	46.886	31.197	187.9	11:03.015								
6	1:52.937	34.930	46.767	31.240	188.1	12:55.952								
7	1:53.290	35.023	47.127	31.140	187.5	14:49.242								
8	1:52.859	34.959	46.657	31.243	188.2	16:42.101								
9	1:56.477 B	35.102	46.915	34.460	182.4	18:38.578								
10	6:28.847	5:09.527	48.077	31.243	54.6	25:07.425								
11	1:52.513	34.870	46.493	31.150	188.8	26:59.938								
12	1:52.415	34.946	46.467	31.002	189.0	28:52.353								
13	1:52.251	35.004	46.397	30.850	189.3	30:44.604								
14	1:52.416	34.876	46.391	31.149	189.0	32:37.020								
15	2:05.614	37.584	53.858	34.172	169.1	34:42.634								
16	1:53.687	34.944	46.444	32.299	186.9	36:36.321								
17	1:52.203	34.796	46.334	31.073	189.3	38:28.524								
18	1:55.752 B	35.067	46.444	34.241	183.5	40:24.276								
3	Sebastian Fernandez	ESP						1	3:57.195	1:54.198	1:18.708	44.289	87.4	3:57.195
Motopark							Dallara F317 - Volkswagen							
2	1:59.360	37.181	50.006	32.173	178.0	5:56.555								
3	1:55.867	35.613	48.408	31.846	183.3	7:52.422								
4	1:54.850	35.254	48.136	31.460	185.0	9:47.272								
5	1:53.799	35.208	47.233	31.358	186.7	11:41.071								
6	1:53.633	35.181	47.260	31.192	186.9	13:34.704								
7	1:53.191	35.115	46.931	31.145	187.7	15:27.895								
8	1:53.747	35.074	47.542	31.131	186.8	17:21.642								
9	1:53.224	35.122	46.987	31.115	187.6	19:14.866								
10	1:53.131	35.125	46.922	31.084	187.8	21:07.997								
11	1:55.868 B	35.162	47.112	33.594	183.3	23:03.865								
12	8:29.820	7:11.727	47.084	31.009	41.7	31:33.685								
13	1:52.455	34.871	46.591	30.993	188.9	33:26.140								
14	1:52.616	34.935	46.558	31.123	188.6	35:18.756								
15	2:15.242	42.712	57.871	34.659	157.1	37:33.998								
16	1:52.585	34.869	46.577	31.139	188.7	39:26.583								
17	1:53.889 B	34.929	46.515	32.445	186.5	41:20.472								
4	Mick Schumacher	DEU						1	2:45.713	1:13.149	52.190	40.374	125.1	2:45.713
PREMA Theodore Racing							Dallara F317 - Mercedes-Benz							
2	2:22.887	1:01.565	49.395	31.927	148.7	5:08.600								
3	1:54.632	35.519	47.654	31.459	185.3	7:03.232								
4	1:53.326	35.105	47.090	31.131	187.5	8:56.558								
5	1:52.889	34.991	46.979	30.919	188.2	10:49.447								
6	1:55.652	35.047	49.320	31.285	183.7	12:45.099								
7	1:52.752	35.085	46.668	30.999	188.4	14:37.851								
8	1:55.356 B	35.047	46.613	33.696	184.2	16:33.207								
9	7:03.609	5:43.550	48.569	31.490	50.1	23:36.816								
10	1:52.311	34.983	46.449	30.879	189.1	25:29.127								
11	1:52.735	34.896	46.479	31.360	188.4	27:21.862								
12	1:53.714	35.958	46.658	31.098	186.8	29:15.576								
13	1:52.395	34.902	46.396	31.097	189.0	31:07.971								
14	1:51.999	34.909	46.275	30.815	189.7	32:59.970								
15	1:52.219	34.967	46.276	30.976	189.3	34:52.189								



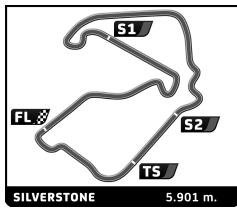
FIA F3 EUROPEAN CHAMPIONSHIP

6 Hours of Silverstone Free Practice 1

Analysis

■ Personal Best ■ Session Best B Crossing the finish line in pit lane

Lap	Time	Sector 1	Sector 2	Sector 3	Kph	Elapsed	Lap	Time	Sector 1	Sector 2	Sector 3	Kph	Elapsed	
9	Jehan Daruvala IND							16	1:54.837 B	34.907	46.360	33.570	185.0	39:49.215
	Carlin Dallara F317 - Volkswagen							12	Artem Petrov RUS					
								Van Amersfoort Racing Dallara F317 - Mercedes-Benz						
1	3:57.796	1:56.284	1:20.109	41.403	87.2	3:57.796	1	3:13.872	1:23.895	54.748	55.229	107.0	3:13.872	
2	1:59.447	36.799	50.751	31.897	177.8	5:57.243	2	2:11.138	46.791	51.427	32.920	162.0	5:25.010	
3	2:02.172	35.340	48.388	38.444	173.9	7:59.415	3	1:56.313	35.725	48.769	31.819	182.6	7:21.323	
4	1:53.319	35.131	47.053	31.135	187.5	9:52.734	4	1:54.877	35.240	47.760	31.877	184.9	9:16.200	
5	1:53.163	35.025	47.060	31.078	187.7	11:45.897	5	1:54.358	35.417	47.581	31.360	185.8	11:10.558	
6	2:04.520	35.059	57.960	31.501	170.6	13:50.417	6	1:54.049	35.128	47.287	31.634	186.3	13:04.607	
7	1:52.559	35.006	46.606	30.947	188.7	15:42.976	7	1:54.387	35.452	47.399	31.536	185.7	14:58.994	
8	1:52.597	34.997	46.628	30.972	188.7	17:35.573	8	1:54.043	35.175	47.181	31.687	186.3	16:53.037	
9	1:56.641 B	35.112	46.872	34.657	182.1	19:32.214	9	1:53.413	35.126	47.018	31.269	187.3	18:46.450	
10	8:52.944	7:29.671	51.183	32.090	39.9	28:25.158	10	1:55.950 B	35.113	47.137	33.700	183.2	20:42.400	
11	1:54.609	35.589	47.356	31.664	185.4	30:19.767	11	6:46.892	5:27.069	48.285	31.538	52.2	27:29.292	
12	1:52.109	34.845	46.403	30.861	189.5	32:11.876	12	1:53.038	35.034	46.918	31.086	187.9	29:22.330	
13	1:52.187	34.896	46.418	30.873	189.4	34:04.063	13	1:53.482	35.216	47.041	31.225	187.2	31:15.812	
14	2:03.003	39.389	51.301	32.313	172.7	36:07.066	14	1:53.090	35.067	46.928	31.095	187.8	33:08.902	
15	1:52.386	34.925	46.412	31.049	189.0	37:59.452	15	2:03.088	35.178	53.633	34.277	172.6	35:11.990	
16	1:52.341	35.061	46.364	30.916	189.1	39:51.793	16	1:52.993	35.114	46.732	31.147	188.0	37:04.983	
17	2:38.493 B	45.277	1:08.179	45.037	134.0	42:30.286	17	1:52.565	34.985	46.562	31.018	188.7	38:57.548	
							18	1:55.755 B	35.432	47.143	33.180	183.5	40:53.303	
10	Robert Shvartzman RUS							13	Fabio Scherer CHE					
	PREMA Theodore Racing Dallara F317 - Mercedes-Benz							Motopark Dallara F317 - Volkswagen						
1	3:12.437	1:22.059	55.384	54.994	107.7	3:12.437	1	3:56.490	1:53.385	1:16.842	46.263	87.7	3:56.490	
2	2:09.318	46.464	49.374	33.480	164.3	5:21.755	2	2:02.898	37.562	52.116	33.220	172.9	5:59.388	
3	1:54.567	35.303	47.661	31.603	185.4	7:16.322	3	1:55.979	35.506	48.589	31.884	183.2	7:55.367	
4	1:54.742	35.021	47.268	32.453	185.1	9:11.064	4	1:54.924	35.185	47.711	32.028	184.8	9:50.291	
5	1:56.966	36.891	48.894	31.181	181.6	11:08.030	5	1:53.498	35.071	47.138	31.289	187.2	11:43.789	
6	1:52.988	34.930	46.864	31.194	188.0	13:01.018	6	1:53.351	35.023	46.942	31.386	187.4	13:37.140	
7	1:54.123	35.189	46.894	32.040	186.1	14:55.141	7	1:57.175	34.943	49.029	33.203	181.3	15:34.315	
8	1:53.039	35.023	46.797	31.219	187.9	16:48.180	8	1:53.127	34.975	46.728	31.424	187.8	17:27.442	
9	1:55.343 B	35.031	46.638	33.674	184.2	18:43.523	9	2:00.228 B	35.097	47.367	37.764	176.7	19:27.670	
10	6:28.889	5:10.511	47.180	31.198	54.6	25:12.412	10	6:32.213	5:13.740	46.879	31.594	54.2	25:59.883	
11	1:52.534	34.902	46.541	31.091	188.8	27:04.946	11	1:52.336	34.825	46.443	31.068	189.1	27:52.219	
12	1:52.400	34.867	46.509	31.024	189.0	28:57.346	12	1:52.529	34.955	46.352	31.222	188.8	29:44.748	
13	2:00.984	38.662	51.105	31.217	175.6	30:58.330	13	1:57.612 B	34.928	46.375	36.309	180.6	31:42.360	
14	1:52.194	34.836	46.421	30.937	189.3	32:50.524	14	4:45.084	3:27.050	46.769	31.265	74.5	36:27.444	
15	1:59.770	35.006	52.782	31.982	177.4	34:50.294	15	1:52.201	34.844	46.305	31.052	189.3	38:19.645	
16	1:55.570 B	34.940	46.642	33.988	183.8	36:45.864	16	1:59.425 B	34.907	46.417	38.101	177.9	40:19.070	
11	Sacha Fenestraz FRA							15	Keyvan Soori Andres IRN					
	Carlin Dallara F317 - Volkswagen							Van Amersfoort Racing Dallara F317 - Mercedes-Benz						
1	4:04.476	2:00.520	1:23.515	40.441	84.8	4:04.476	1	3:12.881	1:22.434	55.756	54.691	107.5	3:12.881	
2	2:00.759	37.700	50.691	32.368	175.9	6:05.235	2	2:11.506	47.370	50.729	33.407	161.5	5:24.387	
3	1:55.849	35.980	48.202	31.667	183.4	8:01.084	3	1:55.995	35.766	48.384	31.845	183.1	7:20.382	
4	1:54.266	35.522	47.496	31.248	185.9	9:55.350	4	1:55.098	35.207	48.274	31.617	184.6	9:15.480	
5	1:53.870	35.644	47.121	31.105	186.6	11:49.220	5	1:54.315	35.190	47.730	31.395	185.8	11:09.795	
6	1:53.223	35.129	46.905	31.189	187.6	13:42.443	6	1:53.874	35.070	47.291	31.513	186.6	13:03.669	
7	1:55.735	35.138	46.973	33.624	183.6	15:38.178	7	1:53.926	35.355	47.182	31.389	186.5	14:57.595	
8	1:53.004	35.083	46.769	31.152	188.0	17:31.182	8	1:53.719	35.107	47.286	31.326	186.8	16:51.314	
9	1:57.360 B	35.088	46.549	35.723	181.0	19:28.542	9	1:53.226	35.083	46.935	31.208	187.6	18:44.540	
10	9:01.403	7:37.971	50.731	32.701	39.2	28:29.945	10	1:55.637 B	35.170	47.074	33.393	183.7	20:40.177	
11	1:54.288	35.418	47.079	31.791	185.9	30:24.233	11	10:08.534	8:49.023	48.016	31.495	34.9	30:48.711	
12	1:52.448	34.728	46.801	30.919	188.9	32:16.681	12	1:53.802	35.465	47.075	31.262	186.7	32:42.513	
13	1:51.712	34.756	46.207	30.749	190.2	34:08.393	13	1:53.290	35.055	47.044	31.191	187.5	34:35.803	
14	1:53.820	34.800	46.291	32.729	186.6	36:02.213								
15	1:52.165	34.877	46.278	31.010	189.4	37:54.378								



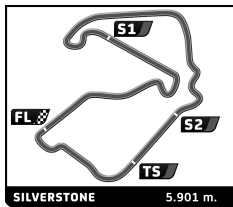
FIA F3 EUROPEAN CHAMPIONSHIP

6 Hours of Silverstone

Free Practice 1

Analysis

Lap	Time	Sector 1	Sector 2	Sector 3	Kph	Elapsed	Lap	Time	Sector 1	Sector 2	Sector 3	Kph	Elapsed	
14	1:53.590	35.126	47.011	31.453	187.0	36:29.393	14	1:53.547	35.204	47.070	31.273	187.1	37:08.142	
15	1:53.146	35.035	46.776	31.335	187.8	38:22.539	15	1:55.568 B	35.149	47.109	33.310	183.8	39:03.710	
16	1:57.932 B	35.191	46.826	35.915	180.1	40:20.471								
16	Nikita Troitckii RUS							25	Sophia Flörsch DEU					
	Carlin Dallara F317 - Volkswagen								Van Amersfoort Racing Dallara F317 - Mercedes-Benz					
1	4:07.885	2:05.221	1:27.067	35.597	83.6	4:07.885	1	3:17.350	1:25.499	54.394	57.457	105.1	3:17.350	
2	2:00.763	37.759	50.049	32.955	175.9	6:08.648	2	2:08.868	43.371	50.910	34.587	164.8	5:26.218	
3	1:55.138	35.314	48.091	31.733	184.5	8:03.786	3	1:56.455	35.464	49.034	31.957	182.4	7:22.673	
4	1:53.951	35.304	47.229	31.418	186.4	9:57.737	4	1:54.833	35.179	47.940	31.714	185.0	9:17.506	
5	1:54.059	35.125	47.469	31.465	186.3	11:51.796	5	1:54.444	35.095	47.697	31.652	185.6	11:11.950	
6	1:53.747	35.302	46.975	31.470	186.8	13:45.543	6	1:54.400	35.116	47.635	31.649	185.7	13:06.350	
7	1:53.511	35.290	46.859	31.362	187.2	15:39.054	7	1:54.630	35.212	47.519	31.899	185.3	15:00.980	
8	1:58.659 B	35.216	48.386	35.057	179.0	17:37.713	8	1:54.205	35.190	47.377	31.638	186.0	16:55.185	
9	12:37.227	...	53.356	33.223	28.1	30:14.940	9	1:57.388 B	35.268	47.477	34.643	181.0	18:52.573	
10	1:55.250	35.758	48.197	31.295	184.3	32:10.190	10	8:04.353	6:37.095	54.641	32.617	43.9	26:56.926	
11	1:52.907	34.905	46.505	31.497	188.2	34:03.097	11	1:57.721	35.916	50.055	31.750	180.5	28:54.647	
12	1:55.413	35.242	48.658	31.513	184.1	35:58.510	12	1:55.181	35.246	48.305	31.630	184.4	30:49.828	
13	1:53.066	35.290	46.551	31.225	187.9	37:51.576	13	1:54.111	35.015	47.531	31.565	186.2	32:43.939	
14	1:53.238	35.216	46.496	31.526	187.6	39:44.814	14	1:53.613	35.021	47.212	31.380	187.0	34:37.552	
15	1:52.617	35.208	46.439	30.970	188.6	41:37.431	15	1:53.950	35.210	47.287	31.453	186.4	36:31.502	
							16	1:53.348	35.120	46.953	31.275	187.4	38:24.850	
							17	1:53.390	35.093	47.079	31.218	187.3	40:18.240	
23	Jonathan Aberdein ZAF							27	Daniel Ticktum GBR					
	Motopark Dallara F317 - Volkswagen								Motopark Dallara F317 - Volkswagen					
1	4:14.843	2:13.774	1:28.161	32.908	81.4	4:14.843	1	4:38.454	3:03.352	1:01.970	33.132	74.5	4:38.454	
2	2:08.064	36.117	49.253	42.694	165.9	6:22.907	2	1:55.559	35.689	48.321	31.549	183.8	6:34.013	
3	1:54.881	35.410	48.072	31.399	184.9	8:17.788	3	1:53.503	35.041	47.140	31.322	187.2	8:27.516	
4	1:53.201	35.142	47.112	30.947	187.7	10:10.989	4	1:52.428	34.927	46.576	30.925	189.0	10:19.944	
5	1:52.874	34.907	46.920	31.047	188.2	12:03.863	5	2:09.493	39.383	53.254	36.856	164.1	12:29.437	
6	1:52.832	35.000	46.803	31.029	188.3	13:56.695	6	1:52.220	34.926	46.387	30.907	189.3	14:21.657	
7	1:52.807	34.949	46.816	31.042	188.3	15:49.502	7	2:00.810	35.047	52.536	33.227	175.8	16:22.467	
8	1:52.631	34.833	46.666	31.132	188.6	17:42.133	8	1:52.040	34.772	46.396	30.872	189.6	18:14.507	
9	1:52.412	34.861	46.582	30.969	189.0	19:34.545	9	1:51.647	34.746	46.218	30.683	190.3	20:06.154	
10	1:52.048	34.754	46.526	30.768	189.6	21:26.593	10	1:51.539	34.691	46.201	30.647	190.5	21:57.693	
11	1:58.140 B	35.067	47.723	35.350	179.8	23:24.733	11	1:58.510 B	34.701	48.376	35.433	179.3	23:56.203	
12	6:22.837	5:03.573	48.063	31.201	55.5	29:47.570	12	5:43.001	4:20.938	50.119	31.944	61.9	29:39.204	
13	1:51.845	34.798	46.223	30.824	189.9	31:39.415	13	1:51.286	34.595	46.027	30.664	190.9	31:30.490	
14	2:04.530	38.837	53.985	31.708	170.6	33:43.945	14	2:05.171	34.666	57.537	32.968	169.7	33:35.661	
15	1:54.830	34.863	46.515	33.452	185.0	35:38.775	15	1:53.566	34.625	46.849	32.092	187.1	35:29.227	
16	1:52.351	34.781	46.552	31.018	189.1	37:31.126	16	2:00.778 B	34.660	49.987	36.131	175.9	37:30.005	
17	1:57.706 B	35.303	46.932	35.471	180.5	39:28.832								
24	Ameya Vaidyanathan IND							33	Marino Sato SMR					
	Carlin Dallara F317 - Volkswagen								Motopark Dallara F317 - Volkswagen					
1	4:09.515	2:06.941	1:27.738	34.836	83.1	4:09.515	1	4:16.493	2:14.523	1:28.256	33.714	80.8	4:16.493	
2	2:02.167	37.872	51.652	32.643	173.9	6:11.682	2	2:01.716	37.724	50.243	33.749	174.5	6:18.209	
3	1:59.234	35.860	51.358	32.016	178.2	8:10.916	3	1:55.150	35.531	48.161	31.458	184.5	8:13.359	
4	1:56.199	35.510	49.047	31.642	182.8	10:07.115	4	1:54.354	35.273	47.431	31.650	185.8	10:07.713	
5	1:54.888	35.187	48.269	31.432	184.9	12:02.003	5	1:57.474	35.088	48.298	34.088	180.8	12:05.187	
6	1:56.159	35.331	48.089	32.739	182.9	13:58.162	6	1:53.445	35.053	46.942	31.450	187.3	13:58.632	
7	1:54.220	35.144	47.738	31.338	186.0	15:52.382	7	1:54.372	35.107	47.683	31.582	185.7	15:53.004	
8	1:59.453 B	35.161	47.707	36.585	177.8	17:51.835	8	1:59.609	35.360	53.168	31.081	177.6	17:52.613	
9	9:45.682	8:17.096	55.663	32.923	36.3	27:37.517	9	1:57.433 B	35.409	46.687	35.337	180.9	19:50.046	
10	1:55.984	35.921	48.478	31.585	183.2	29:33.501	10	8:56.944	7:38.267	47.506	31.171	39.6	28:46.990	
11	1:53.945	35.160	47.435	31.350	186.4	31:27.446	11	1:52.966	34.796	46.746	31.424	188.1	30:39.956	
12	1:53.447	35.257	46.957	31.233	187.3	33:20.893	12	1:52.540	34.957	46.488	31.095	188.8	32:32.496	
13	1:53.702	35.233	47.032	31.437	186.8	35:14.595	13	1:52.503	35.052	46.412	31.039	188.8	34:24.999	



FIA F3 EUROPEAN CHAMPIONSHIP

6 Hours of Silverstone

Free Practice 1

Analysis

■ Personal Best ■ Session Best B Crossing the finish line in pit lane

Lap	Time	Sector 1	Sector 2	Sector 3	Kph	Elapsed	Lap	Time	Sector 1	Sector 2	Sector 3	Kph	Elapsed
14	1:52.509	34.836	46.491	31.182	188.8	36:17.508	12	1:52.394	34.968	46.528	30.898	189.0	32:02.517
15	1:52.910	34.937	46.421	31.552	188.1	38:10.418	13	2:09.589	39.476	57.745	32.368	163.9	34:12.106
16	1:57.773B	35.172	47.776	34.825	180.4	40:08.191	14	1:52.690	35.046	46.583	31.061	188.5	36:04.796

39 Alex Palou ESP						
Hitech Bullfrog GP Dallara F317 - Mercedes-Benz						
1	3:30.687	1:33.825	52.513	1:04.349	98.4	3:30.687
2	2:08.519	41.119	52.708	34.692	165.3	5:39.206
3	1:54.621	35.242	48.185	31.194	185.3	7:33.827
4	1:52.890	34.989	46.973	30.928	188.2	9:26.717
5	1:53.058	35.446	46.737	30.875	187.9	11:19.775
6	1:56.030	34.980	48.761	32.289	183.1	13:15.805
7	1:52.554	35.013	46.599	30.942	188.7	15:08.359
8	1:52.587	35.054	46.619	30.914	188.7	17:00.946
9	1:55.419B	35.074	46.515	33.830	184.1	18:56.365
10	6:41.690	5:21.979	48.032	31.679	52.9	25:38.055
11	1:57.794	34.891	50.502	32.401	180.3	27:35.849
12	1:52.212	34.951	46.317	30.944	189.3	29:28.061
13	1:52.100	34.899	46.277	30.924	189.5	31:20.161
14	1:57.955	34.871	50.536	32.548	180.1	33:18.116
15	1:52.194	34.943	46.315	30.936	189.3	35:10.310
16	1:52.217	34.943	46.357	30.917	189.3	37:02.527
17	1:55.926B	34.895	46.457	34.574	183.3	38:58.453

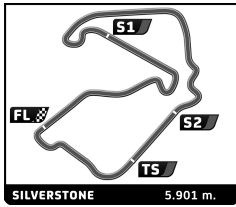
44 Jüri Vips EST						
Motopark Dallara F317 - Volkswagen						
1	4:17.741	2:22.429	1:22.592	32.720	80.4	4:17.741
2	1:55.410	35.697	48.155	31.558	184.1	6:13.151
3	1:53.294	35.161	47.043	31.090	187.5	8:06.445
4	1:53.606	35.753	46.598	31.255	187.0	10:00.051
5	1:54.349	35.137	46.678	32.534	185.8	11:54.400
6	1:52.928	35.615	46.320	30.993	188.1	13:47.328
7	1:52.287	34.938	46.427	30.922	189.2	15:39.615
8	1:53.365	35.025	46.946	31.394	187.4	17:32.980
9	2:00.402	35.215	53.190	31.997	176.4	19:33.382
10	1:51.945	34.834	46.263	30.848	189.8	21:25.327
11	1:55.103B	34.990	46.298	33.815	184.6	23:20.430
12	8:43.925	7:25.431	47.492	31.002	40.5	32:04.355
13	1:51.768	34.703	46.227	30.838	190.1	33:56.123
14	1:56.527	34.770	49.674	32.083	182.3	35:52.650
15	1:51.916	34.740	46.241	30.935	189.8	37:44.566
16	1:52.041	34.866	46.300	30.875	189.6	39:36.607
17	1:51.848	34.709	46.080	31.059	189.9	41:28.455

62 Ferdinand Habsburg AUT						
Carlin Dallara F317 - Volkswagen						
1	4:46.366	3:10.343	1:02.026	33.997	72.4	4:46.366
2	1:59.746	36.795	49.198	33.753	177.4	6:46.112
3	1:54.100	35.198	47.595	31.307	186.2	8:40.212
4	1:53.102	35.013	47.044	31.045	187.8	10:33.314
5	1:52.875	34.959	46.831	31.085	188.2	12:26.189
6	1:52.675	35.019	46.675	30.981	188.5	14:18.864
7	1:52.766	35.078	46.656	31.032	188.4	16:11.630
8	1:54.973B	35.162	46.634	33.177	184.8	18:06.603
9	8:15.317	6:50.677	51.550	33.090	42.9	26:21.920
10	1:55.741	35.803	47.833	32.105	183.5	28:17.661
11	1:52.462	34.916	46.642	30.904	188.9	30:10.123

65 Enaam Ahmed GBR						
Hitech Bullfrog GP Dallara F317 - Mercedes-Benz						
1	3:50.316	1:48.349	1:09.152	52.815	90.0	3:50.316
2	2:00.904	37.495	50.683	32.726	175.7	5:51.220
3	1:54.523	35.533	47.650	31.340	185.5	7:45.743
4	1:53.510	35.312	47.052	31.146	187.2	9:39.253
5	1:53.147	35.178	46.757	31.212	187.8	11:32.400
6	1:52.718	35.018	46.582	31.118	188.5	13:25.118
7	1:52.938	35.136	46.623	31.179	188.1	15:18.056
8	1:52.578	35.092	46.404	31.082	188.7	17:10.634
9	1:59.296B	35.208	46.799	37.289	178.1	19:09.930
10	7:01.893	5:41.042	49.387	31.464	50.4	26:11.823
11	1:52.647	34.866	46.451	31.330	188.6	28:04.470
12	1:52.400	34.964	46.391	31.045	189.0	29:56.870
13	1:52.471	34.942	46.399	31.130	188.9	31:49.341
14	2:02.608	38.185	51.417	33.006	173.3	33:51.949
15	1:52.535	34.993	46.417	31.125	188.8	35:44.484
16	1:53.636	35.021	47.283	31.332	186.9	37:38.120
17	1:53.635	35.072	47.313	31.250	186.9	39:31.755
18	1:59.666B	35.099	47.239	37.328	177.5	41:31.421

66 Hon Chio Leong MAC						
Hitech Bullfrog GP Dallara F317 - Mercedes-Benz						
1	3:54.229	1:50.023	1:11.817	52.389	88.5	3:54.229
2	2:01.479	37.705	50.809	32.965	174.9	5:55.708
3	1:55.858	35.814	48.295	31.749	183.4	7:51.566
4	1:56.457	35.361	49.693	31.403	182.4	9:48.023
5	1:54.255	35.212	47.878	31.165	185.9	11:42.278
6	1:54.087	35.334	47.593	31.160	186.2	13:36.365
7	1:53.821	35.252	47.406	31.163	186.6	15:30.186
8	1:53.542	35.351	47.112	31.079	187.1	17:23.728
9	1:53.434	35.380	46.869	31.185	187.3	19:17.162
10	1:57.183B	35.357	46.916	34.910	181.3	21:14.345
11	8:39.262	7:19.285	47.456	32.521	40.9	29:53.607
12	1:53.996	35.281	47.082	31.633	186.4	31:47.603
13	1:53.299	35.275	46.855	31.169	187.5	33:40.902
14	1:53.192	35.262	46.810	31.120	187.7	35:34.094
15	1:53.805	35.122	47.051	31.632	186.7	37:27.899
16	1:53.338	35.329	46.819	31.190	187.4	39:21.237
17	1:53.471	35.133	47.018	31.320	187.2	41:14.708

77 Ben Hingeley GBR						
Hitech Bullfrog GP Dallara F317 - Mercedes-Benz						
1	3:33.357	1:34.632	54.778	1:03.947	97.2	3:33.357
2	2:00.256	36.974	50.596	32.686	176.7	5:33.613
3	1:56.456	35.695	49.152	31.609	182.4	7:30.069
4	1:54.466	35.306	47.845	31.315	185.6	9:24.535
5	1:53.850	35.178	47.364	31.308	186.6	11:18.385
6	1:54.120	35.340	47.526	31.254	186.2	13:12.505
7	1:53.289	35.185	46.969	31.135	187.5	15:05.794
8	1:53.092	35.073	46.823	31.196	187.8	16:58.886



FIA F3 EUROPEAN CHAMPIONSHIP

6 Hours of Silverstone

Free Practice 1

Analysis

■ Personal Best ■ Session Best **B** Crossing the finish line in pit lane

Lap	Time	Sector 1	Sector 2	Sector 3	Kph	Elapsed	Lap	Time	Sector 1	Sector 2	Sector 3	Kph	Elapsed
9	1:53.004	35.065	46.855	31.084	188.0	18:51.890							
10	1:57.859 B	35.078	46.999	35.782	180.2	20:49.749							
11	7:41.541	6:20.955	48.813	31.773	46.0	28:31.290							
12	1:56.100	35.022	48.086	32.992	183.0	30:27.390							
13	1:53.343	34.887	47.286	31.170	187.4	32:20.733							
14	1:52.815	34.837	46.719	31.259	188.3	34:13.548							
15	1:56.861	35.015	48.945	32.901	181.8	36:10.409							
16	1:52.651	34.918	46.707	31.026	188.6	38:03.060							
17	1:53.084	34.962	46.853	31.269	187.9	39:56.144							
18	1:57.949 B	34.998	46.653	36.298	180.1	41:54.093							