

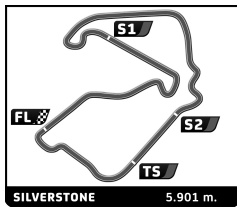
FIA F3 EUROPEAN CHAMPIONSHIP

6 Hours of Silverstone Race 1

Analysis

■ Personal Best ■ Session Best B Crossing the finish line in pit lane

Lap	Time	Sector 1	Sector 2	Sector 3	Kph	Elapsed	Lap	Time	Sector 1	Sector 2	Sector 3	Kph	Elapsed	
1	Guanyu Zhou CHN							5	1:54.588	35.365	47.594	31.629	185.4	9:44.858
	PREMA Theodore Racing Dallara F317 - Mercedes-Benz							6	1:54.207	35.363	47.330	31.514	186.0	11:39.065
	1	1:55.678	37.079	47.462	31.137	179.2	7	1:55.086	35.320	48.192	31.574	184.6	13:34.151	
	2	1:52.258	34.921	46.423	30.914	189.2	8	1:54.685	35.232	47.733	31.720	185.2	15:28.836	
	3	1:52.111	34.935	46.267	30.909	189.5	9	1:54.151	35.357	47.271	31.523	186.1	17:22.987	
	4	1:52.131	34.993	46.248	30.890	189.5	10	1:54.340	35.270	47.500	31.570	185.8	19:17.327	
	5	1:52.199	34.930	46.248	31.021	189.3	11	1:54.425	35.299	47.430	31.696	185.7	21:11.752	
	6	1:52.308	35.030	46.273	31.005	189.2	12	1:54.676	35.424	47.362	31.890	185.2	23:06.428	
	7	1:52.546	35.071	46.465	31.010	188.8	13	1:54.634	35.509	47.471	31.654	185.3	25:01.062	
	8	1:52.447	34.994	46.404	31.049	188.9	14	1:54.710	35.443	47.406	31.861	185.2	26:55.772	
	9	1:52.516	34.950	46.448	31.118	188.8	15	1:54.474	35.461	47.259	31.754	185.6	28:50.246	
	10	1:52.581	34.947	46.417	31.217	188.7	16	1:54.307	35.347	47.234	31.726	185.8	30:44.553	
	11	1:52.766	35.015	46.511	31.240	188.4	17	2:29.633	35.398	1:22.570	31.665	142.0	33:14.186	
	12	1:52.686	35.036	46.477	31.173	188.5	18	1:54.204	35.322	47.293	31.589	186.0	35:08.390	
	13	1:52.816	34.992	46.569	31.255	188.3	19	1:54.257	35.334	47.303	31.620	185.9	37:02.647	
	14	1:52.619	34.957	46.496	31.166	188.6								
	15	2:12.516 B	35.023	46.538	50.955	160.3								
3	Sebastian Fernandez ESP							7	Ralf Aron EST					
	Motopark Dallara F317 - Volkswagen								PREMA Theodore Racing Dallara F317 - Mercedes-Benz					
	1	2:02.337	40.183	49.275	32.879	169.5	1	2:00.154	39.704	48.502	31.948	172.6	2:00.154	
	2	1:54.195	35.146	47.492	31.557	186.0	2	1:54.252	35.194	47.443	31.615	185.9	3:54.406	
	3	1:54.110	34.923	47.521	31.666	186.2	3	1:53.481	35.069	46.958	31.454	187.2	5:47.887	
	4	1:54.509	35.055	47.998	31.456	185.5	4	1:53.270	35.070	46.941	31.259	187.5	7:41.157	
	5	1:53.797	35.082	47.089	31.626	186.7	5	1:53.281	35.047	46.894	31.340	187.5	9:34.438	
	6	1:53.947	35.028	47.465	31.454	186.4	6	1:52.971	34.998	46.780	31.193	188.0	11:27.409	
	7	1:53.342	35.024	46.969	31.349	187.4	7	1:52.934	35.102	46.662	31.170	188.1	13:20.343	
	8	1:53.312	35.116	46.865	31.331	187.5	8	1:52.996	35.079	46.500	31.417	188.0	15:13.339	
	9	1:53.599	35.094	46.916	31.589	187.0	9	1:53.110	35.149	46.728	31.233	187.8	17:06.449	
	10	1:53.079	35.021	46.720	31.338	187.9	10	1:52.938	35.006	46.676	31.256	188.1	18:59.387	
	11	1:53.175	34.931	46.931	31.313	187.7	11	1:52.968	34.980	46.621	31.367	188.0	20:52.355	
	12	1:53.615	35.018	47.091	31.506	187.0	12	1:53.207	35.122	46.820	31.265	187.7	22:45.562	
	13	1:53.351	35.060	46.913	31.378	187.4	13	1:53.139	35.069	46.807	31.263	187.8	24:38.701	
	14	1:53.458	35.033	46.929	31.496	187.2	14	1:53.033	34.996	46.635	31.402	187.9	26:31.734	
	15	1:53.560	35.045	47.046	31.469	187.1	15	1:53.202	35.162	46.795	31.245	187.7	28:24.936	
	16	1:53.451	35.044	47.014	31.393	187.2	16	4:15.527 B	35.099	46.713	2:53.715	83.1	32:40.463	
	17	2:33.275	35.022	1:26.552	31.701	138.6								
	18	1:52.946	35.024	46.683	31.239	188.1								
	19	1:54.123	35.016	47.529	31.578	186.1								
4	Mick Schumacher DEU							8	Marcus Armstrong ITA					
	PREMA Theodore Racing Dallara F317 - Mercedes-Benz								PREMA Theodore Racing Dallara F317 - Mercedes-Benz					
	1	1:56.454	37.658	47.402	31.394	178.1	1	1:58.546	38.113	48.706	31.727	174.9	1:58.546	
	2	1:52.614	34.896	46.625	31.093	188.6	2	1:53.319	35.048	47.117	31.154	187.5	3:51.865	
	3	1:52.378	34.822	46.592	30.964	189.0	3	1:52.532	34.879	46.825	30.828	188.8	5:44.397	
	4	1:52.884	34.956	46.818	31.110	188.2	4	1:52.537	34.901	46.378	31.258	188.8	7:36.934	
	5	1:52.528	34.859	46.598	31.071	188.8	5	1:52.448	34.730	46.489	31.229	188.9	9:29.382	
	6	1:52.752	34.840	46.675	31.237	188.4	6	1:53.126	34.942	46.426	31.758	187.8	11:22.508	
	7	3:07.033 B	35.074	1:28.359	1:03.627	113.6	7	1:52.624	35.329	46.305	30.990	188.6	13:15.132	
							8	1:52.595	34.934	46.507	31.154	188.7	15:07.727	
							9	1:52.716	34.780	46.616	31.320	188.5	17:00.443	
							10	1:52.753	34.759	46.470	31.524	188.4	18:53.196	
							11	1:52.573	34.931	46.456	31.186	188.7	20:45.769	
							12	1:52.858	34.933	46.646	31.279	188.2	22:38.627	
							13	1:52.627	34.879	46.665	31.083	188.6	24:31.254	
							14	1:52.498	34.877	46.445	31.176	188.8	26:23.752	
							15	1:52.948	34.906	46.392	31.650	188.1	28:16.700	
							16	1:54.100	35.223	47.425	31.452	186.2	30:10.800	
							17	2:31.439	35.185	1:02.613	53.641	140.3	32:42.239	
							18	1:53.272	35.027	47.040	31.205	187.5	34:35.511	
							19	1:53.461	35.050	47.032	31.379	187.2	36:28.972	
5	Petru Florescu ROU													
	Fortec Motorsports Dallara F317 - Mercedes-Benz													
	1	2:04.065	41.831	49.870	32.364	167.1								
	2	1:56.371	35.839	48.243	32.289	182.6								
	3	1:54.670	35.414	47.607	31.649	185.3								
	4	1:55.164	35.604	47.920	31.640	184.5								



FIA F3 EUROPEAN CHAMPIONSHIP

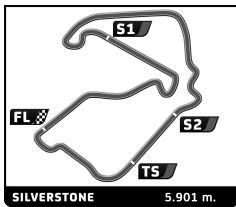
6 Hours of Silverstone

Race 1

Analysis

■ Personal Best
 ■ Session Best
 ■ Crossing the finish line in pit lane

Lap	Time	Sector 1	Sector 2	Sector 3	Kph	Elapsed	Lap	Time	Sector 1	Sector 2	Sector 3	Kph	Elapsed
9 Jehan Daruvala IND													
Carlin Dallara F317 - Volkswagen													
1	1:59.597	38.871	48.629	32.097	173.4	1:59.597	11	1:52.428	34.932	46.486	31.010	189.0	20:37.742
2	1:53.804	35.236	47.259	31.309	186.7	3:53.401	12	1:52.774	35.001	46.582	31.191	188.4	22:30.516
3	1:53.062	34.934	46.982	31.146	187.9	5:46.463	13	1:52.691	35.020	46.469	31.202	188.5	24:23.207
4	1:52.935	34.939	46.859	31.137	188.1	7:39.398	14	1:52.912	34.967	46.624	31.321	188.1	26:16.119
5	1:52.745	34.895	46.782	31.068	188.4	9:32.143	15	1:53.670	34.978	46.406	32.286	186.9	28:09.789
6	1:52.654	34.878	46.742	31.034	188.6	11:24.797	16	1:53.454	35.103	47.012	31.339	187.2	30:03.243
7	1:52.974	34.796	47.001	31.177	188.0	13:17.771	17	2:26.061	34.985	46.707	1:04.369	145.4	32:29.304
8	1:52.916	34.893	46.821	31.202	188.1	15:10.687	18	1:52.724	35.042	46.537	31.145	188.5	34:22.028
9	1:52.625	34.887	46.701	31.037	188.6	17:03.312	19	1:52.872	34.870	46.775	31.227	188.2	36:14.900
10	1:52.993	34.822	46.892	31.279	188.0	18:56.305							
11	1:53.132	34.937	47.054	31.141	187.8	20:49.437							
12	1:53.059	35.050	46.833	31.176	187.9	22:42.496							
13	1:52.862	34.907	46.776	31.179	188.2	24:35.358							
14	1:52.850	34.966	46.768	31.116	188.2	26:28.208							
15	1:52.984	34.974	46.795	31.215	188.0	28:21.192							
16	1:53.106	35.132	46.952	31.022	187.8	30:14.298							
17	2:29.898	35.033	1:05.475	49.390	141.7	32:44.196							
18	1:53.469	35.036	46.978	31.455	187.2	34:37.665							
19	1:53.234	35.020	46.885	31.329	187.6	36:30.899							
10 Robert Shvartzman RUS													
PREMA Theodore Racing Dallara F317 - Mercedes-Benz													
1	1:59.055	38.706	48.525	31.824	174.2	1:59.055	11	1:59.766	38.949	48.802	32.015	173.1	1:59.766
2	1:53.445	35.004	47.235	31.206	187.3	3:52.500	12	1:54.200	35.159	47.583	31.458	186.0	3:53.966
3	1:53.226	34.899	47.225	31.102	187.6	5:45.726	13	1:53.186	34.982	46.802	31.402	187.7	5:47.152
4	1:53.010	34.900	46.980	31.130	188.0	7:38.736	14	1:53.282	35.092	46.817	31.373	187.5	7:40.434
5	1:52.739	34.847	46.734	31.158	188.4	9:31.475	15	1:52.974	35.042	46.636	31.296	188.0	9:33.408
6	1:52.854	34.945	46.681	31.228	188.2	11:24.329	16	1:53.026	34.948	46.727	31.351	188.0	11:26.434
7	1:52.783	34.950	46.662	31.171	188.4	13:17.112	17	1:52.915	34.974	46.670	31.271	188.1	13:19.349
8	1:52.944	34.889	46.843	31.212	188.1	15:10.056	18	1:53.287	35.038	46.841	31.408	187.5	15:12.636
9	1:52.746	34.875	46.640	31.231	188.4	17:02.802	19	1:52.706	34.966	46.527	31.213	188.5	17:05.342
10	1:52.735	34.934	46.436	31.365	188.4	18:55.537	10	1:52.652	34.886	46.607	31.159	188.6	18:57.994
11	1:52.701	34.830	46.660	31.211	188.5	20:48.238	11	1:52.653	34.880	46.508	31.265	188.6	20:50.647
12	1:53.070	34.892	46.843	31.335	187.9	22:41.308	12	1:53.618	35.106	47.226	31.286	187.0	22:44.265
13	1:52.883	35.006	46.669	31.208	188.2	24:34.191	13	1:53.389	35.073	47.129	31.187	187.4	24:37.654
14	1:52.841	34.908	46.591	31.342	188.3	26:27.032	14	1:52.742	34.877	46.392	31.473	188.4	26:30.396
15	1:52.956	35.068	46.586	31.302	188.1	28:19.988	15	1:52.577	34.940	46.384	31.253	188.7	28:22.973
16	1:53.087	35.092	46.750	31.245	187.9	30:13.075	16	1:52.942	35.026	46.581	31.335	188.1	30:15.915
17	2:30.601	35.068	1:04.599	50.934	141.1	32:43.676	17	2:32.773	34.969	1:11.525	46.279	139.1	32:48.688
18	1:53.529	34.995	47.071	31.463	187.1	34:37.205	18	1:52.683	34.814	46.663	31.206	188.5	34:31.371
19	1:53.066	34.964	46.831	31.271	187.9	36:30.271	19	1:52.593	35.078	46.436	31.079	188.7	36:33.964
11 Sacha Fenestraz FRA													
Carlin Dallara F317 - Volkswagen													
1	1:54.621	36.996	46.584	31.041	180.9	1:54.621	11	1:53.523	35.095	46.968	31.460	187.1	21:01.542
2	1:52.018	34.861	46.249	30.908	189.6	3:46.639	12	1:53.587	35.207	46.904	31.476	187.0	22:55.129
3	1:51.937	34.820	46.263	30.854	189.8	5:38.576	13	1:53.356	35.186	46.820	31.350	187.4	24:48.485
4	1:52.157	34.941	46.324	30.892	189.4	7:30.733	14	1:53.758	35.155	46.950	31.653	186.7	26:42.243
5	1:52.362	34.864	46.445	31.053	189.1	9:23.095							
6	1:52.311	34.963	46.368	30.980	189.1	11:15.406							
7	1:52.317	35.004	46.389	30.924	189.1	13:07.723							
8	1:52.396	35.016	46.383	30.997	189.0	15:00.119							
9	1:52.466	34.976	46.421	31.069	188.9	16:52.585							
10	1:52.729	35.087	46.510	31.132	188.4	18:45.314							
12 Artem Petrov RUS													
Van Amersfoort Racing Dallara F317 - Mercedes-Benz													
1	2:05.186	41.231	49.362	34.593	165.6	2:05.186							
2	1:54.660	35.294	47.794	31.572	185.3	3:59.846							
3	1:54.743	35.090	47.646	32.007	185.1	5:54.589							
4	1:53.798	35.197	47.072	31.529	186.7	7:48.387							
5	1:53.652	35.006	47.155	31.491	186.9	9:42.039							
6	1:58.149	35.073	47.081	35.995	179.8	11:40.188							
13 Fabio Scherer CHE													
Motopark Dallara F317 - Volkswagen													
1	1:59.766	38.949	48.802	32.015	173.1	1:59.766							
2	1:54.200	35.159	47.583	31.458	186.0	3:53.966							
3	1:53.186	34.982	46.802	31.402	187.7	5:47.152							
4	1:53.282	35.092	46.817	31.373	187.5	7:40.434							
5	1:52.974	35.042	46.636	31.296	188.0	9:33.408							
6	1:53.026	34.948	46.727	31.351	188.0	11:26.434							
7	1:52.915	34.974	46.670	31.271	188.1	13:19.349							
8	1:53.287	35.038	46.841	31.408	187.5	15:12.636							
9	1:52.706	34.966	46.527	31.213	188.5	17:05.342							
10	1:52.652	34.886	46.607	31.159	188.6	18:57.994							
11	1:52.653	34.880	46.508	31.265	188.6	20:50.647							
12	1:53.618	35.106	47.226	31.286	187.0	22:44.265							
13	1:53.389	35.073	47.129	31.187	187.4	24:37.654							
14	1:52.742	34.877	46.392	31.473	188.4	26:30.396							
15	1:52.577	34.940	46.384	31.253	188.7	28:22.973							
16	1:52.942	35.026	46.581	31.335	188.1	30:15.915							
17	2:32.773	34.969	1:11.525	46.279	139.1	32:48.688							
18	1:52.683	34.814	46.663	31.206	188.5	34:31.371							
19	1:52.593	35.078	46.436	31.079	188.7	36:33.964							
15 Keyvan Soori Andres IRN													
Van Amersfoort Racing Dallara F317 - Mercedes-Benz													
1	2:02.533	40.496	49.749	32.288	169.2	2:02.533							
2	1:54.532	35.379	47.599	31.554	185.5	3:57.065							
3	1:54.012	35.044	47.386	31.582	186.3	5:51.077							
4	1:54.709	35.284	47.920	31.505	185.2	7:45.786							
5	1:53.936	34.989	47.434	31.513	186.5	9:39.722							
6	1:53.925	35.160	47.255	31.510	186.5	11:33.647							
7	1:54.032	35.298	47.247	31.487	186.3	13:27.679							
8	1:53.854	35.217	47.220	31.417	186.6	15:21.533							
9	1:53.160	35.051	46.799	31.310	187.7	17:14.693							
10	1:53.326	35.082	46.920	31.324	187.5	19:08.019							
11	1:53.523	35.095	46.968	31.460	187.1	21:01.542							
12	1:53.587	35.207	46.904	31.476	187.0	22:55.129							
13	1:53.356	35.186	46.820	31.350	187.4	24:48.485							
14	1:53.758	35.155	46.950	31.653	186.7	26:42.243							



FIA F3 EUROPEAN CHAMPIONSHIP

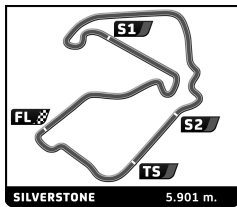
6 Hours of Silverstone

Race 1

Analysis

■ Personal Best
 ■ Session Best
 ■ Crossing the finish line in pit lane

Lap	Time	Sector 1	Sector 2	Sector 3	Kph	Elapsed	Lap	Time	Sector 1	Sector 2	Sector 3	Kph	Elapsed
15	1:53.475	35.208	46.842	31.425	187.2	28:35.718	6	1:54.341	35.455	47.313	31.573	185.8	11:36.556
16	1:53.838	35.184	46.796	31.858	186.6	30:29.556	7	1:54.305	35.068	47.826	31.411	185.9	13:30.861
17	2:31.887	35.187	1:24.991	31.709	139.9	33:01.443	8	1:54.085	35.229	47.327	31.529	186.2	15:24.946
18	1:53.263	35.150	46.796	31.317	187.6	34:54.706	9	1:53.961	35.082	47.296	31.583	186.4	17:18.907
19	1:53.344	35.224	46.651	31.469	187.4	36:48.050	10	1:54.069	35.043	47.273	31.753	186.2	19:12.976
16	Nikita Troitckii RUS						11	1:54.296	35.109	47.589	31.598	185.9	21:07.272
	Carlin Dallara F317 - Volkswagen						12	1:54.030	35.153	47.246	31.631	186.3	23:01.302
1	2:02.127	40.259	49.568	32.300	169.8	2:02.127	13	1:54.155	35.231	47.281	31.643	186.1	24:55.457
2	1:54.008	35.106	47.392	31.510	186.3	3:56.135	14	1:54.687	35.234	47.598	31.855	185.2	26:50.144
3	1:54.162	35.204	47.201	31.757	186.1	5:50.297	15	1:54.709	35.525	47.641	31.543	185.2	28:44.853
4	1:54.285	35.407	47.516	31.362	185.9	7:44.582	16	1:54.304	35.181	47.421	31.702	185.9	30:39.157
5	1:53.957	34.937	47.451	31.569	186.4	9:38.539	17	2:30.928	35.220	1:24.148	31.560	140.8	33:10.085
6	1:53.756	35.217	47.243	31.296	186.7	11:32.295	18	1:54.435	35.342	47.616	31.477	185.6	35:04.520
7	1:53.371	35.022	47.095	31.254	187.4	13:25.666	19	1:54.060	35.129	47.416	31.515	186.2	36:58.580
8	1:53.369	35.032	46.972	31.365	187.4	15:19.035							
9	1:53.192	35.089	46.874	31.229	187.7	17:12.227	25	Sophia Flörsch DEU					
10	1:53.016	34.902	46.737	31.377	188.0	19:05.243		Van Amersfoort Racing Dallara F317 - Mercedes-Benz					
11	1:53.473	35.139	46.998	31.336	187.2	20:58.716	1	2:02.765	41.152	49.291	32.322	168.9	2:02.765
12	1:53.358	35.079	46.942	31.337	187.4	22:52.074	2	1:55.364	35.494	48.160	31.710	184.1	3:58.129
13	1:53.468	35.113	47.100	31.255	187.2	24:45.542	3	1:54.097	35.197	47.320	31.580	186.2	5:52.226
14	1:53.425	35.024	47.086	31.315	187.3	26:38.967	4	1:54.566	35.165	47.661	31.740	185.4	7:46.792
15	1:53.387	35.029	46.939	31.419	187.4	28:32.354	5	1:54.096	35.138	47.252	31.706	186.2	9:40.888
16	1:53.671	35.122	47.081	31.468	186.9	30:26.025	6	1:54.090	35.259	47.174	31.657	186.2	11:34.978
17	2:31.478	35.034	1:24.345	32.099	140.2	32:57.503	7	1:54.489	35.239	47.405	31.845	185.6	13:29.467
18	1:53.244	34.997	46.958	31.289	187.6	34:50.747	8	1:54.610	35.281	47.601	31.728	185.4	15:24.077
19	1:54.287	35.183	47.299	31.805	185.9	36:45.034	9	1:54.150	35.232	47.321	31.597	186.1	17:18.227
23	Jonathan Aberdein ZAF						10	1:53.905	35.056	47.251	31.598	186.5	19:12.132
	Motopark Dallara F317 - Volkswagen						11	1:54.011	35.067	47.303	31.641	186.3	21:06.143
1	1:56.815	37.800	47.540	31.475	177.5	1:56.815	12	1:54.325	35.128	47.605	31.592	185.8	23:00.468
2	1:52.824	34.762	46.883	31.179	188.3	3:49.639	13	1:54.255	35.311	47.349	31.595	185.9	24:54.723
3	1:52.866	34.799	46.877	31.190	188.2	5:42.505	14	1:54.265	35.251	47.354	31.660	185.9	26:48.988
4	1:52.743	34.949	46.619	31.175	188.4	7:35.248	15	1:54.268	35.188	47.465	31.615	185.9	28:43.256
5	1:52.281	34.865	46.317	31.099	189.2	9:27.529	16	1:54.203	35.204	47.359	31.640	186.0	30:37.459
6	1:52.653	34.833	46.575	31.245	188.6	11:20.182	17	2:32.902	35.257	1:25.526	32.119	138.9	33:10.361
7	1:52.496	34.864	46.554	31.078	188.8	13:12.678	18	1:55.055	35.288	48.128	31.639	184.6	35:05.416
8	1:52.347	34.867	46.289	31.191	189.1	15:05.025	19	1:54.296	35.154	47.492	31.650	185.9	36:59.712
9	1:52.402	34.820	46.328	31.254	189.0	16:57.427							
10	1:52.318	34.855	46.313	31.150	189.1	18:49.745	27	Daniel Ticktum GBR					
11	1:52.804	34.842	46.660	31.302	188.3	20:42.549		Motopark Dallara F317 - Volkswagen					
12	1:52.600	34.947	46.394	31.259	188.7	22:35.149	1	1:55.149	37.297	46.731	31.121	180.1	1:55.149
13	1:52.832	34.913	46.575	31.344	188.3	24:27.981	2	1:52.225	34.650	46.604	30.971	189.3	3:47.374
14	1:52.456	34.843	46.421	31.192	188.9	26:20.437	3	1:51.812	34.775	46.234	30.803	190.0	5:39.186
15	1:52.601	34.861	46.308	31.432	188.7	28:13.038	4	1:52.268	34.808	46.536	30.924	189.2	7:31.454
16	1:52.453	34.931	46.419	31.103	188.9	30:05.491	5	1:52.400	34.867	46.405	31.128	189.0	9:23.854
17	2:35.084	34.971	53.659	1:06.454	137.0	32:40.575	6	1:52.221	34.904	46.338	30.979	189.3	11:16.075
18	1:54.079	35.772	47.023	31.284	186.2	34:34.654	7	1:52.193	34.806	46.400	30.987	189.3	13:08.268
19	1:53.040	35.010	46.782	31.248	187.9	36:27.694	8	1:52.295	34.800	46.527	30.968	189.2	15:00.563
24	Ameya Vaidyanathan IND						9	1:52.631	34.855	46.539	31.237	188.6	16:53.194
	Carlin Dallara F317 - Volkswagen						10	1:52.680	34.695	46.700	31.285	188.5	18:45.874
1	2:03.076	41.305	49.705	32.066	168.5	2:03.076	11	1:52.590	34.783	46.463	31.344	188.7	20:38.464
2	1:56.103	36.337	48.123	31.643	183.0	3:59.179	12	1:52.521	34.927	46.384	31.210	188.8	22:30.985
3	1:54.192	35.145	47.680	31.367	186.0	5:53.371	13	1:52.619	34.836	46.630	31.153	188.6	24:23.604
4	1:54.283	35.050	47.695	31.538	185.9	7:47.654	14	1:53.058	34.973	46.517	31.568	187.9	26:16.662
5	1:54.561	35.168	47.382	32.011	185.4	9:42.215	15	1:52.522	34.829	46.338	31.355	188.8	28:09.184
							16	1:52.467	34.937	46.405	31.125	188.9	30:01.651
							17	2:25.769	34.925	46.315	1:04.529	145.7	32:27.420
							18	1:52.790	35.030	46.520	31.240	188.3	34:20.210



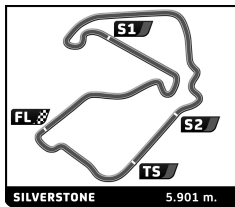
FIA F3 EUROPEAN CHAMPIONSHIP

6 Hours of Silverstone Race 1

Analysis

■ Personal Best
 ■ Session Best
 ■ Crossing the finish line in pit lane

Lap	Time	Sector 1	Sector 2	Sector 3	Kph	Elapsed	Lap	Time	Sector 1	Sector 2	Sector 3	Kph	Elapsed
33 Marino Sato SMR Motopark Dallara F317 - Volkswagen							10	1:52.503	34.892	46.411	31.200	188.8	18:52.430
1	2:00.917	39.443	49.522	31.952	171.5	2:00.917	11	1:52.693	34.791	46.639	31.263	188.5	20:45.123
2	1:54.249	35.136	47.553	31.560	185.9	3:55.166	12	1:52.930	35.024	46.639	31.267	188.1	22:38.053
3	1:54.435	34.875	47.417	32.143	185.6	5:49.601	13	1:52.546	34.786	46.589	31.171	188.8	24:30.599
4	1:53.874	35.201	47.183	31.490	186.6	7:43.475	14	1:52.568	34.794	46.686	31.088	188.7	26:23.167
5	1:53.992	35.170	47.372	31.450	186.4	9:37.467	15	1:52.766	34.841	46.539	31.386	188.4	28:15.933
6	1:53.075	34.967	46.795	31.313	187.9	11:30.542	16	1:52.952	34.849	46.773	31.330	188.1	30:08.885
7	1:52.562	34.928	46.537	31.097	188.7	13:23.104	17	2:31.652	35.006	57.238	59.408	140.1	32:40.537
8	1:52.914	35.069	46.620	31.225	188.1	15:16.018	18	1:52.978	35.024	46.601	31.353	188.0	34:33.515
9	1:52.838	34.927	46.619	31.292	188.3	17:08.856	19	1:52.586	34.908	46.584	31.094	188.7	36:26.101
10	1:52.630	34.886	46.467	31.277	188.6	19:01.486							
11	1:53.042	34.873	46.695	31.474	187.9	20:54.528							
12	1:53.313	34.969	46.958	31.386	187.5	22:47.841							
13	1:53.283	34.933	46.904	31.446	187.5	24:41.124							
14	1:53.045	35.022	46.621	31.402	187.9	26:34.169							
15	1:52.995	34.984	46.498	31.513	188.0	28:27.164							
16	1:52.965	35.227	46.497	31.241	188.1	30:20.129							
17	2:31.402	34.991	1:16.743	39.668	140.3	32:51.531							
18	1:52.421	34.881	46.444	31.096	189.0	34:43.952							
19	1:52.412	34.910	46.409	31.093	189.0	36:36.364							
39 Alex Palou ESP Hitech Bullfrog GP Dallara F317 - Mercedes-Benz							10	1:52.954	35.034	46.723	31.197	188.1	19:04.334
1	1:58.337	38.017	48.276	32.044	175.2	1:58.337	11	1:53.238	35.038	46.800	31.400	187.6	20:57.572
2	1:53.293	35.158	46.827	31.308	187.5	3:51.630	12	1:53.448	35.139	46.894	31.415	187.3	22:51.020
3	1:53.498	35.094	47.449	30.955	187.2	5:45.128	13	1:53.184	35.116	46.853	31.215	187.7	24:44.204
4	1:52.759	35.050	46.704	31.005	188.4	7:37.887	14	1:53.152	35.057	46.807	31.288	187.7	26:37.356
5	1:52.621	34.874	46.687	31.060	188.6	9:30.508	15	1:53.116	35.039	46.697	31.380	187.8	28:30.472
6	1:52.455	34.960	46.580	30.915	188.9	11:22.963	16	1:53.697	35.161	46.929	31.607	186.8	30:24.169
7	1:53.295	35.229	46.920	31.146	187.5	13:16.258	17	2:31.923	35.077	1:24.085	32.761	139.8	32:56.092
8	1:52.707	35.025	46.615	31.067	188.5	15:08.965	18	1:53.114	35.015	46.824	31.275	187.8	34:49.206
9	1:52.690	34.947	46.520	31.223	188.5	17:01.655	19	1:52.951	35.210	46.638	31.103	188.1	36:42.157
10	1:52.596	34.910	46.616	31.070	188.7	18:54.251							
11	1:52.783	34.958	46.756	31.069	188.4	20:47.034							
12	1:52.782	35.002	46.654	31.126	188.4	22:39.816							
13	1:53.044	34.993	46.854	31.197	187.9	24:32.860							
14	1:52.647	35.000	46.567	31.080	188.6	26:25.507							
15	1:53.160	35.277	46.626	31.257	187.7	28:18.667							
16	1:52.819	35.101	46.674	31.044	188.3	30:11.486							
17	2:31.411	35.260	1:03.563	52.588	140.3	32:42.897							
18	1:53.129	35.066	46.923	31.140	187.8	34:36.026							
19	1:53.586	35.085	47.057	31.444	187.0	36:29.612							
44 Jüri Vips EST Motopark Dallara F317 - Volkswagen							10	1:52.321	34.952	46.387	30.982	189.1	18:51.620
1	1:57.979	38.634	47.874	31.471	175.8	1:57.979	11	1:52.979	34.947	46.931	31.101	188.0	20:44.599
2	1:52.852	35.020	46.671	31.161	188.2	3:50.831	12	1:52.918	35.084	46.567	31.267	188.1	22:37.517
3	1:52.460	34.746	46.659	31.055	188.9	5:43.291	13	1:52.546	35.059	46.472	31.015	188.8	24:30.063
4	1:53.053	34.986	46.660	31.407	187.9	7:36.344	14	1:52.357	34.940	46.415	31.002	189.1	26:22.420
5	1:52.692	34.830	46.514	31.348	188.5	9:29.036	15	1:52.704	34.982	46.426	31.296	188.5	28:15.124
6	1:52.523	34.872	46.497	31.154	188.8	11:21.559	16	1:52.642	35.056	46.530	31.056	188.6	30:07.766
7	1:52.964	34.997	46.770	31.197	188.1	13:14.523	17	2:31.290	35.078	57.455	58.757	140.4	32:39.056
8	1:52.718	34.896	46.492	31.330	188.5	15:07.241	18	1:53.157	35.124	46.889	31.144	187.7	34:32.213
9	1:52.686	34.886	46.576	31.224	188.5	16:59.927	19	1:52.727	35.049	46.556	31.122	188.5	36:24.940
62 Ferdinand Habsburg AUT Carlin Dallara F317 - Volkswagen							10	1:52.503	34.892	46.411	31.200	188.8	18:52.430
1	2:01.242	39.690	49.570	31.982	171.0	2:01.242	11	1:52.693	34.791	46.639	31.263	188.5	20:45.123
2	1:54.423	35.149	47.556	31.718	185.7	3:55.665	12	1:52.930	35.024	46.639	31.267	188.1	22:38.053
3	1:54.239	35.124	47.278	31.837	186.0	5:49.904	13	1:52.546	34.786	46.589	31.171	188.8	24:30.599
4	1:54.096	35.163	47.492	31.441	186.2	7:44.000	14	1:52.568	34.794	46.686	31.088	188.7	26:23.167
5	1:54.101	35.057	47.484	31.560	186.2	9:38.101	15	1:52.766	34.841	46.539	31.386	188.4	28:15.933
6	1:53.648	35.187	47.071	31.390	186.9	11:31.749	16	1:52.952	34.849	46.773	31.330	188.1	30:08.885
7	1:53.238	35.178	46.854	31.206	187.6	13:24.987	17	2:31.652	35.006	57.238	59.408	140.1	32:40.537
8	1:53.295	35.155	46.857	31.283	187.5	15:18.282	18	1:52.978	35.024	46.601	31.353	188.0	34:33.515
9	1:53.098	35.011	46.817	31.270	187.8	17:11.380	19	1:52.586	34.908	46.584	31.094	188.7	36:26.101
10	1:52.954	35.034	46.723	31.197	188.1	19:04.334							
11	1:53.238	35.038	46.800	31.400	187.6	20:57.572							
12	1:53.448	35.139	46.894	31.415	187.3	22:51.020							
13	1:53.184	35.116	46.853	31.215	187.7	24:44.204							
14	1:53.152	35.057	46.807	31.288	187.7	26:37.356							
15	1:53.116	35.039	46.697	31.380	187.8	28:30.472							
16	1:53.697	35.161	46.929	31.607	186.8	30:24.169							
17	2:31.923	35.077	1:24.085	32.761	139.8	32:56.092							
18	1:53.114	35.015	46.824	31.275	187.8	34:49.206							
19	1:52.951	35.210	46.638	31.103	188.1	36:42.157							
65 Enaam Ahmed GBR Hitech Bullfrog GP Dallara F317 - Mercedes-Benz							10	1:52.321	34.952	46.387	30.982	189.1	18:51.620
1	1:57.310	38.129	47.815	31.366	176.8	1:57.310	11	1:52.979	34.947	46.931	31.101	188.0	20:44.599
2	1:52.842	34.972	46.719	31.151	188.3	3:50.152	12	1:52.918	35.084	46.567	31.267	188.1	22:37.517
3	1:52.738	34.813	46.771	31.154	188.4	5:42.890	13	1:52.546	35.059	46.472	31.015	188.8	24:30.063
4	1:53.047	35.006	46.721	31.320	187.9	7:35.937	14	1:52.357	34.940	46.415	31.002	189.1	26:22.420
5	1:52.411	34.849	46.514	31.048	189.0	9:28.348	15	1:52.704	34.982	46.426	31.296	188.5	28:15.124
6	1:52.772	35.036	46.503	31.233	188.4	11:21.120	16	1:52.642	35.056	46.530	31.056	188.6	30:07.766
7	1:52.844	35.108	46.622	31.114	188.3	13:13.964	17	2:31.290	35.078	57.455	58.757	140.4	32:39.056
8	1:52.771	35.086	46.493	31.192	188.4	15:06.735	18	1:53.157	35.124	46.889	31.144	187.7	34:32.213
9	1:52.564	34.869	46.483	31.212	188.7	16:59.299	19	1:52.727	35.049	46.556	31.122	188.5	36:24.940
10	1:52.321	34.952	46.387	30.982	189.1	18:51.620							
11	1:52.979	34.947	46.931	31.101	188.0	20:44.599							
12	1:52.918	35.084	46.567	31.267	188.1	22:37.517							
13	1:52.546	35.059	46.472	31.015	188.8	24:30.063							
14	1:52.357	34.940	46.415	31.002	189.1	26:22.420							
15	1:52.704	34.982	46.426	31.296	188.5	28:15.124							
16	1:52.642	35.056	46.530	31.056	188.6	30:07.766							
17	2:31.290	35.078	57.455	58.757	140.4	32:39.056							
18	1:53.157	35.124	46.889	31.144	187.7	34:32.213							
19	1:52.727	35.049	46.556	31.122	188.5	36:24.940							
66 Hon Chio Leong													



FIA F3 EUROPEAN CHAMPIONSHIP

6 Hours of Silverstone

Race 1

Analysis

■ Personal Best
 ■ Session Best
 ■ Crossing the finish line in pit lane

Lap	Time	Sector 1	Sector 2	Sector 3	Kph	Elapsed	Lap	Time	Sector 1	Sector 2	Sector 3	Kph	Elapsed
1	2:03.498	41.768	49.688	32.042	167.9	2:03.498							
2	1:55.279	35.584	47.881	31.814	184.3	3:58.777							
3	1:56.064	35.478	48.244	32.342	183.0	5:54.841							
4	1:54.766	35.606	47.548	31.612	185.1	7:49.607							
5	1:54.335	35.563	47.199	31.573	185.8	9:43.942							
6	1:54.580	35.613	47.378	31.589	185.4	11:38.522							
7	1:55.062	35.364	48.168	31.530	184.6	13:33.584							
8	1:54.109	35.330	47.261	31.518	186.2	15:27.693							
9	1:54.178	35.326	47.380	31.472	186.1	17:21.871							
10	1:53.612	35.187	47.082	31.343	187.0	19:15.483							
11	1:53.940	35.183	47.089	31.668	186.4	21:09.423							
12	1:53.912	35.257	47.108	31.547	186.5	23:03.335							
13	1:54.317	35.322	47.423	31.572	185.8	24:57.652							
14	1:54.195	35.315	47.281	31.599	186.0	26:51.847							
15	1:54.146	35.255	47.139	31.752	186.1	28:45.993							
16	1:54.331	35.383	47.317	31.631	185.8	30:40.324							
17	2:31.626	35.353	1:24.362	31.911	140.1	33:11.950							
18	1:54.565	35.316	47.467	31.782	185.4	35:06.515							
19	1:54.510	35.429	47.266	31.815	185.5	37:01.025							

77 Ben Hingeley		GBR												
Hitech Bullfrog GP		Dallara F317 - Mercedes-Benz												
1	2:00.440	39.037	49.621	31.782	172.2	2:00.440								
2	1:54.336	35.306	47.497	31.533	185.8	3:54.776								
3	1:54.511	35.171	47.313	32.027	185.5	5:49.287								
4	1:53.643	35.342	47.020	31.281	186.9	7:42.930								
5	1:53.758	35.681	46.912	31.165	186.7	9:36.688								
6	1:52.891	34.977	46.833	31.081	188.2	11:29.579								
7	1:52.626	34.939	46.656	31.031	188.6	13:22.205								
8	1:52.958	35.065	46.686	31.207	188.1	15:15.163								
9	1:52.684	34.858	46.704	31.122	188.5	17:07.847								
10	1:52.761	34.852	46.745	31.164	188.4	19:00.608								
11	1:53.155	34.953	46.878	31.324	187.7	20:53.763								
12	1:53.498	35.055	47.014	31.429	187.2	22:47.261								
13	1:53.362	35.103	46.952	31.307	187.4	24:40.623								
14	1:52.998	34.991	46.781	31.226	188.0	26:33.621								
15	1:52.932	34.861	46.785	31.286	188.1	28:26.553								
16	1:52.977	35.030	46.817	31.130	188.0	30:19.530								
17	2:30.040	35.049	1:12.246	42.745	141.6	32:49.570								
18	1:53.342	34.980	47.000	31.362	187.4	34:42.912								
19	1:53.050	35.077	46.871	31.102	187.9	36:35.962								