

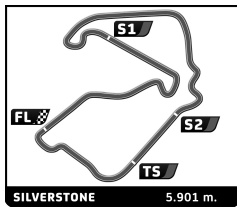
# FIA F3 EUROPEAN CHAMPIONSHIP

## 6 Hours of Silverstone Race 2

### Analysis

■ Personal Best ■ Session Best B Crossing the finish line in pit lane

Lap	Time	Sector 1	Sector 2	Sector 3	Kph	Elapsed	Lap	Time	Sector 1	Sector 2	Sector 3	Kph	Elapsed
<b>1</b>	<b>Guanyu Zhou</b> CHN												
	PREMA Theodore Racing Dallara F317 - Mercedes-Benz												
1	1:58.077	38.798	47.927	31.352	175.6	1:58.077	11	1:53.011	35.169	46.799	31.043	188.0	20:38.096
2	1:52.884	35.021	46.712	31.151	188.2	3:50.961	12	1:52.847	35.068	46.731	31.048	188.3	22:30.943
3	1:52.690	35.026	46.587	31.077	188.5	5:43.651	13	1:52.682	34.909	46.761	31.012	188.5	24:23.625
4	1:52.945	35.080	46.706	31.159	188.1	7:36.596	14	1:52.365	34.941	46.527	30.897	189.1	26:15.990
5	1:53.074	35.155	46.660	31.259	187.9	9:29.670	15	1:52.192	34.952	46.434	30.806	189.4	28:08.182
6	1:52.715	<b>34.997</b>	46.679	<b>31.039</b>	188.5	11:22.385	16	1:52.346	34.970	46.472	30.904	189.1	30:00.528
7	<b>1:52.635</b>	35.088	<b>46.457</b>	31.090	188.6	13:15.020	17	1:52.471	34.976	46.577	30.918	188.9	31:52.999
8	1:52.765	35.022	46.562	31.181	188.4	15:07.785	18	1:52.477	34.959	46.649	30.869	188.9	33:45.476
9	1:52.972	35.033	46.693	31.246	188.0	17:00.757	19	1:52.592	34.989	46.725	30.878	188.7	35:38.068
10	1:52.888	35.116	46.602	31.170	188.2	18:53.645							
11	1:53.031	35.181	46.636	31.214	187.9	20:46.676							
12	1:53.224	35.225	46.821	31.178	187.6	22:39.900							
13	1:53.129	35.173	46.738	31.218	187.8	24:33.029							
14	1:53.021	35.135	46.700	31.186	188.0	26:26.050							
15	1:53.098	35.122	46.745	31.231	187.8	28:19.148							
16	1:53.298	35.146	46.922	31.230	187.5	30:12.446							
17	1:53.176	35.174	46.905	31.097	187.7	32:05.622							
18	1:53.259	35.196	46.943	31.120	187.6	33:58.881							
19	1:53.587	35.421	46.831	31.335	187.0	35:52.468							
<b>3</b>	<b>Sebastian Fernandez</b> ESP												
	Motopark Dallara F317 - Volkswagen												
1	2:00.842	41.055	48.265	31.522	171.6	2:00.842	11	1:54.268	35.490	47.233	31.545	185.9	21:09.278
2	1:54.208	35.154	47.761	31.293	186.0	3:55.050	12	1:54.321	35.577	47.219	31.525	185.8	23:03.599
3	1:53.580	35.179	47.095	31.306	187.0	5:48.630	13	1:54.236	35.428	47.290	31.518	186.0	24:57.835
4	1:54.393	<b>34.902</b>	47.272	32.219	185.7	7:43.023	14	1:54.578	35.423	47.544	31.611	185.4	26:52.413
5	1:54.420	36.210	47.078	<b>31.132</b>	185.7	9:37.443	15	1:54.604	35.364	47.488	31.752	185.4	28:47.017
6	1:53.158	34.928	46.907	31.323	187.7	11:30.601	16	1:54.766	35.289	47.644	31.833	185.1	30:41.783
7	1:53.373	35.156	<b>46.795</b>	31.422	187.4	13:23.974	17	1:54.521	35.598	47.384	31.539	185.5	32:36.304
8	1:53.233	35.049	46.864	31.320	187.6	15:17.207	18	1:54.442	35.514	47.311	31.617	185.6	34:30.746
9	<b>1:53.058</b>	35.068	46.795	31.195	187.9	17:10.265	19	1:57.199	35.562	48.417	33.220	181.3	36:27.945
10	1:53.143	35.060	46.891	31.192	187.8	19:03.408							
11	1:53.602	35.202	47.048	31.352	187.0	20:57.010							
12	1:53.589	35.152	47.134	31.303	187.0	22:50.599							
13	1:53.427	35.087	47.033	31.307	187.3	24:44.026							
14	1:53.310	35.129	46.968	31.213	187.5	26:37.336							
15	1:53.690	35.072	47.188	31.430	186.9	28:31.026							
16	1:53.603	35.266	47.036	31.301	187.0	30:24.629							
17	1:53.539	35.228	46.867	31.444	187.1	32:18.168							
18	1:53.797	35.257	47.264	31.276	186.7	34:11.965							
19	1:53.516	35.318	47.020	31.178	187.1	36:05.481							
<b>4</b>	<b>Mick Schumacher</b> DEU												
	PREMA Theodore Racing Dallara F317 - Mercedes-Benz												
1	1:53.677	36.895	<b>46.082</b>	<b>30.700</b>	182.4	1:53.677	11	1:59.567	39.669	47.939	31.959	173.4	1:59.567
2	1:52.017	<b>34.744</b>	46.461	30.812	189.6	3:45.694	12	1:53.584	35.330	46.956	31.298	187.0	3:53.151
3	1:52.246	34.785	46.742	30.719	189.3	5:37.940	13	1:53.044	35.008	46.820	31.216	187.9	5:46.195
4	1:52.336	34.847	46.549	30.940	189.1	7:30.276	14	1:53.503	35.586	46.843	31.074	187.2	7:39.698
5	1:52.374	34.853	46.598	30.923	189.0	9:22.650	15	1:52.622	35.100	46.538	<b>30.984</b>	188.6	9:32.320
6	1:52.594	34.770	46.853	30.971	188.7	11:15.244	16	1:52.818	<b>34.948</b>	46.747	31.123	188.3	11:25.138
7	1:52.577	34.824	46.790	30.963	188.7	13:07.821	17	1:52.735	35.185	46.495	31.055	188.4	13:17.873
8	<b>1:51.962</b>	34.810	46.308	30.844	189.7	14:59.783	18	<b>1:52.575</b>	35.038	<b>46.489</b>	31.048	188.7	15:10.448
9	1:52.660	34.903	46.711	31.046	188.6	16:52.443	19	1:52.921	35.037	46.687	31.197	188.1	17:03.369
10	1:52.642	34.979	46.629	31.034	188.6	18:45.085	10	1:53.284	35.198	46.742	31.344	187.5	18:56.653
							11	1:54.258	35.215	46.706	32.337	185.9	20:50.911
							12	1:54.075	35.514	47.250	31.311	186.2	22:44.986
							13	1:53.159	35.209	46.696	31.254	187.7	24:38.145
							14	1:52.841	35.178	46.596	31.067	188.3	26:30.986
							15	1:52.674	35.044	46.603	31.027	188.5	28:23.660
							16	1:52.909	35.090	46.637	31.182	188.1	30:16.569
							17	1:52.925	35.195	46.590	31.140	188.1	32:09.494
							18	1:53.020	35.083	46.681	31.256	188.0	34:02.514
							19	1:53.814	35.317	47.153	31.344	186.7	35:56.328
<b>5</b>	<b>Petru Florescu</b> ROU												
	Fortec Motorsports Dallara F317 - Mercedes-Benz												
1	2:03.928	42.436	49.500	31.992	167.3	2:03.928	11	1:54.268	35.490	47.233	31.545	185.9	21:09.278
2	1:54.559	35.230	47.652	31.677	185.4	3:58.487	12	1:54.321	35.577	47.219	31.525	185.8	23:03.599
3	<b>1:54.067</b>	<b>35.205</b>	47.375	<b>31.487</b>	186.2	5:52.554	13	1:54.236	35.428	47.290	31.518	186.0	24:57.835
4	1:54.681	35.256	47.769	31.656	185.2	7:47.235	14	1:54.578	35.423	47.544	31.611	185.4	26:52.413
5	1:54.658	35.403	47.531	31.724	185.3	9:41.893	15	1:54.604	35.364	47.488	31.752	185.4	28:47.017
6	1:54.954	35.328	47.839	31.787	184.8	11:36.847	16	1:54.766	35.289	47.644	31.833	185.1	30:41.783
7	1:54.477	35.455	47.473	31.549	185.6	13:31.324	17	1:54.521	35.598	47.384	31.539	185.5	32:36.304
8	1:54.304	35.350	47.374	31.580	185.9	15:25.628	18	1:54.442	35.514	47.311	31.617	185.6	34:30.746
9	1:54.304	35.440	<b>47.198</b>	31.666	185.9	17:19.932	19	1:57.199	35.562	48.417	33.220	181.3	36:27.945
10	1:55.078	35.803	47.503	31.772	184.6	19:15.010							
11	1:54.268	35.490	47.233	31.545	185.9	21:09.278							
12	1:54.321	35.577	47.219	31.525	185.8	23:03.599							
13	1:54.236	35.428	47.290	31.518	186.0	24:57.835							
14	1:54.578	35.423	47.544	31.611	185.4	26:52.413							
15	1:54.604	35.364	47.488	31.752	185.4	28:47.017							
16	1:54.766	35.289	47.644	31.833	185.1	30:41.783							
17	1:54.521	35.598	47.384	31.539	185.5	32:36.304							
18	1:54.442	35.514	47.311	31.617	185.6	34:30.746							
19	1:57.199	35.562	48.417	33.220	181.3	36:27.945							
<b>7</b>	<b>Ralf Aron</b> EST												
	PREMA Theodore Racing Dallara F317 - Mercedes-Benz												
1	1:59.567	39.669	47.939	31.959	173.4	1:59.567	11	1:54.258	35.215	46.706	32.337	185.9	20:50.911
2	1:53.584	35.330	46.956	31.298	187.0	3:53.151	12	1:54.075	35.514	47.250	31.311	186.2	22:44.986
3	1:53.044	35.008	46.820	31.216	187.9	5:46.195	13	1:53.159	35.209	46.696	31.254	187.7	24:38.145
4	1:53.503	35.586	46.843	31.074	187.2	7:39.698	14	1:52.841	35.178	46.596	31.067	188.3	26:30.986
5	1:52.622	35.100	46.538	<b>30.984</b>	188.6	9:32.320	15	1:52.674	35.044	46.603	31.027	188.5	28:23.660
6	1:52.818	<b>34.948</b>	46.747	31.123	188.3	11:25.138	16	1:52.909	35.090	46.637	31.182	188.1	30:16.569
7	1:52.735	35.185	46.495	31.055	188.4	13:17.873	17	1:52.925	35.195	46.590	31.140	188.1	32:09.494
8	<b>1:52.575</b>	35.038	<b>46.489</b>	31.048	188.7	15:10.448	18	1:53.020	35.083	46.681	31.256	188.0	34:02.514
9	1:52.921	35.037	46.687	31.197	188.1	17:03.369	19	1:53.814	35.317	47.153	31.344	186.7	35:56.328
10	1:53.284	35.198	46.742										



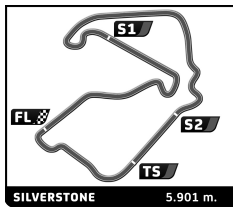
# FIA F3 EUROPEAN CHAMPIONSHIP

## 6 Hours of Silverstone

### Race 2

### Analysis

							<span style="color: green;">■</span> Personal Best <span style="color: purple;">■</span> Session Best <span style="color: blue;">■</span> Crossing the finish line in pit lane						
Lap	Time	Sector 1	Sector 2	Sector 3	Kph	Elapsed	Lap	Time	Sector 1	Sector 2	Sector 3	Kph	Elapsed
2	1:52.287	<span style="color: green;">34.743</span>	46.605	<span style="color: green;">30.939</span>	189.2	3:49.128	15	1:52.844	34.999	46.716	31.129	188.3	28:20.843
3	1:52.542	34.950	46.470	31.122	188.8	5:41.670	16	1:54.559	35.031	47.185	32.343	185.4	30:15.402
4	<span style="color: green;">1:52.274</span>	34.890	<span style="color: green;">46.398</span>	30.986	189.2	7:33.944	17	1:53.584	35.539	46.811	31.234	187.0	32:08.986
5	1:53.240	34.839	46.835	31.566	187.6	9:27.184	18	1:52.922	35.067	46.596	31.259	188.1	34:01.908
6	1:53.729	35.635	46.985	31.109	186.8	11:20.913	19	1:53.136	35.128	46.806	31.202	187.8	35:55.044
7	1:52.821	34.996	46.598	31.227	188.3	13:13.734	<b>11</b> <b>Sacha Fenestraz</b> <span style="float: right;">FRA</span>						
8	1:52.589	34.923	46.504	31.162	188.7	15:06.323	Carlin <span style="float: right;">Dallara F317 - Volkswagen</span>						
9	1:52.831	34.886	46.653	31.292	188.3	16:59.154	1	1:58.655	38.774	48.291	31.590	174.7	1:58.655
10	1:52.939	35.029	46.641	31.269	188.1	18:52.093	2	1:53.106	35.028	46.891	31.187	187.8	3:51.761
11	1:52.756	35.104	46.505	31.147	188.4	20:44.849	3	1:52.906	34.962	46.841	31.103	188.2	5:44.667
12	1:52.900	35.028	46.640	31.232	188.2	22:37.749	4	<span style="color: green;">1:52.666</span>	34.882	46.688	<span style="color: green;">31.096</span>	188.6	7:37.333
13	1:53.173	35.000	46.846	31.327	187.7	24:30.922	5	1:52.976	34.988	46.864	31.124	188.0	9:30.309
14	1:53.023	35.074	46.786	31.163	188.0	26:23.945	6	1:52.829	<span style="color: green;">34.838</span>	46.886	31.105	188.3	11:23.138
15	1:52.933	35.055	46.708	31.170	188.1	28:16.878	7	1:52.889	35.001	46.719	31.169	188.2	13:16.027
16	1:53.639	35.032	47.080	31.527	186.9	30:10.517	8	1:52.865	34.977	46.718	31.170	188.2	15:08.892
17	1:53.676	35.084	47.126	31.466	186.9	32:04.193	9	1:52.979	35.082	46.624	31.273	188.0	17:01.871
18	1:53.720	35.158	47.284	31.278	186.8	33:57.913	10	1:52.961	35.024	46.790	31.147	188.1	18:54.832
19	1:53.607	35.178	47.050	31.379	187.0	35:51.520	11	1:53.162	35.116	46.790	31.256	187.7	20:47.994
<b>9</b> <b>Jehan Daruvala</b> <span style="float: right;">IND</span>							12 1:53.006 35.073 46.761 31.172 188.0 22:41.000						
Carlin <span style="float: right;">Dallara F317 - Volkswagen</span>							13 1:53.173 35.137 46.859 31.177 187.7 24:34.173						
1	2:01.726	41.173	48.963	31.590	170.3	2:01.726	14	1:52.893	34.994	46.706	31.193	188.2	26:27.066
2	1:53.770	35.208	47.324	31.238	186.7	3:55.496	15	1:53.148	35.050	46.849	31.249	187.8	28:20.214
3	1:53.596	35.230	47.035	31.331	187.0	5:49.092	16	1:53.702	35.003	47.275	31.424	186.8	30:13.916
4	1:53.824	<span style="color: green;">34.959</span>	47.119	31.746	186.6	7:42.916	17	1:53.165	35.234	46.700	31.231	187.7	32:07.081
5	1:56.177	37.132	47.241	31.804	182.9	9:39.093	18	1:53.554	35.051	<span style="color: green;">46.623</span>	31.880	187.1	34:00.635
6	1:53.388	35.435	46.857	31.096	187.4	11:32.481	19	1:53.674	35.287	47.135	31.252	186.9	35:54.309
7	1:52.835	35.168	<span style="color: green;">46.578</span>	31.089	188.3	13:25.316	<b>12</b> <b>Artem Petrov</b> <span style="float: right;">RUS</span>						
8	<span style="color: green;">1:52.749</span>	34.978	46.654	31.117	188.4	15:18.065	Van Amersfoort Racing <span style="float: right;">Dallara F317 - Mercedes-Benz</span>						
9	1:52.926	35.230	46.641	31.055	188.1	17:10.991	1	2:03.048	41.494	49.644	31.910	168.5	2:03.048
10	1:53.010	35.019	46.859	31.132	188.0	19:04.001	2	1:54.220	34.993	47.634	31.593	186.0	3:57.268
11	1:53.449	35.157	46.992	31.300	187.3	20:57.450	3	1:53.992	<span style="color: green;">34.870</span>	47.632	31.490	186.4	5:51.260
12	1:53.930	35.226	47.148	31.556	186.5	22:51.380	4	1:53.745	35.240	47.106	31.399	186.8	7:45.005
13	1:53.606	35.230	47.170	31.206	187.0	24:44.986	5	1:54.424	35.283	47.580	31.561	185.7	9:39.429
14	1:53.248	35.296	46.939	<span style="color: green;">31.013</span>	187.6	26:38.234	6	1:54.108	35.202	47.458	31.448	186.2	11:33.537
15	1:53.438	35.125	47.013	31.300	187.3	28:31.672	7	1:53.344	35.220	<span style="color: green;">46.860</span>	31.264	187.4	13:26.881
16	1:53.452	35.140	47.072	31.240	187.2	30:25.124	8	<span style="color: green;">1:53.216</span>	34.977	46.875	31.364	187.6	15:20.097
17	1:53.426	35.253	46.966	31.207	187.3	32:18.550	9	1:53.291	35.145	46.874	31.272	187.5	17:13.388
18	1:53.877	35.280	47.266	31.331	186.5	34:12.427	10	1:53.405	35.115	46.992	31.298	187.3	19:06.793
19	1:54.880	35.391	47.183	32.306	184.9	36:07.307	11	1:53.500	35.180	46.962	31.358	187.2	21:00.293
<b>10</b> <b>Robert Shvartzman</b> <span style="float: right;">RUS</span>							12 1:53.638 35.260 47.041 31.337 186.9 22:53.931						
PREMA Theodore Racing <span style="float: right;">Dallara F317 - Mercedes-Benz</span>							13 1:53.900 35.224 47.266 31.410 186.5 24:47.831						
1	1:59.386	39.662	48.114	31.610	173.7	1:59.386	14	1:53.589	35.200	47.104	31.285	187.0	26:41.420
2	1:53.362	35.276	46.804	31.282	187.4	3:52.748	15	1:53.289	35.092	46.898	31.299	187.5	28:34.709
3	1:53.076	34.919	46.781	31.376	187.9	5:45.824	16	1:53.267	35.095	46.932	<span style="color: green;">31.240</span>	187.6	30:27.976
4	1:52.894	35.294	<span style="color: green;">46.362</span>	31.238	188.2	7:38.718	17	1:53.339	35.086	47.005	31.248	187.4	32:21.315
5	1:52.531	34.892	46.582	31.057	188.8	9:31.249	18	1:53.566	35.262	46.954	31.350	187.1	34:14.881
6	<span style="color: green;">1:52.514</span>	34.863	46.622	<span style="color: green;">31.029</span>	188.8	11:23.763	19	1:54.006	35.256	47.248	31.502	186.3	36:08.887
7	1:52.868	34.954	46.715	31.199	188.2	13:16.631	<b>13</b> <b>Fabio Scherer</b> <span style="float: right;">CHE</span>						
8	1:52.855	<span style="color: green;">34.858</span>	46.786	31.211	188.2	15:09.486	Motopark <span style="float: right;">Dallara F317 - Volkswagen</span>						
9	1:53.043	35.030	46.715	31.298	187.9	17:02.529	1	1:55.041	37.369	46.606	31.066	180.2	1:55.041
10	1:52.995	35.041	46.723	31.231	188.0	18:55.524	2	1:52.368	34.864	<span style="color: green;">46.267</span>	31.237	189.1	3:47.409
11	1:53.026	35.001	46.823	31.202	188.0	20:48.550	3	<span style="color: green;">1:52.143</span>	34.935	46.321	<span style="color: green;">30.887</span>	189.4	5:39.552
12	1:53.169	35.111	46.767	31.291	187.7	22:41.719	4	1:52.355	34.897	46.396	31.062	189.1	7:31.907
13	1:53.297	35.128	46.899	31.270	187.5	24:35.016	5	1:52.390	34.933	46.385	31.072	189.0	9:24.297
14	1:52.983	34.975	46.771	31.237	188.0	26:27.999							



# FIA F3 EUROPEAN CHAMPIONSHIP

## 6 Hours of Silverstone

### Race 2

### Analysis

■ Personal Best ■ Session Best B Crossing the finish line in pit lane

Lap	Time	Sector 1	Sector 2	Sector 3	Kph	Elapsed	Lap	Time	Sector 1	Sector 2	Sector 3	Kph	Elapsed
6	1:52.380	<b>34.803</b>	46.538	31.039	189.0	11:16.677	3	1:52.434	34.917	46.422	31.095	188.9	5:41.046
7	1:52.495	34.867	46.475	31.153	188.8	13:09.172	4	1:52.453	34.962	46.391	31.100	188.9	7:33.499
8	1:52.489	34.933	46.462	31.094	188.9	15:01.661	5	1:52.637	35.048	46.434	31.155	188.6	9:26.136
9	1:52.522	34.943	46.401	31.178	188.8	16:54.183	6	1:52.473	<b>34.791</b>	46.593	31.089	188.9	11:18.609
10	1:53.304	35.013	46.583	31.708	187.5	18:47.487	7	1:52.514	34.927	46.403	31.184	188.8	13:11.123
11	1:52.803	35.019	46.589	31.195	188.3	20:40.290	8	1:52.519	34.921	46.362	31.236	188.8	15:03.642
12	1:53.869	35.018	46.835	32.016	186.6	22:34.159	9	1:52.676	34.950	46.479	31.247	188.5	16:56.318
13	1:53.051	35.054	46.699	31.298	187.9	24:27.210	10	1:52.819	35.063	46.466	31.290	188.3	18:49.137
14	1:52.548	34.954	46.497	31.097	188.8	26:19.758	11	1:53.048	35.124	46.643	31.281	187.9	20:42.185
15	1:52.937	34.991	46.685	31.261	188.1	28:12.695	12	1:53.071	35.094	46.520	31.457	187.9	22:35.256

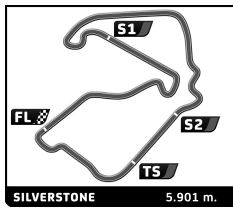
15 Keyvan Soori Andres							IRN
Van Amersfoort Racing							Dallara F317 - Mercedes-Benz
1	2:02.616	41.184	49.648	31.784	169.1	2:02.616	
2	1:54.268	<b>35.136</b>	47.556	31.576	185.9	3:56.884	
3	1:54.544	35.196	47.319	32.029	185.5	5:51.428	
4	1:54.386	35.516	47.291	31.579	185.7	7:45.814	
5	1:54.155	35.304	47.337	31.514	186.1	9:39.969	
6	1:54.176	35.214	47.478	31.484	186.1	11:34.145	
7	1:53.898	35.314	47.115	31.469	186.5	13:28.043	
8	1:53.503	35.169	46.909	31.425	187.2	15:21.546	
9	<b>1:53.403</b>	35.247	46.928	<b>31.228</b>	187.3	17:14.949	
10	1:53.553	35.273	46.876	31.404	187.1	19:08.502	
11	1:53.933	35.374	46.987	31.572	186.5	21:02.435	
12	1:54.121	35.348	47.069	31.704	186.1	22:56.556	
13	1:55.869	35.635	47.798	32.436	183.3	24:52.425	
14	1:54.468	35.721	47.210	31.537	185.6	26:46.893	
15	1:53.844	35.337	47.129	31.378	186.6	28:40.737	
16	1:53.893	35.264	47.149	31.480	186.5	30:34.630	
17	1:53.805	35.356	47.118	31.331	186.7	32:28.435	
18	1:53.524	35.339	<b>46.870</b>	31.315	187.1	34:21.959	
19	1:53.628	35.384	46.932	31.312	187.0	36:15.587	

16 Nikita Troitckii							RUS
Carlin							Dallara F317 - Volkswagen
1	2:00.494	40.887	47.961	31.646	172.1	2:00.494	
2	1:54.242	35.136	47.722	31.384	186.0	3:54.736	
3	1:53.216	35.184	46.815	31.217	187.6	5:47.952	
4	1:54.144	<b>34.951</b>	47.668	31.525	186.1	7:42.096	
5	1:53.172	35.161	46.856	<b>31.155</b>	187.7	9:35.268	
6	1:53.158	35.080	46.830	31.248	187.7	11:28.426	
7	1:52.969	35.124	<b>46.682</b>	31.163	188.0	13:21.395	
8	<b>1:52.947</b>	35.052	46.719	31.176	188.1	15:14.342	
9	1:53.138	35.172	46.773	31.193	187.8	17:07.480	
10	1:53.466	35.119	47.039	31.308	187.2	19:00.946	
11	1:53.256	35.248	46.805	31.203	187.6	20:54.202	
12	1:53.403	35.222	46.956	31.225	187.3	22:47.605	
13	1:53.602	35.323	47.023	31.256	187.0	24:41.207	
14	1:53.339	35.236	46.946	31.157	187.4	26:34.546	
15	1:53.852	35.280	47.309	31.263	186.6	28:28.398	
16	1:53.407	35.179	46.965	31.263	187.3	30:21.805	
17	1:53.559	35.135	47.124	31.300	187.1	32:15.364	

23 Jonathan Aberdein							ZAF
Motopark							Dallara F317 - Volkswagen
1	1:56.442	37.937	47.332	31.173	178.1	1:56.442	
2	<b>1:52.170</b>	34.900	<b>46.250</b>	<b>31.020</b>	189.4	3:48.612	

24 Ameya Vaidyanathan							IND
Carlin							Dallara F317 - Volkswagen
1	2:17.155	42.235	49.984	44.936	151.2	2:17.155	
2	1:54.829	36.070	47.378	31.381	185.0	4:11.984	
3	1:53.888	<b>35.103</b>	47.315	31.470	186.5	6:05.872	
4	1:53.896	35.218	47.257	31.421	186.5	7:59.768	
5	1:54.492	35.460	47.636	31.396	185.5	9:54.260	
6	1:54.092	35.161	47.416	31.515	186.2	11:48.352	
7	1:54.073	35.417	47.339	31.317	186.2	13:42.425	
8	1:54.135	35.147	47.548	31.440	186.1	15:36.560	
9	1:54.022	35.257	47.249	31.516	186.3	17:30.582	
10	1:54.024	35.328	47.322	31.374	186.3	19:24.606	
11	<b>1:53.674</b>	35.243	<b>47.099</b>	31.332	186.9	21:18.280	
12	1:54.508	35.342	47.216	31.950	185.5	23:12.788	
13	1:54.257	35.393	47.430	31.434	185.9	25:07.045	
14	1:53.901	35.281	47.332	<b>31.288</b>	186.5	27:00.946	
15	1:54.085	35.352	47.300	31.433	186.2	28:55.031	
16	1:54.134	35.282	47.409	31.443	186.1	30:49.165	
17	1:54.116	35.384	47.349	31.383	186.2	32:43.281	
18	1:53.914	35.387	47.235	31.292	186.5	34:37.195	
19	1:54.071	35.243	47.395	31.433	186.2	36:31.266	

25 Sophia Flörsch							DEU
Van Amersfoort Racing							Dallara F317 - Mercedes-Benz
1	2:03.386	41.323	50.120	31.943	168.0	2:03.386	
2	1:54.301	35.190	47.553	31.558	185.9	3:57.687	
3	1:54.194	<b>35.083</b>	47.587	31.524	186.0	5:51.881	
4	1:54.671	35.554	47.543	31.574	185.3	7:46.552	
5	1:54.171	35.223	47.400	31.548	186.1	9:40.723	
6	1:54.669	35.106	48.021	31.542	185.3	11:35.392	
7	1:54.697	35.359	47.662	31.676	185.2	13:30.089	
8	1:54.117	35.113	47.291	31.713	186.2	15:24.206	
9	1:53.894	35.145	47.165	31.584	186.5	17:18.100	
10	1:53.896	35.247	47.155	31.494	186.5	19:11.996	
11	<b>1:53.750</b>	35.278	<b>46.963</b>	31.509	186.8	21:05.746	
12	1:54.153	35.310	47.325	31.518	186.1	22:59.899	
13	1:53.949	35.317	47.055	31.577	186.4	24:53.848	
14	1:54.270	35.242	47.397	31.631	185.9	26:48.118	
15	1:54.037	35.166	47.203	31.668	186.3	28:42.155	



# FIA F3 EUROPEAN CHAMPIONSHIP

## 6 Hours of Silverstone Race 2

### Analysis

■ Personal Best ■ Session Best B Crossing the finish line in pit lane

Lap	Time	Sector 1	Sector 2	Sector 3	Kph	Elapsed	Lap	Time	Sector 1	Sector 2	Sector 3	Kph	Elapsed
16	1:53.821	35.203	47.073	31.545	186.6	30:35.976	7	1:52.893	35.097	46.632	31.164	188.2	13:18.903
17	1:53.977	35.304	47.225	31.448	186.4	32:29.953	8	1:52.711	34.982	46.640	31.089	188.5	15:11.614
18	1:53.823	35.298	47.041	31.484	186.6	34:23.776	9	1:53.187	35.128	46.689	31.370	187.7	17:04.801
19	1:54.019	35.366	47.207	31.446	186.3	36:17.795	10	1:53.815	35.437	47.299	31.079	186.7	18:58.616

27 Daniel Ticktum							GBR						
Motopark							Dallara F317 - Volkswagen						
1	1:59.912	40.167	47.790	31.955	172.9	1:59.912							
2	1:53.656	35.054	47.292	31.310	186.9	3:53.568							
3	1:53.219	34.980	46.909	31.330	187.6	5:46.787							
4	1:54.160	35.144	47.809	31.207	186.1	7:40.947							
5	1:52.762	34.942	46.722	31.098	188.4	9:33.709							
6	1:52.919	34.848	46.740	31.331	188.1	11:26.628							
7	1:52.833	34.996	46.566	31.271	188.3	13:19.461							
8	1:52.555	34.885	46.528	31.142	188.7	15:12.016							
9	1:53.120	35.116	46.634	31.370	187.8	17:05.136							
10	1:52.360	34.888	46.498	30.974	189.1	18:57.496							
11	1:53.221	34.976	46.424	31.821	187.6	20:50.717							
12	1:53.474	35.502	46.900	31.072	187.2	22:44.191							
13	1:52.606	35.058	46.410	31.138	188.7	24:36.797							
14	1:52.303	34.933	46.341	31.029	189.2	26:29.100							
15	1:52.505	34.930	46.477	31.098	188.8	28:21.605							
16	1:53.647	34.893	46.637	32.117	186.9	30:15.252							
17	1:52.393	35.113	46.296	30.984	189.0	32:07.645							
18	1:52.674	34.987	46.464	31.223	188.5	34:00.319							
19	1:52.939	35.098	46.532	31.309	188.1	35:53.258							

33 Marino Sato							SMR						
Motopark							Dallara F317 - Volkswagen						
1	2:02.176	41.179	49.387	31.610	169.7	2:02.176							
2	1:54.167	35.090	47.564	31.513	186.1	3:56.343							
3	1:53.743	34.967	47.247	31.529	186.8	5:50.086							
4	1:53.569	34.969	47.220	31.380	187.1	7:43.655							
5	1:55.135	35.669	47.673	31.793	184.5	9:38.790							
6	1:57.021	36.989	48.534	31.498	181.5	11:35.811							
7	1:53.332	34.982	46.998	31.352	187.4	13:29.143							
8	1:53.035	34.964	46.729	31.342	187.9	15:22.178							
9	1:53.737	34.958	47.213	31.566	186.8	17:15.915							
10	1:53.190	35.025	46.731	31.434	187.7	19:09.105							
11	1:53.525	34.940	47.164	31.421	187.1	21:02.630							
12	1:54.204	35.231	47.344	31.629	186.0	22:56.834							
13	1:55.435	35.379	48.057	31.999	184.0	24:52.269							
14	1:53.359	35.274	46.736	31.349	187.4	26:45.628							
15	1:52.922	35.178	46.542	31.202	188.1	28:38.550							
16	1:52.699	34.980	46.464	31.255	188.5	30:31.249							
17	1:53.211	35.227	46.662	31.322	187.6	32:24.460							
18	1:52.722	35.158	46.374	31.190	188.5	34:17.182							
19	1:52.964	35.169	46.563	31.232	188.1	36:10.146							

39 Alex Palou							ESP						
Hitech Bullfrog GP							Dallara F317 - Mercedes-Benz						
1	1:58.977	39.199	48.173	31.605	174.3	1:58.977							
2	1:53.227	35.169	46.976	31.082	187.6	3:52.204							
3	1:53.655	35.055	46.927	31.673	186.9	5:45.859							
4	1:54.557	36.073	47.349	31.135	185.4	7:40.416							
5	1:52.780	35.064	46.705	31.011	188.4	9:33.196							
6	1:52.814	34.903	46.799	31.112	188.3	11:26.010							

44 Jüri Vips							EST						
Motopark							Dallara F317 - Volkswagen						
1	1:55.748	37.995	46.614	31.139	179.1	1:55.748							
2	1:52.115	34.793	46.341	30.981	189.5	3:47.863							
3	1:52.195	34.759	46.528	30.908	189.3	5:40.058							
4	1:52.462	34.878	46.351	31.233	188.9	7:32.520							
5	1:52.387	34.814	46.434	31.139	189.0	9:24.907							
6	1:52.338	34.768	46.544	31.026	189.1	11:17.245							
7	1:52.479	34.729	46.518	31.232	188.9	13:09.724							
8	1:52.561	34.851	46.457	31.253	188.7	15:02.285							
9	1:52.405	34.857	46.304	31.244	189.0	16:54.690							
10	1:53.297	34.970	46.491	31.836	187.5	18:47.987							
11	1:52.823	34.841	46.722	31.260	188.3	20:40.810							
12	1:52.524	34.899	46.668	30.957	188.8	22:33.334							
13	1:52.426	34.957	46.343	31.126	189.0	24:25.760							
14	1:52.070	34.793	46.286	30.991	189.6	26:17.830							
15	1:52.343	34.965	46.307	31.071	189.1	28:10.173							
16	1:52.306	34.942	46.351	31.013	189.2	30:02.479							
17	1:52.216	34.935	46.365	30.916	189.3	31:54.695							
18	1:52.354	34.950	46.360	31.044	189.1	33:47.049							
19	1:52.079	35.029	46.205	30.845	189.5	35:39.128							

62 Ferdinand Habsburg							AUT						
Carlin							Dallara F317 - Volkswagen						
1	2:01.307	41.074	48.742	31.491	170.9	2:01.307							
2	1:54.561	35.273	47.551	31.737	185.4	3:55.868							
3	1:53.731	34.950	47.498	31.283	186.8	5:49.599							
4	1:53.623	35.124	47.028	31.471	187.0	7:43.222							
5	1:53.378	35.598	46.723	31.057	187.4	9:36.600							
6	1:52.773	35.055	46.710	31.008	188.4	11:29.373							
7	1:53.121	35.046	46.795	31.280	187.8	13:22.494							
8	1:52.969	35.099	46.797	31.073	188.0	15:15.463							
9	1:53.140	35.088	46.795	31.257	187.8	17:08.603							
10	1:53.228	35.171	46.883	31.174	187.6	19:01.831							
11	1:53.185	35.133	46.866	31.186	187.7	20:55.016							
12	1:53.481	35.231	46.950	31.300	187.2	22:48.497							
13	1:53.384	35.142	47.018	31.224	187.4	24:41.881							
14	1:53.321	35.147	46.812	31.362	187.5	26:35.202							
15	1:53.672	35.188	47.179	31.305	186.9	28:28.874							
16	1:53.435	35.134	46.994	31.307	187.3	30:22.309							
17	1:53.472	35.121	47.072	31.279	187.2	32:15.781							
18	1:53.384	35.199	46.940	31.245	187.4	34:09.165							
19	1:54.499	35.200	47.107	32.192	185.5	36:03.664							

