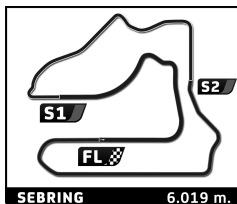


FIA WEC
1000 Miles of Sebring
Free Practice 3

Sector Analysis

■ Personal Best ■ Session Best B Crossing the finish line in pit lane

Lap	D	Time	Sector 1	Sector 2	Sector 3	T. Spd	Elapsed	Lap	D	Time	Sector 1	Sector 2	Sector 3	T. Spd	Elapsed
1		Rebellion Racing		3. Bruno SENNA		Rebellion R13 - Gibson LMP1		7		Toyota Gazoo Racing		3. Jose Maria LOPEZ		Toyota TS050 - Hybrid LMP1 - H	
1. Neel JANI		2. Mathias BECHE						1. Mike CONWAY		2. Kamui KOBAYASHI					
1	2	1:55.093	34.958	42.543	37.592	287.2	2:26.732	1	1	1:43.392	30.106	35.469	37.817	277.9	4:41.149
2	2	1:47.631	32.330	37.902	37.399	290.3	4:14.363	2	1	1:59.588	36.828	43.877	38.883	273.4	6:40.737
3	2	1:47.912	31.980	38.030	37.902	293.4	6:02.275	3	1	1:42.345	30.453	35.339	36.553	281.3	8:23.082
4	2	12:04.680	32.507	39.572	...	196.0	18:06.955	4	3	3:50.176	31.919	37.423	2:40.834	202.4	12:13.258
5	2	1:50.031	33.884	38.027	38.120	275.6	19:56.986	5	3	1:45.538	31.292	36.561	37.685	280.7	13:58.796
6	2	1:46.272	32.095	36.963	37.214	291.5	21:43.258	6	3	2:12.310	36.358	50.209	45.743	241.5	16:11.106
7	2	1:48.337	31.043	38.043	39.251	294.1	23:31.595	7	3	1:41.448	30.200	35.390	35.858	281.3	17:52.554
8	2	1:46.340	31.955	37.330	37.055	292.8	25:17.935	8	3	3:03.452	32.008	38.396	1:53.048	225.9	20:56.006
9	2	1:47.913	32.550	37.357	38.006	293.4	27:05.848	9	3	1:45.276	32.096	37.010	36.170	281.9	22:41.282
10	2	1:44.855	31.466	37.026	36.363	292.2	28:50.703	10	3	1:43.192	30.927	36.249	36.016	284.8	24:24.474
11	2	1:45.654	30.883	36.890	37.881	292.8	30:36.357	11	3	1:43.699	30.991	36.109	36.599	281.9	26:08.173
12	1	11:13.800	31.275	36.586	...	172.1	41:50.157	12	3	1:43.016	30.850	36.038	36.128	283.1	27:51.189
13	1	1:50.170	34.168	37.459	38.543	290.3	43:40.327	13	3	1:43.213	31.222	35.649	36.342	283.7	29:34.402
14	1	1:50.499	32.310	37.326	40.863	274.5	45:30.826	14	3	1:42.539	30.796	35.642	36.101	283.7	31:16.941
15	1	1:47.097	31.964	37.268	37.865	290.3	47:17.923	15	1	3:34.783	34.217	35.812	2:24.754	79.5	34:51.724
16	1	1:44.984	31.281	36.677	37.026	290.3	49:02.907	16	1	6:12.022	1:20.796	1:22.684	3:28.542	224.0	41:03.746
17	1	1:44.554	30.934	36.959	36.661	292.2	50:47.461	17	1	1:44.510	31.560	35.814	37.136	280.2	42:48.256
18	1	1:48.183	31.159	37.482	39.542	293.4	52:35.644	18	1	1:45.435	31.178	36.944	37.313	282.5	44:33.691
19	1	1:46.777	32.138	37.108	37.531	294.1	54:22.421	19	1	1:45.562	31.267	37.139	37.156	279.6	46:19.253
20	1	1:46.622	31.527	37.243	37.852	292.2	56:09.043	20	1	1:43.912	31.015	36.582	36.315	287.2	48:03.165
21	1	1:49.225	32.567	38.206	38.452	292.8	57:58.268	21	1	1:42.973	31.451	35.389	36.133	282.5	49:46.138
22	1	1:47.220	31.951	37.572	37.697	291.5	59:45.488	22	1	1:43.638	30.814	36.734	36.090	285.4	51:29.776
3		Rebellion Racing		3. Gustavo MENEZES		Rebellion R13 - Gibson LMP1		8		Toyota Gazoo Racing		3. Fernando ALONSO		Toyota TS050 - Hybrid LMP1 - H	
1. Nathanaël BERTHON		2. Thomas LAURENT						1. Sébastien BUEMI		2. Kazuki NAKAJIMA					
1	1	1:51.921	34.383	38.854	38.684	284.8	2:25.219	1	3	1:58.917	32.925	44.423	41.569	209.9	2:53.248
2	1	1:48.255	32.211	38.284	37.760	286.6	4:13.474	2	3	1:53.498	30.192	45.884	37.422	267.0	4:46.746
3	1	1:48.234	32.397	37.833	38.004	287.2	6:01.708	3	3	1:42.101	30.440	35.196	36.465	281.9	6:28.847
4	1	1:48.790	32.535	37.809	38.446	286.0	7:50.498	4	3	1:54.100	34.161	39.309	40.630	247.6	8:22.947
5	1	1:48.077	31.987	38.070	38.020	287.8	9:38.575	5	3	1:49.241	30.403	35.781	43.057	167.6	10:12.188
6	1	1:49.214	32.193	38.393	38.628	288.5	11:27.789	6	3	1:42.745	30.515	35.374	36.856	284.2	11:54.933
7	1	1:49.183	32.579	38.415	38.189	286.6	13:16.972	7	2	3:09.215	32.938	40.426	1:55.851	206.7	15:04.148
8	1	1:47.097	31.657	37.774	37.666	286.6	15:04.069	8	2	1:44.167	30.431	35.416	38.320	281.3	16:48.315
9	1	1:48.671	32.444	38.051	38.176	287.8	16:52.740	9	2	1:49.178	32.044	38.556	38.578	274.0	18:37.493
10	2	5:23.757	31.875	37.943	4:13.939	227.8	22:16.497	10	2	1:50.940	34.778	38.322	37.840	267.5	20:28.433
11	2	1:47.362	32.111	38.090	37.161	289.7	24:03.859	11	2	1:42.105	30.244	35.824	36.037	285.4	22:10.538
12	2	1:46.956	32.680	37.405	36.871	290.3	25:50.815	12	1	2:59.021	33.931	38.108	1:46.982	207.0	25:09.559
13	2	1:48.197	31.775	38.480	37.942	287.8	27:39.012	13	1	1:46.072	32.264	37.190	36.618	282.5	26:55.631
14	2	1:45.802	31.759	37.427	36.616	290.9	29:24.814	14	1	1:43.056	31.195	35.434	36.427	282.5	28:38.687
15	2	1:45.607	31.395	37.415	36.797	291.5	31:10.421	15	1	1:43.999	30.961	35.429	37.609	287.8	30:22.686
16	2	1:49.018	32.119	38.673	38.226	281.9	32:59.439	16	1	1:43.206	30.904	36.324	35.978	283.7	32:05.892
17	3	8:37.146	31.631	1:20.385	6:45.130	226.3	41:36.585	17	1	2:14.563	31.039	36.866	1:06.658	79.5	34:20.455
18	3	1:48.160	31.847	37.988	38.325	286.0	43:24.745	18	1	4:21.916	1:20.405	1:22.482	1:39.029	79.5	38:42.371
19	3	1:45.430	31.348	37.035	37.047	288.5	45:10.175	19	1	2:33.206	1:19.993	36.743	36.470	279.0	41:15.577
20	3	1:45.079	31.113	36.978	36.988	289.7	46:55.254	20	1	3:06.582	31.677	37.102	1:57.803	227.8	44:22.159
21	3	1:46.809	32.578	37.083	37.148	293.4	48:42.063	21	1	1:47.015	34.689	36.011	36.315	280.7	46:09.174
22	3	1:47.576	31.836	38.707	37.033	290.9	50:29.639	22	1	1:44.526	31.206	36.637	36.683	279.0	47:53.700
23	3	1:46.527	31.731	37.094	37.702	291.5	52:16.166	23	1	1:42.904	30.895	35.568	36.441	277.9	49:36.604
24	3	1:54.515	35.892	40.296	38.327	292.8	54:10.681								
25	3	1:49.167	32.246	38.382	38.539	289.7	55:59.848								
26	3	1:47.533	32.535	37.384	37.614	285.4	57:47.381								
27	3	1:48.015	31.802	37.717	38.496	244.5	59:35.396								
28	3	1:44.707	31.657	36.539	36.511	290.3	1:01:20.103								

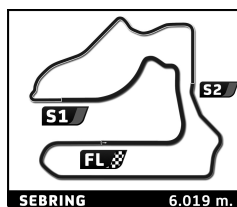


FIA WEC
1000 Miles of Sebring
Free Practice 3

Sector Analysis

■ Personal Best ■ Session Best B Crossing the finish line in pit lane

Lap	D	Time	Sector 1	Sector 2	Sector 3	T. Spd	Elapsed	Lap	D	Time	Sector 1	Sector 2	Sector 3	T. Spd	Elapsed
24	1	1:44.898	31.565	35.979	37.354	279.6	51:21.502								
25	1	1:43.948	31.067	36.416	36.465	282.5	53:05.450								
26	1	1:42.894	30.787	35.869	36.238	280.7	54:48.344								
27	1	1:43.715	31.605	35.877	36.233	281.3	56:32.059								
28	1	1:45.865	31.584	36.493	37.788	255.0	58:17.924								
29	1	1:44.084	31.269	35.669	37.146	285.4	1:00:02.008								
10		DragonSpeed													
		1. Henrik HEDMAN		3. Renger VAN DER ZANDE											
		2. Ben HANLEY													
1	2	1:56.198	34.520	41.964	39.714	288.5	3:05.869								
2	2	1:49.451	32.271	39.288	37.892	289.1	4:55.320								
3	2	1:47.353	31.934	37.821	37.598	291.5	6:42.673								
4	2	9:37.074	31.536	38.205	8:27.333	225.5	16:19.747								
5	2	1:47.663	32.418	37.487	37.758	287.8	18:07.410								
6	2	1:48.365	32.300	38.517	37.548	292.2	19:55.775								
7	2	1:45.499	31.389	36.952	37.158	290.3	21:41.274								
8	1	3:36.073	31.451	38.020	2:26.602	218.7	25:17.347								
9	1	1:53.302	35.002	39.508	38.792	286.6	27:10.649								
10	1	1:51.674	33.184	38.542	39.948	289.1	29:02.323								
11	1	1:50.153	33.599	38.021	38.533	288.5	30:52.476								
12	1	1:52.490	33.438	40.169	38.883	288.5	32:44.966								
13	3	7:47.288	34.164	1:19.573	5:53.551	229.3	40:32.254								
14	3	1:50.301	33.092	37.946	39.263	286.6	42:22.555								
15	3	1:47.062	31.802	37.845	37.415	289.7	44:09.617								
16	3	5:26.527	31.734	37.611	4:17.182	198.3	49:36.144								
17	3	1:47.107	31.938	37.458	37.711	290.9	51:23.251								
18	3	1:45.693	31.348	36.324	38.021	292.2	53:08.944								
19	3	1:44.156	31.152	36.270	36.734	290.9	54:53.100								
20	1	3:00.611	32.074	37.246	1:51.291	229.3	57:53.711								
21	1	1:48.273	33.117	37.458	37.698	288.5	59:41.984								
22	1	1:54.755	32.502	39.220	43.033	287.2	1:01:36.739								
11		SMP Racing													
		1. Mikhail ALESHIN		3. Brendon HARTLEY											
		2. Vitaly PETROV													
1	3	1:53.766	32.524	40.929	40.313	287.8	2:23.085								
2	3	1:47.094	31.764	37.481	37.849	284.8	4:10.179								
3	3	8:26.853	31.632	38.162	7:17.059	126.6	12:37.032								
4	3	1:51.533	32.620	39.610	39.303	265.4	14:28.565								
5	3	1:47.210	32.168	37.557	37.485	292.2	16:15.775								
6	1	3:35.324	35.513	37.553	2:22.258	231.3	19:51.099								
7	1	1:49.320	32.718	37.381	39.221	288.5	21:40.419								
8	1	1:50.131	31.804	37.860	40.467	293.4	23:30.550								
9	2	12:26.907	34.703	42.156	...	79.7	35:57.457								
10	2	4:13.086	1:20.314	1:22.695	1:30.077	79.6	40:10.543								
11	2	1:51.114	33.779	38.507	38.828	283.1	42:01.657								
12	2	1:49.714	32.952	38.291	38.471	289.1	43:51.371								
13	2	1:49.519	32.720	38.655	38.144	288.5	45:40.890								
14	2	1:48.319	31.792	38.542	37.985	289.1	47:29.209								
15	2	1:47.595	31.833	38.146	37.616	289.7	49:16.804								
16	2	1:48.296	32.001	38.326	37.969	286.6	51:05.100								
17	2	1:48.091	32.356	38.219	37.516	294.7	52:53.191								
18	2	1:47.252	31.438	37.753	38.061	292.2	54:40.443								
19	2	1:46.399	31.323	37.582	37.494	291.5	56:26.842								
20	2	1:48.294	32.254	38.073	37.967	290.9	58:15.136								
21	2	1:46.856	31.569	37.400	37.887	291.5	1:00:01.992								
17		SMP Racing													
		1. Stéphane SARRAZIN		3. Sergey SIROTKIN											
		2. Egor ORUDZHEV													
1	1	1:53.407	35.685	39.137	38.585	291.5	3:30.187								
2	1	1:50.460	33.261	37.836	39.363	291.5	5:20.647								
3	1	1:48.729	32.689	38.285	37.755	294.1	7:09.376								
4	1	12:36.645	31.424	43.438	...	230.5	19:46.021								
5	1	1:49.249	33.170	38.344	37.735	293.4	21:35.270								
6	1	1:51.854	33.194	39.503	39.157	292.8	23:27.124								
7	2	9:41.978	32.640	39.140	8:30.198	227.8	33:09.102								
8	2	8:21.748	51.321	1:22.333	6:08.094	196.0	41:30.850								
9	2	1:48.155	32.563	38.152	37.440	289.7	43:19.005								
10	2	1:46.775	30.889	37.203	38.683	262.4	45:05.780								
11	3	3:12.819	31.226	37.165	2:04.428	221.5	48:18.599								
12	3	1:47.003	31.706	37.265	38.032	292.8	50:05.602								
13	3	1:47.933	32.230	38.267	37.436	294.7	51:53.535								
14	1	2:57.042	31.195	38.530	1:47.317	234.8	54:50.577								
15	1	1:47.296	32.078	37.367	37.851	291.5	56:37.873								
16	1	1:47.311	31.294	38.233	37.784	292.8	58:25.184								
17	1	1:47.537	32.467	37.021	38.049	292.8	1:00:12.721								
28		TDS Racing													
		1. François PERRODO		3. Loïc DUVAL											
		2. Matthieu VAXIVIERE													
1	3	1:58.541	37.376	40.379	40.786	280.2	3:01.283								
2	3	1:57.614	33.303	45.212	39.099	280.2	4:58.897								
3	3	1:50.292	32.955	38.579	38.758	278.4	6:49.189								
4	3	1:49.333	32.600	38.261	38.472	279.6	8:38.522								
5	3	1:49.553	32.460	38.648	38.445	280.7	10:28.075								
6	3	1:50.802	33.117	38.310	39.375	279.6	12:18.877								
7	3	1:51.331	33.884	38.855	38.592	279.0	14:10.208								
8	3	1:49.607	32.656	38.424	38.527	280.2	15:59.815								
9	3	1:49.460	32.712	38.335	38.413	280.2	17:49.275								
10	2	4:47.378	32.872	40.990	3:33.516	213.2	22:36.653								
11	2	1:56.613	35.159	40.903	40.551	277.9	24:33.266								
12	2	1:52.628	33.472	39.446	39.710	279.0	26:25.894								
13	2	1:51.454	33.392	38.912	39.150	279.6	28:17.348								
14	2	2:01.715	33.906	44.850	42.959	276.2	30:19.063								
15	2	1:53.583	33.300	39.820	40.463	277.9	32:12.646								
16	1	11:19.596	32.865	39.167	...	205.5	43:12.242								
17	1	1:56.734	35.808	40.156	40.770	275.1	45:28.976								
18	1	1:54.926	33.919	40.357	40.650	276.2	47:23.902								
19	1	1:56.812	34.392	41.469	40.951	276.2	49:20.714								
20	1	1:54.944	34.277	39.691	40.976	278.4	51:15.658								
21	1	1:55.754	34.344	40.279	41.131	280.2	53:11.412								
22	1	1:56.013	34.728	40.276	41.009	277.9	55:07.425								
23	1	1:54.646	34.256	39.869	40.521	277.9	57:02.071								
24	1	1:54.395	34.094												



FIA WEC
1000 Miles of Sebring
Free Practice 3

Sector Analysis

■ Personal Best ■ Session Best B Crossing the finish line in pit lane

Lap	D	Time	Sector 1	Sector 2	Sector 3	T. Spd	Elapsed	Lap	D	Time	Sector 1	Sector 2	Sector 3	T. Spd	Elapsed
6	1	1:54.385	34.292	40.288	39.805	278.4	13:57.978	6	3	1:51.767	33.288	38.984	39.495	279.6	16:13.203
7	1	1:52.667	33.697	39.492	39.478	280.2	15:50.645	7	3	1:50.900	32.899	38.593	39.408	279.6	18:04.103
8	1	1:54.411	33.455	41.030	39.926	279.0	17:45.056	8	3	1:52.655	33.884	39.137	39.634	266.5	19:56.758
9	1	1:54.587	33.479	39.752	41.356	279.6	19:39.643	9	3	1:51.147	33.758	38.611	38.778	280.2	21:47.905
10	3	4:05.365	34.133	41.123	2:50.109	208.0	23:45.008	10	3	1:51.169	32.822	39.471	38.876	281.9	23:39.074
11	3	1:53.395	34.226	38.641	40.528	281.9	25:38.403	11	3	1:56.096	33.590	41.433	41.073	282.5	25:35.170
12	3	1:52.410	34.095	39.725	38.590	281.3	27:30.813	12	1	5:13.710	33.415	39.032	4:01.263	219.7	30:48.880
13	3	1:49.028	32.552	38.105	38.371	281.9	29:19.841	13	1	1:51.402	33.263	38.905	39.234	282.5	32:40.282
14	3	1:49.772	33.241	38.157	38.374	282.5	31:09.613	14	1	11:04.365	34.264	1:04.119	9:25.982	219.7	43:44.647
15	3	1:50.314	32.695	38.592	39.027	281.3	32:59.927	15	1	1:52.186	33.434	38.626	40.126	280.7	45:36.833
16	2	8:04.848	40.999	1:21.863	6:01.986	203.9	41:04.775	16	1	1:49.704	32.643	38.410	38.651	279.0	47:26.537
17	2	1:54.425	34.637	39.818	39.970	276.2	42:59.200	17	1	1:49.465	32.513	38.576	38.376	279.6	49:16.002
18	2	1:52.511	33.236	39.247	40.028	280.2	44:51.711	18	1	1:48.494	32.209	38.186	38.099	281.9	51:04.496
19	2	1:51.491	33.167	38.575	39.749	281.9	46:43.202	19	1	1:48.646	32.154	38.359	38.133	283.7	52:53.142
20	2	1:51.621	33.087	38.741	39.793	282.5	48:34.823	20	2	3:14.029	32.933	38.009	2:03.087	221.1	56:07.171
21	2	1:51.560	33.049	39.205	39.306	281.3	50:26.383	21	2	1:54.713	34.233	41.012	39.468	281.9	58:01.884
22	2	1:50.688	33.041	38.487	39.160	285.4	52:17.071	22	2	1:53.622	34.369	39.485	39.768	279.6	59:55.506
23	2	1:52.548	34.389	38.946	39.213	280.2	54:09.619	23	2	1:50.186	32.945	38.631	38.610	279.6	1:01:45.692
24	2	1:52.905	33.076	40.010	39.819	283.1	56:02.524								
25	2	1:53.128	33.807	40.038	39.283	281.3	57:55.652								
26	2	1:50.400	32.932	38.531	38.937	280.7	59:46.052								
27	2	1:51.368	32.813	38.499	40.056	281.9	1:01:37.420								

31 **DragonSpeed** Oreca 07 - Gibson LMP2
1.Roberto GONZALEZ 3.Anthony DAVIDSON
2.Pastor MALDONADO

1	3	1:55.234	34.409	40.903	39.922	277.3	2:30.310
2	3	1:54.656	34.454	39.652	40.550	278.4	4:24.966
3	3	1:52.115	33.880	39.101	39.134	279.0	6:17.081
4	3	10:49.975	33.925	39.404	9:36.646	217.6	17:07.056
5	3	1:52.380	34.413	39.071	38.896	278.4	18:59.436
6	3	1:53.844	34.852	40.051	38.941	279.6	20:53.280
7	3	3:00.178	33.626	38.728	1:47.824	224.0	23:53.458
8	3	1:49.061	32.764	37.811	38.486	281.3	25:42.519
9	2	3:36.635	35.342	40.687	2:20.606	195.2	29:19.154
10	2	1:57.317	35.940	40.045	41.332	279.0	31:16.471
11	2	1:53.994	35.062	39.124	39.808	278.4	33:10.465
12	2	3:55.321	53.908	1:22.444	1:38.969	80.2	37:05.786
13	2	3:34.095	1:20.810	1:23.456	49.829	279.0	40:39.881
14	2	1:51.784	34.187	38.477	39.120	279.6	42:31.665
15	2	1:53.435	33.208	38.929	41.298	283.1	44:25.100
16	2	1:50.770	33.221	38.935	38.614	279.6	46:15.870
17	2	1:51.262	32.703	38.586	39.973	275.6	48:07.132
18	1	3:28.837	33.633	42.792	2:12.412	200.6	51:35.969
19	1	1:51.668	34.045	38.679	38.944	283.1	53:27.637
20	1	1:51.891	33.024	39.473	39.394	277.3	55:19.528
21	1	1:51.183	32.882	38.884	39.417	281.3	57:10.711
22	1	1:50.493	33.034	38.569	38.890	279.0	59:01.204
23	1	1:49.993	33.054	38.373	38.566	281.9	1:00:51.197

36 **Signatech Alpine Matmut** Alpine A470 - Gibson LMP2
1.Nicolas LAPIERRE 3.Pierre THIRIET
2.André NEGRÃO

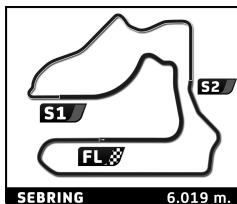
1	3	2:01.626	37.931	41.769	41.926	277.3	3:03.851
2	3	1:56.783	34.466	42.122	40.195	279.0	5:00.634
3	3	1:53.649	33.764	39.850	40.035	280.2	6:54.283
4	3	1:53.437	33.687	39.854	39.896	280.7	8:47.720
5	3	5:33.716	33.913	40.494	4:19.309	219.4	14:21.436

37 **Jackie Chan DC Racing** Oreca 07 - Gibson LMP2
1.David HEINEMEIER-HANS3.William STEVENS
2.Jordan KING

1	3	1:59.488	35.565	42.550	41.373	250.8	3:07.340
2	3	1:54.040	33.964	40.257	39.819	277.9	5:01.380
3	3	6:00.324	35.402	1:02.933	4:21.989	184.1	11:01.704
4	3	1:55.454	35.583	39.873	39.998	262.4	12:57.158
5	3	1:52.312	33.551	38.770	39.991	279.6	14:49.470
6	3	1:50.365	33.108	38.380	38.877	279.0	16:39.835
7	3	1:49.387	32.475	38.346	38.566	279.0	18:29.222
8	3	1:49.353	32.458	38.292	38.603	279.6	20:18.575
9	3	1:51.355	32.809	39.114	39.432	266.0	22:09.930
10	2	5:15.191	32.933	39.092	4:03.166	212.9	27:25.121
11	2	1:51.565	33.896	38.591	39.078	279.6	29:16.686
12	2	1:51.651	34.658	38.416	38.577	279.6	31:08.337
13	2	1:49.577	33.192	38.005	38.380	278.4	32:57.914
14	1	10:36.115	32.907	1:19.634	8:43.574	193.0	43:34.029
15	1	2:49.460	1:27.277	42.415	39.768	275.6	46:23.489
16	1	1:52.065	33.789	39.056	39.220	277.9	48:15.554
17	1	1:51.023	32.954	38.703	39.366	279.0	50:06.577
18	1	1:52.566	33.286	38.792	40.488	279.6	51:59.143
19	1	1:51.053	32.988	39.085	38.980	279.6	53:50.196
20	1	1:55.393	32.769	42.396	40.228	278.4	55:45.589
21	1	1:50.557	33.303	38.453	38.801	279.6	57:36.146

38 **Jackie Chan DC Racing** Oreca 07 - Gibson LMP2
1.Ho-Pin TUNG 3.Stéphane RICHELMI
2.Gabriel AUBRY

1	1	2:05.634	36.754	45.423	43.457	254.6	3:12.300
2	1	1:56.117	35.341	40.739	40.037	275.6	5:08.417
3	1	1:52.565	34.018	39.364	39.183	277.3	7:00.982
4	1	1:50.310	32.985	38.595	38.730	277.3	8:51.292
5	1	1:50.652	32.858	38.518	39.276	278.4	10:41.944
6	1	1:51.172	32.808	38.683	39.681	268.1	12:33.116
7	1	1:51.076	32.798	38.667	39.611	277.9	14:24.192
8	1	1:51.178	33.210	38.720	39.248	278.4	16:15.370
9	1	1:49.528	32.559	38.314	38.655	279.6	18:04.898
10	3	3:22.522	33.782	40.519	2:08.221	190.3	21:27.420
11	3	1:58.656	36.527	41.736	40.393	277.9	23:26.076

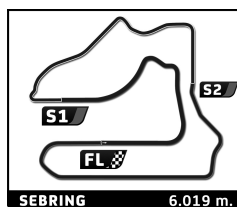


FIA WEC
1000 Miles of Sebring
Free Practice 3

Sector Analysis

■ Personal Best ■ Session Best B Crossing the finish line in pit lane

Lap	D	Time	Sector 1	Sector 2	Sector 3	T. Spd	Elapsed	Lap	D	Time	Sector 1	Sector 2	Sector 3	T. Spd	Elapsed
12	3	2:02.870	33.034	48.669	41.167	279.6	25:28.946	15	2	8:16.070	1:20.095	1:22.268	5:33.707	190.0	42:54.161
13	3	1:49.704	32.681	38.488	38.535	280.2	27:18.650	16	2	2:00.779	35.807	41.516	43.456	251.7	44:54.940
14	3	1:49.637	32.727	38.493	38.417	280.2	29:08.287	17	2	2:00.495	35.815	41.914	42.766	251.7	46:55.435
15	3	1:49.764	32.280	38.266	39.218	280.2	30:58.051	18	3	3:22.353	35.631	41.792	2:04.930	196.6	50:17.788
16	3	9:28.852	34.328	40.125	8:14.399	216.9	40:26.903	19	3	2:00.971	36.179	41.932	42.860	254.1	52:18.759
17	3	1:54.470	34.113	40.523	39.834	277.9	42:21.373	20	3	2:00.419	36.234	41.619	42.566	252.2	54:19.178
18	3	1:51.997	32.838	39.118	40.041	280.2	44:13.370	21	3	1:59.425	35.679	41.339	42.407	251.7	56:18.603
19	2	3:05.620	32.700	38.568	1:54.352	221.5	47:18.990	22	3	1:59.268	35.394	41.471	42.403	253.1	58:17.871
20	2	1:50.182	33.186	38.201	38.795	279.6	49:09.172	23	3	1:59.416	35.486	41.059	42.871	251.3	1:00:17.287
21	2	1:48.353	32.066	38.089	38.198	281.3	50:57.525	54 Spirit of Race Ferrari F488 GTE 1.Thomas FLOHR 3.Giancarlo FISICHELLA LMGT E Am 2.Francesco CASTELLACCI							
22	2	2:32.143	32.040	38.235	1:21.868	222.9	53:29.668	1	1	2:05.807	37.579	43.308	44.920	246.3	3:33.597
23	2	1:50.059	32.880	38.506	38.673	281.9	55:19.727	2	1	2:05.010	38.155	43.296	43.559	246.3	5:38.607
24	2	2:00.368	33.156	46.028	41.184	277.3	57:20.095	3	1	2:03.446	37.217	42.454	43.775	246.3	7:42.053
50 Larbre Competition Ligier JSP217 - Gibson 1.Erwin CREED 3.Gunnar JEANNETTE LMP2 2.Romano RICCI								4	1	2:13.950	37.234	43.102	53.614	248.5	9:56.003
1	3	1:59.491	36.149	43.009	40.333	274.0	3:08.637	5	1	2:03.964	37.388	42.680	43.896	249.4	11:59.967
2	3	1:53.207	33.497	39.800	39.910	278.4	5:01.844	6	1	3:21.331	37.607	43.067	2:00.657	194.4	15:21.298
3	3	4:13.907	33.608	39.330	3:00.969	210.2	9:15.751	7	1	2:01.814	36.671	41.913	43.230	247.6	17:23.112
4	3	1:51.463	33.863	38.599	39.001	275.6	11:07.214	8	1	2:02.209	36.676	42.164	43.369	248.1	19:25.321
5	3	1:50.777	33.037	38.793	38.947	275.6	12:57.991	9	1	2:03.638	36.741	42.262	44.635	249.9	21:28.959
6	3	1:52.452	33.917	39.251	39.284	275.6	14:50.443	10	3	3:45.191	36.981	42.413	2:25.797	173.8	25:14.150
7	1	4:41.369	34.198	39.136	3:28.035	203.0	19:31.812	11	3	2:02.144	36.873	42.474	42.797	249.0	27:16.294
8	1	1:54.629	34.739	39.273	40.617	246.3	21:26.441	12	3	1:59.699	35.751	41.450	42.498	249.9	29:15.993
9	1	1:53.151	33.109	40.412	39.630	274.5	23:19.592	13	3	2:01.159	35.883	42.190	43.086	250.8	31:17.152
10	1	1:51.929	33.257	39.307	39.365	276.8	25:11.521	14	3	2:00.129	36.173	41.428	42.528	250.8	33:17.281
11	1	1:54.408	34.111	39.465	40.832	262.4	27:05.929	15	2	8:10.291	55.588	1:22.216	5:52.487	193.3	41:27.572
12	1	1:52.091	33.851	39.241	38.999	279.6	28:58.020	16	2	2:03.691	37.180	42.164	44.347	246.7	43:31.263
13	1	1:52.103	33.882	39.022	39.199	277.3	30:50.123	17	2	2:01.799	36.257	42.110	43.432	247.2	45:33.062
14	2	10:17.613	33.723	39.044	9:04.846	213.9	41:07.736	18	2	2:01.802	36.586	42.070	43.146	247.2	47:34.864
15	2	1:58.589	35.644	41.126	41.819	275.6	43:06.325	19	2	2:01.783	36.278	41.883	43.622	248.1	49:36.647
16	2	1:54.167	34.837	39.608	39.722	276.2	45:00.492	20	2	2:00.845	36.220	41.822	42.803	249.4	51:37.492
17	2	1:53.590	33.314	39.089	41.187	275.6	46:54.082	21	2	2:44.953	1:17.659	43.824	43.470	248.1	54:22.445
18	2	3:15.021	33.995	39.810	2:01.216	218.3	50:09.103	22	2	2:03.581	36.828	43.760	42.993	248.5	56:26.026
19	2	1:53.625	34.094	38.882	40.649	279.0	52:02.728	23	2	2:02.310	36.584	42.462	43.264	247.2	58:28.336
20	2	1:57.492	35.315	41.316	40.861	276.8	54:00.220	24	2	2:01.936	36.284	42.356	43.296	247.2	1:00:30.272
21	2	1:54.184	33.669	41.082	39.433	277.3	55:54.404	56 Team Project 1 Porsche 911 RSR 1.Jörg BERGMEISTER 3.Egidio PERFETTI LMGT E Am 2.Patrick LINDSEY							
22	2	1:51.041	32.951	38.753	39.337	277.9	57:45.445	1	1	2:05.094	38.015	42.677	44.402	249.9	4:46.349
23	2	1:52.050	33.281	39.753	39.016	277.3	59:37.495	2	1	6:11.103	36.625	42.488	4:51.990	196.6	10:57.452
51 AF Corse Ferrari 488 GTE EVO 1.Alessandro PIER GUIDI 3.Daniel SERRA LMGT E Pro 2.James CALADO								3	1	1:59.605	35.777	41.111	42.717	250.3	12:57.057
1	1	2:04.499	38.250	42.753	43.496	249.0	3:44.384	4	1	2:01.353	36.912	41.766	42.675	250.8	14:58.410
2	1	2:01.784	36.804	41.815	43.165	250.3	5:46.168	5	1	2:00.155	35.758	41.780	42.617	251.3	16:58.565
3	1	2:00.676	36.448	41.453	42.775	250.8	7:46.844	6	1	1:59.796	35.845	41.298	42.653	251.3	18:58.361
4	1	2:00.667	35.825	41.970	42.872	252.2	9:47.511	7	3	4:33.619	36.564	42.038	3:15.017	190.3	23:31.980
5	1	2:00.478	35.938	41.610	42.930	250.8	11:47.989	8	3	2:06.415	37.697	43.671	45.047	220.4	25:38.395
6	1	4:16.420	36.478	43.046	2:56.896	196.3	16:04.409	9	3	2:04.636	37.211	43.033	44.392	250.3	27:43.031
7	1	1:58.365	35.352	40.807	42.206	251.7	18:02.774	10	3	2:02.494	36.391	42.229	43.874	249.4	29:45.525
8	1	1:59.992	35.630	41.929	42.433	250.8	20:02.766	11	3	2:01.897	36.256	41.822	43.819	250.3	31:47.422
9	1	1:59.337	35.663	41.162	42.512	250.8	22:02.103	12	3	2:16.620	36.333	41.861	58.426	230.5	34:04.042
10	1	1:59.363	35.512	41.472	42.379	251.7	24:01.466	13	3	8:04.345	1:20.776	1:23.370	5:20.199	183.1	42:08.387
11	2	4:00.597	35.910	41.337	2:43.350	196.3	28:02.063	14	3	2:10.653	36.012	47.931	46.710	249.4	44:19.040
12	2	1:59.572	36.056	41.230	42.286	252.7	30:01.635	15	3	2:04.289	38.468	42.708	43.113	250.3	46:23.329
13	2	1:58.728	35.428	41.153	42.147	252.7	32:00.363	16	3	2:01.406	36.301	41.918	43.187	250.8	48:24.735
14	2	2:37.728	35.419	41.118	1:21.191	80.0	34:38.091	17	2	3:29.771	36.214	43.212	2:10.345	194.1	51:54.506

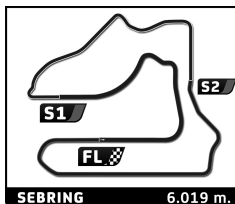


FIA WEC
1000 Miles of Sebring
Free Practice 3

Sector Analysis

■ Personal Best ■ Session Best ■ Crossing the finish line in pit lane

Lap	D	Time	Sector 1	Sector 2	Sector 3	T. Spd	Elapsed	Lap	D	Time	Sector 1	Sector 2	Sector 3	T. Spd	Elapsed
18	2	2:02.872	37.082	42.500	43.290	251.3	53:57.378	8	1	2:00.080	36.303	41.352	42.425	253.6	24:04.083
19	2	2:01.371	36.182	42.307	42.882	252.7	55:58.749	9	1	1:58.868	35.401	41.166	42.301	254.1	26:02.951
20	2	2:01.566	36.143	42.441	42.982	252.2	58:00.315	10	3	3:53.762	35.393	42.157	2:36.212	195.2	29:56.713
21	2	2:02.185	35.973	43.158	43.054	252.2	1:00:02.500	11	3	1:59.600	36.040	41.432	42.128	255.5	31:56.313
61 Clearwater Racing Ferrari F488 GTE LMGT E Am 1. Luis PEREZ-COMPANC 3. Matthew GRIFFIN 2. Matteo CRESSONI								12 3 9:04.322 35.421 41.519 7:47.382 192.4 41:00.635							
1	2	2:02.504	36.967	42.354	43.183	246.3	4:10.628	13	3	2:04.944	37.803	43.174	43.967	232.0	43:05.579
2	2	2:01.510	36.406	42.170	42.934	247.2	6:12.138	14	3	2:00.355	36.259	41.360	42.736	253.6	45:05.934
3	2	2:01.212	36.001	41.957	43.254	247.2	8:13.350	15	3	1:59.310	35.597	41.421	42.292	253.1	47:05.244
4	2	2:02.249	36.063	43.093	43.093	246.7	10:15.599	16	2	3:27.277	35.565	41.179	2:10.533	195.5	50:32.521
5	2	2:00.753	36.097	41.827	42.829	247.2	12:16.352	17	2	2:00.722	36.706	41.594	42.422	255.5	52:33.243
6	2	2:01.240	36.311	42.132	42.797	246.7	14:17.592	18	2	1:59.175	35.737	41.302	42.136	254.1	54:32.418
7	2	3:49.661	36.218	41.879	2:31.564	192.2	18:07.253	19	2	1:59.154	35.847	41.145	42.162	254.6	56:31.572
8	2	2:01.952	36.955	42.047	42.950	247.6	20:09.205	20	2	1:59.461	35.399	41.489	42.573	253.6	58:31.033
9	2	2:00.888	36.162	41.681	43.045	247.6	22:10.093	21	2	1:59.513	35.641	41.240	42.632	253.6	1:00:30.546
10	2	2:01.180	36.474	41.886	42.820	249.0	24:11.273	67 Ford Chip Ganassi Team UK Ford GT LMGT E Pro 1. Andy PRIAULX 3. Jonathan BOMARITO 2. Harry TINCKNELL							
11	2	2:01.421	36.070	41.811	43.540	249.4	26:12.694	1	2	2:03.229	37.078	42.677	43.474	252.2	2:34.008
12	2	3:51.540	36.202	41.747	2:33.591	138.0	30:04.234	2	2	2:00.858	36.267	41.818	42.773	253.1	4:34.866
13	2	2:01.103	36.406	41.883	42.814	248.1	32:05.337	3	2	2:00.134	36.031	41.594	42.509	253.1	6:35.000
14	1	4:07.695	35.819	41.525	2:50.351	79.8	36:13.032	4	1	3:43.984	36.104	41.674	2:26.206	197.2	10:18.984
15	1	4:06.069	1:20.285	1:22.528	1:23.256	82.5	40:19.101	5	1	2:02.220	37.367	41.607	43.246	252.2	12:21.204
16	1	2:03.617	36.934	42.681	44.002	248.5	42:22.718	6	1	2:15.038	36.323	54.943	43.772	252.2	14:36.242
17	1	2:02.896	36.429	42.549	43.918	248.1	44:25.614	7	1	3:56.660	36.864	41.915	2:37.881	198.0	18:32.902
18	1	2:05.258	36.696	44.411	44.151	247.6	46:30.872	8	1	1:58.662	35.600	40.857	42.205	253.6	20:31.564
19	1	2:03.674	37.386	43.025	43.263	251.7	48:34.546	9	1	1:57.730	35.126	40.651	41.953	254.6	22:29.294
20	1	2:01.586	36.520	41.890	43.176	249.0	50:36.132	10	2	3:47.215	36.948	42.821	2:27.446	196.6	26:16.509
21	1	2:51.005	36.650	42.532	1:31.823	194.6	53:27.137	11	2	1:59.727	36.112	41.546	42.069	254.1	28:16.236
22	1	2:00.723	36.043	41.613	43.067	248.5	55:27.860	12	2	1:59.194	35.257	41.219	42.718	250.3	30:15.430
23	1	2:00.579	36.037	41.695	42.847	248.5	57:28.439	13	2	1:59.775	35.165	41.182	43.428	220.1	32:15.205
24	1	2:04.255	35.847	41.702	46.706	249.0	59:32.694	14	2	8:15.187	35.230	44.091	6:55.866	193.3	40:30.392
63 Corvette Racing Chevrolet Corvette C7.R LMGT E Pro 1. Jan MAGNUSSEN 3. Mike ROCKENFELLER 2. Antonio GARCIA								15 2 1:59.551 35.876 41.430 42.245 252.2 42:29.943							
1	3	2:02.994	37.818	42.425	42.751	253.6	3:50.220	16	2	1:58.859	35.411	41.319	42.129	254.1	44:28.802
2	3	2:00.122	35.932	41.618	42.572	254.6	5:50.342	17	2	2:01.430	35.554	42.673	43.203	251.7	46:30.232
3	3	2:00.266	35.848	41.819	42.599	254.1	7:50.608	18	2	2:01.293	36.064	42.751	42.478	252.2	48:31.525
4	3	1:59.682	35.973	41.342	42.367	256.5	9:50.290	19	3	3:29.403	35.376	41.500	2:12.527	194.9	52:00.928
5	3	1:59.130	35.754	41.127	42.249	257.4	11:49.420	20	3	2:04.465	38.749	42.846	42.870	253.1	54:05.393
6	3	1:59.980	35.793	41.639	42.548	254.6	13:49.400	21	3	2:00.735	35.861	42.271	42.603	253.6	56:06.128
7	3	4:22.525	35.987	41.863	3:04.675	198.0	18:11.925	22	1	3:03.650	35.691	42.542	1:45.417	196.6	59:09.778
8	3	2:01.357	36.703	41.987	42.667	255.5	20:13.282	23	1	1:59.926	36.089	41.450	42.387	252.2	1:01:09.704
9	3	1:59.829	35.895	41.400	42.534	256.5	22:13.111	70 MR Racing Ferrari F488 GTE LMGT E Am 1. Motoaki ISHIKAWA 3. Edward CHEEVER 2. Olivier BERETTA							
10	3	1:59.368	35.614	41.409	42.345	257.4	24:12.479	1	3	2:05.102	38.594	42.924	43.584	247.6	3:22.121
11	3	1:59.778	35.722	41.298	42.758	259.9	26:12.257	2	3	2:02.533	36.386	42.362	43.785	248.1	5:24.654
12	3	1:59.250	35.563	41.159	42.528	255.5	28:11.507	3	3	2:02.632	37.416	42.063	43.153	247.2	7:27.286
66 Ford Chip Ganassi Team UK Ford GT LMGT E Pro 1. Stefan MÜCKE 3. Billy JOHNSON 2. Olivier PLA								4 3 2:00.550 35.921 41.747 42.882 247.6 9:27.836							
1	1	2:04.252	37.624	42.983	43.645	252.7	3:05.444	5 3 2:01.306 35.817 42.113 43.376 247.6 11:29.142							
2	1	2:02.243	36.310	42.484	43.449	251.7	5:07.687	6 3 2:05.420 36.778 44.456 44.186 241.5 13:34.562							
3	1	2:01.631	36.642	41.922	43.067	252.7	7:09.318	7 3 2:01.298 36.588 41.775 42.935 248.1 15:35.860							
4	1	4:10.886	36.153	42.322	2:52.411	196.6	11:20.204	8 1 3:44.755 35.956 43.091 2:25.708 189.8 19:20.615							
5	1	1:58.990	35.797	40.910	42.283	252.7	13:19.194	9 1 2:06.030 37.934 43.980 44.116 246.3 21:26.645							
6	1	1:58.595	35.185	41.127	42.283	252.7	15:17.789	10 1 2:05.526 37.359 43.577 44.590 247.2 23:32.171							
7	1	6:46.214	35.252	41.520	5:29.442	171.8	22:04.003	11 1 2:08.694 38.477 44.181 46.036 248.5 25:40.865							
								12 1 2:04.951 37.827 42.956 44.168 246.7 27:45.816							
								13 1 2:03.856 37.269 42.771 43.816 248.5 29:49.672							

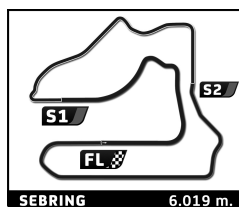


FIA WEC
1000 Miles of Sebring
Free Practice 3

Sector Analysis

■ Personal Best ■ Session Best B Crossing the finish line in pit lane

Lap	D	Time	Sector 1	Sector 2	Sector 3	T. Spd	Elapsed	Lap	D	Time	Sector 1	Sector 2	Sector 3	T. Spd	Elapsed
14	1	2:03.886	37.295	42.574	44.017	248.1	31:53.558	1	2	2:05.725	35.274	44.552	45.899	228.2	3:21.092
15	2	9:47.445	37.594	43.740	8:26.111	193.3	41:41.003	2	2	2:01.402	35.131	42.550	43.721	255.0	5:22.494
16	2	2:05.149	37.469	42.934	44.746	204.6	43:46.152	3	2	1:58.864	35.106	41.465	42.293	254.1	7:21.358
17	2	2:02.293	36.626	42.457	43.210	247.2	45:48.445	4	3	4:05.820	38.212	42.963	2:44.645	199.5	11:27.178
18	2	3:52.236	36.561	42.644	2:33.031	194.1	49:40.681	5	3	1:59.753	36.076	41.353	42.324	254.1	13:26.931
19	2	2:02.008	36.228	43.225	42.555	248.5	51:42.689	6	3	1:58.891	35.292	41.295	42.304	254.6	15:25.822
20	2	2:00.129	35.672	41.619	42.838	248.5	53:42.818	7	1	6:06.448	35.466	41.259	4:49.723	162.2	21:32.270
21	2	2:00.311	35.870	41.782	42.659	248.1	55:43.129	8	1	2:01.197	35.823	42.352	43.022	255.0	23:33.467
71 AF Corse Ferrari 488 GTE EVO								82 BMW Team MTEK BMW M8 GTE							
1.Davide RIGON								1.Augusto FARFUS							
2.Sam BIRD								2.Antonio Felix DA COSTA							
3.Miguel MOLINA								3.Bruno SPENGLER							
LMGTE Pro								LMGTE Pro							
1	2	2:17.728	37.080	55.744	44.904	249.9	4:01.956	1	1	2:02.035	36.816	42.234	42.985	254.6	3:15.165
2	2	11:15.654	37.815	43.008	9:54.831	194.6	15:17.610	2	1	2:14.102	37.849	41.870	54.383	167.8	5:29.267
3	2	2:02.801	37.549	41.981	43.271	249.9	17:20.411	3	1	16:52.444	53.673	1:03.748	...	194.9	22:21.711
4	2	2:00.647	36.137	41.578	42.932	250.8	19:21.058	4	1	2:02.711	36.916	42.852	42.943	253.6	24:24.422
5	2	2:01.557	37.254	41.600	42.703	251.3	21:22.615	5	1	1:59.883	36.077	41.500	42.306	255.5	26:24.305
6	2	2:00.294	35.706	41.816	42.772	252.2	23:22.909	6	1	1:59.095	35.334	41.637	42.124	255.5	28:23.400
7	2	2:03.142	35.574	42.741	44.827	251.7	25:26.051	7	1	2:00.128	35.209	41.438	43.481	256.0	30:23.528
8	2	2:00.280	35.861	41.575	42.844	251.7	27:26.331	8	1	2:00.108	36.505	41.389	42.214	255.0	32:23.636
9	2	2:58.999	35.876	42.432	1:40.691	198.3	30:25.330	9	2	4:00.095	35.214	50.882	2:33.999	80.1	36:23.731
10	2	2:01.436	35.255	43.032	43.149	228.2	32:26.766	10	2	3:59.474	1:20.319	1:22.466	1:16.689	186.6	40:23.205
11	1	9:35.152	35.307	52.048	8:07.797	194.6	42:01.918	11	2	2:01.702	36.313	42.096	43.293	254.1	42:24.907
12	1	2:00.242	36.149	41.609	42.484	251.7	44:02.160	12	2	2:01.120	35.940	41.863	43.317	235.6	44:26.027
13	1	1:59.590	35.928	41.295	42.367	251.3	46:01.750	13	2	2:02.092	36.709	42.532	42.851	255.5	46:28.119
14	1	2:03.722	35.400	43.967	44.355	247.6	48:05.472	14	2	1:59.958	35.884	41.468	42.606	255.0	48:28.077
15	1	1:58.912	35.372	41.052	42.488	252.2	50:04.384	15	2	2:00.059	35.748	41.473	42.838	256.5	50:28.136
16	1	1:59.288	35.565	41.425	42.298	253.6	52:03.672	16	2	1:59.765	35.708	41.672	42.385	257.4	52:27.901
17	1	2:00.168	35.964	41.815	42.389	252.7	54:03.840	17	2	1:59.579	35.565	41.498	42.516	256.5	54:27.480
18	1	1:58.788	35.464	41.019	42.305	254.1	56:02.628	18	2	2:01.766	36.440	42.327	42.999	256.0	56:29.246
19	1	1:59.465	35.567	41.158	42.740	252.7	58:02.093	19	2	2:00.640	35.540	42.251	42.849	256.0	58:29.886
77 Dempsey - Proton Racing Porsche 911 RSR								86 Gulf Racing Porsche 911 RSR							
1.Christian RIED								1.Michael WAINWRIGHT							
2.Julien ANDLAUER								2.Benjamin BARKER							
3.Matt CAMPBELL								3.Thomas PREINING							
LMGTE Am								LMGTE Am							
1	3	2:06.212	38.706	44.130	43.376	250.8	3:57.814	1	1	2:10.722	40.948	44.449	45.325	247.6	3:43.316
2	3	2:02.692	37.627	42.248	42.817	251.3	6:00.506	2	1	2:08.221	37.789	43.425	47.007	247.2	5:51.537
3	3	5:58.492	36.261	42.184	4:40.047	197.7	11:58.998	3	1	2:08.718	38.937	44.549	45.232	248.5	8:50.255
4	3	1:58.554	35.107	41.176	42.271	251.7	13:57.552	4	1	4:23.966	37.808	55.539	2:50.619	161.7	12:24.221
5	1	4:17.166	36.156	42.713	2:58.297	196.9	18:14.718	5	1	2:11.473	39.528	46.280	45.665	246.3	14:35.694
6	1	2:05.749	38.656	43.481	43.612	249.9	20:20.467	6	1	2:06.889	38.326	43.777	44.786	249.0	16:42.583
7	1	2:03.548	37.503	42.512	43.533	250.3	22:24.015								
8	1	2:03.090	36.903	42.494	43.693	252.2	24:27.105								
9	1	2:03.084	36.556	42.755	43.773	252.2	26:30.189								
10	1	2:03.253	36.710	42.932	43.611	250.3	28:33.442								
11	1	2:02.894	36.974	42.347	43.573	251.7	30:36.336								
12	1	2:02.891	36.911	42.589	43.391	251.3	32:39.227								
13	2	7:59.742	37.371	1:13.292	6:09.079	196.9	40:38.969								
14	2	2:01.832	37.454	41.544	42.834	252.2	42:40.801								
15	2	2:01.441	36.409	41.797	43.235	252.7	44:42.242								
16	2	2:01.290	36.089	41.693	43.508	249.9	46:43.532								
17	2	2:00.591	35.957	41.496	43.138	251.3	48:44.123								
18	2	1:59.846	35.551	41.530	42.765	252.7	50:43.969								
19	2	2:00.573	35.829	41.655	43.089	253.1	52:44.542								
20	2	2:00.776	35.794	41.931	43.051	252.2	54:45.318								
81 BMW Team MTEK BMW M8 GTE															
1.Martin TOMCZYK															
2.Nicky CATSBURG															
3.Alexander SIMS															
LMGTE Pro															

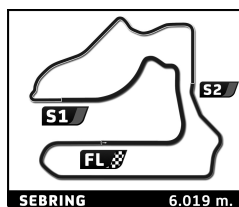


FIA WEC
1000 Miles of Sebring
Free Practice 3

Sector Analysis

■ Personal Best ■ Session Best B Crossing the finish line in pit lane

Lap	D	Time	Sector 1	Sector 2	Sector 3	T. Spd	Elapsed	Lap	D	Time	Sector 1	Sector 2	Sector 3	T. Spd	Elapsed
7	1	2:04.940	37.354	43.108	44.478	247.2	18:47.523	11	3	2:02.858	37.119	42.477	43.262	253.1	26:58.159
8	1	2:04.434	37.355	42.802	44.277	249.4	20:51.957	12	3	2:01.508	36.048	42.249	43.211	253.6	28:59.667
9	1	2:04.967	37.673	42.925	44.369	249.0	22:56.924	13	3	12:32.570	36.401	42.476	...	182.7	41:32.237
10	1	2:04.316	37.310	42.878	44.128	249.0	25:01.240	14	3	2:04.725	37.459	43.742	43.524	252.7	43:36.962
11	1	2:04.968	37.243	43.100	44.625	248.5	27:06.208	15	3	2:00.152	35.686	41.643	42.823	254.1	45:37.114
12	2	3:41.302	37.665	43.353	2:20.284	196.3	30:47.510	16	3	2:00.076	35.776	41.708	42.592	254.6	47:37.190
13	2	2:01.839	36.879	41.927	43.033	249.9	32:49.349	17	2	3:30.716	35.615	41.569	2:13.532	168.0	51:07.906
14	2	3:34.522	36.549	1:18.839	1:39.134	79.3	36:23.871	18	2	2:01.436	36.570	41.724	43.142	255.5	53:09.342
15	2	4:00.127	1:21.369	1:22.879	1:15.879	193.3	40:23.998	19	2	2:01.666	36.517	42.166	42.983	254.1	55:11.008
16	2	2:02.086	36.070	42.543	43.473	250.3	42:26.084	20	2	1:59.934	35.804	41.438	42.692	254.6	57:10.942
17	2	2:00.968	35.808	41.745	43.415	251.3	44:27.052	21	2	2:00.890	36.278	41.706	42.906	254.6	59:11.832
18	2	2:01.751	36.148	42.477	43.126	251.3	46:28.803	22	2	2:00.216	35.992	41.484	42.740	255.0	1:01:12.048
19	2	2:06.330	36.056	46.769	43.505	251.7	48:35.133	91 Porsche GT Team Porsche 911 RSR							
20	3	3:32.805	36.259	42.400	2:14.146	195.2	52:07.938	1. Richard LIETZ LMGTE Pro							
21	3	2:04.625	37.749	42.981	43.895	230.9	54:12.563	2. Gianmaria BRUNI							
22	3	2:01.113	36.188	41.785	43.140	251.3	56:13.676	1	1	2:02.749	37.304	42.167	43.278	250.8	4:32.384
23	3	2:00.973	36.089	42.031	42.853	251.3	58:14.649	2	1	2:00.570	35.853	41.647	43.070	250.8	6:32.954
24	3	2:00.429	35.896	41.763	42.770	251.7	1:00:15.078	3	1	1:59.887	35.693	41.529	42.665	251.3	8:32.841
88 Dempsey - Proton Racing Porsche 911 RSR															
1. Gianluca RODA LMGTE Am															
2. Giorgio RODA JR															
3. Matteo CAIROLI															
1	1	2:15.393	40.617	48.214	46.562	249.9	3:15.824	4	1	1:59.688	35.462	41.482	42.744	252.2	10:32.529
2	1	2:08.321	38.865	43.964	45.492	251.7	5:24.145	5	1	2:00.630	35.734	41.654	43.242	252.2	12:33.159
3	1	2:06.124	38.299	43.221	44.604	251.7	7:30.269	6	1	5:08.957	35.883	42.192	3:50.882	198.3	17:42.116
4	1	2:04.014	37.797	42.577	43.640	252.7	9:34.283	7	1	2:01.111	36.222	42.029	42.860	252.2	19:43.227
5	1	2:03.515	37.351	42.566	43.598	252.2	11:37.798	8	1	2:00.507	35.595	41.626	43.286	252.7	21:43.734
6	1	2:03.213	37.175	42.348	43.690	250.3	13:41.011	9	1	2:00.159	35.579	41.675	42.905	253.6	23:43.893
7	3	4:50.557	37.160	42.919	3:30.478	182.2	18:31.568	10	1	4:55.645	35.829	41.726	3:38.090	196.9	28:39.538
8	3	2:03.385	37.113	42.977	43.295	251.7	20:34.953	11	1	2:05.410	37.916	43.148	44.346	251.3	30:44.948
9	3	3:00.677	36.659	41.813	1:42.205	164.6	23:35.630	12	1	1:58.558	35.004	40.940	42.614	253.1	32:43.506
10	3	2:01.347	35.542	42.370	43.435	254.1	25:36.977	13	2	8:09.036	35.097	1:12.879	6:21.060	194.4	40:52.542
11	3	2:02.140	36.001	41.717	44.422	207.0	27:39.117	14	2	2:01.008	36.835	41.575	42.598	252.7	42:53.550
12	3	1:59.260	35.692	41.207	42.361	253.6	29:38.377	15	2	1:58.083	35.156	40.918	42.009	253.1	44:51.633
13	1	9:40.197	35.731	41.439	8:23.027	79.2	39:18.574	16	2	3:34.468	35.703	42.056	2:16.709	192.7	48:26.101
14	1	2:31.102	1:02.926	44.034	44.142	249.4	41:49.676	17	2	1:59.711	36.069	41.317	42.325	251.7	50:25.812
15	1	2:03.423	37.246	42.624	43.553	251.3	43:53.099	18	2	1:59.436	35.666	41.469	42.301	253.6	52:25.248
16	1	2:02.397	36.954	42.358	43.085	250.8	45:55.496	19	2	1:59.168	35.470	41.297	42.401	253.1	54:24.416
17	1	2:02.327	36.891	42.110	43.326	251.7	47:57.823	20	2	1:59.948	35.589	41.984	42.375	251.7	56:24.364
18	2	3:26.184	37.442	44.477	2:04.265	195.5	51:24.007	21	2	1:59.919	35.504	41.926	42.489	251.7	58:24.283
19	2	2:05.402	37.920	43.317	44.165	252.7	53:29.409	22	2	1:59.316	35.619	41.181	42.516	251.3	1:00:23.599
20	2	2:02.813	36.903	42.352	43.558	252.2	55:32.222	92 Porsche GT Team Porsche 911 RSR							
21	2	2:01.478	36.446	41.917	43.115	251.7	57:33.700	1. Michael CHRISTENSEN LMGTE Pro							
22	2	2:02.292	36.599	42.333	43.360	251.3	59:35.992	2. Kevin ESTRE							
90 TF Sport Aston Martin Vantage															
1. Salih YOLUC LMGTE Am															
2. Jonathan ADAM															
3. Charles EASTWOOD															
1	1	2:11.995	39.216	43.950	48.829	208.9	3:28.928	1	1	2:01.507	36.660	41.850	42.997	251.7	4:26.746
2	1	2:05.665	38.099	43.143	44.423	251.7	5:34.593	2	1	2:00.153	35.809	41.573	42.771	252.2	6:26.899
3	1	2:05.215	37.836	42.776	44.603	251.7	7:39.808	3	1	1:59.704	35.636	41.586	42.482	253.6	8:26.603
4	1	3:03.640	37.016	42.661	1:43.963	194.4	10:43.448	4	1	1:59.505	35.555	41.430	42.520	252.2	10:26.108
5	1	2:03.119	37.293	42.185	43.641	251.3	12:46.567	5	1	1:59.282	35.525	41.261	42.496	253.6	12:25.390
6	1	2:03.062	36.762	42.637	43.663	252.2	14:49.629	6	1	2:00.653	36.474	41.599	42.580	253.6	14:26.043
7	1	2:03.447	36.836	42.545	44.066	252.7	16:53.076	7	1	1:59.338	35.493	41.411	42.434	254.1	16:25.381
8	1	2:02.616	36.860	42.312	43.444	252.2	18:55.692	8	1	8:14.737	36.800	41.490	6:56.447	198.0	24:40.118
9	1	2:02.847	36.738	42.634	43.475	252.7	20:58.539	9	1	2:00.489	36.021	41.615	42.853	253.6	26:40.607
10	3	3:56.762	36.792	42.350	2:37.620	194.6	24:55.301	10	1	2:00.157	36.120	41.459	42.578	252.7	28:40.764
								11	1	1:59.926	36.097	41.240	42.589	253.1	30:40.690
								12	1	1:59.609	35.714	41.302	42.593	254.1	32:40.299
								13	1	8:56.891	36.589	1:13.466	7:06.836	196.9	41:37.190
								14	1	2:05.719	37.162	44.214	44.343	235.2	43:42.909
								15	1	1:58.052	35.027	40.997	42.028	253.1	45:40.961
								16	2	4:08.901	35.163	41.276	2:52.462	130.6	49:49.862



FIA WEC
1000 Miles of Sebring
Free Practice 3

Sector Analysis

■ Personal Best ■ Session Best B Crossing the finish line in pit lane

Lap	D	Time	Sector 1	Sector 2	Sector 3	T. Spd	Elapsed	Lap	D	Time	Sector 1	Sector 2	Sector 3	T. Spd	Elapsed
17	2	1:59.211	35.427	41.646	42.138	254.6	51:49.073	21	2	2:00.486	35.986	41.857	42.643	251.7	58:41.627
18	2	1:58.616	35.168	41.236	42.212	254.1	53:47.689	22	2	2:00.700	36.097	41.784	42.819	251.7	1:00:42.327
19	2	1:59.736	35.273	42.088	42.375	254.1	55:47.425								

95		Aston Martin Racing		Aston Martin Vantage AMR			
		1.Marco SØRENSEN		LMGTE Pro			
		2.Nicki THIM					
		3.Darren TURNER		LMGTE Pro			
1	2	2:02.489	36.748	42.234	43.507	249.9	3:26.036
2	2	2:01.844	36.180	42.406	43.258	250.8	5:27.880
3	2	2:02.498	36.250	42.355	43.893	250.3	7:30.378
4	2	2:01.250	36.465	41.933	42.852	252.7	9:31.628
5	2	2:00.576	35.984	41.839	42.753	252.2	11:32.204
6	2	2:00.649	36.047	41.702	42.900	251.3	13:32.853
7	2	2:00.741	36.134	41.823	42.784	250.8	15:33.594
8	2	2:00.395	35.881	41.765	42.749	250.8	17:33.989
9	2	2:00.256	35.832	41.746	42.678	251.3	19:34.245
10	2	2:00.405	35.879	41.779	42.747	252.7	21:34.650
11	2	2:01.458	36.205	42.475	42.778	252.2	23:36.108
12	3	3:27.173	36.090	42.990	2:08.093	197.5	27:03.281
13	3	2:01.651	36.727	42.027	42.897	253.1	29:04.932
14	3	2:00.454	35.955	41.690	42.809	252.2	31:05.386
15	3	2:01.796	36.826	42.296	42.674	251.7	33:07.182
16	3	3:55.354	53.696	1:23.030	1:38.628	79.8	37:02.536
17	3	3:36.699	1:20.424	1:22.566	53.709	247.2	40:39.235
18	3	2:00.452	36.395	41.378	42.679	249.9	42:39.687
19	3	2:00.399	35.809	41.791	42.799	252.2	44:40.086
20	3	2:00.458	35.932	41.839	42.687	251.7	46:40.544
21	3	2:00.644	35.951	41.989	42.704	252.2	48:41.188
22	3	2:00.252	36.116	41.541	42.595	253.1	50:41.440
23	1	3:14.993	35.783	41.599	1:57.611	196.6	53:56.433
24	1	2:01.387	36.412	42.167	42.808	252.2	55:57.820
25	1	1:59.609	35.676	41.472	42.461	252.7	57:57.429
26	1	2:00.059	36.047	41.642	42.370	252.7	59:57.488
27	1	1:59.752	35.513	41.699	42.540	251.7	1:01:57.240

97		Aston Martin Racing		Aston Martin Vantage AMR			
		1.Alexander LYNN		LMGTE Pro			
		2.Maxime MARTIN					
1	1	2:07.763	37.949	42.884	46.930	199.5	3:25.616
2	1	2:01.600	36.484	41.977	43.139	250.3	5:27.216
3	1	2:02.824	35.970	42.586	44.268	254.1	7:30.040
4	1	2:00.287	35.965	41.671	42.651	251.7	9:30.327
5	1	1:59.661	35.756	41.313	42.592	252.7	11:29.988
6	1	2:00.487	36.036	41.664	42.787	251.3	13:30.475
7	1	1:59.956	35.726	41.485	42.745	251.3	15:30.431
8	1	2:00.128	35.813	41.569	42.746	251.3	17:30.559
9	1	2:00.237	35.735	41.422	43.080	251.7	19:30.796
10	1	2:00.472	35.900	41.806	42.766	251.3	21:31.268
11	1	2:01.204	35.926	42.034	43.244	253.1	23:32.472
12	1	2:02.244	37.272	42.108	42.864	252.7	25:34.716
13	1	2:00.630	36.125	41.614	42.891	252.7	27:35.346
14	2	16:59.442	35.876	41.813	...	190.3	44:34.788
15	2	2:01.951	36.554	42.611	42.786	249.4	46:36.739
16	2	2:00.908	36.156	41.856	42.896	252.2	48:37.647
17	2	2:00.951	35.993	42.324	42.634	252.7	50:38.598
18	2	2:00.965	36.111	41.701	43.153	253.1	52:39.563
19	2	2:00.540	36.091	41.851	42.598	252.2	54:40.103
20	2	2:01.038	36.024	42.154	42.860	252.7	56:41.141

98		Aston Martin Racing		Aston Martin Vantage			
		1.Paul DALLA LANA		LMGTE Am			
		2.Pedro LAMY					
		3.Mathias LAUDA					
1	1	2:14.815	40.967	47.875	45.973	218.3	3:15.852
2	1	2:07.242	38.340	43.929	44.973	219.7	5:23.094
3	1	2:04.856	36.683	42.715	45.458	227.0	7:27.950
4	1	2:04.640	36.583	42.120	45.937	196.3	9:32.590
5	1	2:01.941	36.606	42.186	43.149	254.6	11:34.531
6	1	2:01.631	36.341	42.048	43.242	253.6	13:36.162
7	1	3:46.598	36.483	41.990	2:28.125	149.8	17:22.760
8	1	2:09.732	38.732	42.198	48.802	148.5	19:32.492
9	1	2:01.607	36.339	42.189	43.079	253.1	21:34.099
10	1	2:02.917	36.461	43.276	43.180	254.1	23:37.016
11	1	2:08.822	36.055	42.915	49.852	208.9	25:45.838
12	1	2:09.094	36.389	42.353	50.352	129.6	27:54.932
13	1	2:43.623	36.223	41.752	1:25.648	254.1	30:38.555