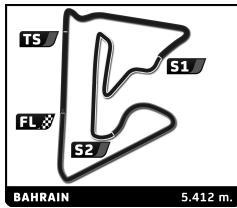


FIA WEC Bapco 6 Hours of Bahrain Free Practice 3

Sector Analysis

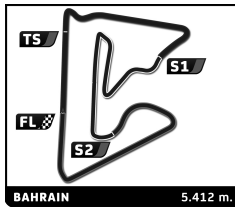
Lap under Red Flag							Invalidated Lap		Personal Best	Session Best	B Crossing the pit lane					
Lap	D	Time	Sector 1	Sector 2	Sector 3	T. Spd	Elapsed	Lap	D	Time	Sector 1	Sector 2	Sector 3	T. Spd	Elapsed	
1		Richard Mille Racing Team			Oreca 07 - Gibson											
		1.Sophia FLOERSCH		3.Gabriel AUBRY		LMP2										
		2.Beitske VISSER														
1	3	18:04.370	...	44.338	36.880	168.5	18:04.370									
2	3	1:57.751	36.228	44.621	36.902	239.2	20:02.121									
3	3	1:57.781	36.624	44.029	37.128	248.0	21:59.902									
4	3	1:58.321	37.104	44.106	37.111	273.6	23:58.223									
5	3	2:04.547	B 36.598	44.703	43.246	252.6	26:02.770									
6	1	16:40.175	...	47.406	38.210	158.7	42:42.945									
7	1	1:55.694	36.163	43.216	36.315	258.0	44:38.639									
8	1	1:56.332	36.800	43.301	36.231	234.5	46:34.971									
9	1	1:55.178	35.827	43.090	36.261	272.9	48:30.149									
10	1	1:55.747	35.828	43.699	36.220	271.6	50:25.896									
11	1	2:01.378	B 36.035	43.091	42.252	268.2	52:27.274									
12	2	3:59.030	2:39.345	43.285	36.400	175.9	56:26.304									
13	2	1:55.746	36.307	43.156	36.283	260.5	58:22.050									
14	2	1:55.922	36.249	43.337	36.336	262.4	1:00:17.972									
15	2	1:56.662	36.267	43.648	36.747	271.6	1:02:14.634									
7		Toyota Gazoo Racing			Toyota GR010 HYBRID											
		1.Mike CONWAY		3.Jose Maria LOPEZ		HYPERCAR H										
		2.Kamui KOBAYASHI														
1	2	2:22.246	1:04.208	42.487	35.551	179.7	2:22.246									
2	2	1:48.978	33.980	40.980	34.018	272.9	4:11.224									
3	2	2:30.441	B 34.000	41.608	1:14.833	278.6	6:41.665									
4	3	2:57.868	1:40.111	42.567	35.190	143.9	9:39.533									
5	3	1:51.618	34.747	41.811	35.060	252.6	11:31.151									
6	3	1:52.377	34.648	42.863	34.866	272.9	13:23.528									
7	3	1:51.368	34.833	41.749	34.786	261.1	15:14.896									
8	3	1:51.600	34.657	41.973	34.970	275.7	17:06.496									
9	3	1:51.296	34.534	41.808	34.954	282.2	18:57.792									
10	3	1:51.765	34.909	41.907	34.949	273.6	20:49.557									
11	3	1:52.391	34.624	42.144	35.623	270.9	22:41.948									
12	3	1:56.952	B 34.715	42.484	39.753	270.2	24:38.900									
13	2	4:36.490	3:18.194	43.020	35.276	185.5	29:15.390									
14	2	1:52.809	35.137	42.498	35.174	275.0	31:08.199									
15	2	1:52.473	34.842	42.624	35.007	274.3	33:00.672									
16	2	1:52.938	35.181	42.529	35.228	278.6	34:53.610									
17	2	1:52.779	34.894	42.666	35.219	259.9	36:46.389									
18	2	1:53.892	35.663	43.025	35.204	265.6	38:40.281									
19	2	1:54.259	35.245	43.372	35.642	262.4	40:34.540									
20	2	1:53.183	35.298	42.762	35.123	251.4	42:27.723									
21	2	1:56.860	B 34.853	42.342	39.665	263.6	44:24.583									
22	1	2:50.697	1:31.910	42.904	35.883	189.8	47:15.280									
23	1	1:53.186	35.211	42.599	35.376	264.3	49:08.466									
24	1	1:53.137	35.020	42.786	35.331	271.6	51:01.603									
25	1	1:53.372	35.140	42.844	35.388	263.0	52:54.975									
26	1	1:53.053	35.699	42.298	35.056	277.1	54:48.028									
27	1	1:53.418	35.009	43.048	35.361	255.0	56:41.446									
28	1	1:53.695	34.957	43.295	35.443	256.8	58:35.141									
29	1	1:53.218	34.912	42.747	35.559	258.6	1:00:28.359									
30	1	1:53.663	35.262	42.970	35.431	240.3	1:02:22.022									
8		Toyota Gazoo Racing			Toyota GR010 HYBRID											
		1.Sébastien BUEMI		3.Brendon HARTLEY		HYPERCAR H										
		2.Kazuki NAKAJIMA														
1	3	2:30.285	1:11.519	44.006	34.760	170.4	2:30.285									
2	3	1:58.512	38.097	43.964	36.451	286.7	4:28.797									
3	3	2:25.379	33.867	1:01.390	50.122	272.3	6:54.176									
4	3	1:49.689	34.152	41.119	34.418	281.5	8:43.865									
5	3	1:53.604	B 34.252	41.112	38.240	289.0	10:37.469									
6	3	2:46.911	1:29.522	42.110	35.279	187.2	13:24.380									
7	3	1:51.492	34.660	41.997	34.835	258.6	15:15.872									
8	3	1:53.964	34.490	42.916	36.558	266.2	17:09.836									
9	3	1:51.247	34.428	41.716	35.103	266.2	19:01.083									
10	3	1:51.971	34.811	42.228	34.932	267.6	20:53.054									
11	3	1:52.846	34.829	42.754	35.263	268.2	22:45.900									
12	3	1:55.841	B 34.980	41.770	39.091	228.6	24:41.741									
13	1	3:06.570	1:48.385	42.898	35.287	186.5	27:48.311									
14	1	1:53.253	35.290	42.743	35.220	263.6	29:41.564									
15	1	1:52.450	34.959	42.326	35.165	265.6	31:34.014									
16	1	1:52.723	34.796	42.607	35.320	273.6	33:26.737									
17	1	1:52.480	34.976	42.246	35.258	268.2	35:19.217									
18	1	1:52.072	34.690	41.952	35.430	259.9	37:11.289									
19	1	1:52.101	34.871	42.074	35.156	269.6	39:03.390									
20	1	1:57.823	B 34.944	42.466	40.413	259.9	41:01.213									
21	2	2:46.745	1:27.574	42.814	36.357	188.5	43:47.958									
22	2	1:53.421	35.090	42.640	35.691	259.2	45:41.379									
23	2	1:53.023	34.846	42.404	35.773	271.6	47:34.402									
24	2	1:52.914	35.041	42.456	35.417	266.2	49:27.316									
25	2	1:52.941	34.991	42.474	35.476	252.6	51:20.257									
26	2	1:53.758	35.687	42.640	35.431	229.1	53:14.015									
27	2	1:53.322	35.579	42.376	35.367	271.6	55:07.337									
28	2	1:53.624	35.120	42.886	35.618	258.0	57:00.961									
29	2	1:53.643	35.274	42.721	35.648	266.9	58:54.604									
30	2	1:54.318	35.563	42.901	35.854	245.2	1:00:48.922									
20		High Class Racing			Oreca 07 - Gibson											
		1.Dennis ANDERSEN		3.Robert KUBICA		LMP2 P/A										
		2.Anders FJORBACH														
1	3	3:42.141	1:27.288	51.933	1:22.920	127.5	3:42.141									
2	3	2:03.276	35.235	41.703	46.338	271.6	5:45.417									
3	3	2:38.865	1:06.133	52.595	40.137	80.1	8:24.282									
4	3	1:52.208	35.209	41.897	35.102	280.7	10:16.490									
5	3	1:59.318	B 35.682	43.448	40.188	271.6	12:15.808									
6	2	4:06.944	2:45.768	44.022	37.154	168.0	16:22.752									
7	2	1:56.459	36.407	43.073	36.979	272.3	18:19.211									
8	2	1:56.801	36.514	43.956	36.331	248.0	20:16.012									
9	2	1:56.246	36.787	43.303	36.156	272.9	22:12.258									
10	2	1:56.395	36.448	43.229	36.718	257.4	24:08.653									
11	2	2:01.459	B 36.424	43.743	41.292	266.2	26:10.112									
12	2	4:39.057	3:14.369	45.415	39.273	169.0	30:49.169									
13	2	1:56.872	36.281	43.663	36.928	249.1	32:46.041									
14	2	1:57.636	36.379	43.793	37.464	262.4	34:43.677									
15	2	1:57.189	36.445	43.959	36.785	263.0	36:40.866									
16	2	1:57.242	36.602	43.726	36.914	270.9	38:38.108									
17	2	1:59.659	37.017	44.238	38.404	240.8	40:37.767									



FIA WEC Bapco 6 Hours of Bahrain Free Practice 3

Sector Analysis

Lap under Red Flag												Invalidated Lap	Personal Best	Session Best	B Crossing the pit lane		
Lap	D	Time	Sector 1	Sector 2	Sector 3	T. Spd	Elapsed	Lap	D	Time	Sector 1	Sector 2	Sector 3	T. Spd	Elapsed		
18	2	2:04.231	B	36.568	44.865	42.798	263.6	42:41.998	21	2	1:55.943	35.942	43.220	36.781	264.3	59:21.594	
19	1	5:00.773		3:22.883	45.605	52.285	170.6	47:42.771	22	2	1:56.067	36.294	43.414	36.359	253.2	1:01:17.661	
20	1	2:01.389		37.669	45.655	38.065	238.2	49:44.160	28 JOTA 1. Sean GELAEEL 2. Stoffel VANDORNE 3. Tom BLOMQUIST Oreca 07 - Gibson LMP2								
21	1	2:01.496		38.050	45.483	37.963	230.1	51:45.656	1	3	2:51.725	1:30.182	44.666	36.877	133.0	2:51.725	
22	1	2:01.570		38.045	45.387	38.138	250.8	53:47.226	2	3	1:51.022	34.798	41.249	34.975	280.7	4:42.747	
23	1	2:09.937	B	38.617	47.035	44.285	220.7	55:57.163	3	3	2:27.828	35.090	1:10.650	42.088	276.4	7:10.575	
24	1	3:01.993		1:38.238	45.913	37.842	175.9	58:59.156	4	3	1:50.696	34.734	41.183	34.779	280.0	9:01.271	
25	1	2:01.616		37.558	45.513	38.545	248.5	1:01:00.772	5	3	1:55.850	B	35.199	41.812	38.839	280.7	10:57.121
21 DragonSpeed USA 1. Henrik HEDMAN 2. Juan Pablo MONTOYA 3. Ben HANLEY Oreca 07 - Gibson LMP2 P/A																	
1	1	2:53.117		1:25.619	47.379	40.119	126.4	2:53.117	6	1	4:48.358	3:25.806	44.482	38.070	173.4	15:45.479	
2	1	2:02.073		38.046	46.281	37.746	237.1	4:55.190	7	1	1:56.392	36.429	43.371	36.592	255.6	17:41.871	
3	1	2:29.064		41.944	1:09.300	37.820	214.2	7:24.254	8	1	1:55.591	36.298	43.171	36.122	246.3	19:37.462	
4	1	2:02.006		38.074	45.848	38.084	227.6	9:26.260	9	1	1:55.092	36.028	42.973	36.091	260.5	21:32.554	
5	1	2:02.096		38.289	45.902	37.905	250.3	11:28.356	10	1	1:55.907	36.681	43.024	36.202	266.9	23:28.461	
6	1	2:02.022		38.137	46.133	37.752	232.0	13:30.378	11	1	1:55.456	36.028	43.107	36.321	260.5	25:23.917	
7	1	2:09.367	B	37.935	46.652	44.780	227.6	15:39.745	12	1	1:56.091	36.455	43.265	36.371	252.0	27:20.008	
8	3	3:40.462		2:18.698	44.961	36.803	170.1	19:20.207	13	1	1:57.108	36.540	43.911	36.657	250.8	29:17.116	
9	3	1:57.452		36.608	44.060	36.784	260.5	21:17.659	14	1	1:55.856	36.328	43.333	36.195	256.2	31:12.972	
10	3	2:05.894	B	38.800	44.810	42.284	275.0	23:23.553	15	1	1:56.451	36.449	43.631	36.371	251.4	33:09.423	
11	3	15:04.496		...	42.496	36.044	164.7	38:28.049	16	1	1:56.322	36.261	43.721	36.340	251.4	35:05.745	
12	3	2:00.314		37.403	45.203	37.708	282.9	40:28.363	17	1	1:59.319	B	36.402	43.429	39.488	253.2	37:05.064
13	3	1:53.708		35.423	42.251	36.034	268.9	42:22.071	18	2	3:18.044	1:58.123	43.541	36.380	168.3	40:23.108	
14	3	1:58.774	B	35.542	42.746	40.486	273.6	44:20.845	19	2	1:56.016	36.218	43.469	36.329	255.6	42:19.124	
15	2	8:41.142		7:20.897	43.557	36.688	161.7	53:01.987	20	2	1:56.486	36.153	43.537	36.796	253.2	44:15.610	
16	2	1:57.471		37.536	43.379	36.556	256.8	54:59.458	21	2	1:56.208	36.663	43.271	36.274	226.7	46:11.818	
17	2	1:55.868		36.119	43.326	36.423	263.6	56:55.326	22	2	1:55.460	35.991	43.268	36.201	255.6	48:07.278	
18	2	1:57.888		36.636	44.633	36.619	271.6	58:53.214	23	2	1:56.865	36.593	43.982	36.290	253.8	50:04.143	
19	2	1:57.283		36.277	43.830	37.176	270.2	1:00:50.497	24	2	1:59.138	B	36.117	43.206	39.815	269.6	52:03.281
22 United Autosports USA 1. Philip HANSON 2. Fabio SCHERER 3. Filipe ALBUQUERQUE Oreca 07 - Gibson LMP2																	
1	3	4:04.792		2:44.307	44.198	36.287	153.1	4:04.792	25	2	2:37.574	1:17.708	43.344	36.522	176.8	54:40.855	
2	3	2:30.272		35.957	44.291	1:10.024	268.2	6:35.064	26	2	1:57.185	36.839	43.742	36.604	266.2	56:38.040	
3	3	1:56.727		37.001	43.912	35.814	246.3	8:31.791	27	2	1:54.590	36.126	42.789	35.675	259.9	58:32.630	
4	3	1:54.759		35.972	42.902	35.885	268.9	10:26.550	28	2	1:54.561	36.027	42.861	35.673	266.9	1:00:27.191	
5	3	1:59.998	B	36.082	43.174	40.742	276.4	12:26.548	29	2	1:57.801	B	36.000	42.907	38.894	264.9	1:02:24.992
6	3	6:43.644		5:22.170	45.198	36.276	174.5	19:10.192	29 Racing Team Nederland 1. Frits VAN EERD 2. Giedo VAN DER GARDE 3. Job VAN UITERT Oreca 07 - Gibson LMP2 P/A								
7	3	1:51.351		34.935	41.643	34.773	277.8	21:01.543	1	2	2:49.389	1:29.232	44.353	35.804	124.6	2:49.389	
8	3	1:51.542		35.032	41.391	35.119	282.9	22:53.085	2	2	1:52.546	35.551	41.539	35.456	285.9	4:41.935	
9	3	1:57.217	B	35.178	41.940	40.099	282.9	24:50.302	3	2	2:33.277	B	35.193	1:10.595	47.489	275.0	7:15.212
10	1	11:11.680		9:53.072	43.011	35.597	173.4	36:01.982	4	2	3:41.362	2:23.086	42.606	35.670	167.0	10:56.574	
11	1	1:53.525		35.698	42.346	35.481	263.6	37:55.507	5	2	1:53.483	35.639	42.371	35.473	270.2	12:50.057	
12	1	1:53.353		35.618	42.194	35.541	271.6	39:48.860	6	2	1:54.032	35.587	42.674	35.771	270.9	14:44.089	
13	1	1:55.321		35.709	43.312	36.300	269.6	41:44.181	7	2	1:54.467	35.618	42.847	36.002	277.1	16:38.556	
14	1	1:53.870		35.699	42.559	35.612	270.9	43:38.051	8	2	1:55.182	36.287	42.958	35.937	272.9	18:33.738	
15	1	1:53.935		35.721	42.591	35.623	270.9	45:31.986	9	2	1:59.214	B	36.008	42.969	40.237	266.2	20:32.952
16	1	1:59.456	B	35.615	42.839	41.002	268.2	47:31.442	10	3	3:13.589	1:54.559	42.914	36.116	176.5	23:46.541	
17	2	4:07.960		2:48.748	42.983	36.229	173.7	51:39.402	11	3	1:54.840	35.948	42.635	36.257	271.6	25:41.381	
18	2	1:55.466		36.275	43.089	36.102	248.0	53:34.868	12	3	1:54.852	36.246	42.701	35.905	264.9	27:36.233	
19	2	1:55.031		36.031	43.079	35.921	256.2	55:29.899	13	3	1:55.822	36.070	43.186	36.566	279.3	29:32.055	
20	2	1:55.752		35.940	43.229	36.583	262.4	57:25.651	14	3	1:55.714	36.114	43.139	36.461	263.6	31:27.769	
									15	3	1:55.098	36.125	43.043	35.930	259.9	33:22.867	
									16	3	2:00.639	B	36.649	43.028	40.962	263.0	35:23.506

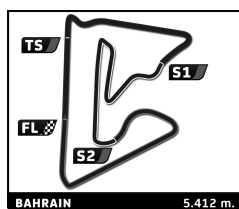


FIA WEC
Bapco 6 Hours of Bahrain
Free Practice 3

Sector Analysis

Lap under Red Flag Invalidated Lap Personal Best Session Best Crossing the pit lane

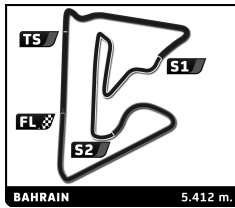
Lap	D	Time	Sector 1	Sector 2	Sector 3	T. Spd	Elapsed	Lap	D	Time	Sector 1	Sector 2	Sector 3	T. Spd	Elapsed		
17	1	3:23.435	2:00.092	44.750	38.593	174.8	38:46.941	12	1	2:00.422	37.654	44.525	38.243	249.1	26:46.873		
18	1	1:58.489	37.419	44.052	37.018	265.6	40:45.430	13	1	2:05.455	B	37.741	45.190	42.524	249.1	28:52.328	
19	1	1:59.537	37.423	44.974	37.140	256.2	42:44.967	14	3	3:50.976	2:20.565	50.106	40.305	161.3	32:43.304		
20	1	1:58.699	37.263	44.058	37.378	255.6	44:43.666	15	3	2:00.778	37.860	44.498	38.420	239.7	34:44.082		
21	1	1:58.687	37.314	44.012	37.361	255.0	46:42.353	16	3	2:00.174	37.733	44.403	38.038	238.7	36:44.256		
22	1	1:59.875	37.776	44.492	37.607	234.5	48:42.228	17	3	2:03.249	37.774	45.791	39.684	240.8	38:47.505		
23	1	1:59.130	37.136	44.717	37.277	261.7	50:41.358	18	3	2:00.680	37.897	44.567	38.216	241.3	40:48.185		
24	1	1:58.592	37.219	44.360	37.013	249.1	52:39.950	19	3	2:00.597	37.786	44.543	38.268	242.4	42:48.782		
25	1	1:59.564	38.297	44.172	37.095	264.9	54:39.514	20	3	2:04.323	B	37.818	44.416	42.089	239.7	44:53.105	
26	1	1:59.011	37.393	44.181	37.437	249.7	56:38.525	21	2	3:56.539	2:33.280	44.768	38.491	161.7	48:49.644		
27	1	2:03.265	B	37.484	44.223	41.558	245.7	58:41.790	22	2	2:00.864	37.728	44.741	38.395	246.3	50:50.508	
31 Team WRT 1. Robin FRUJNS 2. Ferdinand HABSBURG 3. Charles MILESI Oreca 07 - Gibson LMP2								34 Inter Europol Competition 1. Jakub SMIECHOWSKI 2. Renger VAN DER ZANDE 3. Alex BRUNDLE Oreca 07 - Gibson LMP2									
1	3	4:25.179	3:01.501	46.669	37.009	86.9	4:25.179	1	2	2:42.335	1:10.983	49.298	42.054	163.2	2:42.335		
2	3	2:35.362	38.874	1:03.588	52.900	278.6	7:00.541	2	2	1:55.890	36.488	43.419	35.983	237.6	4:38.225		
3	3	1:52.499	35.155	42.097	35.247	270.9	8:53.040	3	2	2:36.237	B	36.775	1:10.582	48.880	232.5	7:14.462	
4	3	1:57.472	B	35.151	42.398	39.923	278.6	10:50.512	4	2	14:06.818	...	43.485	36.589	166.7	21:21.280	
5	3	6:42.560	5:19.507	42.663	40.390	172.0	17:33.072	5	2	1:52.945	35.525	42.460	34.960	270.2	23:14.225		
6	3	1:53.937	35.568	42.654	35.715	273.6	19:27.009	6	2	1:52.061	35.187	41.792	35.082	268.2	25:06.286		
7	3	1:54.769	35.730	43.057	35.982	266.2	21:21.778	7	2	1:57.984	B	35.737	42.146	40.101	276.4	27:04.270	
8	3	2:02.927	B	36.128	43.722	43.077	270.9	23:24.705	8	3	3:19.731	1:57.652	45.350	36.729	176.8	30:24.001	
9	3	2:49.145	1:26.992	44.497	37.656	164.7	26:13.850	9	3	1:54.335	35.706	42.951	35.678	273.6	32:18.336		
10	3	1:56.072	36.249	43.470	36.353	267.6	28:09.922	10	3	1:54.113	35.892	42.641	35.580	271.6	34:12.449		
11	3	1:56.227	36.292	43.504	36.431	265.6	30:06.149	11	3	1:53.860	35.564	42.563	35.733	270.9	36:06.309		
12	3	2:04.019	B	36.718	44.268	43.033	263.6	32:10.168	12	3	1:54.121	35.717	42.780	35.624	245.2	38:00.430	
13	1	3:12.198	1:50.007	45.043	37.148	156.4	35:22.366	13	3	1:53.475	35.638	42.394	35.443	268.2	39:53.905		
14	1	1:55.690	36.121	43.276	36.293	256.2	37:18.056	14	3	1:54.931	35.773	42.873	36.285	271.6	41:48.836		
15	1	1:56.682	36.392	43.931	36.359	256.8	39:14.738	15	3	2:00.784	B	35.899	43.624	41.261	268.9	43:49.620	
16	1	1:56.031	36.054	43.630	36.347	271.6	41:10.769	16	1	4:10.911	2:48.263	45.178	37.470	173.1	48:00.531		
17	1	1:56.133	36.246	43.487	36.400	260.5	43:06.902	17	1	1:58.036	36.902	44.537	36.597	250.8	49:58.567		
18	1	1:56.460	36.547	43.373	36.540	259.9	45:03.362	18	1	1:56.384	36.553	43.427	36.404	257.4	51:54.951		
19	1	2:01.704	B	36.343	44.600	40.761	257.4	47:05.066	19	1	1:56.745	36.552	43.700	36.493	266.2	53:51.696	
20	2	4:09.390	2:47.581	44.510	37.299	175.6	51:14.456	20	1	1:59.383	36.644	44.711	38.028	272.3	55:51.079		
21	2	1:57.522	36.769	43.984	36.769	251.4	53:11.978	21	1	1:58.026	37.329	44.208	36.489	230.6	57:49.105		
22	2	2:04.852	38.462	47.471	38.919	253.2	55:16.830	22	1	1:56.665	36.577	43.617	36.471	272.3	59:45.770		
23	2	1:57.155	36.613	43.594	36.948	255.0	57:13.985	23	1	1:57.690	37.129	44.143	36.418	251.4	1:01:43.460		
24	2	1:57.711	36.659	44.071	36.981	261.7	59:11.696	36 Alpine Elf Matmut 1. André NEGRÃO 2. Nicolas LAPIERRE 3. Matthieu VAXIVIERE Alpine A480 - Gibson HYPERCAR									
25	2	1:57.457	36.718	44.075	36.664	254.4	1:01:09.153	1	1	2:48.085	1:27.813	45.351	34.921	117.0	2:48.085		
1	1	3:14.319	1:40.260	51.760	42.299	157.3	3:14.319	2	1	1:50.166	34.468	41.635	34.063	268.2	4:38.251		
2	1	2:02.922	38.361	45.887	38.674	244.6	5:17.241	3	1	2:26.713	34.416	1:05.885	46.412	280.0	7:04.964		
3	1	2:32.092	1:01.293	52.073	38.726	174.8	7:49.333	4	1	1:50.300	34.318	41.904	34.078	269.6	8:55.264		
4	1	2:02.648	38.667	45.258	38.723	240.8	9:51.981	5	1	1:50.866	34.521	41.663	34.682	270.2	10:46.130		
5	1	2:02.366	38.271	45.395	38.700	245.2	11:54.347	6	1	1:50.985	34.624	41.631	34.730	282.2	12:37.115		
6	1	2:02.401	38.231	45.252	38.918	245.7	13:56.748	7	1	1:50.700	34.510	41.562	34.628	281.5	14:27.815		
7	1	2:06.482	B	38.182	45.368	42.932	243.5	16:03.230	8	1	1:59.149	B	34.520	42.962	41.667	278.6	16:26.964
8	1	2:40.243	1:16.320	45.157	38.766	162.2	18:43.473										
9	1	2:00.735	37.764	44.558	38.413	250.8	20:44.208										
10	1	2:01.616	37.759	44.794	39.063	248.5	22:45.824										
11	1	2:00.627	37.819	44.730	38.078	243.0	24:46.451										



FIA WEC
Bapco 6 Hours of Bahrain
Free Practice 3

Sector Analysis

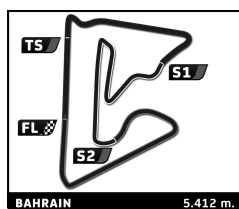
Lap under Red Flag													Invalidated Lap	Personal Best	Session Best	B Crossing the pit lane
Lap	D	Time	Sector 1	Sector 2	Sector 3	T. Spd	Elapsed	Lap	D	Time	Sector 1	Sector 2	Sector 3	T. Spd	Elapsed	
9	3	3:06.923	1:48.561	43.190	35.172	154.8	19:33.887	2	1	2:06.451	37.764	45.513	43.174	260.5	5:34.972	
10	3	1:52.269	35.063	42.219	34.987	266.9	21:26.156	3	1	2:35.818	1:12.948	45.130	37.740	81.0	8:10.790	
11	3	1:53.166	34.868	41.985	36.313	270.9	23:19.322	4	1	1:59.006	36.912	44.617	37.477	246.3	10:09.796	
12	3	1:52.808	35.258	42.653	34.897	268.2	25:12.130	5	1	1:59.517	36.933	45.101	37.483	258.6	12:09.313	
13	3	1:51.729	34.762	41.764	35.203	280.0	27:03.859	6	1	2:00.281	37.300	44.708	38.273	261.7	14:09.594	
14	3	1:51.321	34.722	41.876	34.723	274.3	28:55.180	7	1	1:59.676	37.455	44.653	37.568	255.6	16:09.270	
15	3	1:52.777	34.977	42.785	35.015	277.8	30:47.957	8	1	1:59.323	37.367	44.986	36.970	250.3	18:08.593	
16	3	1:58.751 B	35.177	42.798	40.776	280.0	32:46.708	9	1	1:59.862	37.555	44.907	37.400	253.2	20:08.455	
17	2	6:08.184	4:49.327	42.771	36.086	181.8	38:54.892	10	1	2:05.474 B	37.698	45.138	42.638	249.1	22:13.929	
18	2	1:52.960	35.072	42.326	35.562	261.7	40:47.852	11	1	5:20.007	3:58.971	44.479	36.557	169.8	27:33.936	
19	2	1:52.544	35.073	42.543	34.928	275.7	42:40.396	12	1	1:58.556	37.157	43.983	37.416	261.7	29:32.492	
20	2	1:51.786	34.956	41.946	34.884	279.3	44:32.182	13	1	1:58.764	37.430	44.534	36.800	252.0	31:31.256	
21	2	1:51.267	34.652	41.982	34.633	275.7	46:23.449	14	1	2:04.718	36.844	50.214	37.660	237.6	33:35.974	
22	2	1:55.704 B	34.799	41.734	39.171	263.6	48:19.153	15	1	1:58.794	36.792	44.747	37.255	251.4	35:34.768	
23	2	2:51.672	1:34.487	42.245	34.940	185.2	51:10.825	16	1	1:57.838	36.377	43.911	37.550	272.3	37:32.606	
24	2	1:52.190	35.027	42.094	35.069	285.2	53:03.015	17	1	1:57.445	36.740	44.169	36.536	267.6	39:30.051	
25	2	1:52.978	35.774	42.166	35.038	265.6	54:55.993	18	1	1:57.679	36.699	44.008	36.972	266.9	41:27.730	
26	2	1:53.112	35.212	42.495	35.405	283.7	56:49.105	19	1	1:59.024	36.902	44.725	37.397	268.9	43:26.754	
27	2	1:58.194 B	35.414	42.953	39.827	275.0	58:47.299	20	1	1:57.845	36.856	44.125	36.864	272.9	45:24.599	
28	3	3:04.575	1:47.188	42.201	35.186	186.2	1:01:51.874	21	1	1:58.072	36.698	44.459	36.915	255.6	47:22.671	
38 JOTA Oreca 07 - Gibson LMP2 1. Roberto GONZALEZ 3. Anthony DAVIDSON 2. Antonio Felix DA COSTA																
1	2	2:55.027	1:31.873	44.730	38.424	141.5	2:55.027	22	1	1:57.948	36.998	44.305	36.645	231.5	49:20.619	
2	2	1:56.418	35.420	43.696	37.302	268.9	4:51.445	23	1	1:58.164	36.700	44.491	36.973	255.6	51:18.783	
3	2	2:24.989	35.024	1:11.419	38.546	272.3	7:16.434	24	1	2:01.682	36.963	46.842	37.877	271.6	53:20.465	
4	2	1:51.695	35.008	41.962	34.725	273.6	9:08.129	25	1	2:03.656 B	38.121	44.282	41.253	216.7	55:24.121	
5	2	1:57.304 B	35.216	41.845	40.243	273.6	11:05.433	47 Cetilar Racing Ferrari 488 GTE Evo LMGT E Am 1. Roberto LACORTE 3. Antonio FUOCO 2. Giorgio SERNAGIOTTO								
6	1	5:26.647	4:06.594	43.306	36.747	169.8	16:32.080	1	3	2:58.883	1:32.357	47.221	39.305	119.6	2:58.883	
7	1	1:55.114	36.068	42.941	36.105	255.0	18:27.194	2	3	2:05.884 B	38.389	45.390	42.105	234.0	5:04.767	
8	1	1:56.098	35.940	43.682	36.476	256.8	20:23.292	3	3	4:29.001	3:04.998	44.972	39.031	160.5	9:33.768	
9	1	1:55.349	36.087	43.301	35.961	256.8	22:18.641	4	3	2:01.193	38.135	44.691	38.367	249.1	11:34.961	
10	1	1:55.042	35.930	43.033	36.079	258.0	24:13.683	5	3	2:00.728	37.914	44.638	38.176	255.0	13:35.689	
11	1	1:55.618	35.834	43.513	36.271	259.9	26:09.301	6	3	2:00.451	37.811	44.444	38.196	255.6	15:36.140	
12	1	1:56.681	36.418	43.820	36.443	253.2	28:05.982	7	3	2:06.839 B	38.056	45.832	42.951	255.6	17:42.979	
13	1	2:04.189 B	36.523	44.250	43.416	236.6	30:10.171	8	2	3:48.043	2:23.909	45.427	38.707	139.1	21:31.022	
14	3	3:23.036	2:02.703	43.951	36.382	179.1	33:33.207	9	2	2:02.773	38.561	45.558	38.654	250.3	23:33.795	
15	3	1:57.897	36.626	44.550	36.721	238.7	35:31.104	10	2	2:02.162	38.568	44.942	38.652	252.0	25:35.957	
16	3	1:56.126	36.332	43.320	36.474	247.4	37:27.230	11	2	2:03.667	39.864	45.147	38.656	256.2	27:39.624	
17	3	1:55.325	36.130	43.295	35.900	253.8	39:22.555	12	2	2:07.498 B	39.035	45.393	43.070	250.8	29:47.122	
18	3	1:59.693 B	36.073	43.971	39.649	261.1	41:22.248	13	1	3:17.993	1:52.024	46.304	39.665	159.4	33:05.115	
19	3	5:07.942	3:47.604	43.795	36.543	177.9	46:30.190	14	1	2:04.799	38.659	46.252	39.888	249.7	35:09.914	
20	3	1:55.972	36.129	43.414	36.429	244.6	48:26.162	15	1	2:04.488	38.713	46.067	39.708	252.6	37:14.402	
21	3	1:54.676	35.841	42.903	35.932	260.5	50:20.838	16	1	2:05.359	38.791	46.655	39.913	252.0	39:19.761	
22	3	1:59.225 B	36.257	43.379	39.589	252.0	52:20.063	17	1	2:04.631	38.791	46.314	39.526	253.2	41:24.392	
23	2	3:43.207	2:23.587	43.276	36.344	170.1	56:03.270	18	1	2:04.792	39.022	46.144	39.626	253.8	43:29.184	
24	2	1:56.049	36.450	43.379	36.220	255.6	57:59.319	19	1	2:04.228	38.779	46.056	39.393	250.8	45:33.412	
25	2	1:56.100	36.417	43.393	36.290	251.4	59:55.419	20	1	2:08.694 B	38.708	45.839	44.147	252.0	47:42.106	
26	2	1:55.578	36.228	43.085	36.265	259.9	1:01:50.997	21	1	3:17.480	1:49.239	49.221	39.020	160.5	50:59.586	
44 ARC Bratislava Oreca 07 - Gibson LMP2 P/A 1. Miroslav KONOPKA 3. Kush MAINI 2. Oliver WEBB																
1	1	3:28.521	2:02.454	47.383	38.684	149.7	3:28.521	22	1	2:01.645	38.166	44.889	38.590	253.2	53:01.231	
23 1 2:03.720 39.460 45.303 38.957 255.0 55:04.951																
24 1 2:02.263 38.339 45.166 38.758 253.8 57:07.214																
25 1 2:02.421 38.291 45.121 39.009 255.0 59:09.635																
26 1 2:03.039 38.313 45.850 38.876 253.8 1:01:12.674																



FIA WEC
Bapco 6 Hours of Bahrain
Free Practice 3

Sector Analysis

Lap under Red Flag							Invalidated Lap		Personal Best		Session Best		B Crossing the pit lane		
Lap	D	Time	Sector 1	Sector 2	Sector 3	T. Spd	Elapsed	Lap	D	Time	Sector 1	Sector 2	Sector 3	T. Spd	Elapsed
51 AF Corse 1. Alessandro PIER GUIDI 2. James CALADO							Ferrari 488 GTE Evo LMGTE Pro								
1	1	3:02.330	1:34.870	46.541	40.919	141.1	3:02.330	23	1	2:01.056	37.929	44.751	38.376	253.2	50:57.956
2	1	2:05.339	B 37.786	44.883	42.670	251.4	5:07.669	24	1	2:01.025	37.851	44.698	38.476	253.2	52:58.981
3	1	6:24.846	4:53.682	49.003	42.161	127.3	11:32.515	25	1	2:01.334	37.900	44.755	38.679	253.8	55:00.315
4	1	1:58.399	37.223	43.598	37.578	255.0	13:30.914	26	1	2:01.060	37.917	44.623	38.520	255.0	57:01.375
5	1	2:17.262	39.909	57.163	40.190	256.8	15:48.176	27	1	2:01.053	37.947	44.675	38.431	253.8	59:02.428
6	1	2:04.817	38.126	44.709	41.982	256.8	17:52.993	28	1	2:01.210	37.982	44.745	38.483	254.4	1:01:03.638
7	1	1:59.440	37.471	43.831	38.138	257.4	19:52.433								
8	1	2:03.780	B 37.799	43.997	41.984	257.4	21:56.213								
9	2	6:07.518	4:41.902	46.256	39.360	158.7	28:03.731								
10	2	2:01.021	38.033	44.510	38.478	253.2	30:04.752								
11	2	2:00.756	37.854	44.512	38.390	254.4	32:05.508								
12	2	1:59.723	37.672	44.130	37.921	253.8	34:05.231								
13	2	1:59.953	37.746	44.153	38.054	254.4	36:05.184								
14	2	2:00.185	37.721	44.228	38.236	250.8	38:05.369								
15	2	2:00.030	37.684	44.341	38.005	254.4	40:05.399								
16	2	1:59.899	37.584	44.291	38.024	253.8	42:05.298								
17	2	2:00.210	37.719	44.382	38.109	252.0	44:05.508								
18	2	2:00.278	37.636	44.433	38.209	253.2	46:05.786								
19	2	2:00.195	37.756	44.433	38.006	248.0	48:05.981								
20	2	2:00.514	37.676	44.567	38.271	249.1	50:06.495								
21	2	2:00.106	37.659	44.427	38.020	249.7	52:06.601								
22	2	2:06.486	B 39.087	45.386	42.013	241.3	54:13.087								
23	1	3:23.545	2:00.146	44.975	38.424	162.9	57:36.632								
24	1	2:00.395	37.726	44.465	38.204	253.8	59:37.027								
25	1	2:00.502	37.787	44.572	38.143	253.2	1:01:37.529								
52 AF Corse 1. Daniel SERRA 2. Miguel MOLINA							Ferrari 488 GTE Evo LMGTE Pro								
1	2	3:06.619	1:40.569	47.440	38.610	138.2	3:06.619								
2	2	2:01.555	37.995	45.252	38.308	250.3	5:08.174								
3	2	2:30.147	54.799	57.549	37.799	239.2	7:38.321								
4	2	1:59.344	37.463	44.176	37.705	250.8	9:37.665								
5	2	1:59.229	37.563	43.978	37.688	253.2	11:36.894								
6	2	1:59.494	37.365	44.335	37.794	257.4	13:36.388								
7	2	2:00.204	37.571	44.641	37.992	256.2	15:36.592								
8	2	2:00.787	38.392	44.452	37.943	236.1	17:37.379								
9	2	2:05.363	B 37.598	44.987	42.778	253.2	19:42.742								
10	2	3:01.720	1:34.350	46.896	40.474	157.0	22:44.462								
11	2	1:58.659	37.346	43.784	37.529	256.2	24:43.121								
12	2	1:58.673	37.116	43.809	37.748	256.2	26:41.794								
13	2	1:58.836	37.545	43.737	37.554	249.7	28:40.630								
14	2	2:02.776	B 37.397	44.019	41.360	255.0	30:43.406								
15	2	2:55.568	1:32.902	44.481	38.185	160.5	33:38.974								
16	2	2:00.324	37.642	44.567	38.115	254.4	35:39.298								
17	2	2:00.477	37.716	44.578	38.183	254.4	37:39.775								
18	2	2:00.793	37.650	45.037	38.106	255.6	39:40.568								
19	2	2:00.275	37.716	44.433	38.126	253.2	41:40.843								
20	2	2:04.512	B 37.782	44.514	42.216	254.4	43:45.355								
21	1	3:09.955	1:46.385	44.863	38.707	160.3	46:55.310								
22	1	2:01.590	38.034	45.109	38.447	247.4	48:56.900								
54 AF Corse 1. Thomas FLOHR 2. Francesco CASTELLACCI							Ferrari 488 GTE Evo LMGTE Am								
1	2	3:04.499	1:36.746	47.337	40.416	127.8	3:04.499								
2	2	2:06.313	39.207	47.551	39.555	223.4	5:10.812								
3	2	2:31.437	58.019	54.769	38.649	212.1	7:42.249								
4	2	2:03.661	38.725	45.757	39.179	244.6	9:45.910								
5	2	2:02.558	38.337	45.212	39.009	246.3	11:48.468								
6	2	2:08.089	B 38.529	45.547	44.013	243.0	13:56.557								
7	2	3:52.790	2:21.320	47.268	44.202	155.9	17:49.347								
8	2	2:00.024	37.831	44.263	37.930	249.7	19:49.371								
9	2	2:00.176	37.646	44.469	38.061	252.0	21:49.547								
10	2	2:03.506	38.518	46.265	38.723	254.4	23:53.053								
11	2	2:00.676	37.878	44.418	38.380	253.8	25:53.729								
12	2	2:01.176	38.139	44.599	38.438	252.0	27:54.905								
13	2	2:06.188	B 38.189	45.172	42.827	249.7	30:01.093								
14	1	3:55.888	2:29.028	46.531	40.329	157.0	33:56.981								
15	1	2:03.987	38.609	46.037	39.341	247.4	36:00.968								
16	1	2:03.999	38.878	46.001	39.120	236.6	38:04.967								
17	1	2:03.438	39.273	45.316	38.849	223.9	40:08.405								
18	1	2:02.608	38.227	45.516	38.865	250.8	42:11.013								
19	1	2:02.799	38.423	45.582	38.794	249.7	44:13.812								
20	1	2:09.715	B 39.686	46.176	43.853	246.3	46:23.527								
21	1	3:08.965	1:41.229	47.209	40.527	157.7	49:32.492								
22	1	2:02.211	38.532	45.157	38.522	252.6	51:34.703								
23	1	2:01.584	38.120	44.905	38.559	248.0	53:36.287								
24	1	2:01.242	37.989	44.674	38.579	248.5	55:37.529								
25	1	2:05.846	B 38.160	44.994	42.692	241.9	57:43.375								
26	1	3:12.395	1:49.089	44.986	38.320	150.1	1:00:55.770								
56 Team Project 1 1. Egidio PERFETTI 2. Matteo CAIROLI							Porsche 911 RSR - 19 LMGTE Am								
1	1	3:15.843	1:40.217	55.851	39.775	135.1	3:15.843								
2	1	2:13.597	B 38.575	45.620	49.402	225.3	5:29.440								
3	1	3:05.696	1:43.507	44.230	37.959	160.8	8:35.136								
4	1	2:00.406	37.727	44.453	38.226	247.4	10:35.542								
5	1	2:02.901	37.925	45.858	39.118	247.4	12:38.443								
6	1	2:00.675	37.851	44.470	38.354	258.0	14:39.118								
7	1	2:08.079	B 39.308	44.953	43.818	208.4	16:47.197								
8	1	3:25.228	2:00.590	45.641	38.997	132.1	20:12.425								
9	1	2:13.688	47.446	47.254	38.988	244.6	22:26.113								
10	1	2:08.762	B 38.793	45.764	44.205	247.4	24:34.875								
11	2	4:31.298	3:07.827	45.019	38.452	162.0	29:06.173								
12	2	2:03.950	B 37.896	44.690	41.364	256.2	31:10.123								
13	2	3:19.094	1:55.108	44.510	39.476	162.0	34:29.217								
14	2	2:00.278	37.569	44.293	38.416	256.8	36:29.495								
15	2	2:03.313	B 37.685	44.330	41.298	257.4	38:32.808								



FIA WEC

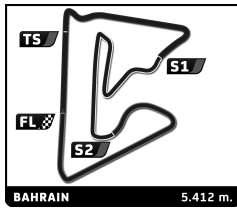
Bapco 6 Hours of Bahrain

Free Practice 3

Sector Analysis

Lap under Red Flag											Invalidated Lap	Personal Best	Session Best	B Crossing the pit lane	
Lap	D	Time	Sector 1	Sector 2	Sector 3	T. Spd	Elapsed	Lap	D	Time	Sector 1	Sector 2	Sector 3	T. Spd	Elapsed
9	2	1:59.659	37.396	44.375	37.888	256.2	21:40.982	4	2	2:08.586	38.827	45.394	44.365	252.0	9:31.755
10	2	1:59.502	37.531	44.071	37.900	256.8	23:40.484	5	2	2:43.805	1:21.095	44.589	38.121	160.8	12:15.560
11	2	2:00.329	37.572	44.550	38.207	256.2	25:40.813	6	2	1:59.858	37.739	44.233	37.886	256.2	14:15.418
12	2	2:00.952	38.181	44.511	38.260	248.0	27:41.765	7	2	2:00.987	37.851	44.947	38.189	253.8	16:16.405
13	2	2:06.123	37.883	44.979	43.261	255.6	29:47.888	8	2	2:00.633	37.783	44.755	38.095	255.0	18:17.038
14	2	3:07.043	1:44.046	44.744	38.253	159.1	32:54.931	9	2	2:06.788	38.143	45.286	43.359	249.7	20:23.826
15	2	2:00.486	37.764	44.503	38.219	255.0	34:55.417	10	3	4:54.511	3:27.690	47.487	39.334	152.4	25:18.337
16	2	2:00.527	37.724	44.518	38.285	255.6	36:55.944	11	3	2:02.684	38.195	45.464	39.025	252.0	27:21.021
17	2	2:01.351	37.928	44.694	38.729	256.8	38:57.295	12	3	2:03.435	39.222	45.412	38.801	255.0	29:24.456
18	2	2:05.086	37.833	44.530	42.723	255.0	41:02.381	13	3	2:02.767	38.371	45.572	38.824	254.4	31:27.223
19	3	3:26.412	2:01.131	45.395	39.886	159.4	44:28.793	14	3	2:03.088	38.518	45.336	39.234	250.3	33:30.311
20	3	2:01.453	37.995	45.014	38.444	255.0	46:30.246	15	3	2:05.492	39.262	46.609	39.621	245.2	35:35.803
21	3	2:01.124	37.776	44.911	38.437	255.6	48:31.370	16	3	2:02.583	38.337	45.344	38.902	253.2	37:38.386
22	3	2:00.936	37.733	44.662	38.541	256.8	50:32.306	17	3	2:03.426	38.293	46.383	38.750	252.6	39:41.812
23	3	2:05.695	37.985	44.912	42.798	256.8	52:38.001	18	3	2:07.783	38.353	45.650	43.780	255.0	41:49.595
24	3	4:33.307	3:08.307	46.022	38.978	159.8	57:11.308	19	1	3:29.153	2:03.413	46.659	39.081	153.1	45:18.748
25	3	2:01.367	38.090	44.785	38.492	255.0	59:12.675	20	1	2:02.833	38.618	45.458	38.757	249.7	47:21.581
26	3	2:01.337	37.811	45.082	38.444	256.8	1:01:14.012	21	1	2:03.682	38.834	45.240	39.608	250.8	49:25.263
83 AF Corse Ferrari 488 GTE Evo															
1. François PERRODO LMGTE Am															
2. Nicklas NIELSEN 3. Alessio ROVERA															
1	1	2:56.305	1:26.605	47.954	41.746	129.8	2:56.305	22	1	2:02.687	38.362	45.465	38.860	254.4	51:27.950
2	1	2:13.783	39.345	47.949	46.489	248.5	5:10.088	23	1	2:02.763	38.193	45.631	38.939	253.8	53:30.713
3	1	4:08.964	2:45.905	44.638	38.421	156.8	9:19.052	24	1	2:02.880	38.360	45.771	38.749	250.3	55:33.593
4	1	2:00.540	37.614	44.427	38.499	252.6	11:19.592	25	1	2:07.034	38.231	46.286	42.517	252.0	57:40.627
5	1	2:01.001	38.820	44.589	38.592	253.2	13:20.593	26	1	2:03.264	38.435	45.879	38.950	249.1	59:43.891
6	1	2:02.419	38.546	45.105	38.768	254.4	15:23.012	27	1	2:04.012	38.535	46.597	38.880	249.7	1:01:47.903
7	1	2:01.311	38.153	44.748	38.410	250.8	17:24.323	86 GR Racing Porsche 911 RSR - 19							
8	1	2:04.623	38.023	44.572	42.028	253.8	19:28.946	1. Michael WAINWRIGHT LMGTE Am							
9	2	3:16.619	1:44.857	52.038	39.724	124.1	22:45.565	2. Benjamin BARKER 3. Tom GAMBLE							
10	2	2:04.786	39.573	46.691	38.522	224.8	24:50.351	1	1	3:05.842	1:39.544	47.515	38.783	135.1	3:05.842
11	2	2:00.573	37.825	44.561	38.187	255.0	26:50.924	2	1	2:02.525	38.289	45.509	38.727	239.7	5:08.367
12	2	2:00.774	37.904	44.531	38.339	255.6	28:51.698	3	1	2:37.390	57.068	59.223	41.099	204.8	7:45.757
13	2	2:05.224	37.940	45.066	42.218	254.4	30:56.922	4	1	2:01.981	38.248	45.017	38.716	250.3	9:47.738
14	3	3:53.757	2:28.160	46.496	39.101	109.1	34:50.679	5	1	2:01.729	38.049	45.013	38.667	254.4	11:49.467
15	3	2:03.218	38.596	45.158	39.464	253.8	36:53.897	6	1	2:08.805	38.452	46.071	44.282	246.8	13:58.272
16	3	2:01.327	38.013	44.981	38.333	254.4	38:55.224	7	1	2:55.562	1:31.477	45.312	38.773	159.4	16:53.834
17	3	2:01.219	38.051	44.718	38.450	255.6	40:56.443	8	1	2:01.252	38.117	44.542	38.593	249.7	18:55.086
18	3	2:06.480	37.952	44.817	43.711	254.4	43:02.923	9	1	2:01.657	38.329	44.993	38.335	255.0	20:56.743
19	1	3:56.507	2:31.489	44.718	40.300	159.4	46:59.430	10	1	2:02.577	38.040	45.657	38.880	252.0	22:59.320
20	1	2:00.795	37.848	44.704	38.243	254.4	49:00.225	11	1	2:01.220	37.910	44.811	38.499	257.4	25:00.540
21	1	2:00.883	37.923	44.522	38.438	255.0	51:01.108	12	1	2:08.409	38.735	46.109	43.565	251.4	27:08.949
22	1	2:01.142	38.005	44.544	38.593	246.8	53:02.250	13	2	4:20.947	2:56.579	45.127	39.241	158.7	31:29.896
23	1	2:07.387	38.805	46.342	42.240	232.5	55:09.637	14	2	2:00.801	37.768	44.755	38.278	253.8	33:30.697
24	2	3:05.821	1:43.113	44.576	38.132	157.0	58:15.458	15	2	2:01.169	37.951	44.686	38.532	250.8	35:31.866
25	2	2:00.056	37.665	44.317	38.074	254.4	1:00:15.514	16	2	2:00.871	37.763	44.748	38.360	255.0	37:32.737
26	2	1:59.987	37.674	44.143	38.170	254.4	1:02:15.501	17	2	2:00.977	37.922	44.760	38.295	253.2	39:33.714
85 Iron Lynx Ferrari 488 GTE Evo															
1. Rahel FREY LMGTE Am															
2. Sarah BOVY 3. Katherine LEGGE															
1	2	2:48.488	1:23.974	45.648	38.866	132.0	2:48.488	18	2	2:01.595	38.226	45.081	38.288	256.2	41:35.309
2	2	2:04.154	39.191	45.215	39.748	247.4	4:52.642	19	2	2:05.448	37.979	45.129	42.340	253.2	43:40.757
3	2	2:30.527	38.531	1:13.244	38.752	250.3	7:23.169	20	3	4:46.261	3:21.870	45.387	39.004	158.9	48:27.018
21 3 2:02.461 38.148 45.363 38.950 250.8 50:29.479															
22 3 2:05.109 38.174 48.120 38.815 252.6 52:34.588															
23 3 2:07.240 38.199 45.176 43.865 250.8 54:41.828															
24 3 2:40.181 1:16.758 44.952 38.471 144.3 57:22.009															
25 3 2:01.178 37.856 44.559 38.763 253.2 59:23.187															
26 3 2:00.931 37.786 44.343 38.802 253.8 1:01:24.118															

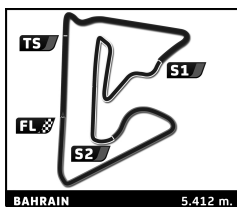




FIA WEC
Bapco 6 Hours of Bahrain
Free Practice 3

Sector Analysis

Lap under Red Flag											Invalidated Lap	Personal Best	Session Best	B Crossing the pit lane	
Lap	D	Time	Sector 1	Sector 2	Sector 3	T. Spd	Elapsed	Lap	D	Time	Sector 1	Sector 2	Sector 3	T. Spd	Elapsed
88 Dempsey - Proton Racing							Porsche 911 RSR - 19								
			1.Khaled AL QUBAIS		3.Julien ANDLAUER		LMGTE Am								
			2.Adrien DE LEENER												
1	1	3:10.260	1:39.921	50.040	40.299	142.6	3:10.260	24	1	2:00.695	37.743	44.847	38.105	256.2	50:40.463
2	1	2:04.557	38.809	45.174	40.574	240.3	5:14.817	25	1	2:01.139	37.863	44.945	38.331	255.6	52:41.602
3	1	2:32.625	1:00.995	52.751	38.879	243.5	7:47.442	26	1	2:01.159	37.825	44.715	38.619	257.4	54:42.761
4	1	2:04.438	40.335	45.043	39.060	258.0	9:51.880	27	1	2:02.957	38.107	46.298	38.552	252.0	56:45.718
5	1	2:07.933	B 39.017	45.396	43.520	246.8	11:59.813	28	1	2:01.492	37.836	45.232	38.424	255.6	58:47.210
6	1	2:48.400	1:23.739	45.749	38.912	159.1	14:48.213	29	1	2:01.302	38.004	45.023	38.275	258.0	1:00:48.512
7	1	2:00.588	38.032	44.230	38.326	253.2	16:48.801								
8	1	2:00.287	37.674	44.392	38.221	256.8	18:49.088								
9	1	2:00.262	37.730	44.292	38.240	255.6	20:49.350								
10	1	2:06.576	B 38.210	45.364	43.002	257.4	22:55.926								
11	3	3:39.500	2:16.294	44.899	38.307	155.2	26:35.426								
12	3	2:00.150	37.804	44.345	38.001	258.0	28:35.576								
13	3	2:00.060	37.615	44.418	38.027	256.8	30:35.636								
14	3	2:04.145	B 37.897	44.605	41.643	258.0	32:39.781								
15	3	8:19.679	6:56.581	44.702	38.396	137.0	40:59.460								
16	3	2:01.390	37.973	44.680	38.737	255.0	43:00.850								
17	3	2:01.001	37.783	44.693	38.525	256.8	45:01.851								
18	3	2:04.571	B 37.694	44.475	42.402	256.8	47:06.422								
19	2	3:28.813	2:04.226	45.717	38.870	129.2	50:35.235								
20	2	2:03.133	38.416	45.650	39.067	246.3	52:38.368								
21	2	2:03.587	38.289	46.038	39.260	248.5	54:41.955								
22	2	2:03.574	38.302	46.311	38.961	253.2	56:45.529								
23	2	2:03.525	38.702	46.139	38.684	243.0	58:49.054								
24	2	2:02.700	38.187	45.356	39.157	247.4	1:00:51.754								
91 Porsche GT Team							Porsche 911 RSR - 19								
			1.Gianmaria BRUNI		2.Richard LIETZ		LMGTE Pro								
1	1	3:25.696	B 1:58.259	45.421	42.016	155.5	3:25.696	24	2	2:00.695	37.743	44.847	38.105	256.2	50:40.463
2	1	3:14.114	1:20.160	44.595	1:09.359	157.3	6:39.810	25	2	2:01.139	37.863	44.945	38.331	255.6	52:41.602
3	1	1:58.877	37.821	43.931	37.125	238.7	8:38.687	26	2	2:01.159	37.825	44.715	38.619	257.4	54:42.761
4	1	1:59.127	37.698	43.870	37.559	258.0	10:37.814	27	2	2:02.957	38.107	46.298	38.552	252.0	56:45.718
5	1	1:58.870	37.369	44.038	37.463	255.0	12:36.684	28	2	2:01.492	37.836	45.232	38.424	255.6	58:47.210
6	1	1:59.069	37.364	44.296	37.409	253.8	14:35.753	29	2	2:01.302	38.004	45.023	38.275	258.0	1:00:48.512
7	1	1:59.320	37.461	44.297	37.562	256.2	16:35.073								
8	1	1:59.373	37.496	44.209	37.668	254.4	18:34.446								
9	1	1:59.629	37.561	44.264	37.804	258.0	20:34.075								
10	1	1:59.618	37.710	44.353	37.555	258.0	22:33.693								
11	1	1:59.505	37.550	44.217	37.738	256.2	24:33.198								
12	1	2:00.356	37.675	44.739	37.942	258.0	26:33.554								
13	1	2:00.604	37.882	44.751	37.971	246.8	28:34.158								
14	1	2:00.191	37.930	44.508	37.753	258.6	30:34.349								
15	1	2:00.078	37.742	44.496	37.840	259.2	32:34.427								
16	1	2:00.000	37.692	44.375	37.933	258.0	34:34.427								
17	1	2:00.258	37.810	44.594	37.854	254.4	36:34.685								
18	1	2:00.557	38.154	44.482	37.921	259.9	38:35.242								
19	1	2:00.631	37.770	44.568	38.293	258.0	40:35.873								
20	1	2:00.659	37.818	44.651	38.190	257.4	42:36.532								
21	1	2:01.136	37.901	44.994	38.241	253.2	44:37.668								
22	1	2:01.353	37.710	45.412	38.231	252.6	46:39.021								
23	1	2:00.747	37.813	44.799	38.135	259.2	48:39.768								
92 Porsche GT Team							Porsche 911 RSR - 19								
			1. Kevin ESTRE		2. Neal JANI		LMGTE Pro								
1	2	4:10.697	2:47.971	45.302	37.424	158.2	4:10.697	24	2	2:00.695	37.743	44.847	38.105	256.2	50:40.463
2	2	2:34.353	37.166	43.816	1:13.371	253.2	6:45.050	25	2	2:01.139	37.863	44.945	38.331	255.6	52:41.602
3	2	1:58.230	37.332	43.690	37.208	254.4	8:43.280	26	2	2:01.159	37.825	44.715	38.619	257.4	54:42.761
4	2	1:58.763	37.368	43.958	37.437	252.6	10:42.043	27	2	2:02.957	38.107	46.298	38.552	252.0	56:45.718
5	2	1:58.998	37.484	43.870	37.644	251.4	12:41.041	28	2	2:01.492	37.836	45.232	38.424	255.6	58:47.210
6	2	1:58.685	37.385	43.806	37.494	253.2	14:39.726	29	2	2:01.302	38.004	45.023	38.275	258.0	1:00:48.512
7	2	1:58.921	37.301	44.037	37.583	252.0	16:38.647								
8	2	1:59.244	37.501	44.033	37.710	252.6	18:37.891								
9	2	1:59.256	37.571	43.870	37.815	256.2	20:37.147								
10	2	2:00.045	37.565	44.676	37.804	255.6	22:37.192								
11	2	1:59.714	37.504	44.107	38.103	253.8	24:36.906								
12	2	1:59.967	37.568	44.388	38.011	255.6	26:36.873								
13	2	2:00.233	37.874	44.429	37.930	255.0	28:37.106								
14	2	2:00.007	37.592	44.553	37.862	251.4	30:37.113								
15	2	2:00.117	37.663	44.544	37.910	249.7	32:37.230								
16	2	2:00.307	37.651	44.515	38.141	255.0	34:37.537								
17	2	1:59.780	37.559	44.384	37.837	253.8	36:37.317								
18	2	2:00.293	37.682	44.446	38.165	249.1	38:37.610								
19	2	2:01.354	38.327	44.869	38.158	244.1	40:38.964								
20	2	2:00.767	37.656	44.906	38.205	250.3	42:39.731								
21	2	2:01.070	37.990	44.777	38.303	248.5	44:40.801								
22	2	2:00.629	37.674	44.687	38.268	252.6	46:41.430								
23	2	2:01.023	37.647	44.690	38.686	252.0	48:42.453								
24	2	2:00.527	37.651	44.767	38.109	253.2	50:42.980								
25	2	2:04.751	B 37.812	44.634	42.305	255.0	52:47.731								
26	2	3:02.447	1:39.495	44.773	38.179	162.0	55:50.178								
27	2	2:00.852	37.753	44.944	38.155	249.1	57:51.030								
28	2	2:00.642	37.795	44.725	38.122	254.4	59:51.672								
29	2	2:00.353	37.730	44.513	38.110	252.6	1:01:52.025								
98 Aston Martin Racing							Aston Martin Vantage AMR								
			1. Paul DALLA LANA		3. Marcos GOMES		LMGTE Am								
			2. Augusto FARFUS												
1	3	3:07.052	1:29.649	53.378	44.025	109.6	3:07.052	24	2	2:00.695	37.743	44.847	38.105	256.2	50:40.463
2	3	2:18.318	44.291	51.233	42.794	176.5	5:25.370	25	2	2:01.139	37.863	44.945	38.331	255.6	52:41.602
3	3	2:37.295	1:12.138	45.870	39.287	79.9	8:02.665	26	2	2:01.159	37.825	44.715	38.619	257.4	54:42.761
4	3	2:00.995	38.051	44.765	38.179	240.8	10:03.660	27	2	2:02.957	38.107	46.298	38.552	252.0	56:45.718
5	3	2:00.236	37.828	44.425	37.983	245.7	12:03.896	28	2	2:01.492	37.836	45.232	38.424	255.6	58:47.210
6	3	2:04.091	B 37.599	44.255	42.237	253.8	14:07.987	29	2	2:01.302	38.004	45.023	38.275	258.0	1:00:48.512
7	1	7:54.017	6:27.928	46.305	39.784	103.6	22:02.004								
8	1	2:03.779	38.587	45.778	39.414	238.7	24:05.783								
9	1	2:02.429	38.256	45.401	38.772	245.7	26:08.212								
10	1	2:02.685	38.401	45.557	38.727	249.1	28:10.897								
11	1	2:02.659	38.230	45.627	38.802	248.0	30:13.556								
12	1	2:02.465	38.307	45.181	38.977	254.4	32:16.021								



FIA WEC
Bapco 6 Hours of Bahrain
Free Practice 3

Sector Analysis

Lap under Red Flag Invalidated Lap Personal Best Session Best B Crossing the pit lane

Lap	D	Time	Sector 1	Sector 2	Sector 3	T. Spd	Elapsed	Lap	D	Time	Sector 1	Sector 2	Sector 3	T. Spd	Elapsed
13	1	2:07.660	B	38.821	45.574	43.265	253.2	34:23.681							
14	1	3:21.970		1:56.525	46.010	39.435	159.4	37:45.651							
15	1	2:01.270		38.131	44.685	38.454	252.0	39:46.921							
16	1	2:01.083		38.354	44.732	37.997	252.6	41:48.004							
17	1	2:01.460		38.229	44.875	38.356	252.6	43:49.464							
18	1	2:01.101		38.099	44.741	38.261	255.0	45:50.565							
19	1	2:00.904		37.835	44.775	38.294	255.0	47:51.469							
20	1	2:06.588	B	38.273	45.527	42.788	245.2	49:58.057							
21	3	3:44.430		2:12.383	51.362	40.685	118.7	53:42.487							
22	3	2:01.388		38.204	45.073	38.111	241.9	55:43.875							
23	3	2:00.805		37.861	44.734	38.210	248.5	57:44.680							
24	3	2:00.631		37.760	44.544	38.327	251.4	59:45.311							
25	3	2:02.956		38.803	45.360	38.793	235.1	1:01:48.267							

777	D'Station Racing			Aston Martin Vantage AMR		
	1. Satoshi HOSHINO	3. Andrew WATSON	LMGTE Am			
	2. Tomonobu FUJII					

1	1	3:24.729		1:59.881	46.477	38.371	159.8	3:24.729							
2	1	2:05.008		37.952	45.370	41.686	233.5	5:29.737							
3	1	2:36.587		1:12.889	45.772	37.926	80.0	8:06.324							
4	1	2:00.446		37.556	44.938	37.952	250.8	10:06.770							
5	1	2:00.404		37.540	44.901	37.963	252.6	12:07.174							
6	1	2:00.224		37.407	44.564	38.253	252.6	14:07.398							
7	1	2:07.018	B	38.062	44.932	44.024	246.3	16:14.416							
8	3	4:23.672		2:55.467	47.714	40.491	160.3	20:38.088							
9	3	2:01.685		38.265	44.692	38.728	252.0	22:39.773							
10	3	2:00.788		37.819	44.370	38.599	254.4	24:40.561							
11	3	2:00.897		37.719	44.642	38.536	252.6	26:41.458							
12	3	2:01.787		38.318	45.224	38.245	249.7	28:43.245							
13	3	2:02.051		37.791	45.919	38.341	252.0	30:45.296							
14	3	2:07.541	B	37.901	45.337	44.303	249.1	32:52.837							
15	3	3:57.075		2:33.378	45.218	38.479	161.7	36:49.912							
16	3	2:01.151		37.849	44.821	38.481	250.3	38:51.063							
17	3	2:00.967		37.823	44.653	38.491	253.2	40:52.030							
18	3	2:00.889		37.788	44.799	38.302	251.4	42:52.919							
19	3	2:06.057	B	38.129	45.268	42.660	249.1	44:58.976							
20	2	4:02.541		2:36.481	47.320	38.740	160.5	49:01.517							
21	2	2:04.673		39.576	45.705	39.392	256.2	51:06.190							
22	2	2:02.552		38.378	45.331	38.843	245.2	53:08.742							
23	2	2:16.372		52.099	45.392	38.881	244.1	55:25.114							
24	2	2:02.177		38.019	45.200	38.958	248.5	57:27.291							
25	2	2:02.896		38.168	45.741	38.987	251.4	59:30.187							
26	2	2:02.356		38.076	45.468	38.812	249.1	1:01:32.543							