FIA WORLD ENDURANCE CHAMPIONSHIP

24h LE MANS

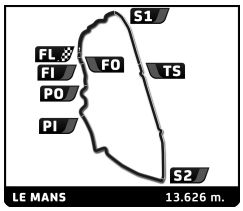

FIA WEC
93º Edition des 24 Heures du Mans
Warm Up

Sector Analysis

Lap under Red Flag | ~~Invalidated Lap~~ | Personal Best | Session Best | **B** Crossing the pit lane

4 — Porsche Penske Motorsport — Porsche 963 HYPERCAR H
1.Felipe NASR 2.Nick TANDY 3.Pascal WEHRLEIN

Lap	D	Time	Sector 1	Sector 2	Sector 3	T. Spd	Elapsed
1	1	5:21.564 B	1:24.877	1:27.249	2:29.438	255.1	5:21.564
2	1	4:39.390 B	1:35.299	1:20.704	1:43.387	323.9	10:00.954
3	2	4:58.317 B	1:37.348	1:27.169	1:53.800	313.6	14:59.271

5 — Porsche Penske Motorsport — Porsche 963 HYPERCAR H
1.Julien ANDLAUER 2.Michael CHRISTENSEN 3.Mathieu JAMINET

Lap	D	Time	Sector 1	Sector 2	Sector 3	T. Spd	Elapsed
1	1	6:21.373	1:38.134	1:29.342	3:13.897	217.7	6:21.373
2	1	3:31.694	34.882	1:20.813	1:35.999	331.8	9:53.067
3	1	3:31.431	33.045	1:20.652	1:37.734	325.8	13:24.498
4	1	3:32.168	33.022	1:19.958	1:39.188	338.1	16:56.666

6 — Porsche Penske Motorsport — Porsche 963 HYPERCAR H
1.Kévin ESTRE 2.Laurens VANTHOOR 3.Matt CAMPBELL

Lap	D	Time	Sector 1	Sector 2	Sector 3	T. Spd	Elapsed
1	2	5:28.354	1:24.586	1:29.136	2:34.632	221.2	5:28.354
2	2	3:56.727	58.744	1:20.354	1:37.629	331.8	9:25.081
3	2	~~3:35.054~~ B	33.290	~~1:20.095~~	1:41.669	336.0	13:00.135
4	2	4:53.857 B	1:27.267	1:32.597	1:53.993	252.2	17:53.992

007 — Aston Martin Thor Team — Aston Martin Valkyrie HYPERCAR
1.Harry TINCKNELL 2.Tom GAMBLE 3.Ross GUNN

Lap	D	Time	Sector 1	Sector 2	Sector 3	T. Spd	Elapsed
1	1	6:27.196	1:56.396	1:29.784	3:01.016	236.7	6:27.196
2	1	3:37.146	35.918	1:22.651	1:38.577	328.8	10:04.342
3	1	3:32.062	33.059	1:20.441	1:38.562	333.9	13:36.404
4	1	3:31.546	33.592	1:20.248	1:37.706	336.0	17:07.950

7 — Toyota Gazoo Racing — Toyota GR010 - Hybrid HYPERCAR H
1.Mike CONWAY 2.Kamui KOBAYASHI 3.Nyck DE VRIES

Lap	D	Time	Sector 1	Sector 2	Sector 3	T. Spd	Elapsed
1	1	3:58.402	51.307	1:25.879	1:41.216	286.2	3:58.402
2	1	4:52.534	1:19.084	1:56.886	1:36.564	295.6	8:50.936
3	1	3:29.294	33.072	1:20.394	1:35.828	330.8	12:20.230
4	1	3:38.069 B	33.611	1:20.901	1:43.557	329.8	15:58.299

8 — Toyota Gazoo Racing — Toyota GR010 - Hybrid HYPERCAR H
1.Sébastien BUEMI 2.Brendon HARTLEY 3.Ryo HIRAKAWA

Lap	D	Time	Sector 1	Sector 2	Sector 3	T. Spd	Elapsed
1	1	4:00.942	53.678	1:24.414	1:42.850	297.2	4:00.942
2	1	4:54.355	1:21.185	1:53.136	1:40.034	306.5	8:55.297
3	1	~~3:35.648~~ B	32.878	~~1:20.245~~	1:42.525	329.8	12:30.945

009 — Aston Martin Thor Team — Aston Martin Valkyrie HYPERCAR
1.Alex RIBERAS 2.Marco SORENSEN 3.Roman DE ANGELIS

Lap	D	Time	Sector 1	Sector 2	Sector 3	T. Spd	Elapsed
1	1	6:25.977	1:52.475	1:29.078	3:04.424	261.3	6:25.977
2	1	3:35.864	36.308	1:22.737	1:36.819	303.0	10:01.841
3	1	3:31.829	33.391	1:20.291	1:38.147	331.8	13:33.670
4	1	3:29.343	33.370	1:19.932	1:36.041	331.8	17:03.013

9 — Iron Lynx - Proton — Oreca 07 - Gibson LMP2
1.Jonas RIED 2.Maceo CAPIETTO 3.Reshad DE GÉRUS

Lap	D	Time	Sector 1	Sector 2	Sector 3	T. Spd	Elapsed
1	1	6:46.202	2:08.233	1:33.981	3:03.988	269.8	6:46.202
2	1	3:49.828	36.440	1:27.323	1:46.065	311.8	10:36.030
3	1	3:46.280	36.568	1:26.766	1:42.946	313.6	14:22.310
4	1	3:56.802 B	35.509	1:28.715	1:52.578	311.8	18:19.112

10 — Racing Spirit of Leman — Aston Martin Vantage AMR LMGT3 LMGT3
1.Derek DEBOER 2.Valentin HASSE CLOT 3.Eduardo BARRICHELLO

Lap	D	Time	Sector 1	Sector 2	Sector 3	T. Spd	Elapsed
1	2	7:12.440 B	2:07.535	1:41.486	3:23.419	223.5	7:12.440
2	1	5:35.057 B	1:58.435	1:35.614	2:01.008	277.4	12:47.497
3	3	4:58.079	1:36.518	1:32.013	1:49.548	291.6	17:45.576

11 — Proton Competition — Oreca 07 - Gibson LMP2 P/A
1.Giorgio RODA 2.Rene BINDER 3.Bent VISCAAL

Lap	D	Time	Sector 1	Sector 2	Sector 3	T. Spd	Elapsed
1	3	7:19.148	2:37.423	1:55.604	2:46.121	275.3	7:19.148
2	3	3:42.304	35.453	1:26.079	1:40.772	300.5	11:01.452
3	3	3:39.802	35.727	1:24.383	1:39.692	315.4	14:41.254
4	3	~~3:46.885~~ B	34.403	~~1:24.680~~	1:47.802	316.3	18:28.139

12 — Cadillac Hertz Team JOTA — Cadillac V-Series.R HYPERCAR H
1.Will STEVENS 2.Norman NATO 3.Alex LYNN

Lap	D	Time	Sector 1	Sector 2	Sector 3	T. Spd	Elapsed
1	1	5:18.479	1:13.542	1:34.493	2:30.444	228.2	5:18.479
2	1	4:18.301	1:03.455	1:24.392	1:50.454	265.1	9:36.780
3	1	3:35.117	36.470	1:20.298	1:38.349	332.9	13:11.897
4	1	3:30.721	33.325	1:21.873	1:35.523	275.3	16:42.618

15 — BMW M Team WRT — BMW M Hybrid V8 HYPERCAR H
1.Dries VANTHOOR 2.Raffaele MARCIELLO 3.Kevin MAGNUSSEN

Lap	D	Time	Sector 1	Sector 2	Sector 3	T. Spd	Elapsed
1	3	4:01.574 B	43.256	1:24.989	1:53.329	314.5	4:01.574
2	3	5:42.462 B	2:29.435	1:23.479	1:49.548	332.9	9:44.036
3	3	4:28.209 B	1:17.916	1:22.712	1:47.581	331.8	14:12.245
4	3	4:28.699 B	1:18.427	1:22.407	1:47.865	330.8	18:40.944

16 — RLR M Sport — Oreca 07 - Gibson LMP2 P/A
1.Michael JENSEN 2.Ryan CULLEN 3.Patrick PILET

Lap	D	Time	Sector 1	Sector 2	Sector 3	T. Spd	Elapsed
1	3	5:36.320	1:22.877	1:31.301	2:42.142	274.6	5:36.320
2	3	4:05.126	56.625	1:26.868	1:41.633	309.1	9:41.446
3	3	3:39.706	34.488	1:24.568	1:40.650	309.1	13:21.152
4	3	3:40.875	34.332	1:24.566	1:41.977	315.4	17:02.027

18 — IDEC Sport — Oreca 07 - Gibson LMP2
1.Jamie CHADWICK 2.Mathys JAUBERT 3.André LOTTERER

Lap	D	Time	Sector 1	Sector 2	Sector 3	T. Spd	Elapsed
1	3	4:35.108	59.768	1:30.497	2:04.843	269.8	4:35.108
2	3	4:36.552	1:26.369	1:29.098	1:41.085	304.7	9:11.660
3	3	3:39.307	34.611	1:24.719	1:39.977	312.7	12:50.967
4	3	3:46.451 B	35.354	1:25.494	1:45.603	310.9	16:37.418

20 — BMW M Team WRT — BMW M Hybrid V8 HYPERCAR H
1.René RAST 2.Robin FRIJNS 3.Sheldon VAN DER LINDE

Lap	D	Time	Sector 1	Sector 2	Sector 3	T. Spd	Elapsed
1	1	4:05.162 B	50.466	1:26.255	1:48.441	281.0	4:05.162
2	1	5:47.426 B	2:32.579	1:25.801	1:49.046	252.2	9:52.588
3	1	4:33.144 B	1:23.471	1:24.480	1:45.193	316.3	14:25.732

21 — Vista AF Corse — Ferrari 296 LMGT3 LMGT3
1.François HERIAU 2.Simon MANN 3.Alessio ROVERA

Lap	D	Time	Sector 1	Sector 2	Sector 3	T. Spd	Elapsed
1	3	5:10.713	58.868	1:40.904	2:30.941	211.3	5:10.713
2	3	4:33.041	1:07.904	1:33.751	1:51.386	281.0	9:43.754

ROLEX TotalEnergies MICHELIN MOTUL GOODYEAR DHL BOSCH

LE MANS 13.626 m.

FIA WEC
93º Edition des 24 Heures du Mans
Warm Up
Sector Analysis

Lap under Red Flag | ~~Invalidated Lap~~ | Personal Best | Session Best | B Crossing the pit lane

Lap	D	Time	Sector 1	Sector 2	Sector 3	T. Spd	Elapsed
3	3	4:03.074	39.017	1:33.737	1:50.320	277.4	13:46.828
4	3	4:09.348 B	38.345	1:32.696	1:58.307	286.2	17:56.176

22 United Autosports — Oreca 07 - Gibson — LMP2
1.Renger VAN DER ZANDE 3.David HEINEMEIER HANSS
2.Pietro FITTIPALDI

Lap	D	Time	Sector 1	Sector 2	Sector 3	T. Spd	Elapsed
1	1	5:49.181 B	1:24.203	1:32.698	2:52.280	222.1	5:49.181
2	3	4:59.124 B	1:42.284	1:27.480	1:49.360	306.5	10:48.305
3	2	5:17.277	2:04.820	1:29.069	1:43.388	303.0	16:05.582

23 United Autosports — Oreca 07 - Gibson — LMP2 P/A
1.Daniel SCHNEIDER 3.Benjamin HANLEY
2.Oliver JARVIS

Lap	D	Time	Sector 1	Sector 2	Sector 3	T. Spd	Elapsed
1	2	5:38.001	1:22.424	1:32.423	2:43.154	263.2	5:38.001
2	2	4:11.537 B	56.018	1:26.245	1:49.274	315.4	9:49.538
3	1	5:25.469	1:56.275	1:36.053	1:53.141	228.2	15:15.007

24 Nielsen Racing — Oreca 07 - Gibson — LMP2 P/A
1.Naveen RAO 3.Colin BRAUN
2.Cem BÖLÜKBASI

Lap	D	Time	Sector 1	Sector 2	Sector 3	T. Spd	Elapsed
1	1	6:21.382	1:27.926	1:36.057	3:17.399	249.8	6:21.382
2	1	3:59.601 B	38.246	1:28.750	1:52.605	308.2	10:20.983
3	2	5:19.722	2:12.266	1:25.709	1:41.747	310.9	15:40.705

25 Algarve Pro Racing — Oreca 07 - Gibson — LMP2
1.Matthias KAISER 3.Théo POURCHAIRE
2.Lorenzo FLUXA

Lap	D	Time	Sector 1	Sector 2	Sector 3	T. Spd	Elapsed
1	3	6:45.537 B	1:51.376	1:39.562	3:14.599	222.1	6:45.537
2	1	5:43.921 B	2:12.265	1:33.792	1:57.864	263.9	12:29.458
3	2	6:07.969 B	2:19.572	1:39.554	2:08.843	219.4	18:37.427

27 Heart of Racing Team — Aston Martin Vantage AMR LMGT3 — LMGT3
1.Ian JAMES 3.Zacharie ROBICHON
2.Mattia DRUDI

Lap	D	Time	Sector 1	Sector 2	Sector 3	T. Spd	Elapsed
1	2	7:24.233 B	2:25.638	1:57.073	3:01.522	250.4	7:24.233
2	1	6:18.184 B	2:41.919	1:35.241	2:01.024	282.5	13:42.417
3	3	5:18.094 B	1:45.250	1:33.521	1:59.323	283.2	19:00.511

28 IDEC Sport — Oreca 07 - Gibson — LMP2
1.Paul LAFARGUE 3.Sebastian ALVAREZ
2.Job VAN UITERT

Lap	D	Time	Sector 1	Sector 2	Sector 3	T. Spd	Elapsed
1	2	4:16.972	1:00.115	1:29.098	1:47.759	302.2	4:16.972
2	2	4:49.681	1:26.223	1:42.371	1:41.087	298.0	9:06.653
3	2	3:38.589	34.595	1:24.348	1:39.646	314.5	12:45.242
4	2	3:38.830	34.753	1:24.294	1:39.783	312.7	16:24.072

29 TDS Racing — Oreca 07 - Gibson — LMP2 P/A
1.Rodrigo SALES 3.Clément NOVALAK
2.Mathias BECHE

Lap	D	Time	Sector 1	Sector 2	Sector 3	T. Spd	Elapsed
1	2	6:26.466	1:47.837	1:32.777	3:05.852	220.3	6:26.466
2	2	3:42.970	36.251	1:25.640	1:41.079	316.3	10:09.436
3	2	3:39.412	34.445	1:24.383	1:40.584	291.6	13:48.848
4	2	3:40.265	35.579	1:24.499	1:40.187	318.2	17:29.113

31 The Bend Team WRT — BMW M4 LMGT3 — LMGT3
1.Yasser SHAHIN 3.Augusto FARFUS
2.Timur BOGUSLAVSKIY

Lap	D	Time	Sector 1	Sector 2	Sector 3	T. Spd	Elapsed
1	3	7:14.577 B	2:20.752	1:39.903	3:13.922	222.1	7:14.577
2	3	4:57.528 B	1:29.562	1:32.727	1:55.239	283.2	12:12.105
3	3	4:59.054 B	1:29.962	1:32.063	1:57.029	283.9	17:11.159

33 TF Sport — Corvette Z06 LMGT3.R — LMGT3
1.Ben KEATING 3.Daniel JUNCADELLA
2.Jonny EDGAR

Lap	D	Time	Sector 1	Sector 2	Sector 3	T. Spd	Elapsed
1	2	4:59.315	1:01.574	1:35.823	2:21.918	280.3	4:59.315
2	2	4:42.914 B	1:13.996	1:33.389	1:55.529	280.3	9:42.229
3	3	5:08.745	1:45.426	1:33.175	1:50.144	282.5	14:50.974
4	3	3:58.369	37.329	1:32.302	1:48.738	285.4	18:49.343

34 Inter Europol Competition — Oreca 07 - Gibson — LMP2 P/A
1.Nicholas BOULLE 3.Luca GHIOTTO
2.Jean-Baptiste SIMMENAUER

Lap	D	Time	Sector 1	Sector 2	Sector 3	T. Spd	Elapsed
1	3	6:44.174	2:04.099	1:34.957	3:05.118	234.2	6:44.174
2	3	3:48.002	36.665	1:27.685	1:43.652	310.0	10:32.176
3	3	3:43.903	35.618	1:25.113	1:43.172	314.5	14:16.079
4	3	3:41.121	35.107	1:24.686	1:41.328	315.4	17:57.200

35 Alpine Endurance Team — Alpine A424 — HYPERCAR H
1.Paul-Loup CHATIN 3.Charles MILESI
2.Ferdinand HABSBURG

Lap	D	Time	Sector 1	Sector 2	Sector 3	T. Spd	Elapsed
1	2	6:29.560 B	1:44.039	1:33.283	3:12.238	183.0	6:29.560
2	2	8:09.547	5:05.390	1:24.505	1:39.652	316.3	14:39.107
3	2	3:31.085	33.634	1:20.650	1:36.801	334.9	18:10.192

36 Alpine Endurance Team — Alpine A424 — HYPERCAR H
1.Mick SCHUMACHER 3.Jules GOUNON
2.Frédéric MAKOWIECKI

Lap	D	Time	Sector 1	Sector 2	Sector 3	T. Spd	Elapsed
1	2	~~6:33.585~~ B	1:48.338	~~1:33.749~~	3:11.498	267.1	6:33.585
2	2	7:41.303	4:36.478	1:25.184	1:39.641	290.8	14:14.888
3	2	3:32.150	33.399	1:20.293	1:38.458	334.9	17:47.038

37 CLX - Pure Rxcing — Oreca 07 - Gibson — LMP2
1.Aliaksandr MALYKHIN 3.Tristan VAUTIER
2.Tom BLOMQVIST

Lap	D	Time	Sector 1	Sector 2	Sector 3	T. Spd	Elapsed
1	2	6:27.869	1:46.855	1:34.271	3:06.743	223.5	6:27.869
2	2	3:46.180	35.572	1:26.694	1:43.914	314.5	10:14.049
3	2	3:40.301	34.714	1:24.908	1:40.679	316.3	13:54.350
4	2	3:39.783	35.059	1:25.170	1:39.554	317.2	17:34.133

38 Cadillac Hertz Team JOTA — Cadillac V-Series.R — HYPERCAR H
1.Earl BAMBER 3.Jenson BUTTON
2.Sébastien BOURDAIS

Lap	D	Time	Sector 1	Sector 2	Sector 3	T. Spd	Elapsed
1	1	6:28.400	1:16.014	1:47.089	3:25.297	215.5	6:28.400
2	1	3:45.834	37.381	1:24.058	1:44.395	267.1	10:14.234
3	1	3:33.333	35.189	1:20.786	1:37.358	309.1	13:47.567
4	1	3:30.607	34.669	1:20.681	1:35.257	314.5	17:18.174

43 Inter Europol Competition — Oreca 07 - Gibson — LMP2
1.Jakub SMIECHOWSKI 3.Nick YELLOLY
2.Tom DILLMANN

Lap	D	Time	Sector 1	Sector 2	Sector 3	T. Spd	Elapsed
1	2	6:29.412	1:55.115	1:31.590	3:02.707	281.0	6:29.412
2	2	3:48.441	36.805	1:25.112	1:46.524	316.3	10:17.853
3	2	3:40.078	34.777	1:24.667	1:40.634	316.3	13:57.931
4	2	3:39.712	34.453	1:24.139	1:41.120	318.2	17:37.643

45 Algarve Pro Racing — Oreca 07 - Gibson — LMP2 P/A
1.George KURTZ 3.Alexander QUINN
2.Nicky CATSBURG

Lap	D	Time	Sector 1	Sector 2	Sector 3	T. Spd	Elapsed
1	3	6:47.364 B	1:52.904	1:38.694	3:15.766	221.2	6:47.364
2	3	5:12.947 B	1:43.953	1:32.522	1:56.472	272.5	12:00.311
3	3	4:56.177 B	1:25.592	1:31.425	1:59.160	267.8	16:56.488

ROLEX TotalEnergies MICHELIN MOTUL GOODYEAR DHL BOSCH

FIA WORLD ENDURANCE CHAMPIONSHIP

24h LE MANS

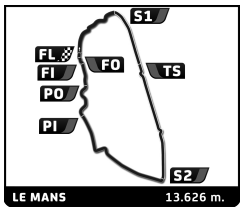

FIA WEC
93º Edition des 24 Heures du Mans
Warm Up

Sector Analysis

Lap under Red Flag | ~~Invalidated Lap~~ | Personal Best | Session Best | **B** Crossing the pit lane

46 — Team WRT — BMW M4 LMGT3 — LMGT3
1.Ahmad AL HARTHY 2.Valentino ROSSI 3.Kelvin VAN DER LINDE

Lap	D	Time	Sector 1	Sector 2	Sector 3	T. Spd	Elapsed
1	3	4:42.379	50.858	1:35.150	2:16.371	275.3	4:42.379
2	3	4:45.774	1:23.038	1:33.062	1:49.674	281.0	9:28.153
3	3	3:58.604	37.401	1:31.985	1:49.218	281.7	13:26.757
4	3	4:04.538 B	37.655	1:31.937	1:54.946	283.2	17:31.295

48 — VDS Panis Racing — Oreca 07 - Gibson — LMP2
1.Oliver GRAY 2.Esteban MASSON 3.Franck PERERA

Lap	D	Time	Sector 1	Sector 2	Sector 3	T. Spd	Elapsed
1	2	6:25.641	1:46.014	1:32.893	3:06.734	203.7	6:25.641
2	2	3:47.564	36.867	1:26.832	1:43.865	294.8	10:13.205
3	2	3:40.509	34.409	1:24.050	1:42.050	314.5	13:53.714
4	2	3:42.326	34.660	1:26.673	1:40.993	319.1	17:36.040

50 — Ferrari AF Corse — Ferrari 499P — HYPERCAR H
1.Antonio FUOCO 2.Nicklas NIELSEN 3.Miguel MOLINA

Lap	D	Time	Sector 1	Sector 2	Sector 3	T. Spd	Elapsed
1	2	4:39.877 B	1:07.434	1:29.354	2:03.089	255.1	4:39.877
2	1	4:46.681	1:46.786	1:21.387	1:38.508	286.9	9:26.558
3	1	3:28.940	33.849	1:19.956	1:35.135	334.9	12:55.498
4	1	3:27.031	33.196	1:19.208	1:34.627	341.3	16:22.529

51 — Ferrari AF Corse — Ferrari 499P — HYPERCAR H
1.Alessandro PIER GUIDI 2.James CALADO 3.Antonio GIOVINAZZI

Lap	D	Time	Sector 1	Sector 2	Sector 3	T. Spd	Elapsed
1	2	7:13.211 B	2:21.935	1:35.930	3:15.346	228.7	7:13.211
2	2	4:55.224 B	1:25.558	1:31.913	1:57.753	263.2	12:08.435
3	2	5:18.631 B	1:36.181	1:33.943	2:08.507	271.8	17:27.066

54 — Vista AF Corse — Ferrari 296 LMGT3 — LMGT3
1.Thomas FLOHR 2.Francesco CASTELLACCI 3.Davide RIGON

Lap	D	Time	Sector 1	Sector 2	Sector 3	T. Spd	Elapsed
1	3	5:16.811	1:03.961	1:36.702	2:36.148	280.3	5:16.811
2	3	4:29.849	1:04.018	1:32.753	1:53.078	289.3	9:46.660
3	3	3:57.699	37.415	1:31.750	1:48.534	291.6	13:44.359
4	3	4:07.052 B	38.123	1:32.954	1:55.975	287.7	17:51.411

57 — Kessel Racing — Ferrari 296 LMGT3 — LMGT3
1.Takeshi KIMURA 2.Daniel SERRA 3.Casper STEVENSON

Lap	D	Time	Sector 1	Sector 2	Sector 3	T. Spd	Elapsed
1	2	7:08.506	2:15.791	1:44.314	3:08.401	191.5	7:08.506
2	2	4:09.055	40.385	1:37.512	1:51.158	250.4	11:17.561
3	2	3:57.681	37.410	1:31.651	1:48.620	287.7	15:15.242

59 — United Autosports — McLaren 720S LMGT3 Evo — LMGT3
1.James COTTINGHAM 2.Grégoire SAUCY 3.Sébastien BAUD

Lap	D	Time	Sector 1	Sector 2	Sector 3	T. Spd	Elapsed
1	2	7:10.204	2:14.125	1:49.147	3:06.932	233.1	7:10.204
2	2	4:11.143 B	39.272	1:34.346	1:57.525	286.2	11:21.347
3	1	5:38.781	2:10.289	1:36.076	1:52.416	281.7	17:00.128

60 — Iron Lynx — Mercedes-AMG LMGT3 — LMGT3
1.Andrew GILBERT 2.Lorcan HANAFIN 3.Fran RUEDA

Lap	D	Time	Sector 1	Sector 2	Sector 3	T. Spd	Elapsed
1	2	6:58.558	2:12.837	1:36.862	3:08.859	278.1	6:58.558
2	2	4:02.350	38.414	1:33.131	1:50.805	283.9	11:00.908
3	2	4:01.175	38.192	1:32.790	1:50.193	285.4	15:02.083

61 — Iron Lynx — Mercedes-AMG LMGT3 — LMGT3
1.Martin BERRY 2.Lin HODENIUS 3.Maxime MARTIN

Lap	D	Time	Sector 1	Sector 2	Sector 3	T. Spd	Elapsed
1	3	5:37.228	59.354	1:50.184	2:47.690	219.0	5:37.228
2	3	4:22.091	57.987	1:33.254	1:50.850	281.7	9:59.319
3	3	3:59.792	37.692	1:32.124	1:49.976	286.2	13:59.111
4	3	3:58.992	37.322	1:32.463	1:49.207	283.9	17:58.103

63 — Iron Lynx — Mercedes-AMG LMGT3 — LMGT3
1.Stephen GROVE 2.Brenton GROVE 3.Luca STOLZ

Lap	D	Time	Sector 1	Sector 2	Sector 3	T. Spd	Elapsed
1	3	5:14.035	1:01.089	1:39.075	2:33.871	243.6	5:14.035
2	3	4:30.042	1:06.036	1:33.090	1:50.916	275.3	9:44.077
3	3	3:59.138	37.739	1:32.470	1:48.929	284.7	13:43.215
4	3	4:00.492	37.811	1:31.849	1:50.832	287.7	17:43.707

77 — Proton Competition — Ford Mustang LMGT3 — LMGT3
1.Bernardo SOUSA 2.Ben TUCK 3.Benjamin BARKER

Lap	D	Time	Sector 1	Sector 2	Sector 3	T. Spd	Elapsed
1	3	7:06.724 B	2:07.127	1:39.920	3:19.677	225.4	7:06.724
2	3	6:19.649	2:54.179	1:34.382	1:51.088	282.5	13:26.373
3	3	4:00.523	37.869	1:32.815	1:49.839	275.3	17:26.896

78 — Akkodis ASP Team — Lexus RC F LMGT3 — LMGT3
1.Arnold ROBIN 2.Jack HAWKSWORTH 3.Finn GEHRSITZ

Lap	D	Time	Sector 1	Sector 2	Sector 3	T. Spd	Elapsed
1	2	7:39.070	2:50.930	2:24.446	2:23.694	275.3	7:39.070
2	2	3:58.260	37.465	1:32.295	1:48.500	283.9	11:37.330
3	2	~~3:57.049~~	37.198	~~1:31.513~~	1:48.338	286.2	15:34.379

81 — TF Sport — Corvette Z06 LMGT3.R — LMGT3
1.Tom VAN ROMPUY 2.Rui ANDRADE 3.Charlie EASTWOOD

Lap	D	Time	Sector 1	Sector 2	Sector 3	T. Spd	Elapsed
1	2	6:08.143 B	1:09.943	1:44.208	3:13.992	235.7	6:08.143
2	3	7:06.834	3:40.847	1:34.865	1:51.122	275.3	13:14.977
3	3	3:57.811	37.241	1:31.702	1:48.868	283.2	17:12.788

83 — AF Corse — Ferrari 499P — HYPERCAR H
1.Robert KUBICA 2.Yifei YE 3.Philip HANSON

Lap	D	Time	Sector 1	Sector 2	Sector 3	T. Spd	Elapsed
1	1	4:42.861	1:12.174	1:26.196	2:04.491	315.4	4:42.861
2	1	4:21.632	1:22.890	1:21.679	1:37.063	329.8	9:04.493
3	1	3:26.908	32.774	1:19.460	1:34.674	338.1	12:31.401
4	1	3:34.608 B	32.674	1:19.420	1:42.514	336.0	16:06.009

85 — Iron Dames — Porsche 911 GT3 R LMGT3 — LMGT3
1.Celia MARTIN 2.Rahel FREY 3.Sarah BOVY

Lap	D	Time	Sector 1	Sector 2	Sector 3	T. Spd	Elapsed
1	2	6:30.677	1:41.655	1:40.951	3:08.071	184.0	6:30.677
2	2	4:03.400	38.926	1:33.488	1:50.986	286.2	10:34.077
3	2	3:59.857	38.022	1:32.416	1:49.419	289.3	14:33.934
4	2	3:59.896	37.451	1:32.098	1:50.347	286.9	18:33.830

87 — Akkodis ASP Team — Lexus RC F LMGT3 — LMGT3
1.Petru UMBRARESCU 2.Jose Maria LOPEZ 3.Clemens SCHMID

Lap	D	Time	Sector 1	Sector 2	Sector 3	T. Spd	Elapsed
1	3	7:47.482	3:04.181	2:46.390	1:56.911	238.3	7:47.482
2	3	~~4:05.250~~ B	37.247	~~1:32.193~~	1:55.810	278.8	11:52.732
3	1	5:17.758 B	1:47.317	1:33.180	1:57.261	285.4	17:10.490

ROLEX TotalEnergies MICHELIN MOTUL GOODYEAR DHL BOSCH

FIA WORLD ENDURANCE CHAMPIONSHIP

24h LE MANS

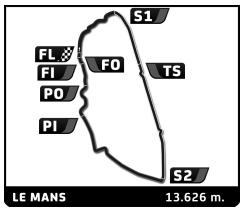

FIA WEC
93º Edition des 24 Heures du Mans
Warm Up

Sector Analysis

Lap under Red Flag | ~~Invalidated Lap~~ | Personal Best | Session Best | **B** Crossing the pit lane

88 — Proton Competition — Ford Mustang LMGT3 — LMGT3
1.Stefano GATTUSO 2.Giammarco LEVORATO 3.Dennis OLSEN

Lap	D	Time	Sector 1	Sector 2	Sector 3	T. Spd	Elapsed
1	3	7:11.204 B	2:05.982	1:39.339	3:25.883	258.8	7:11.204
2	3	5:08.989 B	1:34.354	1:35.298	1:59.337	282.5	12:20.193
3	3	4:57.360 B	1:24.039	1:35.116	1:58.205	277.4	17:17.553

90 — Manthey — Porsche 911 GT3 R LMGT3 — LMGT3
1.Antares AU 2.Loek HARTOG 3.Klaus BACHLER

Lap	D	Time	Sector 1	Sector 2	Sector 3	T. Spd	Elapsed
1	1	6:42.302	1:56.763	1:37.080	3:08.459	284.7	6:42.302
2	1	4:11.215 B	38.729	1:34.179	1:58.307	285.4	10:53.517
3	3	4:53.903	1:32.203	1:32.557	1:49.143	283.2	15:47.420

92 — Manthey 1ST Phorm — Porsche 911 GT3 R LMGT3 — LMGT3
1.Ryan HARDWICK 2.Riccardo PERA 3.Richard LIETZ

Lap	D	Time	Sector 1	Sector 2	Sector 3	T. Spd	Elapsed
1	1	6:22.624	1:31.936	1:37.561	3:13.127	281.0	6:22.624
2	1	4:05.129	39.094	1:33.355	1:52.680	290.0	10:27.753
3	1	4:03.050	39.074	1:33.017	1:50.959	288.5	14:30.803
4	1	4:02.520	37.646	1:33.761	1:51.113	281.7	18:33.323

93 — Peugeot TotalEnergies — Peugeot 9X8 — HYPERCAR H
1.Paul DI RESTA 2.Mikkel JENSEN 3.Jean-Eric VERGNE

Lap	D	Time	Sector 1	Sector 2	Sector 3	T. Spd	Elapsed
1	1	6:59.193	2:29.928	1:26.231	3:03.034	323.9	6:59.193
2	1	3:35.058	34.282	1:20.452	1:40.324	333.9	10:34.251
3	1	3:33.372	35.365	1:20.792	1:37.215	327.8	14:07.623
4	1	3:34.300	33.754	1:20.397	1:40.149	337.0	17:41.923

94 — Peugeot TotalEnergies — Peugeot 9X8 — HYPERCAR H
1.Loïc DUVAL 2.Malthe JAKOBSEN 3.Stoffel VANDOORNE

Lap	D	Time	Sector 1	Sector 2	Sector 3	T. Spd	Elapsed
1	1	6:41.393	2:08.991	1:28.664	3:03.738	287.7	6:41.393
2	1	3:40.063	35.451	1:22.667	1:41.945	310.9	10:21.456
3	1	3:31.422	33.663	1:20.453	1:37.306	322.9	13:52.878
4	1	3:35.413	33.986	1:21.308	1:40.119	324.9	17:28.291

95 — United Autosports — McLaren 720S LMGT3 Evo — LMGT3
1.Darren LEUNG 2.Sean GELAEL 3.Marino SATO

Lap	D	Time	Sector 1	Sector 2	Sector 3	T. Spd	Elapsed
1	1	6:30.652	1:38.607	1:41.390	3:10.655	253.3	6:30.652
2	1	4:07.211	40.214	1:33.252	1:53.745	288.5	10:37.863
3	1	4:09.775 B	40.186	1:32.544	1:57.045	289.3	14:47.638

99 — Proton Competition — Porsche 963 — HYPERCAR H
1.Neel JANI 2.Nicolas PINO 3.Nicolas VARRONE

Lap	D	Time	Sector 1	Sector 2	Sector 3	T. Spd	Elapsed
1	1	6:40.320	2:03.547	1:32.712	3:04.061	203.3	6:40.320
2	1	3:37.814	36.136	1:22.709	1:38.969	312.7	10:18.134
3	1	3:34.039	33.469	1:21.268	1:39.302	337.0	13:52.173
4	1	~~3:35.135~~	~~34.043~~	1:20.889	1:40.203	330.8	17:27.308

101 — Cadillac WTR — Cadillac V-Series.R — HYPERCAR H
1.Ricky TAYLOR 2.Jordan TAYLOR 3.Filipe ALBUQUERQUE

Lap	D	Time	Sector 1	Sector 2	Sector 3	T. Spd	Elapsed
1	1	5:37.724 B	1:19.885	1:33.399	2:44.440	247.0	5:37.724
2	3	5:12.955 B	1:58.705	1:26.634	1:47.616	290.8	10:50.679
3	2	5:19.425 B	2:02.178	1:28.542	1:48.705	261.9	16:10.104

150 — Richard Mille AF Corse — Ferrari 296 LMGT3 — LMGT3
1.Custodio TOLEDO 2.Lilou WADOUX 3.Riccardo AGOSTINI

Lap	D	Time	Sector 1	Sector 2	Sector 3	T. Spd	Elapsed
1	3	6:01.451	1:21.110	1:39.094	3:01.247	193.9	6:01.451
2	3	4:02.021	40.446	1:32.082	1:49.493	286.9	10:03.472
3	3	4:04.662 B	37.398	1:31.460	1:55.804	290.8	14:08.134

183 — AF Corse — Oreca 07 - Gibson — LMP2 P/A
1.François PERRODO 2.Matthieu VAXIVIERE 3.Antonio FELIX DA COSTA

Lap	D	Time	Sector 1	Sector 2	Sector 3	T. Spd	Elapsed
1	2	4:34.058 B	56.528	1:32.387	2:05.143	268.4	4:34.058
2	1	5:14.959	1:59.246	1:30.806	1:44.907	243.1	9:49.017
3	1	3:49.211	35.802	1:28.026	1:45.383	313.6	13:38.228
4	1	3:50.744	36.002	1:26.841	1:47.901	312.7	17:28.972

193 — Ziggo Sport Tempesta — Ferrari 296 LMGT3 — LMGT3
1.Jonathan HUI 2.Christopher FROGGATT 3.Edward CHEEVER

Lap	D	Time	Sector 1	Sector 2	Sector 3	T. Spd	Elapsed
1	2	6:32.177	1:41.269	1:44.184	3:06.724	179.1	6:32.177
2	2	4:03.548	39.021	1:33.341	1:51.186	274.6	10:35.725
3	2	4:01.096	38.429	1:32.494	1:50.173	283.2	14:36.821
4	2	4:00.059	37.919	1:31.945	1:50.195	284.7	18:36.880

199 — AO by TF — Oreca 07 - Gibson — LMP2 P/A
1.PJ HYETT 2.Dane CAMERON 3.Louis DELETRAZ

Lap	D	Time	Sector 1	Sector 2	Sector 3	T. Spd	Elapsed
1	3	5:36.516 B	1:11.724	1:35.782	2:49.010	228.7	5:36.516
2	3	5:09.712 B	1:40.736	1:32.127	1:56.849	283.2	10:46.228
3	3	4:58.112 B	1:32.455	1:30.456	1:55.201	290.8	15:44.340

311 — Cadillac Whelen — Cadillac V-Series.R — HYPERCAR H
1.Jack AITKEN 2.Felipe DRUGOVICH 3.Frederik VESTI

Lap	D	Time	Sector 1	Sector 2	Sector 3	T. Spd	Elapsed
1	1	7:37.738 B	1:37.682	3:30.245	2:29.811	184.9	7:37.738
2	2	5:30.392 B	2:18.069	1:26.306	1:46.017	290.8	13:08.130
3	3	4:39.664 B	1:31.315	1:21.763	1:46.586	330.8	17:47.794

ROLEX TotalEnergies MICHELIN MOTUL GOODYEAR DHL BOSCH