FIA WORLD ENDURANCE CHAMPIONSHIP

ROLEX 6 HOURS OF SÃO PAULO

2025

ROLEX

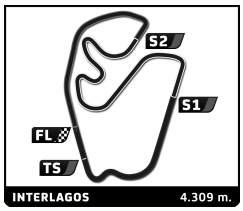

FIA WEC
Rolex 6 Hours of Sao Paulo
Free Practice 3

Sector Analysis

Lap under Red Flag | ~~Invalidated Lap~~ | Personal Best | Session Best | **B** Crossing the pit lane

5 — Porsche Penske Motorsport — Porsche 963 HYPERCAR H
1.Julien ANDLAUER
2.Michael CHRISTENSEN

Lap	D	Time	Sector 1	Sector 2	Sector 3	T. Spd	Elapsed
1	1	1:46.997	36.027	50.480	20.490		1:46.997
2	1	1:26.042	22.487	43.815	19.740	245.1	3:13.039
3	1	1:26.275	22.177	44.138	19.960	277.6	4:39.314
4	1	1:26.346	22.005	44.381	19.960	271.3	6:05.660
5	1	~~1:25.367~~	21.814	~~43.718~~	19.835	275.5	7:31.027
6	1	1:25.727	21.989	43.682	20.056	278.3	8:56.754
7	1	1:25.714	21.899	43.892	19.923	272.0	10:22.468
8	1	1:26.150	21.913	44.353	19.884	272.7	11:48.618
9	1	1:26.151	22.240	43.946	19.965	263.5	13:14.769
10	1	1:25.910	21.946	44.008	19.956	270.7	14:40.679
11	1	1:25.978	22.016	44.025	19.937	273.4	16:06.657
12	1	1:26.546	22.434	44.146	19.966	266.7	17:33.203
13	1	1:26.223	21.997	44.252	19.974	269.3	18:59.426
14	1	1:26.468	21.963	44.559	19.946	274.1	20:25.894
15	1	1:27.029	22.010	44.810	20.209	273.4	21:52.923
16	1	1:27.429	21.986	45.164	20.279	269.3	23:20.352
17	1	1:26.313	21.962	44.441	19.910	271.3	24:46.665
18	1	1:26.348	21.983	44.394	19.971	271.3	26:13.013
19	1	1:26.360	21.979	44.427	19.954	272.7	27:39.373
20	1	1:27.551	22.655	44.931	19.965	252.5	29:06.924
21	1	~~1:32.689~~ B	22.044	~~44.994~~	25.651	259.7	30:39.613
22	2	2:33.501	1:26.280	47.228	19.993		33:13.114
23	2	1:27.589	22.238	45.253	20.098	259.7	34:40.703
24	2	1:26.995	22.262	44.773	19.960	262.8	36:07.698
25	2	1:27.415	22.644	44.789	19.982	263.5	37:35.113
26	2	1:26.926	22.014	44.951	19.961	268.7	39:02.039
27	2	1:27.819	22.367	45.303	20.149	268.0	40:29.858
28	2	1:27.431	22.486	44.856	20.089	262.2	41:57.289
29	2	1:28.179	22.425	45.515	20.239	272.7	43:25.468
30	2	1:27.304	22.425	44.851	20.028	274.8	44:52.772
31	2	1:27.293	22.157	45.103	20.033	264.1	46:20.065
32	2	1:27.911	21.967	45.982	19.962	272.0	47:47.976
33	2	1:27.578	22.499	45.122	19.957	263.5	49:15.554
34	2	1:27.570	22.071	45.450	20.049	268.0	50:43.124
35	2	1:27.214	22.259	44.895	20.060	269.3	52:10.338
36	2	1:27.227	22.282	44.922	20.023	264.1	53:37.565
37	2	1:27.081	22.050	45.000	20.031	266.0	55:04.646
38	2	1:27.659	22.894	44.829	19.936	266.7	56:32.305
39	2	1:37.304 B	24.003	46.552	26.749	223.1	58:09.609
40	2	2:49.909	1:42.449	47.233	20.227		1:00:59.518

6 — Porsche Penske Motorsport — Porsche 963 HYPERCAR H
1.Kévin ESTRE
2.Laurens VANTHOOR

Lap	D	Time	Sector 1	Sector 2	Sector 3	T. Spd	Elapsed
1	1	1:35.013	28.737	46.399	19.877		1:35.013
2	1	1:27.403	22.208	44.974	20.221	255.5	3:02.416
3	1	1:26.762	22.526	44.377	19.859	242.9	4:29.178
4	1	1:31.238 B	21.919	43.894	25.425	271.3	6:00.416
5	1	2:34.775	1:26.672	47.760	20.343		8:35.191
6	1	1:26.599	22.655	44.189	19.755	252.5	10:01.790
7	1	1:26.076	22.082	43.875	20.119	274.8	11:27.866
8	1	1:26.384	21.915	44.537	19.932	275.5	12:54.250
9	1	1:26.161	22.258	43.997	19.906	264.1	14:20.411
10	1	1:25.889	21.935	44.027	19.927	271.3	15:46.300
11	1	1:26.092	21.949	44.224	19.919	270.0	17:12.392
12	1	1:28.054	22.145	45.685	20.224	269.3	18:40.446
13	1	1:27.568	21.977	45.332	20.259	272.7	20:08.014
14	1	1:26.665	22.186	44.520	19.959	264.8	21:34.679
15	1	1:26.674	22.275	44.373	20.026	268.7	23:01.353
16	1	1:26.489	22.073	44.425	19.991	267.4	24:27.842
17	1	1:32.892 B	22.131	44.466	26.295	267.4	26:00.734
18	2	2:48.619	1:40.470	48.171	19.978		28:49.353
19	2	1:26.641	22.024	44.624	19.993	258.5	30:15.994
20	2	1:28.803	22.206	46.361	20.236	268.0	31:44.797
21	2	~~1:27.767~~	22.112	~~45.630~~	20.025	264.8	33:12.564
22	2	1:27.579	22.122	45.045	20.412	269.3	34:40.143
23	2	1:26.949	22.133	44.715	20.101	267.4	36:07.092
24	2	1:26.899	22.160	44.692	20.047	257.9	37:33.991
25	2	1:26.853	21.978	44.794	20.081	270.0	39:00.844
26	2	1:27.734	22.101	45.533	20.100	260.3	40:28.578
27	2	1:27.225	22.097	45.215	19.913	271.3	41:55.803
28	2	1:27.194	22.242	44.910	20.042	268.7	43:22.997
29	2	1:26.682	22.081	44.631	19.970	270.0	44:49.679
30	2	1:27.132	22.126	45.018	19.988	268.0	46:16.811
31	2	1:27.524	22.143	45.103	20.278	263.5	47:44.335
32	2	1:27.511	22.455	45.083	19.973	265.4	49:11.846
33	2	1:27.090	22.098	44.883	20.109	268.0	50:38.936
34	2	1:26.943	22.039	44.918	19.986	269.3	52:05.879
35	2	1:27.973	22.120	45.639	20.214	268.0	53:33.852
36	2	1:28.029	22.127	45.781	20.121	267.4	55:01.881
37	2	1:27.765	22.321	45.201	20.243	272.7	56:29.646
38	2	~~1:27.565~~	~~22.284~~	45.303	19.978	263.5	57:57.211
39	2	1:27.540	22.418	45.197	19.925	260.3	59:24.751
40	2	1:27.197	22.194	45.021	19.982	266.7	1:00:51.948

007 — Aston Martin Thor Team — Aston Martin Valkyrie HYPERCAR
1.Harry TINCKNELL
2.Tom GAMBLE

Lap	D	Time	Sector 1	Sector 2	Sector 3	T. Spd	Elapsed
1	1	2:18.508	59.247	56.701	22.560		2:18.508
2	1	1:31.435	24.867	46.778	19.790	198.0	3:49.943
3	1	1:28.858	22.931	46.026	19.901	228.2	5:18.801
4	1	1:30.572	21.880	48.549	20.143	264.1	6:49.373
5	1	1:26.867	22.369	44.782	19.716	279.7	8:16.240
6	1	1:31.050	22.146	47.923	20.981	274.1	9:47.290
7	1	1:24.997	21.665	43.618	19.714	270.0	11:12.287
8	1	1:25.400	21.818	43.871	19.711	265.4	12:37.687
9	1	1:32.105 B	21.658	44.061	26.386	272.0	14:09.792
10	2	3:27.109	2:10.049	55.280	21.780		17:36.901
11	2	1:34.577	25.593	48.556	20.428	199.1	19:11.478
12	2	1:28.050	22.727	45.082	20.241	232.1	20:39.528
13	2	1:27.912	22.410	45.204	20.298	244.6	22:07.440
14	2	1:27.257	22.082	44.828	20.347	257.3	23:34.697
15	2	1:26.771	22.128	44.574	20.069	260.3	25:01.468
16	2	1:27.685	22.380	45.256	20.049	243.5	26:29.153
17	2	1:27.247	22.471	44.733	20.043	250.2	27:56.400

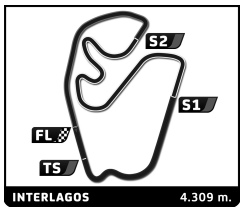

FIA WEC
Rolex 6 Hours of Sao Paulo
Free Practice 3

Sector Analysis

Lap under Red Flag | ~~Invalidated Lap~~ | Personal Best | Session Best | **B** Crossing the pit lane

Lap	D	Time	Sector 1	Sector 2	Sector 3	T. Spd	Elapsed
18	2	1:27.120	22.231	44.829	20.060	255.5	29:23.520
19	2	1:27.595	22.295	45.137	20.163	253.7	30:51.115
20	2	1:27.774	22.604	45.079	20.091	246.8	32:18.889
21	2	1:27.605	22.185	45.298	20.122	258.5	33:46.494
22	2	1:27.275	22.138	45.006	20.131	260.3	35:13.769
23	2	1:27.714	22.077	45.511	20.126	261.6	36:41.483
24	2	1:28.263	22.242	45.874	20.147	262.2	38:09.746
25	2	1:27.291	22.118	44.995	20.178	263.5	39:37.037
26	2	1:28.099	22.169	45.756	20.174	256.7	41:05.136
27	2	1:35.075 B	22.454	45.114	27.507	256.7	42:40.211
28	1	3:18.512	2:11.723	46.221	20.568		45:58.723
29	1	1:28.692	22.665	45.352	20.675	256.7	47:27.415
30	1	1:27.907	22.358	45.040	20.509	254.3	48:55.322
31	1	1:27.479	22.498	44.929	20.052	246.2	50:22.801
32	1	1:27.769	22.276	45.298	20.195	260.3	51:50.570
33	1	1:27.391	22.389	44.957	20.045	257.9	53:17.961
34	1	1:29.337	23.298	45.839	20.200	236.6	54:47.298
35	1	1:28.382	22.375	45.884	20.123	251.3	56:15.680
36	1	1:27.222	22.227	44.951	20.044	259.1	57:42.902
37	1	1:27.216	22.193	44.902	20.121	259.7	59:10.118
38	1	1:28.611	22.869	45.648	20.094	244.0	1:00:38.729

7 **Toyota Gazoo Racing** — Toyota GR010 - Hybrid
1.Mike CONWAY 3.Nyck DE VRIES — HYPERCAR H
2.Kamui KOBAYASHI

Lap	D	Time	Sector 1	Sector 2	Sector 3	T. Spd	Elapsed
1	2	2:12.045	1:00.106	50.768	21.171		2:12.045
2	2	1:29.644	23.515	45.814	20.315	231.6	3:41.689
3	2	1:33.289	22.125	47.966	23.198	266.0	5:14.978
4	2	1:40.466	27.197	52.394	20.875	276.9	6:55.444
5	2	1:40.476	27.883	51.106	21.487	223.1	8:35.920
6	2	1:24.349	21.882	42.715	19.752	277.6	10:00.269
7	2	1:38.368	24.958	53.645	19.765	279.7	11:38.637
8	2	1:24.566	21.676	42.966	19.924	276.9	13:03.203
9	2	1:39.753 B	22.798	48.809	28.146	251.9	14:42.956
10	2	4:01.280	2:49.744	50.570	20.966		18:44.236
11	2	1:32.221	23.633	47.800	20.788	216.4	20:16.457
12	2	1:34.402 B	22.475	45.473	26.454	259.1	21:50.859
13	1	2:38.582	1:33.480	45.031	20.071		24:29.441
14	1	1:27.295	22.248	44.714	20.333	253.1	25:56.736
15	1	1:27.655	22.595	44.647	20.413	264.1	27:24.391
16	1	1:27.624	22.543	44.779	20.302	264.1	28:52.015
17	1	1:26.963	22.268	44.196	20.499	264.1	30:18.978
18	1	1:27.628	22.205	45.008	20.415	260.3	31:46.606
19	1	1:27.217	22.271	44.661	20.285	265.4	33:13.823
20	1	1:27.695	22.325	45.051	20.319	276.2	34:41.518
21	1	1:27.050	22.335	44.511	20.204	261.0	36:08.568
22	1	1:27.716	22.998	44.421	20.297	258.5	37:36.284
23	1	1:27.001	22.247	44.367	20.387	266.0	39:03.285
24	1	1:33.557 B	22.330	44.726	26.501	256.1	40:36.842
25	3	2:34.825	1:29.313	45.242	20.270		43:11.667
26	3	1:27.975	22.321	44.805	20.849	262.2	44:39.642
27	3	1:28.013	22.628	44.771	20.614	246.8	46:07.655
28	3	1:27.880	22.361	44.602	20.917	261.6	47:35.535
29	3	1:27.557	22.305	44.939	20.313	259.7	49:03.092
30	3	1:28.083	22.248	45.362	20.473	270.0	50:31.175
31	3	1:27.538	22.389	44.344	20.805	266.0	51:58.713
32	3	1:28.062	22.397	45.048	20.617	266.0	53:26.775
33	3	1:27.460	22.241	44.761	20.458	270.0	54:54.235
34	3	1:34.136 B	22.632	46.000	25.504	266.0	56:28.371
35	3	2:37.568	1:30.208	47.122	20.238		59:05.939
36	3	1:27.297	22.264	44.437	20.596	257.9	1:00:33.236

8 **Toyota Gazoo Racing** — Toyota GR010 - Hybrid
1.Brendon HARTLEY — HYPERCAR H
2.Ryo HIRAKAWA

Lap	D	Time	Sector 1	Sector 2	Sector 3	T. Spd	Elapsed
1	2	2:17.766	1:00.166	55.348	22.252		2:17.766
2	2	1:31.017	24.126	46.648	20.243	224.0	3:48.783
3	2	1:27.893	22.827	44.792	20.274	233.6	5:16.676
4	2	1:37.999	22.157	54.450	21.392	247.3	6:54.675
5	2	1:23.695	21.503	42.458	19.734	279.7	8:18.370
6	2	1:38.566 B	22.923	47.413	28.230	251.3	9:56.936
7	2	2:58.960	1:54.514	44.470	19.976		12:55.896
8	2	1:28.481	21.999	45.235	21.247	257.3	14:24.377
9	2	1:27.819	22.147	45.562	20.110	261.6	15:52.196
10	2	1:27.841	22.347	45.339	20.155	259.1	17:20.037
11	2	1:27.700	22.519	45.087	20.094	250.8	18:47.737
12	2	1:28.913	22.545	45.611	20.757	261.6	20:16.650
13	2	1:28.453	22.686	45.638	20.129	241.9	21:45.103
14	2	1:32.770 B	22.262	44.850	25.658	270.7	23:17.873
15	2	2:17.398	1:07.863	49.107	20.428		25:35.271
16	2	1:33.163 B	22.462	44.783	25.918	252.5	27:08.434
17	1	2:34.940	1:29.750	44.781	20.409		29:43.374
18	1	1:27.708	22.176	45.001	20.531	262.2	31:11.082
19	1	1:27.161	22.207	44.514	20.440	266.0	32:38.243
20	1	1:28.134	22.976	44.621	20.537	233.1	34:06.377
21	1	1:27.692	22.623	44.575	20.494	244.6	35:34.069
22	1	1:27.645	22.218	45.070	20.357	266.0	37:01.714
23	1	1:27.316	22.080	44.784	20.452	274.8	38:29.030
24	1	1:28.346	22.198	45.618	20.530	264.8	39:57.376
25	1	1:27.360	22.488	44.527	20.345	260.3	41:24.736
26	1	1:27.492	22.188	44.915	20.389	272.0	42:52.228
27	1	1:27.591	22.233	45.034	20.324	276.2	44:19.819
28	1	1:27.599	22.307	45.073	20.219	263.5	45:47.418
29	1	1:27.073	22.101	44.730	20.242	275.5	47:14.491
30	1	1:27.061	22.111	44.727	20.223	273.4	48:41.552
31	1	1:27.241	22.110	44.927	20.204	276.9	50:08.793
32	1	1:28.115	22.159	44.952	21.004	277.6	51:36.908
33	1	1:27.474	22.579	44.646	20.249	251.9	53:04.382
34	1	1:26.744	22.251	44.376	20.117	279.7	54:31.126
35	1	1:26.990	22.194	44.603	20.193	272.0	55:58.116
36	1	1:28.290	22.387	45.696	20.207	272.7	57:26.406
37	1	1:26.952	22.313	44.487	20.152	270.7	58:53.358
38	1	1:27.931	22.245	45.444	20.242	269.3	1:00:21.289

009 **Aston Martin Thor Team** — Aston Martin Valkyrie
1.Alex RIBERAS — HYPERCAR
2.Marco SORENSEN

Lap	D	Time	Sector 1	Sector 2	Sector 3	T. Spd	Elapsed
1	1	2:18.180	57.565	57.637	22.978		2:18.180
2	1	1:31.351	24.520	46.848	19.983	202.0	3:49.531

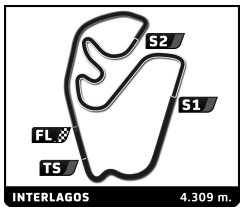

FIA WEC
Rolex 6 Hours of Sao Paulo
Free Practice 3

Sector Analysis

Lap under Red Flag | ~~Invalidated Lap~~ | Personal Best | Session Best | **B** Crossing the pit lane

Lap	D	Time	Sector 1	Sector 2	Sector 3	T. Spd	Elapsed
3	1	1:28.242	22.500	46.245	19.497	228.7	5:17.773
4	1	1:28.923	22.179	47.160	19.584	266.7	6:46.696
5	1	1:24.598	21.319	43.733	19.546	275.5	8:11.294
6	1	1:24.793	21.588	43.561	19.644	274.1	9:36.087
7	1	1:34.730	24.600	50.642	19.488	264.8	11:10.817
8	1	1:25.166	21.436	43.696	20.034	268.0	12:35.983
9	1	1:32.884 B	21.834	43.959	27.091	266.7	14:08.867
10	2	5:08.908	4:02.421	46.340	20.147		19:17.775
11	2	1:26.277	21.899	44.247	20.131	257.9	20:44.052
12	2	1:26.675	21.867	44.236	20.572	264.8	22:10.727
13	2	1:26.100	21.955	44.230	19.915	263.5	23:36.827
14	2	1:26.287	22.015	44.343	19.929	266.0	25:03.114
15	2	1:27.415	22.517	44.771	20.127	259.1	26:30.529
16	2	1:26.771	22.077	44.730	19.964	261.0	27:57.300
17	2	1:27.231	22.710	44.486	20.035	256.7	29:24.531
18	2	1:27.843	22.300	45.484	20.059	254.3	30:52.374
19	2	1:27.558	22.211	45.365	19.982	249.0	32:19.932
20	2	1:27.270	22.002	45.203	20.065	254.9	33:47.202
21	2	1:34.564 B	22.092	45.666	26.806	258.5	35:21.766
22	1	3:04.330	1:58.399	45.926	20.005		38:26.096
23	1	1:28.096	22.190	45.272	20.634	246.2	39:54.192
24	1	1:27.006	22.416	44.532	20.058	234.6	41:21.198
25	1	1:26.458	21.929	44.604	19.925	268.7	42:47.656
26	1	1:28.761	22.270	45.997	20.494	263.5	44:16.417
27	1	1:26.850	22.075	44.719	20.056	262.2	45:43.267
28	1	1:26.747	21.922	44.759	20.066	269.3	47:10.014
29	1	1:26.984	22.068	44.974	19.942	261.0	48:36.998
30	1	1:27.562	22.172	45.012	20.378	257.3	50:04.560
31	1	1:29.222	22.876	46.165	20.181	245.7	51:33.782
32	1	1:27.624	21.997	45.331	20.296	264.1	53:01.406
33	1	1:27.329	22.182	45.121	20.026	246.2	54:28.735
34	1	1:27.114	22.095	44.994	20.025	252.5	55:55.849
35	1	1:27.696	22.155	45.607	19.934	251.3	57:23.545
36	1	1:26.951	22.037	45.099	19.815	260.3	58:50.496
37	1	1:29.556	22.250	47.172	20.134	246.8	1:00:20.052

10 **Racing Spirit of Leman** — Aston Martin Vantage AMR LMGT3
1.Anthony MCINTOSH 3.Valentin HASSE CLOT 2.Eduardo BARRICHELLO — LMGT3

Lap	D	Time	Sector 1	Sector 2	Sector 3	T. Spd	Elapsed
1	1	2:19.609	55.214	58.325	26.070		2:19.609
2	1	1:43.053	28.978	50.889	23.186	186.8	4:02.662
3	1	~~1:37.565~~	25.479	~~49.212~~	22.874	248.5	5:40.227
4	1	1:36.399	24.763	48.345	23.291	249.0	7:16.626
5	1	1:35.663	24.535	48.256	22.872	252.5	8:52.289
6	1	1:35.895	24.643	48.392	22.860	251.9	10:28.184
7	1	1:36.483	24.720	48.424	23.339	253.1	12:04.667
8	1	1:44.574 B	24.642	51.290	28.642	251.9	13:49.241
9	2	3:30.990	2:20.190	48.050	22.750		17:20.231
10	2	1:34.582	24.409	47.359	22.814	250.2	18:54.813
11	2	1:42.183	25.217	53.987	22.979	234.6	20:36.996
12	2	~~1:34.869~~	24.344	~~47.487~~	23.038	253.7	22:11.865
13	2	1:34.933	24.450	47.686	22.797	247.3	23:46.798
14	2	1:34.485	24.403	47.391	22.691	253.1	25:21.283
15	2	1:34.990	24.276	47.607	23.107	253.1	26:56.273
16	2	1:42.030 B	25.164	48.599	28.267	226.3	28:38.303
17	3	3:59.114	2:47.334	48.738	23.042		32:37.417
18	3	1:35.697	24.671	48.006	23.020	254.3	34:13.114
19	3	1:35.981	24.646	48.272	23.063	252.5	35:49.095
20	3	1:35.885	24.559	48.429	22.897	254.3	37:24.980
21	3	1:35.574	24.557	47.928	23.089	253.7	39:00.554
22	3	1:43.733 B	25.171	49.443	29.119	229.2	40:44.287
23	3	7:47.836	6:25.521	56.713	25.602		48:32.123
24	3	1:42.944	27.476	51.992	23.476	177.4	50:15.067
25	3	1:44.728	25.493	55.779	23.456	223.5	51:59.795
26	3	1:38.249	25.446	49.585	23.218	249.0	53:38.044
27	3	1:36.627	24.838	48.611	23.178	249.6	55:14.671
28	3	1:36.717	24.906	48.676	23.135	246.2	56:51.388
29	3	1:36.475	24.821	48.514	23.140	246.2	58:27.863
30	3	1:36.330	24.708	48.598	23.024	251.9	1:00:04.193

12 **Cadillac Hertz Team JOTA** — Cadillac V-Series.R
1.Alex LYNN 3.Will STEVENS 2.Norman NATO — HYPERCAR H

Lap	D	Time	Sector 1	Sector 2	Sector 3	T. Spd	Elapsed
1	1	1:59.668	45.516	52.680	21.472		1:59.668
2	1	1:31.375	23.989	47.140	20.246	213.9	3:31.043
3	1	1:33.995	23.473	49.263	21.259	217.7	5:05.038
4	1	1:29.506	21.544	44.888	23.074	266.7	6:34.544
5	1	1:24.368	21.518	43.198	19.652	273.4	7:58.912
6	1	1:28.197	21.821	45.422	20.954	271.3	9:27.109
7	1	1:28.825	21.600	46.308	20.917	278.3	10:55.934
8	1	1:26.122	21.718	44.513	19.891	272.7	12:22.056
9	1	1:26.533	21.893	44.399	20.241	273.4	13:48.589
10	1	1:32.733 B	22.410	43.665	26.658	253.7	15:21.322
11	2	5:34.646	4:23.705	50.184	20.757		20:55.968
12	2	1:27.173	23.002	44.257	19.914	224.9	22:23.141
13	2	1:24.912	21.861	43.475	19.576	251.3	23:48.053
14	2	1:25.305	22.131	43.525	19.649	258.5	25:13.358
15	2	1:25.443	21.758	43.974	19.711	258.5	26:38.801
16	2	1:27.365	23.169	44.166	20.030	226.8	28:06.166
17	2	1:25.676	21.834	43.988	19.854	256.7	29:31.842
18	2	1:25.854	21.864	44.106	19.884	261.0	30:57.696
19	2	1:27.389	21.845	45.719	19.825	257.9	32:25.085
20	2	1:26.585	21.978	44.675	19.932	257.3	33:51.670
21	2	1:26.653	22.562	44.305	19.786	247.9	35:18.323
22	2	1:32.373 B	22.964	44.052	25.357	226.8	36:50.696
23	3	5:45.521	4:38.792	46.838	19.891		42:36.217
24	3	1:26.830	22.300	44.617	19.913	233.6	44:03.047
25	3	1:27.556	22.166	45.340	20.050	240.8	45:30.603
26	3	1:26.306	22.001	44.348	19.957	252.5	46:56.909
27	3	1:28.852	21.993	45.377	21.482	262.8	48:25.761
28	3	1:27.066	22.097	45.048	19.921	257.9	49:52.827
29	3	1:26.434	22.039	44.448	19.947	259.7	51:19.261
30	3	1:26.217	21.945	44.422	19.850	263.5	52:45.478
31	3	1:28.338	22.448	45.432	20.458	241.3	54:13.816
32	3	1:28.915	22.098	46.343	20.474	254.9	55:42.731
33	3	1:26.854	22.143	44.741	19.970	261.6	57:09.585
34	3	1:26.581	22.004	44.589	19.988	251.3	58:36.166
35	3	1:26.294	21.918	44.405	19.971	262.8	1:00:02.460

ROLEX

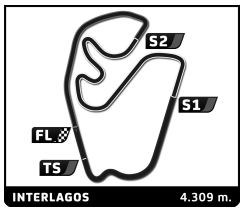

FIA WEC
Rolex 6 Hours of Sao Paulo
Free Practice 3

Sector Analysis

Lap under Red Flag | ~~Invalidated Lap~~ | Personal Best | Session Best | **B** Crossing the pit lane

15 — BMW M Team WRT — BMW M Hybrid V8 — HYPERCAR H
1.Dries VANTHOOR 2.Raffaele MARCIELLO 3.Kevin MAGNUSSEN

Lap	D	Time	Sector 1	Sector 2	Sector 3	T. Spd	Elapsed
1	1	1:57.288	43.452	53.244	20.592		1:57.288
2	1	1:30.673	23.414	46.846	20.413	220.8	3:27.961
3	1	1:30.120	22.569	47.472	20.079	229.6	4:58.081
4	1	1:24.287	21.580	43.144	19.563	266.0	6:22.368
5	1	1:25.307	21.466	44.187	19.654	274.1	7:47.675
6	1	1:31.139 B	21.822	43.565	25.752	275.5	9:18.814
7	2	3:07.949	1:55.744	51.308	20.897		12:26.763
8	2	1:26.997	22.627	44.402	19.968	235.1	13:53.760
9	2	1:26.572	21.978	44.594	20.000	253.1	15:20.332
10	2	1:26.520	22.396	44.144	19.980	260.3	16:46.852
11	2	1:26.422	21.913	44.546	19.963	263.5	18:13.274
12	2	1:26.181	21.925	44.290	19.966	267.4	19:39.455
13	2	1:26.517	21.954	44.384	20.179	262.8	21:05.972
14	2	1:27.192	22.083	44.974	20.135	266.0	22:33.164
15	2	1:26.660	22.106	44.509	20.045	259.1	23:59.824
16	2	1:26.505	22.045	44.406	20.054	266.0	25:26.329
17	2	~~1:27.170~~	22.006	~~44.783~~	20.381	265.4	26:53.499
18	2	1:27.006	22.114	44.779	20.113	266.0	28:20.505
19	2	1:27.841	22.096	45.313	20.432	261.6	29:48.346
20	2	1:33.150 B	22.005	44.823	26.322	266.0	31:21.496
21	3	2:52.761	1:47.611	45.228	19.922		34:14.257
22	3	1:27.375	22.291	44.866	20.218	259.1	35:41.632
23	3	1:26.791	22.128	44.613	20.050	263.5	37:08.423
24	3	1:27.035	22.398	44.605	20.032	264.1	38:35.458
25	3	1:26.872	22.462	44.429	19.981	267.4	40:02.330
26	3	1:33.117 B	22.301	44.833	25.983	266.7	41:35.447
27	3	2:10.927	1:06.230	44.627	20.070		43:46.374
28	3	1:27.676	22.250	45.118	20.308	264.1	45:14.050
29	3	1:27.155	22.392	44.689	20.074	265.4	46:41.205
30	3	1:26.821	22.170	44.617	20.034	266.7	48:08.026
31	3	1:26.727	21.981	44.679	20.067	269.3	49:34.753
32	3	1:27.966	22.334	45.628	20.004	268.7	51:02.719
33	3	1:27.630	22.441	45.061	20.128	263.5	52:30.349
34	3	1:27.099	22.120	44.789	20.190	266.0	53:57.448
35	3	1:33.508 B	22.107	45.740	25.661	264.8	55:30.956
36	3	2:37.987	1:33.314	44.534	20.139		58:08.943
37	3	1:27.612	22.169	45.289	20.154	264.1	59:36.555
38	3	1:27.499	22.326	45.058	20.115	268.7	1:01:04.054

20 — BMW M Team WRT — BMW M Hybrid V8 — HYPERCAR H
1.René RAST 2.Marco WITTMANN 3.Sheldon VAN DER LINDE

Lap	D	Time	Sector 1	Sector 2	Sector 3	T. Spd	Elapsed
1	3	1:56.531	43.046	52.583	20.902		1:56.531
2	3	1:31.215	23.455	47.243	20.517	220.4	3:27.746
3	3	1:26.033	22.112	44.211	19.710	251.3	4:53.779
4	3	1:26.391	22.583	44.062	19.746	247.9	6:20.170
5	3	1:25.132	21.563	43.700	19.869	281.9	7:45.302
6	3	1:24.944	21.722	43.249	19.973	274.1	9:10.246
7	3	1:32.868 B	22.809	44.406	25.653	235.1	10:43.114
8	1	4:36.032	3:23.814	51.385	20.833		15:19.146
9	1	1:31.126	24.735	46.348	20.043	225.4	16:50.272
10	1	1:27.121	22.575	44.498	20.048	244.6	18:17.393
11	1	1:26.338	22.026	44.251	20.061	259.1	19:43.731
12	1	1:26.811	22.055	44.659	20.097	261.6	21:10.542
13	1	1:27.055	22.163	44.753	20.139	261.6	22:37.597
14	1	1:27.263	22.369	44.792	20.102	251.9	24:04.860
15	1	1:29.883	22.061	47.445	20.377	268.7	25:34.743
16	1	1:32.598 B	22.085	44.692	25.821	260.3	27:07.341
17	1	4:41.576	3:29.577	51.173	20.826		31:48.917
18	1	1:28.694	23.020	45.507	20.167	232.6	33:17.611
19	1	1:27.544	22.200	45.009	20.335	253.7	34:45.155
20	1	1:27.094	22.142	44.803	20.149	257.3	36:12.249
21	1	1:29.359	22.884	46.011	20.464	250.8	37:41.608
22	1	1:27.202	22.143	44.846	20.213	261.6	39:08.810
23	1	1:27.350	22.240	44.876	20.234	258.5	40:36.160
24	1	1:28.127	22.162	45.751	20.214	263.5	42:04.287
25	1	1:33.761 B	22.178	45.557	26.026	259.7	43:38.048
26	2	3:43.437	2:37.289	45.997	20.151		47:21.485
27	2	1:27.181	22.206	44.757	20.218	249.0	48:48.666
28	2	1:26.600	22.029	44.432	20.139	258.5	50:15.266
29	2	1:26.662	22.258	44.289	20.115	262.2	51:41.928
30	2	1:27.605	22.220	45.250	20.135	266.0	53:09.533
31	2	1:27.420	22.065	45.257	20.098	261.6	54:36.953
32	2	1:32.440 B	22.081	44.619	25.740	259.1	56:09.393
33	2	2:39.687	1:34.693	44.857	20.137		58:49.080
34	2	1:30.012	22.161	47.537	20.314	257.3	1:00:19.092

21 — Vista AF Corse — Ferrari 296 LMGT3 — LMGT3
1.François HERIAU 2.Simon MANN 3.Alessio ROVERA

Lap	D	Time	Sector 1	Sector 2	Sector 3	T. Spd	Elapsed
1	2	3:01.510	1:32.762	1:03.049	25.699		3:01.510
2	2	1:45.626	26.943	55.285	23.398	199.4	4:47.136
3	2	1:35.459	24.915	47.510	23.034	241.9	6:22.595
4	2	~~1:36.818~~	24.518	~~48.965~~	23.335	247.9	7:59.413
5	2	1:40.543	24.836	52.268	23.439	249.6	9:39.956
6	2	1:35.419	24.636	47.637	23.146	248.5	11:15.375
7	2	1:35.621	24.472	48.032	23.117	249.0	12:50.996
8	2	1:41.359 B	24.716	47.683	28.960	246.8	14:32.355
9	1	3:01.280	1:48.319	49.903	23.058		17:33.635
10	1	1:36.599	24.857	48.522	23.220	247.3	19:10.234
11	1	1:36.935	24.873	48.726	23.336	249.6	20:47.169
12	1	1:36.632	24.700	48.629	23.303	251.9	22:23.801
13	1	1:37.212	24.822	49.096	23.294	250.8	24:01.013
14	1	1:39.212	24.875	50.855	23.482	251.3	25:40.225
15	1	1:36.755	24.811	48.685	23.259	252.5	27:16.980
16	1	~~1:44.883~~ B	24.927	~~50.481~~	29.475	249.6	29:01.863
17	3	2:51.883	1:34.945	53.481	23.457		31:53.746
18	3	1:37.375	25.330	48.714	23.331	234.1	33:31.121
19	3	~~1:37.218~~	25.031	~~48.867~~	23.320	248.5	35:08.339
20	3	~~1:37.291~~	24.917	~~49.009~~	23.365	245.7	36:45.630
21	3	1:37.080	24.920	48.856	23.304	249.0	38:22.710
22	3	1:37.468	25.002	49.063	23.403	242.4	40:00.178
23	3	~~1:37.192~~	25.010	~~48.826~~	23.356	246.8	41:37.370
24	3	1:43.849 B	24.967	49.571	29.311	246.8	43:21.219
25	3	2:48.178	1:30.652	53.697	23.829		46:09.397

ROLEX

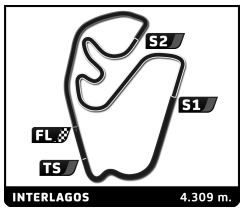

FIA WEC
Rolex 6 Hours of Sao Paulo
Free Practice 3

Sector Analysis

Lap under Red Flag | ~~Invalidated Lap~~ | Personal Best | Session Best | **B** Crossing the pit lane

Lap	D	Time	Sector 1	Sector 2	Sector 3	T. Spd	Elapsed
26	3	1:37.613	25.180	48.998	23.435	249.0	47:47.010
27	3	1:37.115	24.987	48.774	23.354	246.2	49:24.125
28	3	1:36.923	25.016	48.601	23.306	245.1	51:01.048
29	3	~~1:37.101~~	24.909	~~48.850~~	23.342	245.7	52:38.149
30	3	1:36.866	24.960	48.604	23.302	247.3	54:15.015
31	3	1:37.370	25.101	48.906	23.363	249.0	55:52.385
32	3	1:38.231	24.959	49.915	23.357	245.1	57:30.616
33	3	1:37.241	25.048	48.877	23.316	245.7	59:07.857
34	3	1:37.693	24.933	49.398	23.362	245.7	1:00:45.550

27 Heart of Racing Team — Aston Martin Vantage AMR LMGT3
1.Ian JAMES 3.Mattia DRUDI LMGT3
2.Zacharie ROBICHON

Lap	D	Time	Sector 1	Sector 2	Sector 3	T. Spd	Elapsed
1	1	2:43.797	1:21.193	57.759	24.845		2:43.797
2	1	1:45.655	27.789	53.391	24.475	205.4	4:29.452
3	1	1:46.204	27.359	55.409	23.436	177.1	6:15.656
4	1	1:36.024	25.016	48.190	22.818	251.9	7:51.680
5	1	~~1:35.514~~	24.768	~~47.877~~	22.869	253.7	9:27.194
6	1	1:35.935	24.803	48.033	23.099	255.5	11:03.129
7	1	1:35.745	24.647	48.122	22.976	254.9	12:38.874
8	1	1:37.164	24.714	49.210	23.240	255.5	14:16.038
9	1	1:44.582 B	24.866	48.639	31.077	251.9	16:00.620
10	2	6:25.282	5:09.013	52.961	23.308		22:25.902
11	2	1:40.077	25.286	51.553	23.238	204.7	24:05.979
12	2	1:36.288	24.705	48.622	22.961	249.6	25:42.267
13	2	1:35.436	24.503	47.965	22.968	255.5	27:17.703
14	2	1:36.204	24.685	48.516	23.003	254.9	28:53.907
15	2	1:35.906	24.644	48.178	23.084	254.3	30:29.813
16	2	1:35.509	24.562	48.066	22.881	254.3	32:05.322
17	2	1:35.854	24.673	48.158	23.023	254.3	33:41.176
18	2	1:36.495	24.735	48.750	23.010	252.5	35:17.671
19	2	1:41.901 B	24.733	48.382	28.786	251.9	36:59.572
20	3	3:29.025	2:17.239	48.772	23.014		40:28.597
21	3	1:35.553	24.673	48.006	22.874	250.8	42:04.150
22	3	1:36.918	24.828	49.158	22.932	250.2	43:41.068
23	3	1:35.654	24.533	48.028	23.093	254.3	45:16.722
24	3	1:35.238	24.491	47.899	22.848	256.1	46:51.960
25	3	1:37.747	24.462	48.666	24.619	253.1	48:29.707
26	3	1:41.212 B	24.635	48.356	28.221	250.2	50:10.919
27	3	3:34.977 B	1:44.527	1:07.657	42.793		53:45.896

31 The Bend Team WRT — BMW M4 LMGT3
1.Yasser SHAHIN 3.Augusto FARFUS LMGT3
2.Pedro EBRAHIM

Lap	D	Time	Sector 1	Sector 2	Sector 3	T. Spd	Elapsed
1	1	2:46.850	1:23.563	58.965	24.322		2:46.850
2	1	1:46.603	27.479	55.737	23.387	197.3	4:33.453
3	1	1:37.149	25.150	48.793	23.206	226.3	6:10.602
4	1	1:36.506	24.761	48.547	23.198	240.8	7:47.108
5	1	1:36.205	24.834	48.241	23.130	246.2	9:23.313
6	1	1:36.104	24.732	48.247	23.125	249.0	10:59.417
7	1	1:44.760 B	24.900	48.637	31.223	244.6	12:44.177
8	3	4:23.526	3:00.897	57.377	25.252		17:07.703
9	3	1:35.920	24.839	47.899	23.182	246.2	18:43.623
10	3	1:39.400	24.643	51.286	23.471	246.8	20:23.023
11	3	1:36.063	24.751	48.215	23.097	247.9	21:59.086
12	3	1:35.801	24.676	48.018	23.107	247.9	23:34.887
13	3	1:35.820	24.698	47.991	23.131	245.7	25:10.707
14	3	1:41.337 B	24.667	48.327	28.343	239.7	26:52.044
15	3	6:03.699	4:46.982	53.320	23.397		32:55.743
16	3	1:35.976	24.749	48.176	23.051	247.3	34:31.719
17	3	1:35.877	24.639	48.202	23.036	249.6	36:07.596
18	3	~~1:36.408~~	24.696	~~48.496~~	23.216	245.7	37:44.004
19	3	1:36.186	24.745	48.233	23.208	250.2	39:20.190
20	3	1:41.277 B	24.742	48.341	28.194	247.9	41:01.467
21	2	3:26.035	2:13.619	48.951	23.465		44:27.502
22	2	1:38.029	24.999	49.556	23.474	244.6	46:05.531
23	2	1:37.212	24.869	48.851	23.492	244.6	47:42.743
24	2	1:37.006	24.801	48.949	23.256	240.8	49:19.749
25	2	~~1:36.811~~	24.823	~~48.728~~	23.260	243.5	50:56.560
26	2	1:43.304 B	24.930	49.010	29.364	241.9	52:39.864
27	2	2:44.917	1:32.605	49.019	23.293		55:24.781
28	2	1:37.167	24.959	48.886	23.322	241.3	57:01.948
29	2	1:43.007 B	24.899	49.256	28.852	239.2	58:44.955
30	2	2:07.596	54.104	50.222	23.270		1:00:52.551

33 TF Sport — Corvette Z06 LMGT3.R
1.Ben KEATING 3.Daniel JUNCADELLA LMGT3
2.Jonny EDGAR

Lap	D	Time	Sector 1	Sector 2	Sector 3	T. Spd	Elapsed
1	2	2:06.955	48.133	54.792	24.030		2:06.955
2	2	1:39.060	26.201	49.572	23.287	233.1	3:46.015
3	2	1:36.527	24.751	48.526	23.250	254.3	5:22.542
4	2	1:34.414	24.357	47.031	23.026	257.3	6:56.956
5	2	1:42.400	25.344	52.734	24.322	251.9	8:39.356
6	2	1:34.521	24.361	47.181	22.979	258.5	10:13.877
7	2	1:46.777 B	26.146	52.540	28.091	253.7	12:00.654
8	1	3:32.851	2:19.140	49.680	24.031		15:33.505
9	1	1:37.615	24.839	49.480	23.296	247.9	17:11.120
10	1	~~1:36.928~~	24.808	~~48.920~~	23.200	251.9	18:48.048
11	1	1:36.311	24.774	48.336	23.201	253.7	20:24.359
12	1	1:36.519	24.633	48.472	23.414	254.3	22:00.878
13	1	~~1:36.931~~	24.958	~~48.455~~	23.518	255.5	23:37.809
14	1	1:36.307	24.773	48.451	23.083	257.9	25:14.116
15	1	1:36.404	24.769	48.563	23.072	254.3	26:50.520
16	1	1:41.481 B	24.684	48.306	28.491	251.9	28:32.001
17	3	2:56.285	1:43.539	49.281	23.465		31:28.286
18	3	1:36.618	24.897	48.357	23.364	247.9	33:04.904
19	3	1:36.646	25.113	48.305	23.228	238.2	34:41.550
20	3	1:36.632	24.858	48.520	23.254	243.5	36:18.182
21	3	1:37.008	24.764	48.896	23.348	250.8	37:55.190
22	3	1:36.414	24.727	48.385	23.302	253.1	39:31.604
23	3	1:35.726	24.676	48.002	23.048	250.8	41:07.330
24	3	1:35.922	24.669	48.063	23.190	253.1	42:43.252
25	3	~~1:36.711~~	24.847	~~48.687~~	23.177	246.2	44:19.963
26	3	1:36.285	24.691	48.305	23.289	253.7	45:56.248
27	3	1:36.909	24.691	48.917	23.301	254.3	47:33.157
28	3	1:36.651	24.592	48.860	23.199	254.9	49:09.808
29	3	1:36.006	24.683	48.087	23.236	252.5	50:45.814
30	3	1:36.008	24.690	48.129	23.189	253.1	52:21.822
31	3	1:36.130	24.633	48.203	23.294	253.1	53:57.952

ROLEX

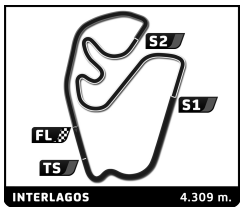

FIA WEC
Rolex 6 Hours of Sao Paulo
Free Practice 3

Sector Analysis

Lap under Red Flag | ~~Invalidated Lap~~ | Personal Best | Session Best | **B** Crossing the pit lane

35 — Alpine Endurance Team — Alpine A424 HYPERCAR H
1.Paul-Loup CHATIN 3.Charles MILESI 2.Ferdinand HABSBURG

Lap	D	Time	Sector 1	Sector 2	Sector 3	T. Spd	Elapsed
32	3	1:37.733	24.863	49.615	23.255	251.3	55:35.685
33	3	~~1:36.382~~	24.737	~~48.517~~	23.128	252.5	57:12.067
34	3	1:38.345	24.585	49.843	23.917	254.9	58:50.412
35	3	1:36.191	24.776	48.275	23.140	249.0	1:00:26.603
1	1	1:57.828	40.683	54.488	22.657		1:57.828
2	1	1:32.452	24.865	47.259	20.328	193.1	3:30.280
3	1	1:29.836	23.205	46.338	20.293	234.1	5:00.116
4	1	1:28.885	22.443	45.948	20.494	232.6	6:29.001
5	1	1:24.409	21.588	43.073	19.748	277.6	7:53.410
6	1	1:38.449	27.018	50.921	20.510	225.4	9:31.859
7	1	1:24.727	21.809	43.088	19.830	275.5	10:56.586
8	1	1:29.629	21.720	47.303	20.606	274.8	12:26.215
9	1	1:32.236 B	21.550	43.155	27.531	274.1	13:58.451
10	2	3:05.770	1:54.266	50.976	20.528		17:04.221
11	2	1:34.549 B	22.967	45.765	25.817	238.7	18:38.770
12	2	3:16.134	2:10.956	45.318	19.860		21:54.904
13	2	1:26.182	21.957	44.210	20.015	263.5	23:21.086
14	2	1:27.579	22.032	44.693	20.854	255.5	24:48.665
15	2	1:25.955	21.894	44.052	20.009	268.7	26:14.620
16	2	1:25.647	21.861	43.865	19.921	272.7	27:40.267
17	2	1:27.982	22.240	45.141	20.601	266.7	29:08.249
18	2	1:28.415	21.838	45.746	20.831	274.8	30:36.664
19	2	1:26.426	22.049	44.259	20.118	266.0	32:03.090
20	2	1:25.964	21.919	44.019	20.026	269.3	33:29.054
21	2	1:26.117	21.878	44.276	19.963	270.7	34:55.171
22	2	1:26.105	21.859	44.159	20.087	273.4	36:21.276
23	2	1:32.409 B	22.129	44.751	25.529	272.7	37:53.685
24	3	2:28.763	1:23.343	45.237	20.183		40:22.448
25	3	1:29.039	21.957	46.758	20.324	272.0	41:51.487
26	3	1:26.259	22.032	44.185	20.042	255.5	43:17.746
27	3	1:26.433	21.980	44.253	20.200	262.2	44:44.179
28	3	1:27.511	21.999	45.524	19.988	252.5	46:11.690
29	3	1:27.406	21.906	45.414	20.086	271.3	47:39.096
30	3	1:26.807	21.993	44.793	20.021	268.0	49:05.903
31	3	1:27.508	22.983	44.521	20.004	242.9	50:33.411
32	3	1:26.047	21.914	44.139	19.994	266.7	51:59.458
33	3	1:27.554	22.103	45.041	20.410	259.1	53:27.012
34	3	1:32.975	22.203	50.520	20.252	254.9	54:59.987
35	3	1:27.891	21.955	45.881	20.055	263.5	56:27.878
36	3	1:27.221	22.889	44.269	20.063	247.9	57:55.099
37	3	1:25.988	21.900	44.114	19.974	263.5	59:21.087
38	3	1:26.887	21.956	44.971	19.960	260.3	1:00:47.974

36 — Alpine Endurance Team — Alpine A424 HYPERCAR H
1.Jules GOUNON 3.Mick SCHUMACHER 2.Frédéric MAKOWIECKI

Lap	D	Time	Sector 1	Sector 2	Sector 3	T. Spd	Elapsed
1	3	2:01.391	42.482	55.323	23.586		2:01.391
2	3	1:35.896	25.698	48.234	21.964	187.4	3:37.287
3	3	1:30.513	23.364	46.478	20.671	229.2	5:07.800
4	3	1:29.267	23.140	46.378	19.749	225.8	6:37.067
5	3	1:24.505	21.808	42.902	19.795	276.2	8:01.572
6	3	1:34.038	21.648	51.762	20.628	284.1	9:35.610
7	3	1:24.714	21.636	43.068	20.010	271.3	11:00.324
8	3	1:32.973	23.413	48.585	20.975	230.6	12:33.297
9	3	1:24.645	21.713	43.127	19.805	264.1	13:57.942
10	3	1:34.942 B	22.955	45.954	26.033	225.4	15:32.884
11	1	4:46.946	3:34.729	51.061	21.156		20:19.830
12	1	1:31.221	23.646	47.158	20.417	219.5	21:51.051
13	1	1:35.285 B	22.747	46.030	26.508	238.2	23:26.336
14	1	2:25.620	1:19.779	45.974	19.867		25:51.956
15	1	1:26.944	22.031	44.916	19.997	252.5	27:18.900
16	1	1:26.797	22.544	44.213	20.040	253.7	28:45.697
17	1	1:26.088	21.979	44.077	20.032	254.3	30:11.785
18	1	1:26.099	22.005	44.125	19.969	260.3	31:37.884
19	1	1:27.213	21.958	45.161	20.094	267.4	33:05.097
20	1	1:26.190	21.978	44.259	19.953	263.5	34:31.287
21	1	1:32.887 B	22.404	44.717	25.766	257.9	36:04.174
22	2	2:42.163	1:36.084	45.149	20.930		38:46.337
23	2	1:29.181	22.329	45.828	21.024	254.9	40:15.518
24	2	1:26.205	22.074	44.153	19.978	262.8	41:41.723
25	2	1:26.405	22.021	44.302	20.082	261.6	43:08.128
26	2	1:26.579	22.022	44.517	20.040	264.8	44:34.707
27	2	1:27.626	22.107	45.313	20.206	259.1	46:02.333
28	2	1:26.657	22.096	44.587	19.974	272.7	47:28.990
29	2	1:26.902	22.124	44.759	20.019	256.1	48:55.892
30	2	1:27.221	22.277	44.956	19.988	259.7	50:23.113
31	2	1:27.756	22.313	45.427	20.016	254.3	51:50.869
32	2	1:32.219	23.195	49.004	20.020	256.1	53:23.088
33	2	1:27.285	21.941	45.045	20.299	273.4	54:50.373
34	2	1:27.687	22.552	44.696	20.439	259.7	56:18.060
35	2	1:26.314	21.980	44.390	19.944	269.3	57:44.374
36	2	1:26.513	21.950	44.399	20.164	264.8	59:10.887
37	2	1:28.826	22.484	46.098	20.244	262.2	1:00:39.713

38 — Cadillac Hertz Team JOTA — Cadillac V-Series.R HYPERCAR H
1.Earl BAMBER 3.Jenson BUTTON 2.Sébastien BOURDAIS

Lap	D	Time	Sector 1	Sector 2	Sector 3	T. Spd	Elapsed
1	2	2:02.189	48.063	52.580	21.546		2:02.189
2	2	1:31.687	24.718	46.764	20.205	191.4	3:33.876
3	2	1:27.738	22.562	45.375	19.801	247.9	5:01.614
4	2	1:29.831	21.975	46.556	21.300	249.6	6:31.445
5	2	1:25.057	21.606	43.699	19.752	277.6	7:56.502
6	2	1:27.960	23.218	44.944	19.798	267.4	9:24.462
7	2	1:29.155	21.918	46.972	20.265	266.7	10:53.617
8	2	1:30.157 B	21.528	43.367	25.262	266.0	12:23.774
9	1	8:52.691	7:48.397	44.391	19.903		21:16.465
10	1	1:26.876	22.185	44.560	20.131	259.1	22:43.341
11	1	~~1:26.599~~	22.164	~~43.914~~	20.521	252.5	24:09.940
12	1	1:25.941	22.064	43.926	19.951	254.3	25:35.881
13	1	1:33.349 B	22.040	45.511	25.798	257.9	27:09.230
14	1	2:48.644	1:44.727	44.029	19.888		29:57.874
15	1	1:27.016	21.919	45.037	20.060	261.0	31:24.890
16	1	1:25.928	22.062	43.922	19.944	254.3	32:50.818
17	1	1:26.191	22.185	44.084	19.922	266.0	34:17.009
18	1	1:25.876	21.918	44.036	19.922	265.4	35:42.885

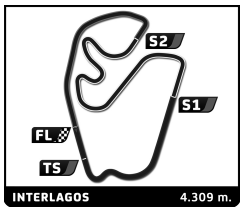

FIA WEC
Rolex 6 Hours of Sao Paulo
Free Practice 3

Sector Analysis

Lap under Red Flag | ~~Invalidated Lap~~ | Personal Best | Session Best | **B** Crossing the pit lane

Lap	D	Time	Sector 1	Sector 2	Sector 3	T. Spd	Elapsed
19	1	1:30.981	22.320	48.478	20.183	257.3	37:13.866
20	1	1:33.477 B	22.322	44.832	26.323	264.8	38:47.343
21	3	3:34.243	2:28.306	45.222	20.715		42:21.586
22	3	1:28.274	22.203	44.477	21.594	239.2	43:49.860
23	3	1:26.645	22.402	44.252	19.991	247.9	45:16.505
24	3	1:26.431	21.993	44.284	20.154	250.8	46:42.936
25	3	1:27.736	22.943	44.815	19.978	237.1	48:10.672
26	3	1:26.166	22.028	44.237	19.901	254.9	49:36.838
27	3	1:33.332 B	21.944	45.247	26.141	262.8	51:10.170
28	3	2:19.694	1:14.625	45.203	19.866		53:29.864
29	3	1:26.425	22.149	44.366	19.910	248.5	54:56.289
30	3	1:27.897	22.052	44.998	20.847	256.1	56:24.186
31	3	1:26.904	22.103	44.938	19.863	254.9	57:51.090
32	3	1:26.211	22.033	44.349	19.829	259.1	59:17.301
33	3	1:27.727	22.009	45.517	20.201	264.8	1:00:45.028

46 Team WRT — BMW M4 LMGT3 — LMGT3
1.Ahmad AL HARTHY 2.Valentino ROSSI 3.Kelvin VAN DER LINDE

Lap	D	Time	Sector 1	Sector 2	Sector 3	T. Spd	Elapsed
1	1	2:46.044	1:22.313	59.136	24.595		2:46.044
2	1	1:43.845	27.450	53.126	23.269	204.7	4:29.889
3	1	1:39.199	24.910	49.355	24.934	251.3	6:09.088
4	1	1:35.642	24.896	47.830	22.916	250.8	7:44.730
5	1	1:36.228	24.798	48.302	23.128	246.2	9:20.958
6	1	1:42.086 B	24.778	48.307	29.001	253.1	11:03.044
7	2	4:26.078	3:14.938	48.144	22.996		15:29.122
8	2	1:36.031	24.771	48.029	23.231	242.9	17:05.153
9	2	1:36.131	24.895	48.094	23.142	248.5	18:41.284
10	2	1:36.148	24.985	48.113	23.050	241.3	20:17.432
11	2	1:41.272 B	24.790	48.268	28.214	247.9	21:58.704
12	1	3:59.033	2:45.143	50.570	23.320		25:57.737
13	1	1:37.038	24.959	48.878	23.201	232.1	27:34.775
14	1	1:37.317	24.905	49.145	23.267	246.8	29:12.092
15	1	1:37.046	25.082	48.718	23.246	242.9	30:49.138
16	1	1:37.567	25.195	48.804	23.568	245.7	32:26.705
17	1	1:43.382 B	25.211	49.021	29.150	240.8	34:10.087
18	2	4:08.633	2:52.786	52.146	23.701		38:18.720
19	2	~~1:37.183~~	25.092	~~48.946~~	23.145	246.8	39:55.903
20	2	1:36.759	24.906	48.623	23.230	247.3	41:32.662
21	2	1:36.611	24.917	48.558	23.136	245.1	43:09.273
22	2	~~1:36.769~~	24.817	~~48.699~~	23.253	248.5	44:46.042
23	2	1:41.140 B	24.874	48.591	27.675	242.4	46:27.182
24	3	3:46.078	2:33.085	49.799	23.194		50:13.260
25	3	1:37.240	24.904	49.150	23.186	243.5	51:50.500
26	3	1:37.096	25.115	48.781	23.200	240.8	53:27.596
27	3	1:36.508	24.829	48.566	23.113	244.0	55:04.104
28	3	1:39.655	25.377	50.404	23.874	247.3	56:43.759
29	3	1:36.603	24.852	48.563	23.188	247.9	58:20.362
30	3	1:36.563	24.842	48.651	23.070	248.5	59:56.925
31	3	1:36.354	24.844	48.507	23.003	251.9	1:01:33.279

50 Ferrari AF Corse — Ferrari 499P — HYPERCAR H
1.Antonio FUOCO 2.Miguel MOLINA 3.Nicklas NIELSEN

Lap	D	Time	Sector 1	Sector 2	Sector 3	T. Spd	Elapsed
1	1	2:22.333	1:06.067	54.369	21.897		2:22.333
2	1	1:34.102	24.669	48.510	20.923	215.1	3:56.435
3	1	1:31.124	23.281	46.571	21.272	235.6	5:27.559
4	1	1:29.378	23.267	46.224	19.887	235.1	6:56.937
5	1	~~1:35.891~~	21.835	~~52.742~~	21.314	266.0	8:32.828
6	1	1:24.185	21.691	42.825	19.669	263.5	9:57.013
7	1	1:49.531	29.265	58.911	21.355	214.3	11:46.544
8	1	1:29.845 B	21.719	42.944	25.182	260.3	13:16.389
9	2	2:54.227	1:49.229	45.051	19.947		16:10.616
10	2	1:27.181	21.946	45.208	20.027	262.8	17:37.797
11	2	1:26.256	22.008	44.181	20.067	256.7	19:04.053
12	2	1:26.554	22.038	44.503	20.013	257.9	20:30.607
13	2	1:27.345	21.910	44.996	20.439	264.8	21:57.952
14	2	1:26.389	21.999	44.231	20.159	270.0	23:24.341
15	2	1:26.779	22.010	44.463	20.306	264.8	24:51.120
16	2	1:26.420	21.977	44.239	20.204	274.1	26:17.540
17	2	1:26.433	21.991	44.308	20.134	261.6	27:43.973
18	2	1:27.433	22.072	45.143	20.218	270.0	29:11.406
19	2	1:26.452	21.984	44.323	20.145	266.0	30:37.858
20	2	1:26.484	21.903	44.453	20.128	267.4	32:04.342
21	2	1:26.519	21.949	44.428	20.142	265.4	33:30.861
22	2	1:26.562	21.904	44.341	20.317	271.3	34:57.423
23	2	1:26.112	21.926	44.057	20.129	265.4	36:23.535
24	2	1:33.345 B	22.113	45.061	26.171	245.7	37:56.880
25	3	2:17.248	1:11.318	45.778	20.152		40:14.128
26	3	1:26.445	22.136	44.125	20.184	255.5	41:40.573
27	3	1:26.624	22.000	44.444	20.180	264.8	43:07.197
28	3	1:26.704	21.918	44.608	20.178	269.3	44:33.901
29	3	1:26.752	21.854	44.893	20.005	272.7	46:00.653
30	3	1:27.313	22.002	45.253	20.058	264.1	47:27.966
31	3	1:27.394	22.122	45.111	20.161	261.0	48:55.360
32	3	1:25.960	21.921	43.977	20.062	266.0	50:21.320
33	3	1:26.981	21.817	44.944	20.220	278.3	51:48.301
34	3	~~1:26.154~~	21.858	~~44.211~~	20.085	279.0	53:14.455
35	3	1:26.611	22.195	44.370	20.046	267.4	54:41.066
36	3	1:25.714	21.854	43.910	19.950	272.7	56:06.780
37	3	1:32.450 B	21.768	44.166	26.516	279.0	57:39.230
38	3	2:40.271	1:31.488	47.674	21.109		1:00:19.501

51 Ferrari AF Corse — Ferrari 499P — HYPERCAR H
1.Alessandro PIER GUIDI 2.James CALADO 3.Antonio GIOVINAZZI

Lap	D	Time	Sector 1	Sector 2	Sector 3	T. Spd	Elapsed
1	3	2:23.646	1:06.924	54.163	22.559		2:23.646
2	3	1:34.030	24.374	48.618	21.038	209.8	3:57.676
3	3	1:31.409	24.019	46.610	20.780	221.3	5:29.085
4	3	1:41.729	23.875	57.682	20.172	218.6	7:10.814
5	3	1:37.593	21.807	54.784	21.002	257.3	8:48.407
6	3	1:24.574	21.881	42.845	19.848	270.0	10:12.981
7	3	2:03.617	36.116	1:07.125	20.376	145.6	12:16.598
8	3	~~1:39.780~~ B	21.889	~~48.044~~	29.847	266.0	13:56.378
9	3	2:45.702	1:40.170	45.232	20.300		16:42.080
10	3	1:26.251	22.061	44.080	20.110	259.1	18:08.331
11	3	1:26.439	22.130	44.102	20.207	254.9	19:34.770
12	3	1:26.581	22.162	44.287	20.132	262.2	21:01.351
13	3	1:27.194	22.431	44.582	20.181	250.8	22:28.545

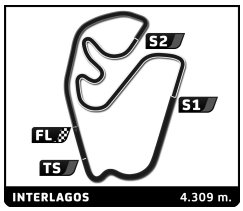

FIA WEC
Rolex 6 Hours of Sao Paulo
Free Practice 3

Sector Analysis

Lap under Red Flag | ~~Invalidated Lap~~ | Personal Best | Session Best | **B** Crossing the pit lane

Lap	D	Time	Sector 1	Sector 2	Sector 3	T. Spd	Elapsed
14	3	1:26.950	22.165	44.637	20.148	260.3	23:55.495
15	3	1:26.824	22.193	44.444	20.187	265.4	25:22.319
16	3	1:33.908 B	22.564	44.445	26.899	258.5	26:56.227
17	2	2:33.985	1:28.083	45.312	20.590		29:30.212
18	2	1:26.707	22.192	44.309	20.206	262.2	30:56.919
19	2	1:27.553	22.146	45.165	20.242	260.3	32:24.472
20	2	1:26.693	22.083	44.372	20.238	270.0	33:51.165
21	2	~~1:39.258~~	~~23.286~~	54.520	21.452	253.7	35:30.423
22	2	1:26.373	22.023	44.165	20.185	259.1	36:56.796
23	2	1:26.405	22.107	44.143	20.155	267.4	38:23.201
24	2	1:27.367	22.186	44.944	20.237	259.1	39:50.568
25	2	1:26.314	22.049	44.038	20.227	265.4	41:16.882
26	2	1:26.713	22.115	44.308	20.290	266.7	42:43.595
27	2	1:35.746 B	22.309	44.675	28.762	248.5	44:19.341
28	1	2:35.787	1:30.488	45.052	20.247		46:55.128
29	1	1:28.551	22.122	45.961	20.468	263.5	48:23.679
30	1	1:27.475	22.276	44.943	20.256	250.2	49:51.154
31	1	1:26.939	22.449	44.230	20.260	265.4	51:18.093
32	1	1:26.781	22.252	44.349	20.180	276.2	52:44.874
33	1	1:28.198	22.776	45.152	20.270	256.1	54:13.072
34	1	1:26.704	22.087	44.425	20.192	270.0	55:39.776
35	1	1:27.239	22.087	44.968	20.184	270.0	57:07.015
36	1	1:27.024	22.069	44.713	20.242	266.7	58:34.039
37	1	~~1:27.970~~	22.129	~~45.361~~	20.480	267.4	1:00:02.009

54 Vista AF Corse — Ferrari 296 LMGT3 — LMGT3
1.Thomas FLOHR 2.Francesco CASTELLACCI 3.Davide RIGON

Lap	D	Time	Sector 1	Sector 2	Sector 3	T. Spd	Elapsed
1	1	2:34.642	1:14.596	55.589	24.457		2:34.642
2	1	1:41.013	26.754	50.780	23.479	205.4	4:15.655
3	1	1:37.798	25.276	49.108	23.414	238.7	5:53.453
4	1	1:36.915	25.061	48.629	23.225	248.5	7:30.368
5	1	1:38.107	25.338	49.199	23.570	250.8	9:08.475
6	1	1:46.646 B	25.095	49.981	31.570	249.0	10:55.121
7	1	2:58.875	1:41.787	53.349	23.739		13:53.996
8	1	1:40.548	25.234	51.589	23.725	236.6	15:34.544
9	1	1:43.968	25.161	54.820	23.987	250.2	17:18.512
10	1	1:35.931	24.759	47.984	23.188	249.6	18:54.443
11	1	1:36.152	24.719	48.120	23.313	250.2	20:30.595
12	1	1:43.411 B	24.894	48.505	30.012	247.9	22:14.006
13	3	2:38.499	1:26.742	48.601	23.156		24:52.505
14	3	1:35.572	24.694	47.724	23.154	249.0	26:28.077
15	3	1:35.489	24.554	47.885	23.050	250.8	28:03.566
16	3	1:35.312	24.612	47.625	23.075	251.3	29:38.878
17	3	1:35.313	24.471	47.652	23.190	247.3	31:14.191
18	3	1:35.402	24.587	47.722	23.093	250.8	32:49.593
19	3	~~1:41.257~~ B	24.495	~~48.380~~	28.382	252.5	34:30.850
20	3	2:34.525	1:21.548	49.928	23.049		37:05.375
21	3	1:35.462	24.579	47.764	23.119	253.1	38:40.837
22	3	1:35.566	24.593	47.855	23.118	244.0	40:16.403
23	3	1:41.291 B	24.740	47.806	28.745	240.3	41:57.694
24	2	2:41.634	1:28.247	49.836	23.551		44:39.328
25	2	1:36.852	24.968	48.561	23.323	237.1	46:16.180
26	2	1:38.504	25.968	49.167	23.369	236.6	47:54.684
27	2	1:35.983	24.853	48.002	23.128	249.6	49:30.667
28	2	1:36.736	24.580	48.805	23.351	250.2	51:07.403
29	2	1:36.123	24.684	48.063	23.376	250.2	52:43.526
30	2	1:36.108	24.701	48.205	23.202	248.5	54:19.634
31	2	1:35.968	24.628	48.163	23.177	251.3	55:55.602
32	2	1:38.779	24.900	50.685	23.194	240.8	57:34.381
33	2	1:38.057	24.610	50.032	23.415	249.0	59:12.438
34	2	1:36.286	24.732	48.307	23.247	255.5	1:00:48.724

59 United Autosports — McLaren 720S LMGT3 Evo — LMGT3
1.James COTTINGHAM 2.Sébastien BAUD 3.Grégoire SAUCY

Lap	D	Time	Sector 1	Sector 2	Sector 3	T. Spd	Elapsed
1	1	3:06.839	1:40.594	1:00.464	25.781		3:06.839
2	1	1:45.052	27.983	52.640	24.429	188.1	4:51.891
3	1	~~1:46.988~~	26.400	~~53.368~~	27.220	211.8	6:38.879
4	1	1:35.847	24.909	47.908	23.030	254.3	8:14.726
5	1	1:38.908	24.579	48.959	25.370	250.2	9:53.634
6	1	1:35.372	24.580	47.943	22.849	252.5	11:29.006
7	1	1:35.473	24.691	47.931	22.851	250.8	13:04.479
8	1	1:36.397	24.775	48.593	23.029	249.6	14:40.876
9	1	1:35.794	24.837	48.010	22.947	251.3	16:16.670
10	1	~~1:41.813~~ B	24.904	~~48.062~~	28.847	247.9	17:58.483
11	3	3:02.366	1:46.056	53.377	22.933		21:00.849
12	3	1:35.826	24.991	47.953	22.882	250.2	22:36.675
13	3	1:35.462	24.580	47.908	22.974	251.9	24:12.137
14	3	1:35.042	24.488	47.658	22.896	253.7	25:47.179
15	3	1:35.243	24.495	47.796	22.952	251.3	27:22.422
16	3	1:41.454 B	24.619	48.407	28.428	238.2	29:03.876
17	3	5:04.608	3:51.344	50.114	23.150		34:08.484
18	3	1:35.633	24.586	48.117	22.930	246.2	35:44.117
19	3	1:35.610	24.562	48.148	22.900	252.5	37:19.727
20	3	1:35.621	24.679	48.056	22.886	253.1	38:55.348
21	3	1:36.893	24.711	49.230	22.952	241.3	40:32.241
22	3	1:41.476 B	24.639	48.532	28.305	250.2	42:13.717
23	2	3:38.313	2:25.226	49.962	23.125		45:52.030
24	2	1:36.362	24.793	48.508	23.061	244.6	47:28.392
25	2	1:36.926	24.925	48.995	23.006	240.8	49:05.318
26	2	1:36.123	24.790	48.295	23.038	247.3	50:41.441
27	2	1:36.373	24.851	48.480	23.042	245.7	52:17.814
28	2	1:36.552	25.069	48.468	23.015	238.2	53:54.366
29	2	1:36.344	24.805	48.507	23.032	249.6	55:30.710
30	2	1:36.629	24.833	48.820	22.976	246.2	57:07.339
31	2	1:36.490	24.792	48.722	22.976	238.7	58:43.829
32	2	1:36.178	24.737	48.303	23.138	238.2	1:00:20.007

60 Iron Lynx — Mercedes-AMG LMGT3 — LMGT3
1.Andrew GILBERT 2.Lorcan HANAFIN 3.Fran RUEDA

Lap	D	Time	Sector 1	Sector 2	Sector 3	T. Spd	Elapsed
1	3	2:31.879	1:14.839	53.250	23.790		2:31.879
2	3	1:38.085	24.902	49.887	23.296	237.1	4:09.964
3	3	1:35.405	24.637	47.720	23.048	251.3	5:45.369
4	3	1:37.054	24.595	49.333	23.126	254.9	7:22.423
5	3	1:36.907	24.712	49.173	23.022	250.2	8:59.330
6	3	~~1:35.965~~	24.686	~~48.199~~	23.080	252.5	10:35.295
7	3	1:36.119	24.728	48.398	22.993	251.9	12:11.414

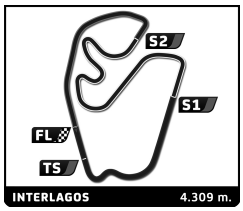

FIA WEC
Rolex 6 Hours of Sao Paulo
Free Practice 3

Sector Analysis

Lap under Red Flag | ~~Invalidated Lap~~ | Personal Best | Session Best | **B** Crossing the pit lane

Lap	D	Time	Sector 1	Sector 2	Sector 3	T. Spd	Elapsed
8	3	1:43.326 B	24.745	48.664	29.917	251.3	13:54.740
9	2	3:06.677	1:54.918	48.690	23.069		17:01.417
10	2	~~1:36.494~~	24.774	~~48.529~~	23.191	249.6	18:37.911
11	2	1:35.944	24.832	48.074	23.038	244.6	20:13.855
12	2	1:36.067	24.537	48.332	23.198	253.7	21:49.922
13	2	1:36.147	24.704	48.377	23.066	252.5	23:26.069
14	2	1:35.829	24.653	48.073	23.103	254.9	25:01.898
15	2	1:36.294	24.646	48.526	23.122	254.9	26:38.192
16	2	1:36.545	24.835	48.480	23.230	247.3	28:14.737
17	2	1:41.461 B	24.722	48.240	28.499	244.6	29:56.198
18	1	3:25.463	2:09.525	52.464	23.474		33:21.661
19	1	1:38.722	25.211	49.825	23.686	250.8	35:00.383
20	1	1:37.539	25.004	49.065	23.470	251.9	36:37.922
21	1	~~1:39.242~~	25.042	~~50.258~~	23.942	251.3	38:17.164
22	1	1:45.181 B	25.168	49.465	30.548	249.0	40:02.345
23	1	6:39.973	5:18.751	57.085	24.137		46:42.318
24	1	1:38.733	25.966	49.578	23.189	239.7	48:21.051
25	1	1:37.559	24.891	49.361	23.307	251.3	49:58.610
26	1	1:38.467	25.190	49.705	23.572	251.9	51:37.077
27	1	1:38.123	25.439	49.387	23.297	243.5	53:15.200
28	1	1:37.701	25.063	49.303	23.335	254.3	54:52.901
29	1	1:38.876	25.283	49.845	23.748	251.9	56:31.777
30	1	1:39.243	25.783	49.821	23.639	238.7	58:11.020
31	1	1:37.506	25.066	49.104	23.336	251.3	59:48.526
32	1	1:37.207	25.000	48.946	23.261	251.9	1:01:25.733

61 **Iron Lynx** — Mercedes-AMG LMGT3
1.Martin BERRY 2.Lin HODENIUS 3.Maxime MARTIN — LMGT3

Lap	D	Time	Sector 1	Sector 2	Sector 3	T. Spd	Elapsed
1	3	1:53.803	37.362	52.975	23.466		1:53.803
2	3	1:37.381	25.315	48.869	23.197	225.8	3:31.184
3	3	1:37.412	25.293	49.065	23.054	233.1	5:08.596
4	3	1:35.592	24.779	47.871	22.942	241.3	6:44.188
5	3	1:35.240	24.600	47.696	22.944	247.9	8:19.428
6	3	1:35.439	24.668	47.827	22.944	249.6	9:54.867
7	3	1:40.382 B	24.565	48.027	27.790	250.8	11:35.249
8	1	3:06.808	1:53.153	50.568	23.087		14:42.057
9	1	1:38.425	25.241	49.432	23.752	246.2	16:20.482
10	1	1:37.426	25.190	49.021	23.215	245.7	17:57.908
11	1	~~1:44.500~~ B	25.095	~~49.018~~	30.387	253.1	19:42.408
12	1	2:29.250	1:07.821	57.710	23.719		22:11.658
13	1	1:36.612	25.400	48.404	22.808	249.6	23:48.270
14	1	1:35.616	24.933	47.773	22.910	253.7	25:23.886
15	1	1:35.731	24.669	48.093	22.969	256.1	26:59.617
16	1	1:36.019	24.815	48.082	23.122	251.9	28:35.636
17	1	~~1:36.208~~	24.851	~~48.243~~	23.114	249.6	30:11.844
18	1	1:42.540 B	24.783	48.113	29.644	249.0	31:54.384
19	3	3:03.744 B	1:44.923	50.200	28.621		34:58.128
20	2	2:54.663	1:42.272	49.362	23.029		37:52.791
21	2	1:35.988	24.764	48.056	23.168	249.6	39:28.779
22	2	1:35.799	24.729	48.013	23.057	246.8	41:04.578
23	2	1:36.631	24.923	48.445	23.263	240.8	42:41.209
24	2	1:36.294	24.718	48.164	23.412	250.8	44:17.503
25	2	1:35.756	24.560	48.041	23.155	252.5	45:53.259
26	2	1:40.924 B	24.611	48.044	28.269	252.5	47:34.183
27	2	3:13.514	2:01.111	49.325	23.078		50:47.697
28	2	1:35.560	24.749	47.797	23.014	244.0	52:23.257
29	2	1:35.446	24.548	47.905	22.993	251.3	53:58.703
30	2	1:36.364	24.426	48.735	23.203	254.3	55:35.067
31	2	1:35.630	24.630	47.988	23.012	251.9	57:10.697
32	2	1:35.769	24.626	48.127	23.016	253.7	58:46.466
33	2	1:37.796	24.533	50.038	23.225	254.3	1:00:24.262

77 **Proton Competition** — Ford Mustang LMGT3
1.Bernardo SOUSA 2.Ben TUCK 3.Benjamin BARKER — LMGT3

Lap	D	Time	Sector 1	Sector 2	Sector 3	T. Spd	Elapsed
1	1	2:29.270	1:09.624	55.958	23.688		2:29.270
2	1	1:41.170	25.976	51.672	23.522	221.3	4:10.440
3	1	1:38.973	25.644	50.053	23.276	246.2	5:49.413
4	1	1:46.217 B	25.578	49.795	30.844	236.6	7:35.630
5	1	5:16.741	4:01.884	51.544	23.313		12:52.371
6	1	1:37.216	25.536	48.833	22.847	230.1	14:29.587
7	1	~~1:36.046~~	24.831	~~48.469~~	22.746	246.2	16:05.633
8	1	1:36.634	24.915	48.707	23.012	247.9	17:42.267
9	1	1:40.611	25.253	52.480	22.878	250.2	19:22.878
10	1	1:36.416	24.944	48.501	22.971	247.3	20:59.294
11	1	1:35.939	24.708	48.109	23.122	251.9	22:35.233
12	1	1:42.948 B	24.923	48.625	29.400	249.0	24:18.181
13	2	3:20.276	2:05.323	51.938	23.015		27:38.457
14	2	1:36.039	24.801	48.378	22.860	234.1	29:14.496
15	2	1:35.480	24.652	48.044	22.784	252.5	30:49.976
16	2	1:41.496	24.610	51.067	25.819	251.3	32:31.472
17	2	1:35.535	24.685	48.037	22.813	251.3	34:07.007
18	2	1:35.364	24.588	48.047	22.729	251.3	35:42.371
19	2	1:42.601 B	24.909	49.157	28.535	236.1	37:24.972
20	3	3:21.570	2:09.636	48.945	22.989		40:46.542
21	3	1:35.880	24.824	48.208	22.848	247.9	42:22.422
22	3	1:36.067	24.926	48.115	23.026	242.9	43:58.489
23	3	1:36.211	24.742	48.340	23.129	250.2	45:34.700
24	3	1:41.283 B	24.659	48.451	28.173	251.3	47:15.983
25	3	3:52.157	2:39.233	49.613	23.311		51:08.140
26	3	1:35.927	24.735	48.365	22.827	250.8	52:44.067
27	3	1:36.234	24.738	48.657	22.839	244.0	54:20.301
28	3	~~1:36.168~~	24.653	~~48.618~~	22.897	253.7	55:56.469
29	3	1:36.594	24.830	48.813	22.951	253.1	57:33.063
30	3	1:36.220	24.686	48.626	22.908	251.3	59:09.283
31	3	1:36.676	24.891	48.919	22.866	249.6	1:00:45.959

78 **Akkodis ASP Team** — Lexus RC F LMGT3
1.Arnold ROBIN 2.Finn GEHRSITZ 3.Yuichi NAKAYAMA — LMGT3

Lap	D	Time	Sector 1	Sector 2	Sector 3	T. Spd	Elapsed
1	1	2:19.715	55.834	58.923	24.958		2:19.715
2	1	1:41.358	27.092	51.280	22.986	204.3	4:01.073
3	1	1:37.708	25.190	49.429	23.089	213.0	5:38.781
4	1	1:38.283	24.992	50.023	23.268	240.8	7:17.064
5	1	1:45.373 B	24.996	49.960	30.417	237.6	9:02.437
6	1	3:02.971	1:39.938	58.037	24.996		12:05.408
7	1	1:41.908	27.565	51.073	23.270	215.1	13:47.316
8	1	1:39.058	24.616	48.811	25.631	244.6	15:26.374

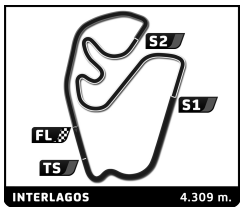

FIA WEC
Rolex 6 Hours of Sao Paulo
Free Practice 3

Sector Analysis

Lap under Red Flag | ~~Invalidated Lap~~ | Personal Best | Session Best | **B** Crossing the pit lane

Lap	D	Time	Sector 1	Sector 2	Sector 3	T. Spd	Elapsed
9	1	1:35.612	24.665	48.309	22.638	244.6	17:01.986
10	1	~~1:40.073~~	24.474	~~51.867~~	23.732	249.6	18:42.059
11	1	1:36.025	24.673	48.697	22.655	236.1	20:18.084
12	1	1:44.100 B	24.688	49.635	29.777	245.1	22:02.184
13	2	3:25.748	2:09.134	53.869	22.745		25:27.932
14	2	1:35.228	24.591	47.694	22.943	252.5	27:03.160
15	2	1:34.768	24.422	47.616	22.730	250.8	28:37.928
16	2	1:35.135	24.471	47.773	22.891	255.5	30:13.063
17	2	1:44.727 B	24.493	51.091	29.143	253.1	31:57.790
18	3	5:09.052	3:54.175	52.089	22.788		37:06.842
19	3	1:35.457	24.584	48.090	22.783	242.4	38:42.299
20	3	1:35.950	24.420	48.722	22.808	248.5	40:18.249
21	3	1:35.418	24.549	47.990	22.879	247.3	41:53.667
22	3	1:35.797	24.515	48.525	22.757	248.5	43:29.464
23	3	1:36.078	24.532	48.757	22.789	251.3	45:05.542
24	3	1:36.014	24.534	48.358	23.122	245.1	46:41.556
25	3	1:35.618	24.425	48.385	22.808	250.2	48:17.174
26	3	1:35.912	24.715	48.408	22.789	244.0	49:53.086
27	3	1:35.762	24.740	48.171	22.851	241.9	51:28.848
28	3	1:36.287	24.624	48.889	22.774	243.5	53:05.135
29	3	1:36.864	24.652	49.374	22.838	245.7	54:41.999
30	3	1:36.877	24.907	49.137	22.833	223.5	56:18.876
31	3	~~1:36.770~~	24.514	~~49.347~~	22.909	251.3	57:55.646
32	3	1:36.022	24.638	48.468	22.916	238.2	59:31.668
33	3	1:36.103	24.700	48.540	22.863	245.7	1:01:07.771

81 TF Sport — Corvette Z06 LMGT3.R — LMGT3
1.Tom VAN ROMPUY 2.Rui ANDRADE 3.Charlie EASTWOOD

Lap	D	Time	Sector 1	Sector 2	Sector 3	T. Spd	Elapsed
1	1	2:04.238	44.962	55.389	23.887		2:04.238
2	1	1:43.149	26.005	53.731	23.413	202.8	3:47.387
3	1	1:36.139	24.809	48.329	23.001	243.5	5:23.526
4	1	1:35.324	24.621	47.684	23.019	241.3	6:58.850
5	1	1:37.824	24.689	50.035	23.100	245.7	8:36.674
6	1	1:35.333	24.642	47.682	23.009	253.1	10:12.007
7	1	1:35.683	24.694	48.005	22.984	250.8	11:47.690
8	1	~~1:35.722~~	~~24.662~~	48.002	23.058	248.5	13:23.412
9	1	1:40.990 B	24.668	48.207	28.115	251.9	15:04.402
10	2	2:51.117	1:37.285	49.917	23.915		17:55.519
11	2	1:36.064	24.898	48.079	23.087	249.0	19:31.583
12	2	1:36.248	24.853	48.327	23.068	250.2	21:07.831
13	2	~~1:36.026~~	24.631	~~48.253~~	23.142	253.1	22:43.857
14	2	1:35.725	24.612	48.044	23.069	251.9	24:19.582
15	2	1:36.038	24.529	48.334	23.175	254.3	25:55.620
16	2	1:50.152	25.346	58.489	26.317	243.5	27:45.772
17	2	~~1:36.075~~	24.535	~~48.415~~	23.125	254.9	29:21.847
18	2	1:41.981 B	24.627	48.421	28.933	253.1	31:03.828
19	3	3:26.080	2:14.348	48.660	23.072		34:29.908
20	3	1:36.488	25.093	48.163	23.232	246.2	36:06.396
21	3	1:38.877	25.631	49.851	23.395	247.9	37:45.273
22	3	1:36.322	24.765	48.382	23.175	247.3	39:21.595
23	3	1:36.156	24.751	48.259	23.146	247.3	40:57.751
24	3	1:35.965	24.649	48.204	23.112	247.9	42:33.716
25	3	1:36.338	24.695	48.495	23.148	249.6	44:10.054
26	3	1:35.866	24.759	47.975	23.132	250.8	45:45.920
27	3	1:36.095	24.651	48.133	23.311	250.8	47:22.015
28	3	1:35.959	24.655	47.987	23.317	246.8	48:57.974
29	3	1:35.760	24.571	48.066	23.123	250.8	50:33.734
30	3	1:37.726	24.655	49.931	23.140	251.9	52:11.460
31	3	1:35.909	24.605	48.197	23.107	251.3	53:47.369
32	3	1:35.718	24.538	48.101	23.079	252.5	55:23.087
33	3	1:41.426 B	24.688	48.089	28.649	246.8	57:04.513
34	2	2:51.670	1:38.299	50.325	23.046		59:56.183
35	2	~~1:36.852~~	24.684	~~48.921~~	23.247	253.1	1:01:33.035

83 AF Corse — Ferrari 499P — HYPERCAR H
1.Robert KUBICA 2.Yifei YE 3.Philip HANSON

Lap	D	Time	Sector 1	Sector 2	Sector 3	T. Spd	Elapsed
1	1	2:27.014	1:09.622	55.586	21.806		2:27.014
2	1	1:33.884	24.738	48.232	20.914	195.5	4:00.898
3	1	1:34.938	24.007	49.783	21.148	214.3	5:35.836
4	1	1:37.520	26.287	49.558	21.675	216.9	7:13.356
5	1	1:38.014	21.853	54.507	21.654	274.8	8:51.370
6	1	1:24.444	21.668	42.982	19.794	264.8	10:15.814
7	1	2:16.008	37.813	1:15.843	22.352	253.1	12:31.822
8	1	~~1:30.952~~ B	21.864	~~43.112~~	25.976	274.8	14:02.774
9	1	9:04.161	7:57.937	45.555	20.669		23:06.935
10	1	1:25.311	21.845	43.521	19.945	264.8	24:32.246
11	1	1:25.998	21.916	44.060	20.022	268.0	25:58.244
12	1	1:26.411	22.005	44.247	20.159	263.5	27:24.655
13	1	1:28.089	22.357	45.256	20.476	265.4	28:52.744
14	1	1:26.692	22.140	44.405	20.147	266.0	30:19.436
15	1	1:35.603 B	22.310	45.456	27.837	261.0	31:55.039
16	2	2:34.836	1:29.065	45.646	20.125		34:29.875
17	2	1:26.237	22.088	43.998	20.151	268.7	35:56.112
18	2	1:26.648	21.930	44.444	20.274	277.6	37:22.760
19	2	1:27.218	22.041	44.949	20.228	277.6	38:49.978
20	2	1:26.637	22.085	44.433	20.119	270.0	40:16.615
21	2	1:26.713	22.091	44.510	20.112	266.7	41:43.328
22	2	1:26.797	22.005	44.744	20.048	273.4	43:10.125
23	2	1:34.381 B	22.852	44.780	26.749	257.3	44:44.506
24	3	2:24.466	1:17.134	46.481	20.851		47:08.972
25	3	1:27.513	22.231	44.929	20.353	264.8	48:36.485
26	3	1:27.204	22.143	44.648	20.413	259.1	50:03.689
27	3	1:28.469	22.330	45.898	20.241	259.1	51:32.158
28	3	1:28.991	22.174	46.378	20.439	265.4	53:01.149
29	3	1:27.229	22.088	44.864	20.277	264.1	54:28.378
30	3	1:27.019	22.040	44.690	20.289	264.8	55:55.397
31	3	1:27.453	22.169	45.061	20.223	268.0	57:22.850
32	3	1:27.320	22.022	44.970	20.328	270.7	58:50.170
33	3	1:29.637	22.145	47.118	20.374	266.0	1:00:19.807

85 Iron Dames — Porsche 911 GT3 R LMGT3 — LMGT3
1.Celia MARTIN 2.Rahel FREY 3.Michelle GATTING

Lap	D	Time	Sector 1	Sector 2	Sector 3	T. Spd	Elapsed
1	1	1:51.790	31.702	56.339	23.749		1:51.790
2	1	1:38.617	25.677	49.509	23.431	220.8	3:30.407
3	1	1:35.875	24.915	48.029	22.931	232.1	5:06.282
4	1	1:35.770	24.638	48.034	23.098	253.1	6:42.052

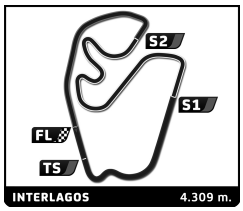

FIA WEC
Rolex 6 Hours of Sao Paulo
Free Practice 3

Sector Analysis

Lap under Red Flag | ~~Invalidated Lap~~ | Personal Best | Session Best | **B** Crossing the pit lane

Lap	D	Time	Sector 1	Sector 2	Sector 3	T. Spd	Elapsed
5	1	1:35.249	24.579	47.804	22.866	249.6	8:17.301
6	1	1:43.271 B	24.797	47.747	30.727	234.6	10:00.572
7	2	2:57.163	1:44.582	49.383	23.198		12:57.735
8	2	1:35.298	24.574	47.788	22.936	253.7	14:33.033
9	2	1:35.436	24.592	47.660	23.184	255.5	16:08.469
10	2	~~1:35.749~~	24.509	~~48.156~~	23.084	255.5	17:44.218
11	2	1:36.045	24.645	48.386	23.014	254.9	19:20.263
12	2	~~1:35.409~~	24.506	~~47.811~~	23.092	256.7	20:55.672
13	2	1:42.264 B	25.151	48.194	28.919	224.0	22:37.936
14	3	3:26.135	2:13.137	49.910	23.088		26:04.071
15	3	1:35.674	24.673	47.938	23.063	248.5	27:39.745
16	3	~~1:36.851~~	24.977	~~48.747~~	23.127	242.9	29:16.596
17	3	~~1:35.912~~	24.659	~~48.197~~	23.056	251.9	30:52.508
18	3	1:36.864	24.708	49.000	23.156	249.6	32:29.372
19	3	1:36.120	24.765	48.121	23.234	241.3	34:05.492
20	3	1:36.147	24.764	48.097	23.286	238.7	35:41.639
21	3	1:36.765	25.158	48.317	23.290	223.1	37:18.404
22	3	1:36.664	24.786	48.635	23.243	242.4	38:55.068
23	3	1:36.306	24.799	48.253	23.254	242.9	40:31.374
24	3	1:36.573	24.913	48.485	23.175	241.9	42:07.947
25	3	1:42.141 B	24.908	48.448	28.785	240.3	43:50.088
26	2	2:46.604	1:34.070	49.284	23.250		46:36.692
27	2	1:36.784	24.934	48.573	23.277	252.5	48:13.476
28	2	1:36.572	24.842	48.410	23.320	252.5	49:50.048
29	2	1:36.725	24.993	48.503	23.229	242.9	51:26.773
30	2	1:37.685	25.008	49.012	23.665	236.6	53:04.458
31	2	1:37.345	24.859	49.171	23.315	240.3	54:41.803
32	2	1:38.292	25.810	49.246	23.236	237.1	56:20.095
33	2	1:42.340 B	24.806	48.553	28.981	253.1	58:02.435
34	3	2:59.353	1:44.871	51.347	23.135		1:01:01.788

87 **Akkodis ASP Team** — Lexus RC F LMGT3, LMGT3
1.Petru UMBRARESCU 2.Clemens SCHMID 3.Jose Maria LOPEZ

Lap	D	Time	Sector 1	Sector 2	Sector 3	T. Spd	Elapsed
1	1	2:57.451	1:31.804	1:00.385	25.262		2:57.451
2	1	1:43.890	27.532	53.256	23.102	180.0	4:41.341
3	1	1:35.347	24.886	47.670	22.791	244.6	6:16.688
4	1	1:39.141	24.495	51.690	22.956	249.6	7:55.829
5	1	1:37.024	24.532	49.475	23.017	254.3	9:32.853
6	1	1:35.309	24.595	47.940	22.774	250.8	11:08.162
7	1	1:43.766 B	24.569	49.336	29.861	251.9	12:51.928
8	2	3:34.664	2:19.021	52.833	22.810		16:26.592
9	2	1:35.023	24.417	47.782	22.824	251.9	18:01.615
10	2	1:34.614	24.352	47.558	22.704	253.1	19:36.229
11	2	1:34.853	24.298	47.616	22.939	257.3	21:11.082
12	2	1:35.088	24.305	47.698	23.085	257.3	22:46.170
13	2	1:41.058 B	24.478	47.826	28.754	253.7	24:27.228
14	3	2:57.377	1:40.227	54.160	22.990		27:24.605
15	3	1:36.588	24.903	48.788	22.897	236.6	29:01.193
16	3	1:36.349	24.701	48.686	22.962	243.5	30:37.542
17	3	1:36.177	24.761	48.526	22.890	240.8	32:13.719
18	3	1:36.664	24.560	48.845	23.259	252.5	33:50.383
19	3	1:45.312	24.832	56.758	23.722	251.3	35:35.695
20	3	1:36.951	24.793	49.024	23.134	245.7	37:12.646
21	3	1:43.195 B	24.641	50.024	28.530	246.2	38:55.841
22	2	3:49.868	2:37.303	49.416	23.149		42:45.709
23	2	1:37.177	24.805	49.126	23.246	246.2	44:22.886
24	2	~~1:37.344~~	24.701	~~48.996~~	23.647	249.0	46:00.230
25	2	1:42.849 B	25.104	49.045	28.700	240.3	47:43.079
26	2	2:17.400	1:05.558	48.969	22.873		50:00.479
27	2	1:36.426	24.782	48.757	22.887	240.8	51:36.905
28	2	1:36.285	24.860	48.489	22.936	239.7	53:13.190
29	2	1:36.438	24.600	48.707	23.131	252.5	54:49.628
30	2	~~1:37.727~~	25.518	~~49.191~~	23.018	251.3	56:27.355
31	2	1:37.120	25.047	48.765	23.308	247.9	58:04.475
32	2	1:36.761	24.647	49.013	23.101	254.3	59:41.236
33	2	1:36.229	24.589	48.661	22.979	251.9	1:01:17.465

88 **Proton Competition** — Ford Mustang LMGT3, LMGT3
1.Stefano GATTUSO 2.Giammarco LEVORATO 3.Dennis OLSEN

Lap	D	Time	Sector 1	Sector 2	Sector 3	T. Spd	Elapsed
1	2	2:27.895	1:08.746	55.120	24.029		2:27.895
2	2	1:39.528	25.798	50.617	23.113	199.1	4:07.423
3	2	1:36.669	24.853	48.792	23.024	247.3	5:44.092
4	2	1:42.292 B	25.092	48.714	28.486	251.9	7:26.384
5	2	4:28.808	3:10.898	53.830	24.080		11:55.192
6	2	1:38.854	26.917	49.066	22.871	184.9	13:34.046
7	2	1:34.613	24.592	47.385	22.636	247.9	15:08.659
8	2	1:34.728	24.620	47.516	22.592	251.9	16:43.387
9	2	1:34.765	24.444	47.634	22.687	254.9	18:18.152
10	2	1:34.940	24.525	47.746	22.669	253.1	19:53.092
11	2	1:39.912 B	24.474	47.674	27.764	247.9	21:33.004
12	1	3:27.868	2:15.666	49.236	22.966		25:00.872
13	1	1:36.692	25.160	48.608	22.924	242.4	26:37.564
14	1	1:37.466	25.004	49.449	23.013	241.9	28:15.030
15	1	1:36.782	24.909	48.909	22.964	245.1	29:51.812
16	1	1:36.811	24.903	48.979	22.929	242.9	31:28.623
17	1	1:36.831	24.873	48.944	23.014	244.6	33:05.454
18	1	1:36.943	24.915	48.729	23.299	244.6	34:42.397
19	1	1:37.029	24.968	49.111	22.950	246.2	36:19.426
20	1	1:36.501	24.844	48.688	22.969	247.3	37:55.927
21	1	1:36.361	24.772	48.647	22.942	247.3	39:32.288
22	1	1:42.323 B	24.930	48.966	28.427	245.7	41:14.611
23	3	3:26.266	2:13.824	49.209	23.233		44:40.877
24	3	1:36.063	24.663	48.421	22.979	247.3	46:16.940
25	3	1:35.941	24.666	48.362	22.913	242.4	47:52.881
26	3	1:35.906	24.648	48.321	22.937	243.5	49:28.787
27	3	1:35.809	24.661	48.226	22.922	243.5	51:04.596
28	3	1:35.811	24.631	48.302	22.878	244.6	52:40.407
29	3	1:36.177	24.697	48.518	22.962	241.9	54:16.584
30	3	1:36.299	24.564	48.729	23.006	245.1	55:52.883
31	3	1:36.781	24.696	49.094	22.991	241.9	57:29.664
32	3	1:36.209	24.768	48.494	22.947	243.5	59:05.873
33	3	1:36.560	24.784	48.771	23.005	241.3	1:00:42.433

92 **Manthey 1ST Phorm** — Porsche 911 GT3 R LMGT3, LMGT3
1.Ryan HARDWICK 2.Riccardo PERA 3.Richard LIETZ

Lap	D	Time	Sector 1	Sector 2	Sector 3	T. Spd	Elapsed
1	1	1:53.637	36.094	53.930	23.613		1:53.637

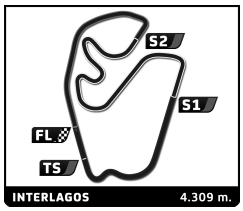

FIA WEC
Rolex 6 Hours of Sao Paulo
Free Practice 3

Sector Analysis

Lap under Red Flag | ~~Invalidated Lap~~ | Personal Best | Session Best | **B** Crossing the pit lane

Lap	D	Time	Sector 1	Sector 2	Sector 3	T. Spd	Elapsed
2	1	1:41.009	26.163	50.943	23.903	197.6	3:34.646
3	1	1:44.059	24.751	53.138	26.170	246.2	5:18.705
4	1	1:37.783	24.612	49.926	23.245	246.8	6:56.488
5	1	1:49.949	24.753	1:01.934	23.262	245.1	8:46.437
6	1	~~1:36.006~~	24.653	~~48.242~~	23.111	250.2	10:22.443
7	1	1:35.945	24.676	48.245	23.024	249.0	11:58.388
8	1	1:43.171 B	24.709	49.584	28.878	245.1	13:41.559
9	3	3:16.193	2:04.522	48.498	23.173		16:57.752
10	3	~~1:35.693~~	24.671	~~47.800~~	23.222	249.0	18:33.445
11	3	1:36.003	24.627	48.242	23.134	250.2	20:09.448
12	3	1:35.886	24.713	47.882	23.291	253.7	21:45.334
13	3	1:35.638	24.591	47.833	23.214	252.5	23:20.972
14	3	1:36.401	24.760	48.361	23.280	246.2	24:57.373
15	3	1:35.991	24.622	48.241	23.128	252.5	26:33.364
16	3	1:36.047	24.618	48.092	23.337	254.9	28:09.411
17	3	1:35.811	24.666	47.995	23.150	253.7	29:45.222
18	3	1:40.538 B	24.645	47.884	28.009	254.3	31:25.760
19	2	2:32.585	1:20.523	48.770	23.292		33:58.345
20	2	1:36.232	24.678	48.291	23.263	253.1	35:34.577
21	2	1:36.100	24.702	48.197	23.201	253.7	37:10.677
22	2	1:36.636	24.721	48.597	23.318	254.3	38:47.313
23	2	1:36.303	24.828	48.276	23.199	253.1	40:23.616
24	2	1:36.487	24.711	48.582	23.194	253.7	42:00.103
25	2	1:36.861	24.724	48.729	23.408	253.7	43:36.964
26	2	1:36.183	24.723	48.265	23.195	253.1	45:13.147
27	2	1:36.589	24.846	48.397	23.346	252.5	46:49.736
28	2	1:36.925	24.748	48.742	23.435	253.7	48:26.661
29	2	1:36.846	24.709	48.652	23.485	254.9	50:03.507
30	2	1:36.589	24.862	48.548	23.179	241.9	51:40.096
31	2	~~1:36.936~~	24.744	~~48.892~~	23.300	245.7	53:17.032
32	2	1:37.184	24.946	48.722	23.516	240.8	54:54.216
33	2	1:37.545	24.874	49.444	23.227	244.0	56:31.761
34	2	1:36.949	25.065	48.608	23.276	250.8	58:08.710
35	2	1:36.745	25.056	48.442	23.247	233.6	59:45.455
36	2	1:36.524	24.844	48.401	23.279	245.7	1:01:21.979

93 **Peugeot TotalEnergies** — Peugeot 9X8 HYPERCAR H
1.Paul DI RESTA
2.Mikkel JENSEN

Lap	D	Time	Sector 1	Sector 2	Sector 3	T. Spd	Elapsed
1	1	3:01.596	1:47.547	53.087	20.962		3:01.596
2	1	1:30.605	23.836	46.737	20.032	222.2	4:32.201
3	1	1:27.832	22.882	45.175	19.775	243.5	6:00.033
4	1	1:39.921	24.059	56.118	19.744	228.2	7:39.954
5	1	1:24.776	21.535	43.474	19.767	272.7	9:04.730
6	1	1:25.048	21.603	43.668	19.777	275.5	10:29.778
7	1	1:26.064	22.109	44.195	19.760	270.0	11:55.842
8	1	1:25.850	22.018	43.962	19.870	259.7	13:21.692
9	1	1:25.671	21.840	44.038	19.793	274.1	14:47.363
10	1	1:32.244 B	21.863	44.670	25.711	278.3	16:19.607
11	1	5:20.309	4:15.697	44.889	19.723		21:39.916
12	1	1:31.337	21.847	49.563	19.927	271.3	23:11.253
13	1	~~1:26.151~~	22.016	~~44.226~~	19.909	266.7	24:37.404
14	1	1:25.943	21.985	44.118	19.840	268.7	26:03.347
15	1	1:26.472	21.841	44.772	19.859	273.4	27:29.819
16	1	1:27.088	21.980	45.139	19.969	270.7	28:56.907
17	1	1:26.520	21.962	44.746	19.812	266.0	30:23.427
18	1	1:34.991 B	22.002	44.673	28.316	266.7	31:58.418
19	2	2:22.557	1:16.773	45.864	19.920		34:20.975
20	2	1:26.570	21.968	44.670	19.932	262.8	35:47.545
21	2	1:28.095	21.916	46.135	20.044	268.0	37:15.640
22	2	1:27.773	21.953	45.938	19.882	272.0	38:43.413
23	2	1:27.138	22.234	45.016	19.888	271.3	40:10.551
24	2	1:26.113	21.853	44.375	19.885	278.3	41:36.664
25	2	1:26.336	21.985	44.530	19.821	274.8	43:03.000
26	2	1:25.879	21.818	44.261	19.800	277.6	44:28.879
27	2	1:33.130 B	22.594	45.196	25.340	274.8	46:02.009
28	2	3:58.135	2:52.382	45.699	20.054		50:00.144
29	2	1:27.632	22.517	44.862	20.253	264.8	51:27.776
30	2	1:27.296	22.487	44.866	19.943	262.2	52:55.072
31	2	1:26.134	21.786	44.527	19.821	277.6	54:21.206
32	2	1:28.343	22.665	45.696	19.982	266.7	55:49.549
33	2	1:26.043	21.809	44.389	19.845	281.9	57:15.592
34	2	1:27.091	21.782	45.261	20.048	280.4	58:42.683
35	2	1:26.122	21.861	44.396	19.865	272.0	1:00:08.805

94 **Peugeot TotalEnergies** — Peugeot 9X8 HYPERCAR H
1.Loïc DUVAL
2.Malthe JAKOBSEN

Lap	D	Time	Sector 1	Sector 2	Sector 3	T. Spd	Elapsed
1	2	3:03.669	1:51.100	51.314	21.255		3:03.669
2	2	1:31.070	23.972	47.175	19.923	208.6	4:34.739
3	2	1:29.302	23.108	46.448	19.746	225.8	6:04.041
4	2	1:24.673	21.638	43.440	19.595	253.7	7:28.714
5	2	~~1:41.179~~	21.496	~~59.329~~	20.354	283.3	9:09.893
6	2	1:32.161	23.248	49.472	19.441	266.7	10:42.054
7	2	1:24.480	21.527	43.408	19.545	272.7	12:06.534
8	2	1:45.781 B	24.911	51.038	29.832	228.2	13:52.315
9	1	6:16.064	5:10.119	45.583	20.362		20:08.379
10	1	1:33.344	22.121	49.862	21.361	252.5	21:41.723
11	1	1:25.751	21.927	44.053	19.771	264.8	23:07.474
12	1	1:25.842	21.887	44.231	19.724	260.3	24:33.316
13	1	1:26.355	21.889	44.404	20.062	264.8	25:59.671
14	1	1:26.153	22.248	44.163	19.742	272.0	27:25.824
15	1	1:27.300	22.243	44.935	20.122	270.0	28:53.124
16	1	1:33.083	22.018	50.933	20.132	267.4	30:26.207
17	1	1:26.270	21.834	44.292	20.144	264.1	31:52.477
18	1	1:26.195	21.806	44.431	19.958	272.0	33:18.672
19	1	1:26.776	21.883	44.597	20.296	261.0	34:45.448
20	1	1:26.983	22.125	45.068	19.790	257.9	36:12.431
21	1	1:27.281	22.116	45.301	19.864	257.3	37:39.712
22	1	1:26.180	21.884	44.454	19.842	266.7	39:05.892
23	1	1:32.827 B	21.920	44.991	25.916	266.0	40:38.719
24	2	3:57.152	2:51.679	45.544	19.929		44:35.871
25	2	1:26.749	22.027	44.650	20.072	256.1	46:02.620
26	2	1:27.216	22.126	45.167	19.923	256.1	47:29.836
27	2	1:27.023	22.456	44.487	20.080	252.5	48:56.859
28	2	1:26.814	22.148	44.697	19.969	256.7	50:23.673
29	2	1:27.456	22.098	45.492	19.866	257.9	51:51.129
30	2	1:26.966	22.694	44.564	19.708	253.1	53:18.095

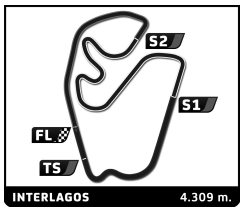

FIA WEC
Rolex 6 Hours of Sao Paulo
Free Practice 3

Sector Analysis

Lap under Red Flag | ~~Invalidated Lap~~ | Personal Best | Session Best | **B** Crossing the pit lane

95 United Autosports
1.Darren LEUNG
2.Sean GELAEL
3.Marino SATO
McLaren 720S LMGT3 Evo
LMGT3

Lap	D	Time	Sector 1	Sector 2	Sector 3	T. Spd	Elapsed
1	2	2:26.122	1:04.560	57.866	23.696		2:26.122
2	2	1:40.465	26.235	51.330	22.900	214.7	4:06.587
3	2	~~1:36.908~~	24.398	~~49.420~~	23.090	255.5	5:43.495
4	2	1:34.659	24.329	47.314	23.016	254.9	7:18.154
5	2	1:49.369 B	24.431	52.632	32.306	256.7	9:07.523
6	1	4:39.098	3:18.715	57.103	23.280		13:46.621
7	1	1:36.098	24.864	48.263	22.971	251.9	15:22.719
8	1	~~1:36.559~~	24.768	~~48.579~~	23.212	253.7	16:59.278
9	1	1:35.732	24.715	48.013	23.004	253.7	18:35.010
10	1	1:36.109	24.566	48.275	23.268	254.9	20:11.119
11	1	1:35.776	24.710	48.106	22.960	254.3	21:46.895
12	1	1:41.071 B	24.782	47.994	28.295	256.7	23:27.966
13	1	2:48.741	1:32.543	52.867	23.331		26:16.707
14	1	1:39.169	26.327	49.615	23.227	253.7	27:55.876
15	1	1:36.574	25.033	48.530	23.011	253.1	29:32.450
16	1	1:42.502 B	24.981	48.801	28.720	256.1	31:14.952
17	1	1:54.164	42.288	48.652	23.224		33:09.116
18	1	1:37.413	24.932	49.285	23.196	254.3	34:46.529
19	1	1:36.218	24.670	48.418	23.130	254.9	36:22.747
20	1	1:42.665 B	25.799	48.508	28.358	256.7	38:05.412
21	3	3:47.147	2:36.068	48.102	22.977		41:52.559
22	3	1:35.771	24.584	47.990	23.197	251.3	43:28.330
23	3	1:35.693	24.669	47.954	23.070	249.0	45:04.023
24	3	1:35.606	24.424	48.045	23.137	250.8	46:39.629
25	3	1:36.572	24.475	49.153	22.944	247.9	48:16.201
26	3	1:40.641 B	24.513	48.261	27.867	249.6	49:56.842
27	3	1:56.024	41.116	51.713	23.195		51:52.866
28	3	1:36.603	24.757	48.374	23.472	245.7	53:29.469
29	3	1:36.175	24.724	48.445	23.006	240.8	55:05.644
30	3	1:36.177	24.521	48.579	23.077	248.5	56:41.821
31	3	1:35.657	24.515	48.102	23.040	250.2	58:17.478
32	3	1:35.681	24.545	48.163	22.973	250.2	59:53.159
33	3	1:35.603	24.570	48.099	22.934	252.5	1:01:28.762

99 Proton Competition
1.Neel JANI
2.Nicolas PINO
3.Nicolas VARRONE
Porsche 963
HYPERCAR H

Lap	D	Time	Sector 1	Sector 2	Sector 3	T. Spd	Elapsed
1	3	2:20.268	1:05.067	53.215	21.986		2:20.268
2	3	1:33.293	25.238	47.747	20.308	205.0	3:53.561
3	3	1:27.657	22.734	44.297	20.626	221.7	5:21.218
4	3	1:31.362	21.960	48.090	21.312	245.1	6:52.580
5	3	1:24.903	21.843	43.030	20.030	257.3	8:17.483
6	3	1:32.582	21.657	48.819	22.106	262.8	9:50.065
7	3	1:24.442	21.661	43.020	19.761	261.6	11:14.507
8	3	1:27.597	21.818	45.370	20.409	264.1	12:42.104
9	3	1:30.408	21.770	48.008	20.630	264.8	14:12.512
10	3	1:24.757	21.651	43.254	19.852	263.5	15:37.269
11	3	1:34.149 B	22.529	45.373	26.247	224.0	17:11.418
12	1	3:57.243	2:51.349	45.664	20.230		21:08.661
13	1	1:27.113	22.966	44.191	19.956	248.5	22:35.774
14	1	1:27.815	23.275	44.229	20.311	240.3	24:03.589
15	1	1:29.479	22.342	46.334	20.803	251.9	25:33.068
16	1	1:27.521	21.962	45.286	20.273	262.8	27:00.589
17	1	1:28.191	22.684	45.291	20.216	262.2	28:28.780
18	1	1:26.435	22.018	44.262	20.155	265.4	29:55.215
19	1	1:26.833	21.979	44.845	20.009	265.4	31:22.048
20	1	1:26.470	21.911	44.275	20.284	265.4	32:48.518
21	1	1:26.357	21.926	44.331	20.100	270.0	34:14.875
22	1	1:27.045	22.221	44.648	20.176	254.3	35:41.920
23	1	1:27.928	22.335	45.256	20.337	240.8	37:09.848
24	1	1:35.073 B	22.108	46.065	26.900	264.8	38:44.921
25	2	3:21.804	2:16.152	45.043	20.609		42:06.725
26	2	1:27.495	22.412	44.876	20.207	250.2	43:34.220
27	2	1:27.429	21.955	45.319	20.155	269.3	45:01.649
28	2	1:26.536	22.193	44.287	20.056	267.4	46:28.185
29	2	~~1:25.884~~	21.880	~~43.980~~	20.024	287.1	47:54.069
30	2	1:27.282	22.554	44.383	20.345	260.3	49:21.351
31	2	1:26.513	22.222	44.268	20.023	255.5	50:47.864
32	2	1:27.043	22.095	44.861	20.087	254.3	52:14.907
33	2	1:26.782	22.044	44.453	20.285	264.8	53:41.689
34	2	1:26.127	21.994	44.262	19.871	264.1	55:07.816
35	2	1:26.685	22.024	44.679	19.982	261.0	56:34.501
36	2	1:27.006	22.063	44.742	20.201	264.8	58:01.507
37	2	1:27.446	22.082	45.223	20.141	265.4	59:28.953
38	2	1:26.663	22.050	44.683	19.930	268.0	1:00:55.616